



Fresno Chaffee Zoo • 894 West Belmont Avenue • Fresno, California 93728
 Phone (559) 498-5910 • Fax (559) 264-9226

Disbursement Claim for Measure Z Funds

Disbursement Claim #: 2016-09

Claim Submission Date: 10/06/16

Request Details

Invoice Date or Date Range (if multiple invoices)	Approved Monthly Budget Covering Invoiced Month(s)	Variance Explanation	Description	Amount Requested
09/01-30/2016	\$ 324,477.37		Animal Dept. Salary & Benefits 3/	\$ 328,784.64
09/01-30/2016	\$ 34,906.61	Worker's Comp Expense higher than projection	Veterinary Dept. Salary & Benefits 5/	\$ 41,140.90
09/01-30/2016	\$ 30,000.00		Animal Feed 7/	\$29,400.81
09/01-30/2016	\$ 52,083.34	Timing of invoices	Utilities (Gas & Electric) 28/	\$ 68,303.43
	\$ 10.00		Wire Fee	\$ 10.00
				\$
				\$ (10.00)
	\$ 441,477.31		TOTAL AMOUNT REQUESTED \$467,629.78	

29,427.81 +

27 -

Total [2 items]

29,400.81 T

328,784.64 +

41,140.9 +

29,400.81 +

68,303.43 +

10 +

Total [5 items]

467,639.78 T

467,639.78 +

10 -

Total [2 items]

467,629.78 T

Fresno's Chaffee Zoo Corporation

Income Statement

September

✓ Ties to attached general ledger

2016-9 Page 12 of 63

	2016 Budget	Sept Budget	Sept Measure Z	Sept Actual	YTD Budget	YTD Measure Z	YTD Actual
EXPENSES							
OPERATING EXPENSES							
Personnel Expenses							
Administration							
Benefits-General	\$0.00	\$0.00	\$0.00	\$0.00	\$0.00	\$0.00	\$0.00
Benefits-Administration	\$90,000.00	\$5,625.00	\$0.00	\$5,790.47	\$61,875.00	\$0.00	\$48,895.80
Payroll Taxes	\$0.00	\$0.00	\$0.00	\$0.00	\$0.00	\$0.00	\$0.00
Payroll Taxes-Administration	\$51,226.00	\$5,737.31	\$0.00	\$3,943.21	\$32,016.25	\$0.00	\$26,848.69
Retirement Contribution-General	\$0.00	\$0.00	\$0.00	\$0.00	\$0.00	\$0.00	\$0.00
Retirement Contribution-Administration	\$16,780.00	\$1,398.34	\$0.00	\$1,489.71	\$11,186.64	\$0.00	\$10,446.23
Salaries-General	\$0.00	\$0.00	\$0.00	\$0.00	\$0.00	\$0.00	\$0.00
Salaries-Administration	\$660,637.00	\$73,991.34	\$0.00	\$69,716.30	\$412,898.12	\$0.00	\$357,478.38
Workers Comp-General	\$0.00	\$0.00	\$0.00	\$0.00	\$0.00	\$0.00	\$0.00
Workers Comp-Administration	\$6,125.00	\$686.00	\$0.00	\$448.98	\$3,828.12	\$0.00	\$2,744.18
Total Administration	<u>\$824,768.00</u>	<u>\$87,437.99</u>	<u>\$0.00</u>	<u>\$81,388.67</u>	<u>\$521,804.13</u>	<u>\$0.00</u>	<u>\$446,413.28</u>
Animal							
Benefits-Animal	\$465,000.00	\$29,062.50	\$26,033.23 ✓	\$26,033.23	\$319,687.50	\$265,963.85	\$265,963.85
Payroll Taxes-Animal	\$177,944.00	\$19,733.88	\$19,582.46 ✓	\$19,582.46	\$111,410.85	\$100,735.96	\$100,735.96
Retirement Contribution-Animal	\$57,417.00	\$4,478.53	\$4,737.56 ✓	\$4,737.56	\$37,837.79	\$26,198.52	\$26,198.52
Salaries-Animal	\$2,352,260.00	\$260,869.12	\$257,823.17 ✓	\$257,823.17	\$1,472,746.50	\$1,305,427.87	\$1,305,427.87
Workers Comp-Animal	\$133,205.00	\$10,333.34	\$20,608.22 ✓	\$20,608.22	\$84,371.64	\$106,884.05	\$106,884.05
Total Animal	<u>\$3,185,826.00</u>	<u>\$324,477.37</u>	<u>\$328,784.64</u> 2/	<u>\$328,784.64</u>	<u>\$2,026,054.28</u>	<u>\$1,805,210.25</u>	<u>\$1,805,210.25</u>
Education							
Benefits-Education	\$72,475.00	\$4,422.94	\$0.00	\$5,063.29	\$49,926.30	\$0.00	\$49,548.56
Benefits-Volunteer	\$0.00	\$0.00	\$0.00	\$0.00	\$0.00	\$0.00	\$0.00
Payroll Taxes-Education	\$49,602.00	\$5,307.34	\$0.00	\$5,558.26	\$32,467.44	\$0.00	\$33,618.27
Payroll Taxes-Volunteer	\$0.00	\$0.00	\$0.00	\$0.00	\$0.00	\$0.00	\$0.00
Retirement Contribution-Education	\$16,000.00	\$1,248.00	\$0.00	\$849.41	\$10,544.00	\$0.00	\$5,005.73
Salaries-Education	\$643,631.00	\$69,455.21	\$0.00	\$73,171.61	\$429,650.31	\$0.00	\$442,859.41

Fresno's Chaffee Zoo Corporation
Income Statement
September

	2016 Budget	Sept Budget	Sept Measure Z	Sept Actual	YTD Budget	YTD Measure Z	YTD Actual
Salaries-Volunteer	\$0.00	\$0.00	\$0.00	\$0.00	\$0.00	\$0.00	\$0.00
Workers Comp-Education	\$53,898.00	\$4,796.83	\$0.00	\$5,496.26	\$36,416.52	\$0.00	\$43,751.14
Workers Comp-Volunteer	\$0.00	\$0.00	\$0.00	\$0.00	\$0.00	\$0.00	\$0.00
Total Education	<u>\$835,606.00</u>	<u>\$85,230.32</u>	<u>\$0.00</u>	<u>\$90,138.83</u>	<u>\$559,004.57</u>	<u>\$0.00</u>	<u>\$574,783.11</u>
Maintenance/Horticulture							
Benefits-Maintenance	\$120,000.00	\$7,500.00	\$0.00	\$7,100.89	\$82,500.00	\$0.00	\$67,539.52
Benefits-Horticulture	\$50,400.00	\$3,150.00	\$0.00	\$2,879.42	\$34,650.00	\$0.00	\$27,931.92
Payroll Taxes-Maintenance	\$30,553.00	\$3,421.96	\$0.00	\$3,301.53	\$19,095.61	\$0.00	\$16,782.28
Payroll Taxes-Horticulture	\$19,714.00	\$2,207.98	\$0.00	\$1,896.35	\$12,321.24	\$0.00	\$10,417.89
Retirement Contribution-Maintenance	\$6,762.00	\$527.44	\$0.00	\$702.42	\$4,456.15	\$0.00	\$3,327.97
Retirement Contribution-Horticulture	\$5,362.00	\$418.24	\$0.00	\$471.76	\$3,533.55	\$0.00	\$2,512.55
Salaries-Maintenance	\$403,028.00	\$45,139.16	\$0.00	\$43,823.95	\$251,892.48	\$0.00	\$224,425.22
Salaries-Horticulture	\$260,077.00	\$29,128.62	\$0.00	\$24,788.61	\$162,548.12	\$0.00	\$136,180.31
Workers Comp-Maintenance	\$28,373.00	\$3,150.00	\$0.00	\$3,607.84	\$17,750.00	\$0.00	\$18,818.13
Workers Comp-Horticulture	\$17,460.00	\$1,900.00	\$0.00	\$2,028.70	\$11,200.00	\$0.00	\$11,429.67
Total Maintenance/Horticulture	<u>\$941,729.00</u>	<u>\$96,543.40</u>	<u>\$0.00</u>	<u>\$90,601.47</u>	<u>\$599,947.15</u>	<u>\$0.00</u>	<u>\$519,365.46</u>
Mem/Dev/Marketing							
Benefits-Marketing	\$23,500.00	\$1,468.75	\$0.00	\$1,125.87	\$16,156.25	\$0.00	\$7,786.27
Benefits-Membership	\$18,400.00	\$1,150.00	\$0.00	\$962.65	\$12,650.00	\$0.00	\$7,961.26
Benefits-Development	\$384.00	\$32.00	\$0.00	\$1,495.73	\$256.00	\$0.00	\$12,850.93
Benefits-Special Event	\$21,500.00	\$1,343.75	\$0.00	\$1,574.04	\$14,781.25	\$0.00	\$14,854.99
Payroll Taxes-Marketing	\$14,864.00	\$1,664.79	\$0.00	\$871.90	\$9,289.98	\$0.00	\$4,608.21
Payroll Taxes-Membership	\$8,154.00	\$913.26	\$0.00	\$930.10	\$5,096.24	\$0.00	\$4,348.32
Payroll Taxes-Development	\$1,400.00	\$156.80	\$0.00	\$886.59	\$875.00	\$0.00	\$5,111.14
Payroll Taxes-Special Events	\$17,000.00	\$1,900.00	\$0.00	\$2,159.56	\$10,750.00	\$0.00	\$10,363.08
Retirement Contribution-Marketing	\$4,150.00	\$323.70	\$0.00	\$409.09	\$2,734.85	\$0.00	\$1,209.28
Retirement Contribution-Membership	\$2,000.00	\$156.00	\$0.00	\$407.81	\$1,318.00	\$0.00	\$2,078.92
Retirement Contribution-Development	\$0.00	\$0.00	\$0.00	\$51.59	\$0.00	\$0.00	\$99.84
Retirement Contribution-Special Event	\$6,000.00	\$468.00	\$0.00	\$545.19	\$3,954.00	\$0.00	\$2,849.59
Salaries-Marketing	\$196,094.00	\$21,962.52	\$0.00	\$11,471.10	\$122,558.75	\$0.00	

Fresno's Chaffee Zoo Corporation

Income Statement

September

	2016 Budget	Sept Budget	Sept Measure Z	Sept Actual	YTD Budget	YTD Measure Z	YTD Actual
Salaries-Membership	\$107,573.00	\$12,048.20	\$0.00	\$12,110.42	\$67,233.11	\$0.00	\$56,712.89
Salaries-Development	\$19,000.00	\$2,128.00	\$0.00	\$11,771.75	\$11,875.00	\$0.00	\$65,380.63
Salaries-Special Events	\$225,000.00	\$25,000.00	\$0.00	\$28,247.46	\$138,500.00	\$0.00	\$131,919.28
Workers Comp-Marketing	\$6,790.00	\$663.16	\$0.00	\$117.33	\$4,385.19	\$0.00	\$913.42
Workers Comp-Membership	\$1,750.00	\$196.00	\$0.00	\$347.22	\$1,093.75	\$0.00	\$2,568.00
Workers Comp-Development	\$300.00	\$33.60	\$0.00	\$195.68	\$187.50	\$0.00	\$1,234.74
Workers Comp-Special Events	\$6,000.00	\$500.00	\$0.00	\$2,263.13	\$4,000.00	\$0.00	\$10,913.13
Total Mem/Dev/Marketing	\$679,859.00	\$72,108.53	\$0.00	\$77,944.21	\$427,694.87	\$0.00	\$406,583.21
Operations							
Benefits-Operations	\$17,500.00	\$1,093.75	\$0.00	\$947.32	\$12,031.25	\$0.00	\$7,663.89
Payroll Taxes-Operations	\$13,341.00	\$1,494.19	\$0.00	\$609.46	\$8,338.12	\$0.00	\$3,434.01
Retirement Contribution-Operations	\$0.00	\$0.00	\$0.00	\$323.07	\$0.00	\$0.00	\$1,830.73
Salaries-Operations	\$176,000.00	\$23,250.00	\$0.00	\$8,076.93	\$98,500.00	\$0.00	\$45,769.27
Workers Comp-Operations	\$5,500.00	\$458.34	\$0.00	\$664.14	\$3,666.64	\$0.00	\$3,751.56
Total Operations	\$212,341.00	\$26,296.28	\$0.00	\$10,620.92	\$122,536.01	\$0.00	\$62,449.46
Veterinary							
Benefits-Veterinary	\$49,500.00	\$3,000.00	\$3,935.95 ✓	\$3,935.95	\$34,200.00	\$36,814.48	\$36,814.48
Payroll Taxes-Veterinary	\$19,886.00	\$2,230.00	\$2,380.25 ✓	\$2,380.25	\$12,470.00	\$12,824.69	\$12,824.69
Retirement Contribution-Veterinary	\$8,995.00	\$701.61	\$871.92 ✓	\$871.92	\$5,927.70	\$3,590.88	\$3,590.88
Salaries-Veterinary	\$262,353.00	\$27,500.00	\$31,384.02 ✓	\$31,384.02	\$166,750.00	\$169,696.09	\$169,696.09
Workers Comp-Veterinary	\$13,250.00	\$1,475.00	\$2,568.76 ✓	\$2,568.76	\$8,395.00	\$14,163.04	\$14,163.04
Total Veterinary	\$353,984.00	\$34,906.61	\$41,140.90 2/	\$41,140.90	\$227,742.70	\$237,089.18	\$237,089.18
Visitor Services							
Benefits-Security	\$45,590.00	\$3,200.00	\$0.00	\$3,128.43	\$30,990.00	\$0.00	\$28,552.38
Benefits-Visitor Services	\$47,000.00	\$2,937.50	\$0.00	\$2,888.28	\$32,312.50	\$0.00	\$25,524.26
Payroll Taxes-Security	\$19,103.00	\$2,139.56	\$0.00	\$2,350.73	\$11,939.36	\$0.00	\$11,876.65
Payroll Taxes-Visitor Services	\$25,545.00	\$2,738.19	\$0.00	\$2,583.10	\$16,088.48	\$0.00	\$15,336.68
Retirement Contribution-Security	\$4,725.00	\$368.55	\$0.00	\$416.56	\$3,113.77	\$0.00	\$2,384.27
Retirement Contribution-Visitor Services	\$4,595.00	\$358.41	\$0.00	\$153.78	\$3,028.10	\$0.00	\$865.42

Fresno's Chaffee Zoo Corporation

Income Statement

September

	2016 Budget	Sept Budget	Sept Measure Z	Sept Actual	YTD Budget	YTD Measure Z	YTD Actual
Salaries-Security	\$252,013.00	\$28,225.48	\$0.00	\$30,863.10	\$157,508.11	\$0.00	\$154,001.15
Salaries-Visitor Services	\$337,005.00	\$36,124.12	\$0.00	\$34,036.14	\$212,248.56	\$0.00	\$202,763.42
Workers Comp-Security	\$14,963.00	\$1,246.92	\$0.00	\$2,470.65	\$9,975.32	\$0.00	\$12,422.95
Workers Comp-Visitor Services	\$23,128.00	\$2,556.00	\$0.00	\$2,767.12	\$14,818.00	\$0.00	\$16,664.47
Total	\$773,667.00	\$79,894.73	\$0.00	\$81,657.89	\$492,022.20	\$0.00	\$470,391.65
Total Personnel Expenses	\$7,807,780.00	\$806,895.23	\$369,925.54	\$802,277.53	\$4,976,805.91	\$2,042,299.43	\$4,522,285.60
Other Expenses							
Advertising							
Advertising	\$0.00	\$0.00	\$0.00	\$0.00	\$0.00	\$0.00	\$0.00
Advertising-Marketing	\$340,000.00	\$28,333.34	\$0.00	\$27,517.12	\$226,666.64	\$0.00	\$173,085.24
Advertising-Membership	\$0.00	\$0.00	\$0.00	\$0.00	\$0.00	\$0.00	\$0.00
Advertising-Development	\$1,600.00	\$133.34	\$0.00	\$0.00	\$1,066.64	\$0.00	\$0.00
Advertising-Special Events	\$7,500.00	\$2,083.34	\$0.00	\$0.00	\$1,166.64	\$0.00	\$328.24
Advertising-Education	\$15,000.00	\$1,250.01	\$0.00	\$0.00	\$9,999.96	\$0.00	\$1,921.42
Advertising-Visitor Services	\$0.00	\$0.00	\$0.00	\$0.00	\$0.00	\$0.00	\$0.00
Advertising-Administration	\$0.00	\$0.00	\$0.00	\$0.00	\$0.00	\$0.00	\$808.08
Advertising-Information Technology	\$0.00	\$0.00	\$0.00	\$0.00	\$0.00	\$0.00	\$0.00
Total Advertising	\$364,100.00	\$31,800.03	\$0.00	\$27,517.12	\$238,899.88	\$0.00	\$176,142.98
Animal Services							
Animal Acquisitions	\$0.00	\$0.00	\$0.00	\$0.00	\$0.00	\$0.00	\$0.00
Animal Acquisitions-Animal	\$10,000.00	\$833.34	\$0.00	\$0.00	\$6,666.64	\$0.00	\$400.00
Animal Acquisitions-Education	\$0.00	\$0.00	\$0.00	\$0.00	\$0.00	\$0.00	\$0.00
Animal Enrichments	\$0.00	\$0.00	\$0.00	\$0.00	\$0.00	\$0.00	\$0.00
Animal Enrichments-Animal	\$3,675.00	\$306.25	\$0.00	\$0.00	\$2,450.00	\$0.00	\$517.10
Animal Feed	\$0.00	\$0.00	\$0.00	\$0.00	\$0.00	\$0.00	\$0.00
Animal Feed-Animal	\$360,000.00	\$30,000.00	\$29,427.81 ✓	\$29,427.81	\$240,000.00	\$248,299.13	\$248,299.13
Animal Feed-Education	\$19,000.00	\$1,583.34	\$0.00	\$2,250.90	\$12,666.64	\$0.00	\$11,051.06
Animal Shipping (Only)	\$0.00	\$0.00	\$0.00	\$0.00	\$0.00	\$0.00	\$0.00
Animal Shipping-Animal	\$10,000.00	\$833.34	\$0.00	\$0.00	\$6,666.64	\$0.00	\$26,998.71
Antivenin	\$0.00	\$0.00	\$0.00	\$0.00	\$0.00	\$0.00	\$0.00

Fresno's Chaffee Zoo Corporation

Income Statement

September

	2016 Budget	Sept Budget	Sept Measure Z	Sept Actual	YTD Budget	YTD Measure Z	YTD Actual
Antivenin-Animal	\$7,500.00	\$625.00	\$0.00	\$300.00	\$5,000.00	\$0.00	\$0.00
Total Animal Services	\$410,175.00	\$34,181.27	\$29,427.81	\$31,978.71	\$273,449.92	\$248,299.13	\$287,266.00
Computer/Software							
Computer Maint Agrmt	\$0.00	\$0.00	\$0.00	\$0.00	\$0.00	\$0.00	\$0.00
Computer Maint Agrmt	\$0.00	\$0.00	\$0.00	\$462.50	\$0.00	\$0.00	\$0.00
Computer Maint Agrmt-Marketing	\$0.00	\$0.00	\$0.00	\$0.00	\$0.00	\$0.00	\$2,462.50
Computer Maint Agrmt-Membership	\$11,500.00	\$0.00	\$0.00	\$472.50	\$9,750.00	\$0.00	\$7,789.49
Computer Maint Agrmt-Special Events	\$1,100.00	\$91.67	\$0.00	\$157.50	\$733.32	\$0.00	\$0.00
Computer Maint Agrmt-Education	\$3,301.00	\$275.09	\$0.00	\$630.00	\$2,200.64	\$0.00	\$0.00
Computer Maint Agrmt	\$0.00	\$0.00	\$0.00	\$0.00	\$0.00	\$0.00	\$0.00
Computer Maint Agrmt-Security	\$0.00	\$0.00	\$0.00	\$0.00	\$0.00	\$0.00	\$0.00
Computer Maint Agrmt-Visitor Services	\$12,104.00	\$1,008.68	\$0.00	\$1,575.00	\$8,069.28	\$0.00	\$0.00
Computer Maint Agrmt-Administration	\$5,700.00	\$0.00	\$0.00	\$149.99	\$5,700.00	\$0.00	\$8,270.26
Computer Maint Agrmt-Human Resource	\$6,000.00	\$500.00	\$0.00	\$0.00	\$4,000.00	\$0.00	\$3,175.00
Computer Maint Agrmt-Financ	\$0.00	\$0.00	\$0.00	\$0.00	\$0.00	\$0.00	\$0.00
Computer Hardware	\$3,500.00	\$291.67	\$0.00	\$0.00	\$2,333.32	\$0.00	\$985.93
Computer Hardware-Maintenance	\$0.00	\$0.00	\$0.00	\$0.00	\$0.00	\$0.00	\$0.00
Computer Hardware-Horiculture	\$0.00	\$0.00	\$0.00	\$0.00	\$0.00	\$0.00	\$0.00
Computer Hardware-Animal	\$1,000.00	\$83.34	\$0.00	\$0.00	\$666.64	\$0.00	\$1,472.27
Computer Hardware-Marketing	\$2,000.00	\$166.67	\$0.00	\$0.00	\$1,333.32	\$0.00	\$2,383.87
Computer Hardware-Membership	\$0.00	\$0.00	\$0.00	\$0.00	\$0.00	\$0.00	\$0.00
Computer Hardware-Development	\$500.00	\$41.67	\$0.00	\$0.00	\$333.32	\$0.00	\$0.00
Computer Hardware-Special Events	\$0.00	\$0.00	\$0.00	\$0.00	\$0.00	\$0.00	\$300.34
Computer Hardware-Education	\$2,200.00	\$183.34	\$0.00	\$0.00	\$1,466.64	\$0.00	\$0.00
Computer Hardware-Volunteer	\$800.00	\$66.67	\$0.00	\$0.00	\$533.32	\$0.00	\$0.00
Computer Hardware-Veterinary	\$750.00	\$62.50	\$0.00	\$0.00	\$500.00	\$0.00	\$0.00
Computer Hardware-Security	\$0.00	\$0.00	\$0.00	\$0.00	\$0.00	\$0.00	\$0.00
Computer Hardware-Visitor Services	\$0.00	\$0.00	\$0.00	\$0.00	\$0.00	\$0.00	\$0.00
Computer Hardware-Administration	\$2,500.00	\$208.34	\$0.00	\$0.00	\$1,666.64	\$0.00	\$0.00
Computer Hardware-Human Resources	\$0.00	\$0.00	\$0.00	\$0.00	\$0.00	\$0.00	\$0.00
Computer Software/Supplies	\$2,000.00	\$166.67	\$0.00	\$0.00	\$1,333.32	\$0.00	\$1,634.93

Fresno's Chaffee Zoo Corporation

Income Statement

September

	2016 Budget	Sept Budget	Sept Measure Z	Sept Actual	YTD Budget	YTD Measure Z	YTD Actual
Computer Software/Supplies-Maintenance	\$250.00	\$20.84	\$0.00	\$0.00	\$166.64	\$0.00	\$0.00
Computer Software/Supplies-Horticulture	\$200.00	\$16.67	\$0.00	\$0.00	\$133.32	\$0.00	\$0.00
Computer Software/Supplies-Animal	\$450.00	\$37.50	\$0.00	\$2,600.00	\$300.00	\$0.00	\$0.00
Computer Software/Supplies-Marketing	\$1,000.00	\$83.34	\$0.00	\$279.96	\$666.64	\$0.00	\$139.98
Computer Software/Supplies-Membership	\$600.00	\$50.00	\$0.00	\$0.00	\$400.00	\$0.00	\$0.00
Computer Software/Supplies-Development	\$0.00	\$0.00	\$0.00	\$0.00	\$0.00	\$0.00	\$0.00
Computer Software/Supplies-Education	\$500.00	\$41.67	\$0.00	\$0.00	\$333.32	\$0.00	\$0.00
Computer Software/Supplies	\$0.00	\$0.00	\$0.00	\$0.00	\$0.00	\$0.00	\$570.00
Computer Software/Supplies-Veterinary	\$0.00	\$0.00	\$0.00	\$0.00	\$0.00	\$0.00	\$0.00
Computer Software/Supplies-Security	\$1,500.00	\$125.00	\$0.00	\$0.00	\$1,000.00	\$0.00	\$0.00
Computer Software/Supplies-Visitor Servi	\$480.00	\$40.00	\$0.00	\$0.00	\$320.00	\$0.00	\$670.96
Computer Software/Supplies-Administrat	\$750.00	\$62.50	\$0.00	\$0.00	\$500.00	\$0.00	\$0.00
Computer Software/Supplies-Human Reso	\$0.00	\$0.00	\$0.00	\$0.00	\$0.00	\$0.00	\$16.18
Total Computer/Software	\$60,685.00	\$3,623.83	\$0.00	\$6,327.45	\$44,439.68	\$0.00	\$29,871.71
Conservation							
Conservation	\$0.00	\$0.00	\$0.00	\$0.00	\$0.00	\$0.00	\$0.00
Conservation-Animal	\$125,000.00	\$25,000.00	\$0.00	\$0.00	\$25,000.00	\$0.00	\$12,500.00
Conservation-Development	\$0.00	\$0.00	\$0.00	\$0.00	\$0.00	\$0.00	\$0.00
Conservation-Education	\$0.00	\$0.00	\$0.00	\$0.00	\$0.00	\$0.00	\$0.00
Total Conservation	\$125,000.00	\$25,000.00	\$0.00	\$0.00	\$25,000.00	\$0.00	\$12,500.00
Contracted Services							
Consultant Fees	\$4,000.00	\$333.34	\$0.00	\$2,550.00	\$2,666.64	\$0.00	\$17,889.34
Consultant Fees-Maintenance	\$0.00	\$0.00	\$0.00	\$0.00	\$0.00	\$0.00	\$0.00
Consultant Fees-Horticulture	\$10,000.00	\$833.34	\$0.00	\$4,800.00	\$6,666.64	\$0.00	\$240.00
Consultant Fees-Animal	\$30,000.00	\$2,500.00	\$0.00	\$0.00	\$20,000.00	\$0.00	\$6,454.20
Consultant Fees-Special Events	\$0.00	\$0.00	\$0.00	\$0.00	\$0.00	\$0.00	\$0.00
Consultant Fees-Education	\$500.00	\$41.67	\$0.00	\$0.00	\$333.32	\$0.00	\$0.00
Consultant Fees-Veterinary	\$15,000.00	\$1,250.00	\$0.00	\$45.00	\$12,750.00	\$0.00	\$4,001.48
Consultant Fees-Visitor Services	\$0.00	\$0.00	\$0.00	\$0.00	\$0.00	\$0.00	\$0.00
Consultant Fees-Administration	\$3,500.00	\$291.67	\$0.00	\$0.00	\$2,333.32	\$0.00	\$0.00

Fresno's Chaffee Zoo Corporation

Income Statement

September

	2016 Budget	Sept Budget	Sept Measure Z	Sept Actual	YTD Budget	YTD Measure Z	YTD Actual
Consultant Fees	\$0.00	\$0.00	\$0.00	\$135.00	\$0.00	\$0.00	\$7,905.00
Consultant Fees-Capital Projects	\$0.00	\$0.00	\$0.00	\$18,250.00	\$0.00	\$0.00	\$56,717.05
Contracted Services	\$2,000.00	\$166.67	\$0.00	\$0.00	\$1,333.32	\$0.00	\$3,772.98
Contracted Services-Maintenance	\$25,000.00	\$1,000.00	\$0.00	\$1,911.94	\$20,999.98	\$0.00	\$39,885.52
Contracted Services-Horticulture	\$10,000.00	\$833.34	\$0.00	\$5,051.31	\$6,666.64	\$0.00	\$12,375.00
Contracted Services-Animal	\$10,000.00	\$833.34	\$0.00	\$10,019.15	\$6,666.64	\$0.00	\$3,066.97
Contracted Services-Marketing	\$16,000.00	\$1,500.00	\$0.00	\$2,584.78	\$13,000.00	\$0.00	\$15,202.45
Contracted Services-Membership	\$3,000.00	\$250.00	\$0.00	\$135.60	\$2,000.00	\$0.00	\$60.54
Contracted Services-Development	\$0.00	\$0.00	\$0.00	\$0.00	\$0.00	\$0.00	\$0.00
Contracted Services-Special Events	\$35,000.00	\$9,291.67	\$0.00	\$8,047.58	\$8,633.32	\$0.00	\$7,760.37
Contracted Services-Education	\$200.00	\$16.67	\$0.00	\$413.64	\$133.32	\$0.00	\$1,510.60
Contracted Services-Volunteer	\$0.00	\$0.00	\$0.00	\$0.00	\$0.00	\$0.00	\$0.00
Contracted Services-Veterinary	\$500.00	\$41.67	\$0.00	\$70.23	\$333.32	\$0.00	\$134.95
Contracted Services-Security	\$6,100.00	\$508.34	\$0.00	\$101.99	\$4,066.64	\$0.00	\$3,276.42
Contracted Services-Visitor Services	\$290,000.00	\$21,000.00	\$0.00	\$19,713.33	\$203,000.00	\$0.00	\$174,128.32
Contracted Services-Administration	\$1,500.00	\$125.00	\$0.00	\$123.18	\$1,000.00	\$0.00	\$691.10
Contracted Services-Information Technolog	\$40,000.00	\$3,333.34	\$0.00	\$9,604.00	\$26,666.64	\$0.00	\$34,701.47
Contracted Services-Capital Projects	\$0.00	\$0.00	\$0.00	\$0.00	\$0.00	\$0.00	\$0.00
Contracted Services	\$0.00	\$0.00	\$0.00	\$79.10	\$0.00	\$0.00	\$62.08
Security Services	\$3,000.00	\$0.00	\$0.00	\$0.00	\$3,000.00	\$0.00	\$2,856.00
Security Services-Maintenance	\$1,750.00	\$145.84	\$0.00	\$0.00	\$1,166.64	\$0.00	\$1,260.00
Security Services	\$0.00	\$0.00	\$0.00	\$0.00	\$0.00	\$0.00	\$711.82
Security Services-Animal	\$1,700.00	\$141.67	\$0.00	\$0.00	\$1,133.32	\$0.00	\$1,620.00
Security Services-Marketing	\$800.00	\$58.34	\$0.00	\$0.00	\$466.64	\$0.00	\$645.60
Security Services-Development	\$0.00	\$0.00	\$0.00	\$0.00	\$0.00	\$0.00	\$0.00
Security Services-Special Events	\$12,100.00	\$1,266.67	\$0.00	\$1,213.10	\$6,033.32	\$0.00	\$6,537.55
Security Services-Education	\$2,750.00	\$0.00	\$0.00	\$0.00	\$1,375.00	\$0.00	\$2,582.40
Security Services-Veterinary	\$1,550.00	\$129.17	\$0.00	\$0.00	\$1,033.32	\$0.00	\$1,488.00
Security Services-Security	\$0.00	\$0.00	\$0.00	\$0.00	\$0.00	\$0.00	\$0.00
Security Services-Visitor Services	\$1,400.00	\$116.68	\$0.00	\$0.00	\$933.28	\$0.00	\$7,360.41
Security Services-Administration	\$1,300.00	\$0.00	\$0.00	\$0.00	\$650.00	\$0.00	\$1,272.00
Total Contracted Services	\$528,650.00	\$46,008.43	\$0.00	\$84,848.93	\$355,041.26	\$0.00	\$416,169.62

Fresno's Chaffee Zoo Corporation

Income Statement

September

	2016 Budget	Sept Budget	Sept Measure Z	Sept Actual	YTD Budget	YTD Measure Z	YTD Actual
Dues-Education	\$200.00	\$16.67	\$0.00	\$0.00	\$133.32	\$0.00	\$25.00
Dues-Volunteer	\$50.00	\$4.17	\$0.00	\$0.00	\$33.32	\$0.00	\$0.00
Dues-Veterinary	\$6,200.00	\$516.67	\$0.00	\$0.00	\$4,133.32	\$0.00	\$1,795.50
Dues-Security	\$0.00	\$0.00	\$0.00	\$0.00	\$0.00	\$0.00	\$75.00
Dues-Visitor Services	\$0.00	\$0.00	\$0.00	\$0.00	\$0.00	\$0.00	\$4,747.25
Dues-Administration	\$2,000.00	\$166.67	\$0.00	\$47.50	\$1,333.32	\$0.00	\$593.00
Dues-Human Resources	\$225.00	\$18.75	\$0.00	\$0.00	\$150.00	\$0.00	\$0.00
Total Dues	\$42,800.00	\$1,150.03	\$0.00	\$547.50	\$27,199.88	\$0.00	\$23,391.25
Equipment							
Equipment Lease/Rental	\$0.00	\$0.00	\$0.00	\$0.00	\$0.00	\$0.00	\$3,784.91
Equipment Lease/Rental-Maintenance	\$15,000.00	\$1,000.00	\$0.00	\$6,268.25	\$11,500.00	\$0.00	\$33,163.38
Equipment Lease/Rental-Horticulture	\$3,500.00	\$291.67	\$0.00	(\$5,865.12)	\$2,333.32	\$0.00	\$0.00
Equipment Lease/Rental-Animal	\$300.00	\$25.00	\$0.00	\$27.06	\$200.00	\$0.00	\$4,446.61
Equipment Lease/Rental-Marketing	\$2,000.00	\$0.00	\$0.00	\$0.00	\$0.00	\$0.00	\$0.00
Equipment Lease/Rental-Membership	\$0.00	\$0.00	\$0.00	\$185.22	\$0.00	\$0.00	\$1,318.54
Equipment Lease/Rental-Development	\$2,250.00	\$187.50	\$0.00	\$0.00	\$1,500.00	\$0.00	\$820.50
Equipment Lease/Rental-Special Events	\$40,100.00	\$9,916.67	\$0.00	\$6,542.43	\$13,933.32	\$0.00	\$12,325.12
Equipment Lease/Rental-Education	\$4,500.00	\$375.00	\$0.00	\$429.79	\$3,000.00	\$0.00	\$2,232.65
Equipment Lease/Rental-Veterinary	\$1,929.00	\$160.75	\$0.00	\$272.10	\$1,286.00	\$0.00	\$758.04
Equipment Lease/Rental-Security	\$0.00	\$0.00	\$0.00	\$0.00	\$0.00	\$0.00	\$2,072.93
Equipment Lease/Rental-Visitor Services	\$2,000.00	\$166.67	\$0.00	\$170.84	\$1,333.32	\$0.00	\$1,846.39
Equipment Lease/Rental-Administration	\$5,000.00	\$416.67	\$0.00	\$426.38	\$3,333.32	\$0.00	\$2,712.33
Equipment Lease/Rental-Capital Projects	\$0.00	\$0.00	\$0.00	\$0.00	\$0.00	\$0.00	\$0.00
Equipment Lease/Rental-Operations	\$0.00	\$0.00	\$0.00	\$27.06	\$0.00	\$0.00	\$95.61
Equipment Maintenance	\$0.00	\$0.00	\$0.00	\$0.00	\$0.00	\$0.00	\$505.14
Equipment Maintenance-Maintenance	\$9,850.00	\$820.84	\$0.00	\$489.36	\$6,566.64	\$0.00	\$4,158.52
Equipment Maintenance-Horticulture	\$3,000.00	\$250.00	\$0.00	\$35.01	\$2,000.00	\$0.00	\$2,474.21
Equipment Maintenance-Animal	\$2,250.00	\$187.50	\$0.00	\$1,073.47	\$1,500.00	\$0.00	\$2,495.78
Equipment Maintenance-Marketing	\$100.00	\$8.34	\$0.00	\$0.00	\$66.64	\$0.00	\$138.98
Equipment Maintenance-Membership	\$0.00	\$0.00	\$0.00	\$270.12	\$0.00	\$0.00	\$955.10
Equipment Maintenance-Development	\$4,500.00	\$375.00	\$0.00	\$0.00	\$3,000.00	\$0.00	\$1,045.01

Fresno's Chaffee Zoo Corporation

Income Statement

September

	2016 Budget	Sept Budget	Sept Measure Z	Sept Actual	YTD Budget	YTD Measure Z	YTD Actual
Equipment Maintenance-Special Events	\$4,500.00	\$3,125.00	\$0.00	\$193.58	\$1,000.00	\$0.00	\$1,115.31
Equipment Maintenance-Education	\$1,000.00	\$83.34	\$0.00	\$0.00	\$666.64	\$0.00	\$0.00
Equipment Maintenance-Veterinary	\$1,500.00	\$125.00	\$0.00	\$491.47	\$1,000.00	\$0.00	\$4,295.57
Equipment Maintenance-Security	\$2,000.00	\$166.67	\$0.00	\$0.00	\$1,333.32	\$0.00	\$0.00
Equipment Maintenance-Visitor Services	\$1,000.00	\$83.34	\$0.00	\$0.00	\$666.64	\$0.00	\$2,300.19
Equipment Maintenance-Administration	\$0.00	\$0.00	\$0.00	\$0.00	\$0.00	\$0.00	\$0.00
Equipment Maintenance	\$0.00	\$0.00	\$0.00	\$14.51	\$0.00	\$0.00	\$0.00
Equipment Purchases	\$0.00	\$0.00	\$0.00	\$0.00	\$0.00	\$0.00	\$0.00
Equipment Purchases-Maintenance	\$10,000.00	\$500.00	\$0.00	\$0.00	\$8,500.00	\$0.00	\$4,416.03
Equipment Purchases-Horticulture	\$5,000.00	\$416.67	\$0.00	\$0.00	\$3,333.32	\$0.00	\$0.00
Equipment Purchases-Animal	\$25,000.00	\$2,000.00	\$0.00	\$181.52	\$17,000.00	\$0.00	\$8,532.57
Equipment Purchases-Marketing	\$250.00	\$20.84	\$0.00	\$0.00	\$166.64	\$0.00	\$0.00
Equipment Purchases-Membership	\$0.00	\$0.00	\$0.00	\$0.00	\$0.00	\$0.00	\$491.02
Equipment Purchases-Development	\$0.00	\$0.00	\$0.00	\$274.55	\$0.00	\$0.00	\$92.00
Equipment Purchases-Special Events	\$28,000.00	\$250.00	\$0.00	(\$338.83)	\$2,000.00	\$0.00	\$1,881.66
Equipment Purchases-Education	\$4,000.00	\$333.34	\$0.00	\$0.00	\$2,666.64	\$0.00	\$5,800.63
Equipment Purchases-Veterinary	\$5,000.00	\$416.67	\$0.00	\$4,003.00	\$3,333.32	\$0.00	\$371.68
Equipment Purchases-Security	\$4,000.00	\$333.34	\$0.00	\$0.00	\$2,666.64	\$0.00	\$1,767.41
Equipment Purchases-Visitor Services	\$1,000.00	\$83.34	\$0.00	\$0.00	\$666.64	\$0.00	\$973.07
Equipment Purchases-Administration	\$1,000.00	\$83.34	\$0.00	\$0.00	\$666.64	\$0.00	\$0.00
Equipment Purchases-Operations	\$0.00	\$0.00	\$0.00	\$0.00	\$0.00	\$0.00	\$765.28
Trailer Rental-General	\$18,000.00	\$1,500.00	\$0.00	\$2,277.09	\$12,000.00	\$0.00	\$13,642.60
Total Equipment	\$207,529.00	\$23,702.50	\$0.00	\$17,448.86	\$109,219.00	\$0.00	\$123,794.77
Fleet							
Fuel Surcharge	\$0.00	\$0.00	\$0.00	\$0.00	\$0.00	\$0.00	\$0.00
Fuel Surcharge-Marketing	\$0.00	\$0.00	\$0.00	\$0.00	\$0.00	\$0.00	\$0.00
Gasoline/Motor Oil/Fuel	\$0.00	\$0.00	\$0.00	\$0.00	\$0.00	\$0.00	\$0.00
Gasoline/Motor Oil/Fuel-Maintenance	\$4,500.00	\$375.00	\$0.00	\$0.00	\$3,000.00	\$0.00	\$577.77
Gasoline/Motor Oil/Fuel-Horticulture	\$2,200.00	\$183.34	\$0.00	\$303.75	\$1,466.64	\$0.00	\$2,283.08
Gasoline/Motor Oil/Fuel-Animal	\$1,000.00	\$83.34	\$0.00	\$0.00	\$666.64	\$0.00	\$197.38
Gasoline/Motor Oil/Fuel-Education	\$4,500.00	\$375.00	\$0.00	\$451.90	\$3,000.00	\$0.00	\$1,066.91

Fresno's Chaffee Zoo Corporation

Income Statement

September

	2016 Budget	Sept Budget	Sept Measure Z	Sept Actual	YTD Budget	YTD Measure Z	YTD Actual
Gasoline/Motor Oil/Fuel-Veterinary	\$100.00	\$8.34	\$0.00	\$0.00	\$66.64	\$0.00	\$163.03
Gasoline/Motor Oil/Fuel-Visitor Services	\$20.00	\$1.67	\$0.00	\$0.00	\$13.32	\$0.00	\$0.00
Vehicle Rental	\$0.00	\$0.00	\$0.00	\$0.00	\$0.00	\$0.00	\$0.00
Vehicle Rental-Maintenance	\$0.00	\$0.00	\$0.00	\$0.00	\$0.00	\$0.00	\$0.00
Vehicle Rental-Development	\$12,000.00	\$1,000.00	\$0.00	\$0.00	\$8,000.00	\$0.00	\$0.00
Vehicle Repair and Maintenance	\$0.00	\$0.00	\$0.00	\$0.00	\$0.00	\$0.00	\$0.00
Vehicle Repair and Maintenance-Maintenan	\$16,500.00	\$1,375.00	\$0.00	\$123.98	\$11,000.00	\$0.00	\$6,383.07
Vehicle Repair and Maintenance-Horticultu	\$1,500.00	\$125.00	\$0.00	\$0.00	\$1,000.00	\$0.00	\$0.00
Vehicle Repair and Maintenance-Animal	\$350.00	\$29.17	\$0.00	\$0.00	\$233.32	\$0.00	\$603.90
Vehicle Repair and Maintenance-Marketing	\$0.00	\$0.00	\$0.00	\$0.00	\$0.00	\$0.00	\$0.00
Vehicle Repair and Maintenance-Developme	\$0.00	\$0.00	\$0.00	\$0.00	\$0.00	\$0.00	\$0.00
Vehicle Repair and Maintenance-Special Ev	\$0.00	\$0.00	\$0.00	\$0.00	\$0.00	\$0.00	\$0.00
Vehicle Repair and Maintenance-Education	\$3,000.00	\$250.00	\$0.00	\$0.00	\$2,000.00	\$0.00	\$150.00
Vehicle Repair and Maintenance-Veterinary	\$0.00	\$0.00	\$0.00	\$0.00	\$0.00	\$0.00	\$0.00
Vehicle Repair and Maintenance-Security	\$1,500.00	\$125.00	\$0.00	\$0.00	\$1,000.00	\$0.00	\$2,149.71
Vehicle Repair and Maintenance-Administra	\$0.00	\$0.00	\$0.00	\$0.00	\$0.00	\$0.00	\$0.00
Vehicle License & Registration	\$0.00	\$0.00	\$0.00	\$0.00	\$0.00	\$0.00	\$0.00
Vehicle License & Registration-Maintenanc	\$2,409.00	\$200.75	\$0.00	\$136.00	\$1,606.00	\$0.00	\$1,054.20
Vehicle	\$0.00	\$0.00	\$0.00	\$0.00	\$0.00	\$0.00	\$0.00
Total Fleet	\$49,579.00	\$4,131.61	\$0.00	\$1,015.63	\$33,052.56	\$0.00	\$14,629.05
Food/Catering							
Food/Catering	\$12,000.00	\$100.00	\$0.00	\$0.00	\$800.00	\$0.00	\$1,244.47
Food/Catering-Maintenance	\$0.00	\$0.00	\$0.00	\$0.00	\$0.00	\$0.00	\$0.00
Food/Catering-Horticulture	\$0.00	\$0.00	\$0.00	\$0.00	\$0.00	\$0.00	\$0.00
Food/Catering-Animal	\$400.00	\$33.34	\$0.00	\$0.00	\$266.64	\$0.00	\$149.56
Food/Catering-Marketing	\$7,600.00	\$8.34	\$0.00	\$209.32	\$66.64	\$0.00	\$1,613.46
Food/Catering-Membership	\$0.00	\$0.00	\$0.00	\$61.35	\$0.00	\$0.00	\$17.98
Food/Catering-Development	\$5,000.00	\$416.67	\$0.00	\$39.04	\$3,333.32	\$0.00	\$706.79
Food/Catering-Special Events	\$156,250.00	\$4,100.00	\$0.00	\$40,653.13	\$132,650.00	\$0.00	\$179,945.76
Food/Catering-Education	\$6,300.00	\$525.01	\$0.00	\$536.39	\$4,199.96	\$0.00	\$3,079.79
Food/Catering-Volunteer	\$2,000.00	\$166.67	\$0.00	\$183.02	\$1,333.32	\$0.00	\$604.74

Fresno's Chaffee Zoo Corporation

Income Statement

September

	2016 Budget	Sept Budget	Sept Measure Z	Sept Actual	YTD Budget	YTD Measure Z	YTD Actual
Food/Catering-Administration	\$1,000.00	\$83.34	\$0.00	\$672.82	\$666.64	\$0.00	\$2,590.71
Food/Catering-Human Resources	\$2,500.00	\$208.34	\$0.00	\$240.48	\$1,666.64	\$0.00	\$131.59
Food/Catering-Capital Projects	\$0.00	\$0.00	\$0.00	\$0.00	\$0.00	\$0.00	\$0.00
Total Food/Catering	<u>\$193,050.00</u>	<u>\$5,641.71</u>	<u>\$0.00</u>	<u>\$42,595.55</u>	<u>\$144,983.16</u>	<u>\$0.00</u>	<u>\$190,084.85</u>
Insurance							
Insurance-Other	\$0.00	\$0.00	\$0.00	\$0.00	\$0.00	\$0.00	\$0.00
Liability Insurance	\$170,000.00	\$14,500.00	\$0.00	\$15,433.95	\$132,000.00	\$0.00	\$133,747.82
Liability Insurance-Administration	\$0.00	\$0.00	\$0.00	\$0.00	\$0.00	\$0.00	\$0.00
Property Insurance	\$0.00	\$0.00	\$0.00	\$0.00	\$0.00	\$0.00	\$0.00
Total Insurance	<u>\$170,000.00</u>	<u>\$14,500.00</u>	<u>\$0.00</u>	<u>\$15,433.95</u>	<u>\$132,000.00</u>	<u>\$0.00</u>	<u>\$133,747.82</u>
Miscellaneous Business							
Courier Services	\$0.00	\$0.00	\$0.00	\$0.00	\$0.00	\$0.00	\$0.00
Courier Services-Veterinary	\$0.00	\$0.00	\$0.00	\$0.00	\$0.00	\$0.00	\$183.54
Courier Services-Visitor Services	\$6,350.00	\$529.17	\$0.00	\$1,128.90	\$4,233.32	\$0.00	\$4,049.36
Courier Services-Administration	\$400.00	\$33.34	\$0.00	\$15.00	\$266.64	\$0.00	\$30.00
Mileage-Toll-Parking	\$0.00	\$0.00	\$0.00	\$0.00	\$0.00	\$0.00	\$0.00
Mileage-Toll-Parking-Maintenance	\$0.00	\$0.00	\$0.00	\$0.00	\$0.00	\$0.00	\$0.00
Mileage-Toll-Parking-Horticulture	\$0.00	\$0.00	\$0.00	\$0.00	\$0.00	\$0.00	\$0.00
Mileage-Toll-Parking-Animal	\$60.00	\$5.00	\$0.00	\$0.00	\$40.00	\$0.00	\$4.00
Mileage-Toll-Parking-Marketing	\$550.00	\$41.67	\$0.00	\$102.49	\$333.32	\$0.00	\$908.24
Mileage-Toll-Parking-Membership	\$0.00	\$0.00	\$0.00	\$76.86	\$0.00	\$0.00	\$179.37
Mileage-Toll-Parking-Development	\$500.00	\$41.67	\$0.00	\$0.00	\$333.32	\$0.00	\$710.55
Mileage-Toll-Parking-Special Events	\$6,095.00	\$608.34	\$0.00	\$3,340.00	\$4,011.64	\$0.00	\$4,829.38
Mileage-Toll-Parking-Education	\$200.00	\$16.67	\$0.00	\$0.00	\$133.32	\$0.00	\$10.00
Mileage-Toll-Parking-Veterinary	\$20.00	\$1.67	\$0.00	\$0.00	\$13.32	\$0.00	\$6.50
Mileage-Toll-Parking-Security	\$0.00	\$0.00	\$0.00	\$0.00	\$0.00	\$0.00	\$0.00
Mileage-Toll-Parking-Administration	\$0.00	\$0.00	\$0.00	\$0.00	\$0.00	\$0.00	\$7.74
Mileage-Toll-Parking	\$0.00	\$0.00	\$0.00	\$0.00	\$0.00	\$0.00	\$10.00
Mileage-Toll-Parking	\$0.00	\$0.00	\$0.00	\$0.00	\$0.00	\$0.00	\$5.00
Sales Tax Expense	\$0.00	\$0.00	\$0.00	\$0.00	\$0.00	\$0.00	\$0.00

Fresno's Chaffee Zoo Corporation

Income Statement

September

	2016 Budget	Sept Budget	Sept Measure Z	Sept Actual	YTD Budget	YTD Measure Z	YTD Actual
Sales Tax Expense-Maintenance	\$0.00	\$0.00	\$0.00	\$0.00	\$0.00	\$0.00	\$0.00
Sales Tax Expense-Horticulture	\$0.00	\$0.00	\$0.00	\$0.00	\$0.00	\$0.00	\$0.00
Sales Tax Expense-Animal	\$0.00	\$0.00	\$0.00	\$0.00	\$0.00	\$0.00	\$0.00
Sales Tax Expense-Marketing	\$0.00	\$0.00	\$0.00	\$0.00	\$0.00	\$0.00	\$0.00
Sales Tax Expense-Membership	\$0.00	\$0.00	\$0.00	\$0.00	\$0.00	\$0.00	\$0.00
Sales Tax Expense-Development	\$0.00	\$0.00	\$0.00	\$0.00	\$0.00	\$0.00	(\$73.56)
Sales Tax Expense-Special Events	\$2,000.00	\$166.67	\$0.00	\$0.00	\$1,333.32	\$0.00	\$0.00
Sales Tax Expense-Education	\$0.00	\$0.00	\$0.00	\$0.00	\$0.00	\$0.00	\$0.00
Sales Tax Expense-Volunteer	\$0.00	\$0.00	\$0.00	\$0.00	\$0.00	\$0.00	\$0.00
Sales Tax Expense-Veterinary	\$0.00	\$0.00	\$0.00	\$0.00	\$0.00	\$0.00	\$0.00
Sales Tax Expense-Security	\$0.00	\$0.00	\$0.00	\$0.00	\$0.00	\$0.00	\$0.00
Sales Tax Expense-Visitor Services	\$0.00	\$0.00	\$0.00	\$0.00	\$0.00	\$0.00	\$0.00
Sales Tax Expense-Administration	\$0.00	\$0.00	\$0.00	\$0.00	\$0.00	\$0.00	\$0.00
Trip Expense	\$0.00	\$0.00	\$0.00	\$0.00	\$0.00	\$0.00	\$0.00
Trip Expense-Animal	\$0.00	\$0.00	\$0.00	\$0.00	\$0.00	\$0.00	\$0.00
Trip Expense-Education	\$1,300.00	\$108.34	\$0.00	\$0.00	\$866.64	\$0.00	\$1,059.00
Trip Expense-Veterinary	\$0.00	\$0.00	\$0.00	\$0.00	\$0.00	\$0.00	\$0.00
Reference Materials	\$0.00	\$0.00	\$0.00	\$0.00	\$0.00	\$0.00	\$1,021.78
Reference Materials-Maintenance	\$0.00	\$0.00	\$0.00	\$0.00	\$0.00	\$0.00	\$0.00
Reference Materials-Horticulture	\$200.00	\$16.67	\$0.00	\$0.00	\$133.32	\$0.00	\$0.00
Reference Materials-Animal	\$0.00	\$0.00	\$0.00	\$0.00	\$0.00	\$0.00	\$0.00
Reference Materials-Education	\$1,000.00	\$83.34	\$0.00	\$0.00	\$666.64	\$0.00	\$0.00
Reference Materials-Volunteer	\$0.00	\$0.00	\$0.00	\$0.00	\$0.00	\$0.00	\$0.00
Reference Materials-Veterinary	\$500.00	\$41.67	\$0.00	\$0.00	\$333.32	\$0.00	\$240.35
Reference Materials-Security	\$0.00	\$0.00	\$0.00	\$0.00	\$0.00	\$0.00	\$0.00
Reference Materials-Administration	\$250.00	\$20.84	\$0.00	\$0.00	\$166.64	\$0.00	(\$78.44)
Reference Materials-Human Resources	\$500.00	\$41.67	\$0.00	\$0.00	\$333.32	\$0.00	\$0.00
Subscriptions/Publications	\$0.00	\$0.00	\$0.00	\$0.00	\$0.00	\$0.00	\$450.00
Subscriptions/Publications-Maintenance	\$150.00	\$12.50	\$0.00	\$0.00	\$100.00	\$0.00	\$0.00
Subscriptions/Publications-Horticulture	\$100.00	\$8.34	\$0.00	\$0.00	\$66.64	\$0.00	\$0.00
Subscriptions/Publications-Animal	\$500.00	\$41.67	\$0.00	\$0.00	\$333.32	\$0.00	\$0.00
Subscriptions/Publications-Marketing	\$200.00	\$16.67	\$0.00	\$0.00	\$133.32	\$0.00	\$230.00

Fresno's Chaffee Zoo Corporation

Income Statement

September

	2016 Budget	Sept Budget	Sept Measure Z	Sept Actual	YTD Budget	YTD Measure Z	YTD Actual
Subscriptions/Publications-Development	\$800.00	\$66.67	\$0.00	\$0.00	\$533.32	\$0.00	\$0.00
Subscriptions/Publications-Special Events	\$0.00	\$0.00	\$0.00	\$0.00	\$0.00	\$0.00	\$0.00
Subscriptions/Publications-Administration	\$200.00	\$16.67	\$0.00	\$20.00	\$133.32	\$0.00	\$20.00
Subscriptions/Publications-Human Resource	\$0.00	\$0.00	\$0.00	\$0.00	\$0.00	\$0.00	\$0.00
Volunteer Recognition	\$0.00	\$0.00	\$0.00	\$0.00	\$0.00	\$0.00	\$0.00
Volunteer Recognition-Special Events	\$500.00	\$41.67	\$0.00	\$0.00	\$333.32	\$0.00	\$0.00
Volunteer Recognition-Volunteer	\$0.00	\$0.00	\$0.00	\$150.00	\$0.00	\$0.00	\$1,704.25
Director Discretionary	\$0.00	\$0.00	\$0.00	\$0.00	\$0.00	\$0.00	\$0.00
Director Discretionary-Animal	\$0.00	\$0.00	\$0.00	\$0.00	\$0.00	\$0.00	\$100.00
Director Discretionary-Marketing	\$0.00	\$0.00	\$0.00	\$0.00	\$0.00	\$0.00	\$0.00
Director Discretionary-Administration	\$20,000.00	\$1,666.67	\$0.00	\$0.00	\$13,333.32	\$0.00	\$2,587.00
Employee Relations	\$0.00	\$0.00	\$0.00	\$0.00	\$0.00	\$0.00	\$0.00
Employee Relations-Animal	\$0.00	\$0.00	\$0.00	\$0.00	\$0.00	\$0.00	\$0.00
Employee Relations-Development	\$0.00	\$0.00	\$0.00	\$0.00	\$0.00	\$0.00	\$0.00
Employee Relations-Education	\$0.00	\$0.00	\$0.00	\$0.00	\$0.00	\$0.00	\$0.00
Employee Relations-Security	\$0.00	\$0.00	\$0.00	\$0.00	\$0.00	\$0.00	\$0.00
Employee Relations-Administration	\$1,000.00	\$83.34	\$0.00	\$66.95	\$666.64	\$0.00	\$105.06
Research	\$0.00	\$0.00	\$0.00	\$0.00	\$0.00	\$0.00	\$0.00
Research-Animal	\$0.00	\$0.00	\$0.00	\$0.00	\$0.00	\$0.00	\$0.00
Recognition Expense	\$0.00	\$0.00	\$0.00	\$73.50	\$0.00	\$0.00	\$77.40
Recognition Expense-Marketing	\$500.00	\$0.00	\$0.00	\$0.00	\$0.00	\$0.00	\$0.00
Recognition Expense-Development	\$500.00	\$41.67	\$0.00	\$747.29	\$333.32	\$0.00	\$572.32
Recognition Expense-Special Events	\$1,550.00	\$1,008.34	\$0.00	\$0.00	\$416.64	\$0.00	\$100.00
Recognition Expense-Education	\$0.00	\$0.00	\$0.00	\$0.00	\$0.00	\$0.00	\$0.00
Recognition Expense-Volunteer	\$2,000.00	\$166.67	\$0.00	\$0.00	\$1,333.32	\$0.00	\$481.03
Recognition Expense-Administration	\$0.00	\$0.00	\$0.00	\$52.94	\$0.00	\$0.00	\$0.00
Recognition Expense-Human Resources	\$100.00	\$8.34	\$0.00	\$0.00	\$66.64	\$0.00	\$0.00
Recognition Expense-Capital Projects	\$0.00	\$0.00	\$0.00	\$0.00	\$0.00	\$0.00	\$0.00
Staff Recruitment Expense	\$0.00	\$0.00	\$0.00	\$0.00	\$0.00	\$0.00	\$0.00
Staff Recruitment Expense-Horticulture	\$0.00	\$0.00	\$0.00	\$0.00	\$0.00	\$0.00	\$0.00
Staff Recruitment Expense-Veterinary	\$0.00	\$0.00	\$0.00	\$0.00	\$0.00	\$0.00	\$0.00
Staff Recruitment Expense-Administration	\$0.00	\$0.00	\$0.00	\$0.00	\$0.00	\$0.00	\$0.00

Fresno's Chaffee Zoo Corporation Income Statement September

	2016 Budget	Sept Budget	Sept Measure Z	Sept Actual	YTD Budget	YTD Measure Z	YTD Actual
Recruiting	\$0.00	\$0.00	\$0.00	\$0.00	\$0.00	\$0.00	\$0.00
Recruiting-Maintenance	\$250.00	\$20.84	\$0.00	\$0.00	\$166.64	\$0.00	\$0.00
Recruiting-Horticulture	\$150.00	\$12.50	\$0.00	\$0.00	\$100.00	\$0.00	\$0.00
Recruiting-Animal	\$2,500.00	\$208.34	\$0.00	\$0.00	\$1,666.64	\$0.00	\$1,475.90
Recruiting-Marketing	\$0.00	\$0.00	\$0.00	\$0.00	\$0.00	\$0.00	\$0.00
Recruiting-Special Event	\$0.00	\$0.00	\$0.00	\$0.00	\$0.00	\$0.00	\$0.00
Recruiting-Education	\$500.00	\$41.67	\$0.00	\$0.00	\$333.32	\$0.00	\$47.00
Recruiting-Veterinary	\$0.00	\$0.00	\$0.00	\$0.00	\$0.00	\$0.00	\$0.00
Recruiting-Security	\$0.00	\$0.00	\$0.00	\$0.00	\$0.00	\$0.00	\$25.00
Recruiting-Administration	\$0.00	\$0.00	\$0.00	\$0.00	\$0.00	\$0.00	\$0.00
Recruiting-Human Resources	\$5,000.00	\$415.00	\$0.00	\$852.50	\$3,750.00	\$0.00	\$7,729.49
Recognition Expense	\$0.00	\$0.00	\$0.00	\$0.00	\$0.00	\$0.00	\$0.00
Total Miscellaneous Business	\$56,425.00	\$5,634.30	\$0.00	\$6,626.43	\$36,997.80	\$0.00	\$28,807.26
Office Supplies							
Office Furniture	\$0.00	\$0.00	\$0.00	\$0.00	\$0.00	\$0.00	\$0.00
Office Furniture-Maintenance	\$0.00	\$0.00	\$0.00	\$0.00	\$0.00	\$0.00	\$0.00
Office Furniture-Horticulture	\$0.00	\$0.00	\$0.00	\$0.00	\$0.00	\$0.00	\$0.00
Office Furniture	\$0.00	\$0.00	\$0.00	(\$230.92)	\$0.00	\$0.00	\$476.65
Office Furniture-Marketing	\$0.00	\$0.00	\$0.00	\$0.00	\$0.00	\$0.00	\$559.45
Office Furniture-Membership	\$2,000.00	\$166.67	\$0.00	\$272.21	\$1,333.32	\$0.00	\$2,592.97
Office Furniture-Special Events	\$500.00	\$41.67	\$0.00	\$0.00	\$333.32	\$0.00	\$0.00
Office Furniture-Education	\$500.00	\$41.67	\$0.00	\$0.00	\$333.32	\$0.00	\$0.00
Office Furniture-Veterinary	\$300.00	\$25.00	\$0.00	\$0.00	\$200.00	\$0.00	\$0.00
Office Furniture-Security	\$0.00	\$0.00	\$0.00	\$0.00	\$0.00	\$0.00	\$0.00
Office Furniture-Administration	\$1,000.00	\$83.34	\$0.00	\$0.00	\$666.64	\$0.00	\$563.72
Office Furniture	\$0.00	\$0.00	\$0.00	(\$230.91)	\$0.00	\$0.00	\$952.30
Office Furniture	\$0.00	\$0.00	\$0.00	\$0.00	\$0.00	\$0.00	\$136.69
Office Furniture	\$0.00	\$0.00	\$0.00	(\$230.93)	\$0.00	\$0.00	\$339.96
Office Supplies	\$0.00	\$0.00	\$0.00	\$0.00	\$0.00	\$0.00	\$0.00
Office Supplies-Maintenance	\$400.00	\$33.34	\$0.00	\$0.00	\$266.64	\$0.00	\$431.88
Office Supplies-Horticulture	\$0.00	\$0.00	\$0.00	\$0.00	\$0.00	\$0.00	\$0.00

Fresno's Chaffee Zoo Corporation Income Statement September

	2016 Budget	Sept Budget	Sept Measure Z	Sept Actual	YTD Budget	YTD Measure Z	YTD Actual
Office Supplies-Animal	\$1,750.00	\$145.84	\$0.00	\$142.68	\$1,166.64	\$0.00	\$1,537.29
Office Supplies-Marketing	\$500.00	\$41.67	\$0.00	\$151.50	\$333.32	\$0.00	\$451.74
Office Supplies-Membership	\$150.00	\$12.50	\$0.00	\$36.69	\$100.00	\$0.00	\$1,982.91
Office Supplies-Development	\$3,100.00	\$258.34	\$0.00	\$0.00	\$2,066.64	\$0.00	\$602.12
Office Supplies-Special Events	\$800.00	\$66.67	\$0.00	\$200.86	\$533.32	\$0.00	\$2,203.54
Office Supplies-Education	\$5,200.00	\$266.67	\$0.00	\$848.53	\$3,883.32	\$0.00	\$3,023.76
Office Supplies-Volunteer	\$0.00	\$0.00	\$0.00	\$0.00	\$0.00	\$0.00	\$0.00
Office Supplies-Veterinary	\$720.00	\$60.00	\$0.00	\$36.57	\$480.00	\$0.00	\$512.65
Office Supplies-Security	\$500.00	\$41.67	\$0.00	\$0.00	\$333.32	\$0.00	\$24.77
Office Supplies-Visitor Services	\$2,500.00	\$208.34	\$0.00	\$88.29	\$1,666.64	\$0.00	\$790.08
Office Supplies-Administration	\$7,000.00	\$934.00	\$0.00	\$1,595.70	\$4,566.00	\$0.00	\$4,790.50
Office Supplies-Human Resources	\$350.00	\$29.17	\$0.00	\$39.82	\$233.32	\$0.00	\$88.99
Office Supplies-Capital Projects	\$0.00	\$0.00	\$0.00	\$0.00	\$0.00	\$0.00	\$0.00
Office Supplies-Operations	\$0.00	\$0.00	\$0.00	\$0.00	\$0.00	\$0.00	\$221.83
Total Office Supplies	\$27,270.00	\$2,456.56	\$0.00	\$2,720.09	\$18,495.76	\$0.00	\$22,283.80
Postage							
Postage	\$0.00	\$0.00	\$0.00	\$0.00	\$0.00	\$0.00	\$51.03
Postage-Maintenance	\$0.00	\$0.00	\$0.00	\$0.00	\$0.00	\$0.00	\$403.09
Postage-Animal	\$1,200.00	\$100.00	\$0.00	\$0.00	\$800.00	\$0.00	\$150.83
Postage-Marketing	\$1,350.00	\$341.67	\$0.00	\$0.00	\$733.32	\$0.00	\$361.88
Postage-Membership	\$26,000.00	\$2,166.67	\$0.00	\$0.00	\$17,333.32	\$0.00	\$14,828.28
Postage-Development	\$9,000.00	\$750.01	\$0.00	\$0.00	\$5,999.96	\$0.00	\$2,803.48
Postage-Special Events	\$17,045.00	\$2,243.34	\$0.00	\$1,156.81	\$9,321.64	\$0.00	\$10,711.10
Postage-Education	\$1,975.00	\$164.59	\$0.00	\$0.00	\$1,316.64	\$0.00	\$51.49
Postage-Volunteer	\$500.00	\$41.67	\$0.00	\$0.00	\$333.32	\$0.00	\$223.24
Postage-Veterinary	\$4,176.00	\$348.00	\$0.00	\$199.21	\$2,784.00	\$0.00	\$1,909.50
Postage-Security	\$100.00	\$8.34	\$0.00	\$0.00	\$66.64	\$0.00	\$0.00
Postage-Visitor Services	\$100.00	\$8.34	\$0.00	\$0.00	\$66.64	\$0.00	\$42.17
Postage-Administration	\$4,500.00	\$375.00	\$0.00	\$891.82	\$3,000.00	\$0.00	\$1,665.24
Postage	\$0.00	\$0.00	\$0.00	\$0.00	\$0.00	\$0.00	\$0.00
Postage-Capital Projects	\$0.00	\$0.00	\$0.00	\$0.00	\$0.00	\$0.00	\$0.00

Fresno's Chaffee Zoo Corporation

Income Statement

September

	2016 Budget	Sept Budget	Sept Measure Z	Sept Actual	YTD Budget	YTD Measure Z	YTD Actual
Total Postage	\$65,946.00	\$6,547.63	\$0.00	\$2,247.84	\$41,755.48	\$0.00	\$33,201.33
Printing							
Newsletter Expense	\$0.00	\$0.00	\$0.00	\$0.00	\$0.00	\$0.00	\$0.00
Newsletter Expense-Membership	\$52,500.00	\$0.00	\$0.00	\$0.00	\$39,000.00	\$0.00	\$42,868.89
Newsletter Expense-Development	\$0.00	\$0.00	\$0.00	\$0.00	\$0.00	\$0.00	\$0.00
Printing	\$0.00	\$0.00	\$0.00	\$0.00	\$0.00	\$0.00	\$849.57
Printing-Maintenance	\$0.00	\$0.00	\$0.00	\$0.00	\$0.00	\$0.00	\$0.00
Printing-Horticulture	\$0.00	\$0.00	\$0.00	\$0.00	\$0.00	\$0.00	\$0.00
Printing-Animal	\$150.00	\$0.00	\$0.00	\$0.00	\$150.00	\$0.00	\$233.77
Printing-Marketing	\$30,000.00	\$3,187.50	\$0.00	\$0.00	\$19,500.00	\$0.00	\$18,714.08
Printing-Membership	\$18,000.00	\$1,500.00	\$0.00	\$103.90	\$12,000.00	\$0.00	\$17,895.95
Printing-Development	\$10,000.00	\$833.34	\$0.00	\$0.00	\$6,666.64	\$0.00	\$74.91
Printing-Special Events	\$34,000.00	\$7,300.00	\$0.00	\$4,639.62	\$16,300.00	\$0.00	\$12,866.67
Printing-Education	\$7,800.00	\$650.00	\$0.00	\$0.00	\$5,200.00	\$0.00	\$141.03
Printing-Volunteer	\$1,500.00	\$125.00	\$0.00	\$0.00	\$1,000.00	\$0.00	\$0.00
Printing-Veterinary	\$100.00	\$8.34	\$0.00	\$0.00	\$66.64	\$0.00	\$37.45
Printing-Security	\$0.00	\$0.00	\$0.00	\$0.00	\$0.00	\$0.00	\$0.00
Printing-Visitor Services	\$40.00	\$3.34	\$0.00	\$0.00	\$26.64	\$0.00	\$18.73
Printing-Administration	\$500.00	\$41.67	\$0.00	\$0.00	\$333.32	\$0.00	\$1,542.01
Printing-Human Resources	\$750.00	\$62.50	\$0.00	\$0.00	\$500.00	\$0.00	\$1,244.59
Printing-Capital Projects	\$0.00	\$0.00	\$0.00	\$0.00	\$0.00	\$0.00	\$0.00
Printing-Operations	\$0.00	\$0.00	\$0.00	\$149.89	\$0.00	\$0.00	\$0.00
Total Printing	\$155,340.00	\$13,711.69	\$0.00	\$4,893.41	\$100,743.24	\$0.00	\$96,487.65
Professional Services							
Legal and Audit	\$125,000.00	\$10,416.67	\$0.00	\$431.20	\$83,333.32	\$0.00	\$51,614.86
Legal and Audit-Administration	\$0.00	\$0.00	\$0.00	\$0.00	\$0.00	\$0.00	\$0.00
Legal and Audit-Human Resources	\$0.00	\$0.00	\$0.00	\$0.00	\$0.00	\$0.00	\$0.00
Legal and Audit-Capital Projects	\$0.00	\$0.00	\$0.00	\$3,115.28	\$0.00	\$0.00	\$27,282.79
Lab Work	\$0.00	\$0.00	\$0.00	\$0.00	\$0.00	\$0.00	\$0.00
Lab Work-Veterinary	\$45,000.00	\$3,750.00	\$0.00	\$5,601.36	\$30,000.00	\$0.00	\$18,729.13

Fresno's Chaffee Zoo Corporation

Income Statement

September

	2016 Budget	Sept Budget	Sept Measure Z	Sept Actual	YTD Budget	YTD Measure Z	YTD Actual
Payroll Service	\$0.00	\$0.00	\$0.00	\$0.00	\$0.00	\$0.00	\$0.00
Payroll Service-Administration	\$16,000.00	\$1,333.34	\$0.00	\$1,474.73	\$10,666.64	\$0.00	\$10,300.32
Pest Control Services	\$0.00	\$0.00	\$0.00	\$0.00	\$0.00	\$0.00	\$0.00
Pest Control Services-Maintenance	\$39,500.00	\$3,291.67	\$0.00	\$3,760.00	\$26,333.32	\$0.00	\$27,120.00
Professional Services	\$0.00	\$0.00	\$0.00	\$0.00	\$0.00	\$0.00	\$0.00
Total Professional Services	<u>\$225,500.00</u>	<u>\$18,791.68</u>	<u>\$0.00</u>	<u>\$14,382.57</u>	<u>\$150,333.28</u>	<u>\$0.00</u>	<u>\$135,047.10</u>
Repairs and Replacements							
Building Supplies-Materials	\$0.00	\$0.00	\$0.00	\$0.00	\$0.00	\$0.00	\$0.00
Building Supplies-Materials-Maintenance	\$25,000.00	\$2,083.34	\$0.00	\$0.00	\$16,666.64	\$0.00	\$405.21
Building Supplies-Materials-Horticulture	\$1,250.00	\$104.17	\$0.00	\$0.00	\$833.32	\$0.00	\$0.00
Building Supplies-Materials-Animal	\$3,000.00	\$250.00	\$0.00	\$435.94	\$2,000.00	\$0.00	\$740.84
Building Supplies-Materials-Veterinary	\$0.00	\$0.00	\$0.00	\$0.00	\$0.00	\$0.00	\$0.00
Construction	\$0.00	\$0.00	\$0.00	\$0.00	\$0.00	\$0.00	\$0.00
Construction-Maintenance	\$24,000.00	\$2,000.00	\$0.00	\$0.00	\$16,000.00	\$0.00	\$7,558.00
Construction-Horticulture	\$0.00	\$0.00	\$0.00	\$0.00	\$0.00	\$0.00	\$0.00
Construction-Animal	\$0.00	\$0.00	\$0.00	\$0.00	\$0.00	\$0.00	\$0.00
Exhibit Renovations-Animal	\$70,000.00	\$5,833.34	\$0.00	\$14,656.06	\$46,666.64	\$0.00	\$24,779.95
Exhibit Maintenance-Animal	\$25,000.00	\$2,083.34	\$0.00	\$0.00	\$16,666.64	\$0.00	\$2,361.21
Exhibit Maint-Valley Farms-Animals	\$10,000.00	\$833.34	\$0.00	\$0.00	\$6,666.64	\$0.00	\$0.00
Improvements	\$0.00	\$0.00	\$0.00	\$0.00	\$0.00	\$0.00	\$54.80
Improvements-Maintenance	\$0.00	\$0.00	\$0.00	\$0.00	\$0.00	\$0.00	\$0.00
Improvements-Horticulture	\$0.00	\$0.00	\$0.00	\$0.00	\$0.00	\$0.00	\$0.00
Improvements-Animal	\$0.00	\$0.00	\$0.00	\$0.00	\$0.00	\$0.00	\$0.00
Improvements-Education	\$500.00	\$41.67	\$0.00	\$0.00	\$333.32	\$0.00	\$0.00
Improvements-Visitor Services	\$0.00	\$0.00	\$0.00	\$0.00	\$0.00	\$0.00	\$0.00
Improvements-Administration	\$0.00	\$0.00	\$0.00	\$0.00	\$0.00	\$0.00	\$0.00
Irrigation Maintenance and Repair-Horticult	\$15,000.00	\$1,250.00	\$0.00	\$0.00	\$10,000.00	\$0.00	\$8,120.52
Irrigation Maintenance and Repair-Animals	\$0.00	\$0.00	\$0.00	\$0.00	\$0.00	\$0.00	\$0.00
Purchases-Benches	\$0.00	\$0.00	\$0.00	\$0.00	\$0.00	\$0.00	\$0.00
Purchases-Benches - Development	\$0.00	\$0.00	\$0.00	\$0.00	\$0.00	\$0.00	\$0.00
Permits	\$0.00	\$0.00	\$0.00	\$0.00	\$0.00	\$0.00	\$0.00

Fresno's Chaffee Zoo Corporation

Income Statement

September

	2016 Budget	Sept Budget	Sept Measure Z	Sept Actual	YTD Budget	YTD Measure Z	YTD Actual
Permits-Maintenance	\$1,000.00	\$83.34	\$0.00	\$0.00	\$666.64	\$0.00	\$0.00
Permits-Animal	\$2,000.00	\$166.67	\$0.00	\$0.00	\$1,333.32	\$0.00	\$1,369.20
Permits-Veterinary	\$0.00	\$0.00	\$0.00	\$58.00	\$0.00	\$0.00	\$10.00
Permits-Administration	\$0.00	\$0.00	\$0.00	\$0.00	\$0.00	\$0.00	\$0.00
Repairs and Replacements	\$0.00	\$0.00	\$0.00	\$0.00	\$0.00	\$0.00	\$1,124.25
Repairs and Replacements-Maintenance	\$160,000.00	\$13,333.34	\$0.00	\$11,959.55	\$106,666.64	\$0.00	\$71,406.89
Repairs and Replacements-Horticulture	\$2,000.00	\$166.67	\$0.00	\$0.00	\$1,333.32	\$0.00	\$415.04
Repairs and Replacements-Animal	\$24,200.00	\$2,016.67	\$0.00	\$0.00	\$16,133.32	\$0.00	\$20,910.36
Repairs and Replacements-Marketing	\$0.00	\$0.00	\$0.00	\$0.00	\$0.00	\$0.00	\$803.85
Repairs and Replacements-Development	\$0.00	\$0.00	\$0.00	\$0.00	\$0.00	\$0.00	\$0.00
Repairs and Replacements-Special Events	\$2,000.00	\$166.67	\$0.00	\$0.00	\$1,333.32	\$0.00	\$0.00
Repairs and Replacements-Education	\$3,000.00	\$250.00	\$0.00	\$0.00	\$2,000.00	\$0.00	\$1,423.47
Repairs and Replacements-Veterinary	\$500.00	\$41.67	\$0.00	\$0.00	\$333.32	\$0.00	\$138.00
Repairs and Replacements-Security	\$700.00	\$58.34	\$0.00	\$856.31	\$466.64	\$0.00	\$1,117.13
Repairs and Replacements-Visitor Services	\$750.00	\$62.50	\$0.00	\$2,650.00	\$500.00	\$0.00	\$300.34
Repairs and Replacements-Administration	\$2,500.00	\$208.34	\$0.00	\$0.00	\$1,666.64	\$0.00	\$1,097.54
Repairs and Replacements	\$0.00	\$0.00	\$0.00	\$0.00	\$0.00	\$0.00	\$126.02
Structural Repairs	\$0.00	\$0.00	\$0.00	\$0.00	\$0.00	\$0.00	\$0.00
Structural Repairs-Education	\$0.00	\$0.00	\$0.00	\$0.00	\$0.00	\$0.00	\$0.00
Purchases-Benches	\$0.00	\$0.00	\$0.00	\$0.00	\$0.00	\$0.00	\$0.00
Repairs and Replacements-Capital Projects	\$0.00	\$0.00	\$0.00	\$0.00	\$0.00	\$0.00	\$0.00
Total Repairs and Replacements	\$372,400.00	\$31,033.41	\$0.00	\$30,615.86	\$248,266.36	\$0.00	\$144,262.62
Service/Bank/Credit Card Fees							
Bank Fees-Measure Z	\$320.00	\$30.00	\$0.00	\$0.00	\$210.00	\$0.00	\$0.00
Bank Fees-Measure Z-Administration	\$0.00	\$0.00	\$0.00	\$10.00	\$0.00	\$0.00	\$120.00
Bank Charges	\$0.00	\$0.00	\$0.00	\$0.00	\$0.00	\$0.00	\$22,802.92
Bank Charges-Maintenance	\$0.00	\$0.00	\$0.00	\$0.00	\$0.00	\$0.00	\$81.25
Bank Charges-Horticulture	\$0.00	\$0.00	\$0.00	\$0.00	\$0.00	\$0.00	\$61.75
Bank Charges-Animal	\$0.00	\$0.00	\$0.00	\$0.00	\$0.00	\$0.00	\$910.67
Bank Charges-Development	\$0.00	\$0.00	\$0.00	\$0.00	\$0.00	\$0.00	\$179.67
Bank Charges-Membership	\$0.00	\$0.00	\$0.00	\$0.00	\$0.00	\$0.00	\$19.50

2016-9 Page 30 of 63

Fresno's Chaffee Zoo Corporation

Income Statement

September

	2016 Budget	Sept Budget	Sept Measure Z	Sept Actual	YTD Budget	YTD Measure Z	YTD Actual
Bank Charges-Events	\$0.00	\$0.00	\$0.00	\$0.00	\$0.00	\$0.00	\$29.25
Bank Charges-Education	\$0.00	\$0.00	\$0.00	\$0.00	\$0.00	\$0.00	\$174.43
Bank Charges-Veterinary	\$0.00	\$0.00	\$0.00	\$0.00	\$0.00	\$0.00	\$48.75
Bank Charges-Security	\$0.00	\$0.00	\$0.00	\$0.00	\$0.00	\$0.00	\$48.75
Bank Charges-Visitor Services	\$0.00	\$0.00	\$0.00	\$0.00	\$0.00	\$0.00	\$19.50
Bank Charges-Administration	\$52,500.00	\$500.00	\$0.00	\$722.55	\$38,750.00	\$0.00	\$3,025.26
Bank Charges-Operations	\$0.00	\$0.00	\$0.00	\$0.00	\$0.00	\$0.00	\$9.75
Credit Card Fees	\$0.00	\$0.00	\$0.00	\$0.00	\$0.00	\$0.00	\$0.00
Credit Card Fees-Maintenance	\$0.00	\$0.00	\$0.00	\$0.00	\$0.00	\$0.00	\$0.00
Credit Card Fees-Animal	\$0.00	\$0.00	\$0.00	\$0.00	\$0.00	\$0.00	\$0.00
Credit Card Fees-Membership	\$10,000.00	\$0.00	\$0.00	\$738.41	\$10,000.00	\$0.00	\$6,876.53
Credit Card Fees-Development	\$0.00	\$0.00	\$0.00	\$0.00	\$0.00	\$0.00	\$0.00
Credit Card Fees-Special Events	\$2,000.00	\$166.67	\$0.00	\$39.95	\$1,333.32	\$0.00	\$334.70
Credit Card Fees-Education	\$2,000.00	\$166.67	\$0.00	\$87.89	\$1,333.32	\$0.00	\$664.40
Credit Card Fees-Veterinary	\$0.00	\$0.00	\$0.00	\$0.00	\$0.00	\$0.00	\$0.00
Credit Card Fees-Visitor Services	\$65,000.00	\$5,000.00	\$0.00	\$8,660.54	\$44,000.00	\$0.00	\$76,428.94
Credit Card Fees-Administration	\$0.00	\$0.00	\$0.00	\$0.00	\$0.00	\$0.00	\$0.00
Credit Card Chargebacks	\$0.00	\$0.00	\$0.00	\$0.00	\$0.00	\$0.00	\$0.00
Interest Expense	\$15,000.00	\$0.00	\$0.00	\$0.00	\$11,500.00	\$0.00	\$21,224.60
Returned Checks From Patrons	\$0.00	\$0.00	\$0.00	\$0.00	\$0.00	\$0.00	\$0.00
Returned Checks From Patrons-Membership	\$0.00	\$0.00	\$0.00	\$0.00	\$0.00	\$0.00	\$0.00
Returned Checks From Patrons-Special Eve	\$0.00	\$0.00	\$0.00	\$0.00	\$0.00	\$0.00	\$0.00
Bank Charges	\$0.00	\$0.00	\$0.00	\$0.00	\$0.00	\$0.00	\$0.00
Total Service/Bank/Credit Card Fees	\$146,820.00	\$5,863.34	\$0.00	\$10,259.34	\$107,126.64	\$0.00	\$133,060.62
Signage							
Signage	\$1,000.00	\$83.34	\$0.00	\$0.00	\$666.64	\$0.00	\$899.15
Signage-Maintenance	\$0.00	\$0.00	\$0.00	\$822.51	\$0.00	\$0.00	\$3,625.54
Signage-Horticulture	\$500.00	\$41.67	\$0.00	\$0.00	\$333.32	\$0.00	\$0.00
Signage-Marketing	\$0.00	\$0.00	\$0.00	\$0.00	\$0.00	\$0.00	\$144.05
Signage-Membership	\$0.00	\$0.00	\$0.00	\$0.00	\$0.00	\$0.00	\$144.05
Signage-Development	\$0.00	\$0.00	\$0.00	\$0.00	\$0.00	\$0.00	\$0.00

Fresno's Chaffee Zoo Corporation Income Statement September

	2016 Budget	Sept Budget	Sept Measure Z	Sept Actual	YTD Budget	YTD Measure Z	YTD Actual
Signage-Special Events	\$0.00	\$0.00	\$0.00	\$0.00	\$0.00	\$0.00	\$492.42
Signage-Education	\$15,000.00	\$1,250.00	\$0.00	\$0.00	\$10,000.00	\$0.00	\$2,369.59
Signage-Security	\$0.00	\$0.00	\$0.00	\$0.00	\$0.00	\$0.00	\$0.00
Signage-Visitor Services	\$0.00	\$0.00	\$0.00	\$0.00	\$0.00	\$0.00	\$2,322.52
Signage-Administration	\$0.00	\$0.00	\$0.00	\$0.00	\$0.00	\$0.00	\$0.00
Signage-Human Resources	\$0.00	\$0.00	\$0.00	\$0.00	\$0.00	\$0.00	\$0.00
Signage-Capital Projects	\$0.00	\$0.00	\$0.00	\$0.00	\$0.00	\$0.00	\$0.00
Total Signage	\$16,500.00	\$1,375.01	\$0.00	\$822.51	\$10,999.96	\$0.00	\$9,997.32
Specialized Services							
Misc. Specialized Services	\$1,000.00	\$83.34	\$0.00	\$100.00	\$666.64	\$0.00	\$3,614.48
Misc. Specialized Services-Maintenance	\$10,000.00	\$833.34	\$0.00	\$425.00	\$6,666.64	\$0.00	\$2,664.78
Misc. Specialized Services-Horticulture	\$0.00	\$0.00	\$0.00	\$450.00	\$0.00	\$0.00	\$0.00
Misc. Specialized Services-Animal	\$2,500.00	\$208.34	\$0.00	\$0.00	\$1,666.64	\$0.00	\$565.26
Misc. Specialized Services-Marketing	\$0.00	\$0.00	\$0.00	\$0.00	\$0.00	\$0.00	\$0.00
Misc. Specialized Services	\$0.00	\$0.00	\$0.00	\$0.00	\$0.00	\$0.00	\$427.64
Misc. Specialized Services-Education	\$2,000.00	\$166.67	\$0.00	\$0.00	\$1,333.32	\$0.00	\$1,320.87
Misc. Specialized Services-Veterinary	\$4,000.00	\$333.34	\$0.00	\$0.00	\$2,666.64	\$0.00	\$127.82
Misc. Specialized Services-Security	\$0.00	\$0.00	\$0.00	\$0.00	\$0.00	\$0.00	\$0.00
Misc. Specialized Services-Visitor Services	\$0.00	\$0.00	\$0.00	\$0.00	\$0.00	\$0.00	\$0.00
Misc. Specialized Services-Administration	\$2,000.00	\$166.67	\$0.00	\$0.00	\$1,333.32	\$0.00	\$1,646.93
Misc. Specialized Services-Information Tec	\$0.00	\$0.00	\$0.00	\$0.00	\$0.00	\$0.00	\$0.00
Misc. Specialized Services-Human Resource	\$1,000.00	\$83.34	\$0.00	\$0.00	\$666.64	\$0.00	\$209.84
Misc. Specialized Services	\$0.00	\$0.00	\$0.00	\$0.00	\$0.00	\$0.00	\$110.54
Irrigation Construction (New)-Horticulture	\$5,000.00	\$416.67	\$0.00	\$0.00	\$3,333.32	\$0.00	\$0.00
Paver Engraving-Development	\$0.00	\$0.00	\$0.00	\$3,600.00	\$0.00	\$0.00	\$16,695.54
Total Specialized Services	\$27,500.00	\$2,291.71	\$0.00	\$4,575.00	\$18,333.16	\$0.00	\$27,383.70
Staff Development							
Staff Development-Conf/Travel	\$0.00	\$0.00	\$0.00	\$0.00	\$0.00	\$0.00	\$0.00
Staff Development-Conf/Travel-Maintenanc	\$2,250.00	\$187.50	\$0.00	\$0.00	\$1,500.00	\$0.00	\$0.00
Staff Development-Conf/Travel-Horticultur	\$2,400.00	\$200.00	\$0.00	\$0.00	\$1,600.00	\$0.00	\$0.00

Fresno's Chaffee Zoo Corporation

Income Statement

September

2016-9 Page 33 of 63

	2016 Budget	Sept Budget	Sept Measure Z	Sept Actual	YTD Budget	YTD Measure Z	YTD Actual
Staff Development-Conf/Travel-Animal	\$26,250.00	\$2,187.50	\$0.00	\$6,455.07	\$17,500.00	\$0.00	\$22,264.32
Staff Development-Conf/Travel-Marketing	\$5,000.00	\$416.67	\$0.00	\$0.00	\$3,333.32	\$0.00	\$3,035.82
Staff Development-Conf/Travel-Membershi	\$2,000.00	\$166.67	\$0.00	\$214.20	\$1,333.32	\$0.00	\$859.81
Staff Development-Conf/Travel-Developmer	\$0.00	\$0.00	\$0.00	\$1,998.60	\$0.00	\$0.00	\$760.73
Staff Development-Conf/Travel-Special Ever	\$4,000.00	\$333.34	\$0.00	\$514.11	\$2,666.64	\$0.00	\$2,123.14
Staff Development-Conf/Travel-Education	\$7,600.00	\$633.34	\$0.00	\$271.45	\$5,066.64	\$0.00	\$6,424.71
Staff Development-Conferences/Travel	\$0.00	\$0.00	\$0.00	\$0.00	\$0.00	\$0.00	\$0.00
Staff Development-Conf/Travel-Veterinary	\$5,035.00	\$419.59	\$0.00	\$1,658.41	\$3,356.64	\$0.00	\$8,426.67
Staff Development-Conf/Travel-Security	\$0.00	\$0.00	\$0.00	\$10.07	\$0.00	\$0.00	\$3,176.65
Staff Development-Conf/Travel-Visitor Serv	\$4,062.00	\$338.50	\$0.00	\$0.00	\$2,708.00	\$0.00	\$0.00
Staff Development-Conf/Travel-Admin	\$13,000.00	\$3,000.00	\$0.00	\$2,616.69	\$7,500.00	\$0.00	\$11,071.41
Staff Development-Conf/Travel-Human Resc	\$7,500.00	\$625.00	\$0.00	\$69.65	\$5,000.00	\$0.00	\$2,078.69
Staff Development-Conferences/Travel-Oper	\$0.00	\$0.00	\$0.00	\$244.83	\$0.00	\$0.00	\$2,735.48
Staff Development-Training	\$1,500.00	\$125.00	\$0.00	\$0.00	\$1,000.00	\$0.00	\$4,974.92
Staff Development-Training-Maintenance	\$750.00	\$62.50	\$0.00	\$0.00	\$500.00	\$0.00	\$0.00
Staff Development-Training-Horticulture	\$750.00	\$62.50	\$0.00	\$0.00	\$500.00	\$0.00	\$0.00
Staff Development-Training-Animal	\$1,500.00	\$125.00	\$0.00	\$0.00	\$1,000.00	\$0.00	\$0.00
Staff Development-Training-Marketing	\$0.00	\$0.00	\$0.00	\$0.00	\$0.00	\$0.00	\$0.00
Staff Development-Training-Membership	\$1,000.00	\$83.34	\$0.00	\$0.00	\$666.64	\$0.00	\$0.00
Staff Development-Training-Development	\$1,000.00	\$83.34	\$0.00	\$0.00	\$666.64	\$0.00	\$0.00
Staff Development-Training-Special Events	\$400.00	\$33.34	\$0.00	\$0.00	\$266.64	\$0.00	\$227.01
Staff Development-Training-Education	\$800.00	\$66.67	\$0.00	\$0.00	\$533.32	\$0.00	\$0.00
Staff Development-Training-Volunteer	\$0.00	\$0.00	\$0.00	\$0.00	\$0.00	\$0.00	\$0.00
Staff Development-Training-Veterinary	\$4,700.00	\$391.67	\$0.00	\$0.00	\$3,133.32	\$0.00	\$0.00
Staff Development-Training-Security	\$4,500.00	\$375.00	\$0.00	\$0.00	\$3,000.00	\$0.00	\$0.00
Staff Development-Training-Visitor Service	\$6,590.00	\$549.17	\$0.00	\$0.00	\$4,393.32	\$0.00	\$0.00
Staff Development-Training-Administration	\$1,500.00	\$125.00	\$0.00	\$0.00	\$1,000.00	\$0.00	\$1,012.50
Staff Development-Training-Human Resourc	\$6,500.00	\$541.67	\$0.00	\$1,065.00	\$4,333.32	\$0.00	\$2,041.00
Staff Development-Training-Finance	\$0.00	\$0.00	\$0.00	\$0.00	\$0.00	\$0.00	\$0.00
Total Staff Development	\$110,587.00	\$11,132.31	\$0.00	\$15,118.08	\$72,557.76	\$0.00	\$71,212.86

Supplies

Fresno's Chaffee Zoo Corporation

Income Statement

September

	2016 Budget	Sept Budget	Sept Measure Z	Sept Actual	YTD Budget	YTD Measure Z	YTD Actual
Bedding Materials	\$0.00	\$0.00	\$0.00	\$0.00	\$0.00	\$0.00	\$0.00
Cleaning-Janitorial Supplies	\$0.00	\$0.00	\$0.00	\$0.00	\$0.00	\$0.00	\$0.00
Cleaning-Janitorial Supplies-Maintenance	\$75,000.00	\$6,250.00	\$0.00	\$8,190.86	\$50,000.00	\$0.00	\$71,199.39
Cleaning-Janitorial Supplies-Horticulture	\$0.00	\$0.00	\$0.00	\$0.00	\$0.00	\$0.00	\$0.00
Cleaning-Janitorial Supplies-Animal	\$6,000.00	\$500.00	\$0.00	\$1,107.36	\$4,000.00	\$0.00	\$3,367.03
Cleaning-Janitorial Supplies-Education	\$0.00	\$0.00	\$0.00	\$0.00	\$0.00	\$0.00	\$25.95
Cleaning-Janitorial Supplies	\$0.00	\$0.00	\$0.00	\$0.00	\$0.00	\$0.00	\$261.90
Cleaning-Janitorial Supplies-Visitor Service	\$0.00	\$0.00	\$0.00	\$0.00	\$0.00	\$0.00	\$0.00
Display and Exhibit supplies	\$0.00	\$0.00	\$0.00	\$0.00	\$0.00	\$0.00	\$0.00
Display and Exhibit Supplies-Animal	\$49,500.00	\$3,500.00	\$0.00	\$21,769.33	\$39,125.00	\$0.00	\$81,976.37
Display and Exhibit Supplies-Education	\$13,500.00	\$1,125.01	\$0.00	\$369.13	\$8,999.96	\$0.00	\$1,886.95
Docent Activities Expense	\$0.00	\$0.00	\$0.00	\$0.00	\$0.00	\$0.00	\$0.00
Docent Activities Expense-Volunteer	\$3,000.00	\$250.00	\$0.00	\$0.00	\$2,000.00	\$0.00	\$600.00
Enrichment Supplies	\$0.00	\$0.00	\$0.00	\$0.00	\$0.00	\$0.00	\$0.00
Event Supplies	\$0.00	\$0.00	\$0.00	\$0.00	\$0.00	\$0.00	\$0.00
Event Supplies-Marketing	\$3,725.00	\$0.00	\$0.00	\$0.00	\$0.00	\$0.00	\$0.00
Event Supplies-Development	\$2,000.00	\$166.67	\$0.00	\$0.00	\$1,333.32	\$0.00	\$110.93
Event Supplies-Special Events	\$56,300.00	\$14,208.34	\$0.00	\$3,564.11	\$20,416.64	\$0.00	\$22,417.51
Event Supplies-Education	\$0.00	\$0.00	\$0.00	\$0.00	\$0.00	\$0.00	\$0.00
Event Supplies-Volunteer	\$0.00	\$0.00	\$0.00	\$0.00	\$0.00	\$0.00	\$0.00
Fundraising Pins-Development	\$0.00	\$0.00	\$0.00	\$0.00	\$0.00	\$0.00	\$0.00
Graphic Supplies	\$0.00	\$0.00	\$0.00	\$0.00	\$0.00	\$0.00	\$0.00
Landscaping/Plants	\$0.00	\$0.00	\$0.00	\$0.00	\$0.00	\$0.00	\$0.00
Landscaping/Plants-Maintenance	\$0.00	\$0.00	\$0.00	\$0.00	\$0.00	\$0.00	\$0.00
Landscaping/Plants-Horticulture	\$30,800.00	\$2,566.67	\$0.00	\$9,738.93	\$20,533.32	\$0.00	\$13,765.97
Landscaping/Plants-Animal	\$5,000.00	\$416.67	\$0.00	\$607.99	\$3,333.32	\$0.00	\$471.39
Member Event Expenses	\$0.00	\$0.00	\$0.00	\$0.00	\$0.00	\$0.00	\$0.00
Member Premiums	\$0.00	\$0.00	\$0.00	\$0.00	\$0.00	\$0.00	\$0.00
Member Premiums-Marketing	\$0.00	\$0.00	\$0.00	\$0.00	\$0.00	\$0.00	\$0.00
Member Premiums-Membership	\$6,000.00	\$500.00	\$0.00	\$299.46	\$4,000.00	\$0.00	\$0.00
Member Premiums-Development	\$8,000.00	\$666.67	\$0.00	\$0.00	\$5,333.32	\$0.00	\$0.00
Member Premiums-Special Events	\$0.00	\$0.00	\$0.00	\$0.00	\$0.00	\$0.00	\$0.00

Fresno's Chaffee Zoo Corporation

Income Statement

September

	2016 Budget	Sept Budget	Sept Measure Z	Sept Actual	YTD Budget	YTD Measure Z	YTD Actual
Pest Control Supplies	\$0.00	\$0.00	\$0.00	\$0.00	\$0.00	\$0.00	\$0.00
Pest Control Supplies-Maintenance	\$100.00	\$8.34	\$0.00	\$0.00	\$66.64	\$0.00	\$0.00
Pest Control Supplies-Horticulture	\$0.00	\$0.00	\$0.00	\$0.00	\$0.00	\$0.00	\$0.00
Pest Control Supplies-Animal	\$150.00	\$12.50	\$0.00	(\$13.65)	\$100.00	\$0.00	\$991.93
Pest Control Supplies-Veterinary	\$0.00	\$0.00	\$0.00	\$0.00	\$0.00	\$0.00	\$2,163.92
Photo Supplies	\$0.00	\$0.00	\$0.00	\$0.00	\$0.00	\$0.00	\$0.00
Photo Supplies-Visitor Services	\$0.00	\$0.00	\$0.00	\$0.00	\$0.00	\$0.00	\$0.00
Small Tools	\$0.00	\$0.00	\$0.00	\$0.00	\$0.00	\$0.00	\$0.00
Small Tools-Maintenance	\$6,500.00	\$541.67	\$0.00	\$577.67	\$4,333.32	\$0.00	\$921.68
Small Tools-Horticulture	\$1,200.00	\$100.00	\$0.00	\$0.00	\$800.00	\$0.00	\$0.00
Small Tools-Animal	\$3,000.00	\$250.00	\$0.00	\$21.13	\$2,000.00	\$0.00	\$20.54
Supplies	\$1,500.00	\$125.00	\$0.00	\$728.90	\$1,000.00	\$0.00	\$4,492.12
Supplies-Maintenance	\$27,500.00	\$2,291.67	\$0.00	\$5,639.51	\$18,333.32	\$0.00	\$34,690.36
Supplies-Horticulture	\$12,500.00	\$1,041.67	\$0.00	\$6,308.25	\$8,333.32	\$0.00	\$7,082.75
Supplies-Animal	\$32,000.00	\$2,666.67	\$0.00	\$935.45	\$21,333.32	\$0.00	\$10,736.69
Supplies-Marketing	\$150.00	\$12.50	\$0.00	\$77.28	\$100.00	\$0.00	\$3,083.14
Supplies-Membership	\$100.00	\$8.34	\$0.00	\$0.00	\$66.64	\$0.00	\$710.69
Supplies-Development	\$4,000.00	\$333.34	\$0.00	\$0.00	\$2,666.64	\$0.00	\$5,647.71
Supplies-Special Events	\$2,000.00	\$166.68	\$0.00	\$0.00	\$1,333.28	\$0.00	\$33.60
Supplies-Education	\$16,500.00	\$1,375.02	\$0.00	\$959.37	\$10,999.92	\$0.00	\$13,793.53
Supplies-Volunteer	\$1,500.00	\$125.00	\$0.00	\$8.53	\$1,000.00	\$0.00	\$408.50
Supplies-Veterinary	\$37,000.00	\$3,083.34	\$0.00	\$3,862.77	\$24,666.64	\$0.00	\$34,741.41
Supplies-Security	\$500.00	\$41.67	\$0.00	\$0.00	\$333.32	\$0.00	\$44.83
Supplies-Visitor Services	\$9,700.00	\$808.34	\$0.00	\$0.00	\$6,466.64	\$0.00	\$2,994.77
Supplies-Administration	\$2,000.00	\$166.67	\$0.00	\$0.00	\$1,333.32	\$0.00	\$271.59
Supplies-Human Resources	\$0.00	\$0.00	\$0.00	\$0.00	\$0.00	\$0.00	\$113.64
Supplies-Operations	\$0.00	\$0.00	\$0.00	\$0.00	\$0.00	\$0.00	\$0.00
Total Supplies	\$416,725.00	\$43,308.45	\$0.00	\$64,752.38	\$264,341.20	\$0.00	\$319,026.79
Telephone							
Telephone	\$34,000.00	\$2,833.34	\$0.00	\$3,110.85	\$22,666.64	\$0.00	\$23,226.10
Telephone-Maintenance	\$750.00	\$62.50	\$0.00	\$25.00	\$500.00	\$0.00	\$310.95

Fresno's Chaffee Zoo Corporation

Income Statement

September

	2016 Budget	Sept Budget	Sept Measure Z	Sept Actual	YTD Budget	YTD Measure Z	YTD Actual
Telephone-Horticulture	\$0.00	\$0.00	\$0.00	\$0.00	\$0.00	\$0.00	\$0.00
Telephone-Animal	\$3,000.00	\$250.00	\$0.00	\$812.78	\$2,000.00	\$0.00	\$1,856.49
Telephone-Marketing	\$0.00	\$0.00	\$0.00	\$250.00	\$0.00	\$0.00	\$200.00
Telephone-Membership	\$0.00	\$0.00	\$0.00	\$25.00	\$0.00	\$0.00	\$200.00
Telephone-Development	\$1,200.00	\$100.00	\$0.00	\$25.00	\$800.00	\$0.00	\$256.10
Telephone-Special Events	\$0.00	\$0.00	\$0.00	\$76.39	\$0.00	\$0.00	\$499.70
Telephone-Education	\$600.00	\$50.00	\$0.00	\$500.00	\$400.00	\$0.00	\$773.45
Telephone-Veterinary	\$900.00	\$75.00	\$0.00	\$75.00	\$600.00	\$0.00	\$600.00
Telephone-Security	\$800.00	\$66.67	\$0.00	\$76.39	\$533.32	\$0.00	\$551.82
Telephone-Visitor Services	\$1,500.00	\$125.00	\$0.00	\$127.76	\$1,000.00	\$0.00	\$901.62
Telephone-Administration	\$1,500.00	\$125.00	\$0.00	\$100.00	\$1,000.00	\$0.00	\$823.45
Telephone-Human Resource	\$300.00	\$25.00	\$0.00	\$225.00	\$200.00	\$0.00	\$225.00
Telephone-Operations	\$0.00	\$0.00	\$0.00	\$25.00	\$0.00	\$0.00	\$200.00
Total Telephone	\$44,550.00	\$3,712.51	\$0.00	\$5,454.17	\$29,699.96	\$0.00	\$30,624.68
Uniforms							
Uniforms	\$10,000.00	\$833.34	\$0.00	\$926.26	\$6,666.64	\$0.00	\$13,789.13
Uniforms-Maintenance	\$2,500.00	\$208.34	\$0.00	\$0.00	\$1,666.64	\$0.00	\$0.00
Uniforms-Horticulture	\$1,200.00	\$100.00	\$0.00	\$0.00	\$800.00	\$0.00	\$0.00
Uniforms-Animal	\$11,330.00	\$944.17	\$0.00	\$0.00	\$7,553.32	\$0.00	\$10.00
Uniforms-Marketing	\$0.00	\$0.00	\$0.00	\$0.00	\$0.00	\$0.00	\$89.21
Uniforms-Membership	\$250.00	\$20.84	\$0.00	\$0.00	\$166.64	\$0.00	\$0.00
Uniforms-Development	\$0.00	\$0.00	\$0.00	\$0.00	\$0.00	\$0.00	\$0.00
Uniforms-Special Events	\$500.00	\$41.68	\$0.00	\$0.00	\$333.28	\$0.00	\$0.00
Uniforms-Education	\$3,000.00	\$250.00	\$0.00	\$0.00	\$2,000.00	\$0.00	\$0.00
Uniforms-Volunteer	\$3,000.00	\$250.00	\$0.00	\$0.00	\$2,000.00	\$0.00	\$5,526.53
Uniforms-Veterinary	\$1,000.00	\$83.34	\$0.00	\$47.91	\$666.64	\$0.00	\$324.10
Uniforms-Security	\$1,700.00	\$141.67	\$0.00	\$0.00	\$1,133.32	\$0.00	\$0.00
Uniforms-Visitor Services	\$1,750.00	\$145.84	\$0.00	\$0.00	\$1,166.64	\$0.00	\$0.00
Uniforms-Administration	\$1,000.00	\$83.34	\$0.00	\$0.00	\$666.64	\$0.00	\$0.00
Uniform-Teen Volunteer	\$3,000.00	\$250.00	\$0.00	\$0.00	\$2,000.00	\$0.00	(\$40.00)
Total Uniforms	\$40,230.00	\$3,352.56	\$0.00	\$974.17	\$26,819.76	\$0.00	\$19,698.97

Fresno's Chaffee Zoo Corporation

Income Statement

September

	2016 Budget	Sept Budget	Sept Measure Z	Sept Actual	YTD Budget	YTD Measure Z	YTD Actual
Utilities							
Utilities Gas & Electric	\$625,000.00	\$52,083.34	\$68,303.43 ✓	\$68,303.43	\$416,666.64	\$334,933.93	\$334,933.93
Utilities Gas & Electric-Administration	\$0.00	\$0.00	\$0.00	\$0.00	\$0.00	\$0.00	\$0.00
Utilities Water & Sewer	\$70,000.00	\$5,833.34	\$0.00	\$5,154.74	\$46,666.64	\$0.00	\$31,171.43
Utilities Water & Sewer-Administration	\$0.00	\$0.00	\$0.00	\$0.00	\$0.00	\$0.00	\$0.00
Waste Services	\$0.00	\$0.00	\$0.00	\$0.00	\$0.00	\$0.00	\$0.00
Total Utilities	\$695,000.00	\$57,916.68	\$68,303.43 2/1	\$73,458.17	\$463,333.28	\$334,933.93	\$366,105.36
Other							
Disposal Fees	\$0.00	\$0.00	\$0.00	\$0.00	\$0.00	\$0.00	\$0.00
Grant Fulfillment	\$0.00	\$0.00	\$0.00	\$0.00	\$0.00	\$0.00	\$0.00
Grant Fulfillment-Education	\$7,000.00	\$0.00	\$0.00	\$0.00	\$7,000.00	\$0.00	\$4,452.26
Grant Fulfillment	\$0.00	\$0.00	\$0.00	\$0.00	\$0.00	\$0.00	\$1,300.00
Program Expense	\$0.00	\$0.00	\$0.00	\$0.00	\$0.00	\$0.00	\$0.00
Freight on Purchases	\$0.00	\$0.00	\$0.00	\$0.00	\$0.00	\$0.00	\$0.00
Freight on Purchases-Animal	\$0.00	\$0.00	\$0.00	\$0.00	\$0.00	\$0.00	\$0.00
Freight on Purchases-Visitor Services	\$0.00	\$0.00	\$0.00	\$0.00	\$0.00	\$0.00	\$0.00
Freight on Purchases-Administration	\$0.00	\$0.00	\$0.00	\$0.00	\$0.00	\$0.00	\$0.00
Miscellaneous	\$2,000.00	\$166.67	\$0.00	\$11.20	\$1,333.32	\$0.00	\$3,670.65
Miscellaneous-Maintenance	\$500.00	\$41.67	\$0.00	\$0.00	\$333.32	\$0.00	\$3.84
Miscellaneous-Horticulture	\$0.00	\$0.00	\$0.00	\$0.00	\$0.00	\$0.00	\$1,284.03
Miscellaneous-Animal	\$1,050.00	\$87.50	\$0.00	\$299.10	\$700.00	\$0.00	\$2,643.09
Miscellaneous-Marketing	\$0.00	\$0.00	\$0.00	\$0.00	\$0.00	\$0.00	\$0.00
Miscellaneous-Development	\$0.00	\$0.00	\$0.00	\$0.00	\$0.00	\$0.00	\$0.00
Miscellaneous-Special Events	\$9,575.00	\$0.00	\$0.00	\$4,794.00	\$9,075.00	\$0.00	\$4,815.48
Miscellaneous-Education	\$500.00	\$41.67	\$0.00	\$0.00	\$333.32	\$0.00	\$0.00
Miscellaneous-Docent	\$0.00	\$0.00	\$0.00	\$0.00	\$0.00	\$0.00	\$265.83
Miscellaneous-Veterinary	\$4,000.00	\$333.34	\$0.00	\$493.90	\$2,666.64	\$0.00	\$429.65
Miscellaneous-Security	\$500.00	\$41.67	\$0.00	\$0.00	\$333.32	\$0.00	(\$500.00)
Miscellaneous-Visitor Services	\$0.00	\$0.00	\$0.00	\$0.00	\$0.00	\$0.00	\$0.00
Miscellaneous-Administration	\$2,000.00	\$166.67	\$0.00	\$0.00	\$1,333.32	\$0.00	\$496.33

Fresno's Chaffee Zoo Corporation Income Statement September

	2016 Budget	Sept Budget	Sept Measure Z	Sept Actual	YTD Budget	YTD Measure Z	YTD Actual
Total Expansion/Nonoperating Exp.	\$0.00	\$0.00	\$0.00	\$0.00	\$0.00	\$0.00	\$0.00
TOTAL EXPENSES	\$12,783,812.00	\$1,237,687.20	\$467,656.78	\$1,272,503.45	\$8,237,367.01	\$2,625,532.49	\$7,653,095.69
BEGINNING FUND BALANCE	\$79,582,625.20	\$83,818,244.55	(\$4,206,191.53)	\$83,818,244.55	\$79,582,625.20	(\$4,283,717.12)	\$79,582,625.20
NET SURPLUS/(DEFICIT)	\$155,708.00	(\$168,021.72)	\$10.00	(\$130,440.67)	\$479,110.82	\$77,525.59	\$4,235,619.35
ENDING FUND BALANCE	\$79,738,333.20	\$83,650,222.83	(\$4,206,181.53)	\$83,687,803.88	\$80,061,736.02	(\$4,206,191.53)	\$83,818,244.55

Fresno's Chaffee Zoo Corporation General Ledger Report September

✓ Ties to attached
income statement

✓ Ties to attached invoice

Date	Trans.	Journal	Reference	Debit Amount	Credit Amount	Balance
1-5003-03						
Account: 1-5003-03 (Animal Feed-Animal)						
9/1/2016			<i>Account Beginning Balance</i>			\$248,299.13
9/4/2016	10850-343	Accounts Payable	Hay Company-Hay	\$4,678.90		
9/4/2016	10850-345	Accounts Payable	Central Fish-Fish	\$125.95		
9/4/2016	10850-348	Accounts Payable	Central Fish-Fish	\$323.10		
9/4/2016	10850-352	Accounts Payable	Bassett's Cricket Ranch, Inc.-Crickets	\$706.71		
9/4/2016	10877-106	Accounts Payable	ADJ-Hay Company-Hay	\$696.86		
9/4/2016	10877-110	Accounts Payable	ADJ-Hay Company-Hay	\$3,982.04 ✓		
9/4/2016	10877-109	Accounts Payable	REVERSE-ADJ-Hay Company-Hay		\$4,678.90	
9/6/2016	10850-408	Accounts Payable	McRoberts Sales Co., Inc.-Fish	\$1,521.20 ✓		
9/6/2016	10850-410	Accounts Payable	Valley Produce, Inc.-Produce	\$1,831.20 ✓		
9/6/2016	10850-412	Accounts Payable	Central Fish-Fish	\$125.95		
9/6/2016	10850-415	Accounts Payable	Central Fish-Fish	\$125.95		
9/6/2016	10850-418	Accounts Payable	Golden State Bait, Inc.-Fish	\$94.60		
9/6/2016	10850-420	Accounts Payable	O.H. Kruse Grain & Milling-Hi Fiber	\$1,247.00 ✓		
9/6/2016	10850-425	Accounts Payable	Whitie's Pets-Fish	\$10.82		
9/7/2016	10850-679	Accounts Payable	Bassett's Cricket Ranch, Inc.-Crickets	\$706.71		
9/11/2016	10850-847	Accounts Payable	O.H. Kruse Grain & Milling-Hi Fiber	\$1,117.00		
9/11/2016	10850-849	Accounts Payable	Valley Produce, Inc.-Produce	\$1,638.10 ✓		
9/11/2016	10850-851	Accounts Payable	Valley Produce, Inc.-Produce	\$169.00		
9/11/2016	10850-853	Accounts Payable	Valley Produce, Inc.-Produce	\$2,004.75 ✓		
9/18/2016	10877-331	Accounts Payable	Visa- Premier Valley Bank-Misc. Expenses-Shannon	\$64.69		
9/20/2016	10877-422	Accounts Payable	Hill's Pet Nutrition Sales, In-Animal Feed	\$562.92		
9/20/2016	10877-424	Accounts Payable	Valley Produce, Inc.-Produce	\$68.00		
9/20/2016	10877-426	Accounts Payable	Valley Produce, Inc.-Milk	\$26.00		
9/20/2016	10877-428	Accounts Payable	Valley Produce, Inc.-Jelly Beans	\$54.00		
9/20/2016	10877-430	Accounts Payable	Central Fish-Fish	\$125.95		
9/20/2016	10877-433	Accounts Payable	Golden State Bait, Inc.-Fish	\$89.60		
9/20/2016	10877-439	Accounts Payable	McRoberts Sales Co., Inc.-Fish	\$1,756.54 ✓		
9/20/2016	10877-441	Accounts Payable	Central Fish-Fish	\$125.95		
9/20/2016	10877-448	Accounts Payable	Hay Company-Hay	\$641.07		
9/20/2016	10877-450	Accounts Payable	Hay Company-Hay	\$4,487.84 ✓		
9/20/2016	10877-453	Accounts Payable	Bassett's Cricket Ranch, Inc.-Crickets	\$751.08		
9/20/2016	10877-459	Accounts Payable	Valley Produce, Inc.-Produce	\$1,785.60 ✓		
9/20/2016	10877-510	Accounts Payable	Bassett's Cricket Ranch, Inc.-Crickets	\$716.45		
9/20/2016	10877-516	Accounts Payable	Central Fish-Fish	\$113.36		
9/21/2016	10877-519	Accounts Payable	Valley Produce, Inc.-Produce & Gatorade	\$164.00		
9/26/2016	10877-913	Accounts Payable	Visa- Premier Valley Bank-Misc. Expenses-Brian	\$59.05		
9/26/2016	10877-840	Accounts Payable	REVERSE-O.H. Kruse Grain & Milling-Hi Fiber		\$1,117.00	
9/27/2016	10877-849	Accounts Payable	Bassett's Cricket Ranch, Inc.-Crickets	\$733.77		
9/27/2016	10877-851	Accounts Payable	Valley Produce, Inc.-Produce	\$1,827.40 ✓		
9/27/2016	10877-853	Accounts Payable	Golden State Bait, Inc.-Fish	\$94.60		

Fresno's Chaffee Zoo Corporation General Ledger Report September

Date	Trans.	Journal	Reference	Debit Amount	Credit Amount	Balance
Account: 1-5003-03 (Animal Feed-Animal)						
9/28/2016	10877-885	Accounts Payable	O.H. Kruse Grain & M-129536		\$130.00	
				<i>Account Subtotals</i>	\$35,353.71	\$5,925.90
9/30/2016					<i>Account Net Change</i>	\$29,427.81 ✓
9/30/2016					<i>Account Ending Balance</i>	<u>\$277,726.94</u>
1-5014-00						
Account: 1-5014-00 (Bank Fees-Measure Z)						
9/1/2016					<i>Account Beginning Balance</i>	\$0.00
9/30/2016					<i>Account Net Change</i>	\$0.00
9/30/2016					<i>Account Ending Balance</i>	<u>\$0.00</u>
1-5080-03						
Account: 1-5080-03 (Benefits-Animal)						
9/1/2016					<i>Account Beginning Balance</i>	\$265,963.85
9/1/2016	10815-1	Journal Entry	To reclassify Blue Shield of CA	\$22,128.14		
9/1/2016	10816-1	Journal Entry	To reclassify VSP	\$617.31		
9/1/2016	10817-1	Journal Entry	To reclassify Principal	\$4,062.74		
9/2/2016	10829-52	Payroll	Salaries		\$319.98	
9/2/2016	10829-58	Payroll	Salaries		\$67.50	
9/16/2016	10865-52	Payroll	Salaries		\$319.98	
9/16/2016	10865-59	Payroll	Salaries		\$67.50	
				<i>Account Subtotals</i>	\$26,808.19	\$774.96
9/30/2016					<i>Account Net Change</i>	\$26,033.23 ✓
9/30/2016					<i>Account Ending Balance</i>	<u>\$291,997.08</u>
1-5080-10						
Account: 1-5080-10 (Benefits-Veterinary)						
9/1/2016					<i>Account Beginning Balance</i>	\$36,814.48
9/1/2016	10815-6	Journal Entry	To reclassify Blue Shield of CA	\$3,508.57		
9/1/2016	10816-4	Journal Entry	To reclassify VSP	\$91.55		
9/1/2016	10817-6	Journal Entry	To reclassify Principal	\$605.83		
9/2/2016	10829-53	Payroll	Salaries		\$135.00	
9/16/2016	10865-53	Payroll	Salaries		\$135.00	
				<i>Account Subtotals</i>	\$4,205.95	\$270.00
9/30/2016					<i>Account Net Change</i>	\$3,935.95 ✓

2016-9 Page 42 of 63

Fresno's Chaffee Zoo Corporation General Ledger Report September

Date	Trans.	Journal	Reference	Debit Amount	Credit Amount	Balance
Account: 1-5080-10 (Benefits-Veterinary)						
9/30/2016						<i>Account Ending Balance</i>
						<u>\$40,750.43</u>
1-5131-03						
Account: 1-5131-03 (Payroll Taxes-Animal)						
9/1/2016						<i>Account Beginning Balance</i>
						\$100,735.96
9/2/2016	10829-107	Payroll	Payroll Taxes	\$6,030.16		
9/2/2016	10829-122	Payroll	Payroll Taxes	\$420.37		
9/16/2016	10865-103	Payroll	Payroll Taxes	\$6,079.78		
9/16/2016	10865-118	Payroll	Payroll Taxes	\$421.01		
9/30/2016	10879-88	Payroll	Payroll Taxes	\$6,205.61		
9/30/2016	10879-103	Payroll	Payroll Taxes	\$425.53		
						<i>Account Subtotals</i>
				\$19,582.46	\$0.00	
9/30/2016						<i>Account Net Change</i>
9/30/2016						<u>\$19,582.46</u> ✓
						<i>Account Ending Balance</i>
						<u>\$120,318.42</u>
1-5131-10						
Account: 1-5131-10 (Payroll Taxes-Veterinary)						
9/1/2016						<i>Account Beginning Balance</i>
						\$12,824.69
9/2/2016	10829-108	Payroll	Payroll Taxes	\$789.27		
9/16/2016	10865-104	Payroll	Payroll Taxes	\$788.67		
9/30/2016	10879-89	Payroll	Payroll Taxes	\$802.31		
						<i>Account Subtotals</i>
				\$2,380.25	\$0.00	
9/30/2016						<i>Account Net Change</i>
9/30/2016						<u>\$2,380.25</u> ✓
						<i>Account Ending Balance</i>
						<u>\$15,204.94</u>
1-5153-03						
Account: 1-5153-03 (Retirement Contribution-Animal)						
9/1/2016						<i>Account Beginning Balance</i>
						\$26,198.52
9/2/2016	10829-26	Journal Entry	9/2/2016 retirement match	\$1,516.96		
9/2/2016	10829-35	Journal Entry	9/2/2016 retirement match	\$58.08		
9/16/2016	10865-26	Journal Entry	9/16/2016 retirement match	\$1,519.09		
9/16/2016	10865-35	Journal Entry	9/16/2016 retirement match	\$58.08		
9/30/2016	10879-26	Journal Entry	9/30/2016 retirement match	\$1,527.27		
9/30/2016	10879-35	Journal Entry	9/30/2016 retirement match	\$58.08		
						<i>Account Subtotals</i>
				\$4,737.56	\$0.00	

Fresno's Chaffee Zoo Corporation General Ledger Report September

Date	Trans.	Journal	Reference	Debit Amount	Credit Amount	Balance
Account: 1-5153-03 (Retirement Contribution-Animal)						
9/30/2016						Account Net Change \$4,737.56 ✓
9/30/2016						Account Ending Balance <u>\$30,936.08</u>
1-5153-10						
Account: 1-5153-10 (Retirement Contribution-Veterinary)						
9/1/2016						Account Beginning Balance \$3,590.88
9/2/2016	10829-27	Journal Entry	9/2/2016 retirement match	\$290.64		
9/16/2016	10865-27	Journal Entry	9/16/2016 retirement match	\$290.64		
9/30/2016	10879-27	Journal Entry	9/30/2016 retirement match	\$290.64		
			<i>Account Subtotals</i>	<u>\$871.92</u>	<u>\$0.00</u>	
9/30/2016						Account Net Change \$871.92 ✓
9/30/2016						Account Ending Balance <u>\$4,462.80</u>
1-5165-03						
Account: 1-5165-03 (Salaries-Animal)						
9/1/2016						Account Beginning Balance \$1,305,427.87
9/2/2016	10829-5	Payroll	Salaries	\$79,495.02		
9/2/2016	10829-20	Payroll	Salaries	\$5,561.81		
9/16/2016	10865-5	Payroll	Salaries	\$80,153.83		
9/16/2016	10865-20	Payroll	Salaries	\$5,570.87		
9/16/2016	10879-20	Payroll	Salaries	\$5,562.42		
9/30/2016	10879-5	Payroll	Salaries	\$81,479.22		
			<i>Account Subtotals</i>	<u>\$257,823.17</u>	<u>\$0.00</u>	
9/30/2016						Account Net Change \$257,823.17 ✓
9/30/2016						Account Ending Balance <u>\$1,563,251.04</u>
1-5165-10						
Account: 1-5165-10 (Salaries-Veterinary)						
9/1/2016						Account Beginning Balance \$169,696.09
9/2/2016	10829-6	Payroll	Salaries	\$10,452.11		
9/16/2016	10865-6	Payroll	Salaries	\$10,444.45		
9/30/2016	10879-6	Payroll	Salaries	\$10,487.46		
			<i>Account Subtotals</i>	<u>\$31,384.02</u>	<u>\$0.00</u>	
9/30/2016						Account Net Change \$31,384.02 ✓
9/30/2016						Account Ending Balance <u>\$201,080.11</u>

2016-9 Page 43 of 63

Fresno's Chaffee Zoo Corporation General Ledger Report September

Date	Trans.	Journal	Reference	Debit Amount	Credit Amount	Balance
1-5191-00						
Account: 1-5191-00 (Utilities Gas & Electric)						
9/1/2016						\$334,933.93
						<i>Account Beginning Balance</i>
9/4/2016	10850-270	Accounts Payable	P G & E-Service thru 7/22-8/22/16	\$141.83		
9/4/2016	10850-274	Accounts Payable	P G & E-Service thru 7/22-8/22/16	\$58.00		
9/4/2016	10850-278	Accounts Payable	P G & E-Service thru 7/21-8/21/16	\$38.59		
9/4/2016	10850-288	Accounts Payable	P G & E-Service thru 7/6-8/4/16	\$8,025.78 ✓		
9/20/2016	10877-409	Accounts Payable	P G & E-Service thru 8/6-9/7/16	\$50,638.09 ✓		
9/20/2016	10877-411	Accounts Payable	P G & E-Service thru 8/6-9/7/16	\$1,496.26 ✓		
9/20/2016	10877-415	Accounts Payable	P G & E-Service thru 8/5-9/5/16	\$7,904.88 ✓		
			<i>Account Subtotals</i>	\$68,303.43	\$0.00	
9/30/2016						<i>Account Net Change</i> \$68,303.43 ✓
9/30/2016						<i>Account Ending Balance</i> \$403,237.36
1-5200-03						
Account: 1-5200-03 (Workers Comp-Animal)						
9/1/2016						\$106,884.05
						<i>Account Beginning Balance</i>
9/2/2016	10829-128	Payroll	Workers Comp	\$6,333.28		
9/2/2016	10829-143	Payroll	Workers Comp-Life Support Systems	\$458.45		
9/16/2016	10865-124	Payroll	Workers Comp	\$6,384.63		
9/16/2016	10865-139	Payroll	Workers Comp-Life Support Systems	\$457.87		
9/30/2016	10879-109	Payroll	Workers Comp	\$6,515.30		
9/30/2016	10879-124	Payroll	Workers Comp-Life Support Systems	\$458.69		
			<i>Account Subtotals</i>	\$20,608.22	\$0.00	
9/30/2016						<i>Account Net Change</i> \$20,608.22 ✓
9/30/2016						<i>Account Ending Balance</i> \$127,492.27
1-5200-10						
Account: 1-5200-10 (Workers Comp-Veterinary)						
9/1/2016						\$14,163.04
						<i>Account Beginning Balance</i>
9/2/2016	10829-129	Payroll	Workers Comp	\$855.82		
9/16/2016	10865-125	Payroll	Workers Comp	\$855.25		
9/30/2016	10879-110	Payroll	Workers Comp	\$857.69		
			<i>Account Subtotals</i>	\$2,568.76	\$0.00	
9/30/2016						<i>Account Net Change</i> \$2,568.76 ✓
9/30/2016						<i>Account Ending Balance</i> \$16,731.80

Fresno's Chaffee Zoo Corporation General Ledger Report September

9/1/2016
9/30/2016
9/30/2016

<i>Grand Total Beginning Balance</i>	\$2,625,532.49
<i>Grand Total Net Change</i>	<u>\$467,656.78</u>
<i>Grand Total Ending Balance</i>	<u><u>\$3,093,189.27</u></u>

THE HAY COMPANY

10470 E. MCKINLEY
SANGER, CA 93657
(559) 251-2981

5003-03 0032
5003-03 0141

✓ Ties to general ledger

THE HAY COMPANY

10470 E. MCKINLEY
SANGER, CA 93657
(559) 251-2981

3982.04 ✓
696.80

CUSTOMER P.O. NUMBER _____ DATE Aug 26 20 16

NAME Chaffee Zoo

ADDRESS _____

CITY _____

SOLD BY _____ CASH _____ CHARGE / CUSTOMER ACCOUNT # _____

QUAN.	DESCRIPTION	PRICE	AMOUNT
-------	-------------	-------	--------

4	Max Robert	1875	75 00
5	Show Lamb Mowers	1940	97 00
1	Young's Trumble		14 95
1	Bovite		94 95

Sal wax 200 00

Cont home
14/14/12
Chaffee

TAX	AMOUNT
	355 59
TOTAL	4678 90

TERMS: Bills are due and payable on the 10th of the month. PAST DUE bills are subject to 1 1/2% interest per month. (ANNUAL RATE 18%)

INVOICE

41413

Rec'd By

Sel by Howe + Chip

CUSTOMER P.O. NUMBER _____ DATE Aug 26 20 16

NAME Chaffee Zoo

ADDRESS _____

CITY _____

SOLD BY _____ CASH _____ CHARGE / CUSTOMER ACCOUNT # _____

QUAN.	DESCRIPTION	PRICE	AMOUNT
-------	-------------	-------	--------

	Astrak		
24	Garage	12 95	310 80
2	Delata	12 95	25 90
16	Bondido	12 95	207 20
	Asia		
19	Garage	12 95	246 00
9	Delata	12 95	116 55
6	Dulbrud	19 95	119 70
2	Ahau	7 95	15 90
1	Dma 100		18 30
40	Max Northill	42 45	1698 00
30	Madison Herb Pot	27 50	825 00
1	McDatab		10 01
10	Max Longwood's Air	24 80	248 00

Cont home
14/14/13

TAX	AMOUNT
TOTAL	

TERMS: Bills are due and payable on the 10th of the month. PAST DUE bills are subject to 1 1/2% interest per month. (ANNUAL RATE 18%)

INVOICE

41412

Rec'd By

Sel by Howe + Chip

5003-03
SLC
yf



McRoberts
SALES CO., INC.
SINCE 1968

Sales Invoice

CUSTOMER BILL-TO INFORMATION		CUSTOMER NO	INVOICE NO
FRESNO CHAFFE ZOO		01515	49882
SEE SPREADSHEET		INVOICE DATE	TERMS
894 W. BELMONT		8/19/2016	Net 30
FRESNO	CA 93728	Page 1 of 1	
SALES PERSON	F.O.B.	FREIGHT TERMS	
RYAN	CA, FRESNO	<input checked="" type="checkbox"/> Prepaid <input type="checkbox"/> Collect	
DATE SHIPPED	CUSTOMER ORDER NO.	SHIPPED VIA	
8/19/2016		MINUTEMAN	

CASES	SIZE	COMMODITY	ITEM #	WEIGHT	PRICE	AMOUNT
23.00	2/ 10.00 KG	CAPELIN	78372	1,014.12	\$0.7000 LB	\$709.88
15.00	1/ 16.00 KG	IQF PACIFIC HERRING 6-8"	74553	529.10	\$0.6600 LB	\$349.21

38.00	MESSAGES	OTHER CHARGES	1,543.22	Sub Total	\$1,059.09
		PLUS FREIGHT	\$375.00		
				Other Charges	\$375.00
				Tax 8.2250%	\$87.11
				Total Amount	\$1,521.20 ✓

5803-034

VALLEY PRODUCE, INC.

Sold to Fresno Chapter Zoo Date 8/23/16

P.O. BOX 11664, FRESNO, CALIFORNIA 93774

PHONE (559) 237-3828

e-mail: valleypro@comcast.net

FAX (559) 237-5611

No. C 236777

✓	QUAN.	ITEM	PRICE	AMOUNT	✓	QUAN.	ITEM	PRICE	AMOUNT	✓	QUAN.	ITEM	PRICE	AMOUNT
		Broccoli Florets												
		BROCCOLI Crown /18ct			X	X	EGGS 15/(doz)		150	X	X	CARROTS (50#) / -25#	2458	980
		CAULIFLOWER										Grabits 100/200 ct		
		CELERY			X	X	KALE	16 ⁰⁰	6400			48/1# Carrot		
		CABBAGE white.					LEEKs					Baby Carrot		
		CABBAGE red					CORN					Pinto Beans #100		
		CILANTRO					HERBS							
		SPRING MIX 3#					Basil					J. Yel. Onions		
							Chives					Red Onions		
		LETTUCE					Mint			X	X	Swiss Chard	1675	670
X	X	Green Leaf	15 ⁰⁰	7500			Rosemary					Potatoes		
X	X	Red Leaf	15 ⁰⁰	6000			Thyme					10/5 Russet		
X	X	Romaine	116 ⁰⁰	3200	X	X	OT Flavored Yogurt		300			5/10 Russet		
		SPINACH 2 1/2 #					Apples					Ctn. Russet		
		EGGPLANT			X	X	Apples Gala 125/box		130 ⁰⁰			Red Potatoes ___ sz		
X	X	25# Beets		975			Apples Sliced 100/200			X	X	Veggie Shores		3850
		PARSLEY Flat / Curly			X	X	Cornis Pods		875	X	X	YAMS Medy Jumbo	2800	1400
X	X	TURNIP		2575			Oranges					Jicama		
		GREEN ONIONS					Lemons			X	X	Sprachelli Squash		400
		RADDISH					Limes			X	X	CUCUMBERS		1200
		GREEN BEANS			X	X	Banana's		3300	X	X	ACORN Squash		600
		ASPARAGUS					Raspberries			X	X	SQUASH Butternut		400
(2)	(3)	Sweet Potato	2750	8250	X	X	Blueberries		1200	X	X	Med. I.T. Squash	1900	390
		BELL PEPPER Green					Blackberries			X	X	Yellow Squash		2300
X	X	BELL PEPPER Red		2950	X	X	GRAPES Red		5000			Avocado (Ripe) (3)		270
		Chili Jalapeno					GRAPES Lunch Bunch			X	X	Avocado (Firm)		
		Chili Tomatillo			X	X	Kiwi		900			Garlic (5# Peeled)		
		Chili Long Grn/Pasilla			X	X	Mango's		8000			Garlic -(Whole)		
							Nectarines					Collard Greens	1400	4800
		Alfalfa Sprouts 1#/4oz			X	X	Papaya		2400	X	X	TOMATOES		
		Bean Sprouts					Peach					ROMA TOMATOES		
		Cole Slaw (white cabbage)			X	X	Pear 1/20	26 ⁰⁰	10400			GRAPE TOMATOES		
		Cabbage Shred Red			X	X	Pineapple		900			CHERRY TOMATOES		
		Carrot Shred / Coin			X	X	Plum		2380			- 25# PARSNIP		3475
		Carrot Sticks 2/4			X	X	Strawberry		9500	X	X	MUSHROOMS (sliced)		
		Celery Sticks 2/4										Button Mushroom		
		Yel. Onions Sliced/Diced					MELON					Medium Mushroom	20 ⁰⁰	410
		Red Onions Sliced/Diced			X	X	Cantaloupe		1550			Portabella Mushroom		
		Tossed Salad / SC			X	X	Honeydew		8000	X	X	12/8 oz. Mushroom		
		Shred Lettuce			X	X	Watermelon #		2400					
		Cabbage/Romaine Blend			X	X								

ORDER FILLED BY

DELIV. BY

REC'D IN GOOD ORDER BY

O.O.D.

TOTAL ▶

183120 ✓

TERMS: NET CASH - A FINANCE CHARGE OF 1 1/2 % PER MONTH (18% PER YEAR) WILL BE CHARGED ON PAST DUE ACCOUNTS. ALL CLAIMS FOR RETURN OF GOODS MUST BE MADE WITHIN 24 HOURS AFTER RECEIPT OF MERCHANDISE.

THANK YOU

Page 18 of 23

SLT 9/7



503-13
ky

O.H. Kruse Grain & Milling
A Division of Western Milling, LLC

Invoice Type: CHARGE
Operator: MMT
Order No.: 522187
Ship Date: 08/17/16

Invoice No.: 119482
Invoice Date: 08/16/16
Price List: 0715
Control No.: 80416

GOSHEN SACK WHSE

Page: 1

Bill To: 264690
RELIABLE PROTEIN PRODUCTS
21001 NORTH TATUM BLVD.
SUITE 1630-620
PHOENIX ARIZONA 85050
UNITED STATES

Ship To: 264690 1
FRESNO ZOO-ROEDING PARK-SHPTO
894 WEST BELMONT AVENUE
FRESNO CALIFORNIA 93728
UNITED STATES

Phone #: (559) 621-5700

Terms: NET 30 DAYS
P.O.#:
Vessel:
Booking #:

Via/Carrier:
Car/Load #:
Container:
Seal #:

Salesman: Eric Brandenburg (559-972-7359)
Freight: 120.00 FOB: 0 EOA: N

Quantity	UOM	Product #	Description	F.	FOB/DEL	Contract	Wgt. Cert.	Price	Tons	Amount	Tax
100.000	40# Bag	540024	SDZOO HI FIBER ADF25 PLT 1/4 Lot #: 008656221					11.3500	2.000	1,135.00	
-2.000	EACH	23	FULL PALLET DISCOUNTS - SA					4.0000		-8.00	
2.000		5	SHIPPING CHARGES					120.0000		120.00	

Total Tons: 2.000

Items Total: \$1,247.00

Final Invoice Total: \$1,247.00

Shipping Instructions: DO NOT INVOICE UNTIL YOU RECEIVE PAPEROWRK BACK SEND OUT ON 4 PART WITH NO PRICING - DO NOT INVOICE CALL GARY @ 1-480-361-3940 WITH ANY SHORTAGES CALL GARY @ 1-480-361-3940 WITH ANY SHORTAGES

VALLEY PRODUCE, INC.

Sold to

PHONE (559) 237-3328

Date

8/30/16

P.O. BOX 11664, FRESNO, CALIFORNIA 93774

FAX (559) 237-5611

No. C

237377

e-mail: valleypro@comcast.net

Fresno 200 6003-03

✓	QUAN.	ITEM	PRICE	AMOUNT	✓	QUAN.	ITEM	PRICE	AMOUNT	✓	QUAN.	ITEM	PRICE	AMOUNT
		Broccoli Florets										Jumbo Carrot		135
✓	(10)	BROCCOLI Crown (18cl)	1550	15500	✓	(1)	EGGS 15/doz	2500	2500	✓	(4)	CARROTS (50#/-25#)	2150	98
		CAULIFLOWER					Qt yogurt	350				Grabits 100/200 ct		
✓	(10)	CELERY	1550	15500			KALE	1600	6400			48/1# Carrot		
		CABBAGE white					LEEEKS					Baby Carrot		
		CABBAGE red					CORN					Pinto Beans #100		
		CILANTRO					HERBS			✓	(1)	Black eye peas		79
		SPRING MIX 3#					Basil					J. Yel. Onions		
✓	(10)	Cactus Prick	1875	18750			Chives					Red Onions		
		LETTUCE					Mint			✓	(10)	Chollard greens	2250	450
✓	(15)	Green Leaf	1500	7500			Rosemary					Potatoes		
✓	(4)	Red Leaf	1500	6000			Thyme					10/5 Russet		
✓	(16)	Romaine	1500	24000			Parsnip 20#	3375				5/10 Russet		
		SPINACH 2 1/2 #					Apples GALIA	2400	12000			Ctn. Russet		
		EGGPLANT					Apples					Red Potatoes sz		
✓	(1)	Dried milk 25# 102	150	150			Apples Sliced 100/200			✓	(10)	Dried fig		322
		PARSLEY Flat / Curly					Kiwi	9000	9000			YAMS Med/Jumbo	2650	106
✓	(10)	Beets 25#	1950	19500			Oranges 113	2250				Jicama		
		GREEN ONIONS					Lemons			✓	(2)	Spaghetti Squash		406
		RADDISH					Limes			✓	(15)	CUCUMBERS		135
		GREEN BEANS					Banana's	6300	6300	✓	(3)	Butternut Squash		606
		ASPARAGUS					Raspberries			✓	(2)	SQUASH Acorn		400
✓	(10)	BELL PEPPER Green	600	6000			Blueberries			✓	(15)	Med. I.T. Squash		2100
		BELL PEPPER Red					Blackberries	1200		✓	(10)	Yellow Squash		2005
		Chili Jalapeno					GRAPES Red			✓	(2)	Spatti Squash		400
		Chili Tomatillo					GRAPES Lunch Bunch			✓	(3)	Avocado (Ripe)		360
		Chili Long Grn/Pasilla					Peanut Butter	600				Avocado (Firm)		
✓	(10)	Turnip	2500	25000			Mango's	950	5700			Garlic (5#Peeled)		
		Alfalfa Sprouts 1#/4oz					Nectarines	2300				Garlic -(Whole)		
		Bean Sprouts					Papaya	2100		✓	(3)	Swiss chard	1100	400
		Cole Slaw(white cabbage)					Peach			✓	(10)	TOMATOES		1900
		Cabbage Shred Red					Pear	2600	10400			ROMA TOMATOES		
		Carrot Shred / Coin					Pineapple	900				GRAPE TOMATOES		
		Carrot Sticks 2/4					Plum					CHERRY TOMATOES		
		Celery Sticks 2/4					Strawberry	800		✓	(4)	Frozen Veggie		900
		Yel. Onions Sliced/Diced					Grapefruit	1800		✓	(2)	Frozen Corn		350
		Red Onions Sliced/Diced					MELON					MUSHROOMS (sliced)		
		Tossed Salad / SC					Cantaloupe	1350				Button Mushroom		
		Shred Lettuce					Honeydew	4000	4000	✓	(10)	Medium Mushroom		2050
		Cabbage/Romaine Blend					Watermelon #	2900				Portabella Mushroom		
							Potatoes 100#	550				12/8 oz. Mushroom		

ORDER FILLED BY

DELIV. BY

REC'D IN GOOD ORDER BY

C.O.D.

TOTAL ▶

163810 ✓

TERMS: NET CASH - A FINANCE CHARGE OF 1 1/2 % PER MONTH (18% PER YEAR) WILL BE CHARGED ON PAST DUE ACCOUNTS. ALL CLAIMS FOR RETURN OF GOODS MUST BE MADE WITHIN 24 HOURS AFTER RECEIPT OF MERCHANDISE.

THANK YOU

MZ

SLT ✓ 9-15

VALLEY PRODUCE, INC.

P.O. BOX 11664, FRESNO, CALIFORNIA 93774
e-mail: valleypro@comcast.net

Sold to

Fresno Zoo 5003-03
PHONE (559) 237-3328
FAX (559) 237-5611

Date

9/10

No. C 237474

✓	QUAN.	ITEM	PRICE	AMOUNT	✓	QUAN.	ITEM	PRICE	AMOUNT	✓	QUAN.	ITEM	PRICE	AMOUNT
		Broccoli Florets				(3)	Qts Flower Yogurt	10.50			(15)	Jumbo Carrot	13.00	
		BROCCOLI Crown (18ct)	15.00				EGGS 15/doz				(15)	CARROTS (50# / 25#)	20.00	
	(5)	CAULIFLOWER	6.25				Beets	21.00				Grabits 100/200 ct		
	(2)	CELERY	29.00				KALE	62.00				48/1# Carrot		
		CABBAGE white					LEEKS	8.50				Baby Carrot		
		CABBAGE red					CORN					Pinto Beans #100		
		CILANTRO					HERBS				(3)	Swiss chard	54.00	
		SPRING MIX 3#					Basil					J. Yel. Onions		
	(10)	Cactus Pads	20.00				Chives					Red Onions		
		LETTUCE					Mint				(2)	chard green	48.00	
	(5)	Green Leaf	80.00				Rosemary					Potatoes		
	(4)	Red Leaf	60.00				Thyme					10/5 Russet		
	(14)	Romaine	233.00				Apples	189.00				5/10 Russet		
		SPINACH 2 1/2 #					Apples					Ctn. Russet		
		EGGPLANT					Apples Sliced 100/200				(1)	Red Potatoes sz		
	(2)	Turnip	52.00								(1)	Russet	35.50	
		PARSLEY Flat / Curly									(15)	YAMS Med / Jumbo	142.50	
							Oranges	22.50				Jicama		
		GREEN ONIONS					Lemons	2.50			(3)	speyati squash	6.00	
		RADDISH					Limes				(15)	CUCUMBERS	13.50	
	(5)	GREEN BEANS	7.00				Banana's	110.00			(3)	Green Squash	6.00	
		ASPARAGUS					Raspberries				(3)	SQUASH Butternut	6.00	
							Blueberries	13.50			(1)	Med. I.T. Squash	23.00	
	(10)	BELL PEPPER Green	18.00				Blackberries					Yellow Squash		
		BELL PEPPER Red					GRAPES Red	52.00			(1)	Sweet potatoes	112.00	
		Chili Jalapeno					GRAPES Lunch Bunch				(3)	Avocado (Ripe)	3.90	
		Chili Tomatillo					Kivi	15.50				Avocado (Firm)		
		Chili Long Grn/Pasilla					Mango's	88.00				Garlic (5# Peeled)		
							Nectarines					Garlic -(Whole)		
		Alfalfa Sprouts 1#/4oz					Papaya	22.40						
		Bean Sprouts					Peach				(1)	TOMATOES	20.50	
		Cole Slaw (white cabbage)					Pear 120ct	108.00				ROMA TOMATOES		
		Cabbage Shred Red					Pineapple	8.70				GRAPE TOMATOES		
		Carrot Shred / Coin					Plum					CHERRY TOMATOES		
		Carrot Sticks 2/4					Strawberry	7.60			(1)	frozen veggie	19.00	
		Celery Sticks 2/4									(1)	Jelly Beans	18.00	
		Yel. Onions Sliced/Diced					MELON					MUSHROOMS (sliced)		
		Red Onions Sliced/Diced					Cantaloupe	12.00				Button Mushroom		
		Tossed Salad / SC					Honeydew	6.90			(1)	Medium Mushroom	38.00	
		Shred Lettuce					Watermelon #	28.00				Portabella Mushroom		
		Cabbage/Romaine Blend					Apple Juice	12.00				12/8 oz. Mushroom		

ORDER FILLED BY

DELIV. BY

REC'D IN GOOD ORDER BY


C.O.D.

TOTAL 2,004.75 ✓

TERMS: NET CASH - A FINANCE CHARGE OF 1 1/2 % PER MONTH (18% PER YEAR) WILL BE CHARGED ON PAST DUE ACCOUNTS.
ALL CLAIMS FOR RETURN OF GOODS MUST BE MADE WITHIN 24 HOURS AFTER RECEIPT OF MERCHANDISE.

THANK YOU

MZ



McRoberts®
SALES CO., INC.
SINCE 1968

Sales Invoice

CUSTOMER BILL INFORMATION				CUSTOMER NO		INVOICE NO		
FRESNO CHAFFE ZOO				01515		49985		
SEE SPREADSHEET				INVOICE DATE		TERMS		
894 W. BELMONT				9/7/2016		Net 30		
FRESNO		CA 93728		Page 1 of 1				
SALES PERSON		BILL TO		PAYMENT TERMS				
RYAN		CA, FRESNO		<input checked="" type="checkbox"/> Prepaid <input type="checkbox"/> Collect				
INVOICE DATE		CUSTOMER ORDER NO.		SHIPMENT NO.				
9/7/2016				MINUTEMAN				
QUANTITY	SIZE	UNIT	DESCRIPTION	LOT #	PRICE	UNIT PRICE	AMOUNT	
23.00	2 1/2	10.00 KG	CAPELIN	78372	1,014.12	\$0.7000 LB	\$709.88	
23.00	1 1/2	16.00 KG	100% PACIFIC HERRING 5-8"	74553	811.29	\$0.6700 LB	\$543.56	
<p>5003 80048-03 y SLC</p>								
46.00		ADDRESS(ES)		QUANTITY(ES)		1,825.41	Sub Total	\$1,253.44
				PLUS FREIGHT		\$400.00		
							Other Charges	\$400.00
							Tax 8.2250%	\$103.10
							Total Amount	\$1,756.54 ✓

M2

THE HAY COMPANY
10470 E. MCKINLEY
SANGER, CA 93657
(559) 251-2981

4487 84 ✓
691 07

5003 03
w

CUSTOMER P.O. NUMBER _____ DATE Sept 9 20 14
NAME Chapman Zoo
ADDRESS _____
CITY _____

SOLD BY _____ CASH _____ CHARGE CUSTOMER ACCOUNT # _____

QUAN.	DESCRIPTION	PRICE	AMOUNT
12	Apple	12.95	233.10
4	Orchard	12.95	51.80
10	Orchard	19.95	199.50
1	Apple		7.95
12	Apple	12.95	155.40
4	Orchard	12.95	51.80
20	Blackberry	19.95	399.00
3	Apple	32.48	103.44
1	Apple		12.95
2	Apple	32.95	77.90
33K	Apple	32.50	1670.00
2	Apple	31.97	147.88
20	Man Wood	27.50	2200.00
	TAX		
	TOTAL		

TERMS: Bills are due and payable on the 10th of the month. PAST DUE bills are subject to 1 1/2% interest per month. (ANNUAL RATE 18%)

INVOICE

141554 Rec'd By Del by Chap T. J. 12

THE HAY COMPANY
10470 E. MCKINLEY
SANGER, CA 93657
(559) 251-2981

CUSTOMER P.O. NUMBER _____ DATE Sept 9 20 14
NAME Herrera Zoo
ADDRESS _____
CITY _____

SOLD BY _____ CASH _____ CHARGE CUSTOMER ACCOUNT # _____

QUAN.	DESCRIPTION	PRICE	AMOUNT
1	Apple		12.95
2	Orchard	19.60	39.20
1	Apple		13.90
1	Apple		51.60
5	Apple	24.80	124.00
10	Orchard	19.40	111.40
	TAX		200.00
	TOTAL		389.79
	TOTAL		5127.91

TERMS: Bills are due and payable on the 10th of the month. PAST DUE bills are subject to 1 1/2% interest per month. (ANNUAL RATE 18%)

INVOICE

141555 Rec'd By Del by Chap T. J. 12

2016-9 Page 56 of 68

Ordered Saturday Will Deliver Thursday

VALLEY PRODUCE, INC.

P.O. BOX 11664, FRESNO, CALIFORNIA 93774
e-mail: valleypro@comcast.net

Sold to Fresno Chaffin Zoo Date 9-13-16

PHONE (559) 237-7328
FAX (559) 237-5611

50303

No. C 237322

✓	QUAN.	ITEM	PRICE	AMOUNT	✓	QUAN.	ITEM	PRICE	AMOUNT	✓	QUAN.	ITEM	PRICE	AMOUNT
		Broccoll Florets					EGGS 15/doz					CARROTS (50#) 25#		125.00
		BROCCOLI Crown /18ct					WH. Whole Milk		2240			Grabits 100/200 ct		
X		CAULIFLOWER		1025	X		KALE		9650			48/1# Carrot		
		CELERY			X		LEEKs		1250			Baby Carrot		
		CABBAGE white			X		CORN		2400			Pinto Beans #100		
		CABBAGE red			X		HERBS							
		CILANTRO					Basil					J. Yel. Onions		
		SPRING MIX 3#					Chives					Red Onions		
X		Beets 25#		2015			Mint				X	Home Turnip		2515
		LETTUCE					Rosemary					Potatoes		
X		Green Leaf		8250			Thyme					10/5 Russet		
X		Red Leaf		6600			all Apples		15600			5/10 Russet		
X		Romaine		28400			Apples Gala					Ctn. Russet		
		SPINACH 2 1/2 #			X		Apples					Red Potatoes ___ sz		
		EGGPLANT					Apples Sliced 100/200				X	Sweet Potatoes		116.00
X		Cactus Pods		2175			Kiwi		14000	X		YAMS (Med) Jumbo		102.00
		PARSLEY Flat / Curly			X		Oranges		2500			Jicama		
		GREEN ONIONS			X		Lemons		2000	X		Collard Greens		1900
		RADDISH			X		Limes			X		CUCUMBERS		500
X		GREEN BEANS		750	X		Banana's		8400	X		Acorn Squash		400
		ASPARAGUS					Raspberries			X		SQUASH Butternut		600
							Blueberries			X		Med. I.T. Squash		3800
X		BELL PEPPER Green		2300	X		Blackberries		16000	X		Yellow Squash		26.00
		BELL PEPPER Red			X		GRAPES Red		2500	X		Speq. Squash		400
X		Chilli Jalapeno		180			GRAPES Lunch Bunch					Avocado (Ripe)		
		Chilli Tomatillo										Avocado (Firm)		380
		Chilli Long Grn/Pasilla			X		Mango's		8800	X		Garlic (5#Peeled)		
							Nectarines					Garlic -(Whole)		
		Alfalfa Sprouts 1#/4oz			X		Papaya		500	X		Swiss Chard		3350
		Bean Sprouts			X		Peach 5#		600	X		TOMATOES LL		1950
		Cole Slaw(white cabbage)			X		Pear		2700	5400		ROMA TOMATOES		
		Cabbage Shred Red			X		Pineapple 2		600			GRAPÉ TOMATOES		
		Carrot Shred / Coin			X		Plum					CHERRY TOMATOES		
		Carrot Sticks 2/4			X		Strawberry		680	X		Froz. Veggie		1000
		Celery Sticks 2/4			X					X		Froz. CORN		250
		Yel. Onions Sliced/Diced					MELON					MUSHROOMS (sliced)		
		Red Onions Sliced/Diced			X		Cantaloupe		1320			Button Mushroom		
		Tossed Salad / SC			X		Honeydew		6000	X		Medium Mushroom		4100
		Shred Lettuce			X		Watermelon #		2400			Portabella Mushroom		
		Cabbage/Romaine Blend			X							12/8 oz. Mushroom		

ORDER FILLED BY _____ DELIV. BY _____ REC'D IN GOOD ORDER BY _____ C.O.D.

TOTAL ▶ 178560

TERMS: NET CASH - A FINANCE CHARGE OF 1 1/2 % PER MONTH (18% FEB 25) WILL BE CHARGED ON PAST DUE ACCOUNTS. ALL CLAIMS FOR RETURN OF GOODS MUST BE MADE WITHIN 24 HOURS AFTER RECEIPT OF MERCHANDISE. THANK YOU

VALLEY PRODUCE, INC.

P.O. BOX 11664, FRESNO, CALIFORNIA 93774
e-mail: valleypro@comcast.net

Sold to

Fresno Zoo

Date

9-17-16

PHONE (559) 237-3328
FAX (559) 237-5611

No. C 237896

503-03

✓	QUAN.	ITEM	PRICE	AMOUNT	✓	QUAN.	ITEM	PRICE	AMOUNT	✓	QUAN.	ITEM	PRICE	AMOUNT
		Broccoli Florets			<i>✓</i>	<i>3</i>	Swiss chard	<i>1650</i>	<i>4950</i>	<i>✓</i>	<i>25</i>	Jumbo Carrots		<i>1550</i>
		BROCCOLI Crown /18ct			<i>✓</i>	<i>4</i>	EGGS 15/doz			<i>✓</i>	<i>4</i>	CARROTS (60#) 25#		<i>100.00</i>
		CAULIFLOWER			<i>✓</i>	<i>10</i>	chopped green	<i>4400</i>				Grabits 100/200 ct		
		CELERY	<i>2800</i>		<i>✓</i>	<i>14</i>	KALE	<i>1550</i>	<i>6200</i>			48/1# Carrot		
		CABBAGE white			<i>✓</i>	<i>1</i>	LEEKS					Baby Carrot		
		CABBAGE red			<i>✓</i>	<i>1</i>	CORN					Pinto Beans #100		
		CILANTRO			<i>✓</i>	<i>1</i>	HERBS							
		SPRING MIX 3#			<i>✓</i>	<i>1</i>	Basil					J. Yel. Onions		
		LETTUCE			<i>✓</i>	<i>1</i>	Chives					Red Onions		
		Green Leaf		<i>8500</i>	<i>✓</i>	<i>1</i>	Mint			<i>✓</i>	<i>3</i>	Sweet potato 25#	<i>8700</i>	
		Red Leaf	<i>1700</i>	<i>6800</i>	<i>✓</i>	<i>1</i>	Rosemary					Potatoes		
		Romaine		<i>28900</i>	<i>✓</i>	<i>1</i>	Thyme					10/5 Russet		
		SPINACH 2 1/2 #			<i>✓</i>	<i>10</i>	Apples Gala	<i>2400</i>	<i>14400</i>			5/10 Russet		
		EGGPLANT			<i>✓</i>	<i>1</i>	Apples Sliced 100/200			<i>✓</i>	<i>10</i>	Ctn. Russet		
		PARSLEY Flat / Curly	<i>1125</i>		<i>✓</i>	<i>1</i>	Apples			<i>✓</i>	<i>10</i>	Red Potatoes ___ sz		
		GREEN ONIONS			<i>✓</i>	<i>1</i>	Oranges 113	<i>2500</i>				Barto 25#	<i>1975</i>	
		RADDISH			<i>✓</i>	<i>1</i>	Lemons			<i>✓</i>	<i>15</i>	YAMS (Med/Jumbo)	<i>2400</i>	<i>1200</i>
		GREEN BEANS	<i>750</i>		<i>✓</i>	<i>1</i>	Limes			<i>✓</i>	<i>15</i>	Jicama		
		ASPARAGUS			<i>✓</i>	<i>1</i>	Banana's	<i>2075</i>	<i>8300</i>	<i>✓</i>	<i>1</i>	Turkey	<i>2475</i>	
		BELL PEPPER Green	<i>2025</i>		<i>✓</i>	<i>1</i>	Raspberries			<i>✓</i>	<i>1</i>	CUCUMBERS	<i>1050</i>	
		BELL PEPPER Red			<i>✓</i>	<i>1</i>	Blueberries			<i>✓</i>	<i>1</i>	Squash (Squash)	<i>200</i>	
		Chill Jalapeno	<i>180</i>		<i>✓</i>	<i>1</i>	Blackberries	<i>1500</i>		<i>✓</i>	<i>1</i>	SQUASH (corn)	<i>400</i>	
		Chill Tomatillo			<i>✓</i>	<i>1</i>	GRAPES Red	<i>2500</i>	<i>5000</i>	<i>✓</i>	<i>1</i>	Med. I.T. Squash	<i>1650</i>	
		Chill Long Grn/Pasilla			<i>✓</i>	<i>1</i>	GRAPES Lunch Bunch			<i>✓</i>	<i>1</i>	Yellow Squash	<i>2200</i>	
		Cactus Pads	<i>2175</i>		<i>✓</i>	<i>1</i>	Whole milk	<i>1920</i>		<i>✓</i>	<i>1</i>	Butternut squash	<i>400</i>	
		Alfalfa Sprouts 1#/4oz			<i>✓</i>	<i>1</i>	Mango's	<i>8000</i>		<i>✓</i>	<i>1</i>	Avocado (Ripe)	<i>240</i>	
		Bean Sprouts			<i>✓</i>	<i>1</i>	Nectarines	<i>450</i>		<i>✓</i>	<i>1</i>	Avocado (Firm)		
		Cole Slaw (white cabbage)			<i>✓</i>	<i>1</i>	Papaya	<i>1125</i>	<i>4500</i>	<i>✓</i>	<i>1</i>	Garlic (5#Peeled)		
		Cabbage Shred Red			<i>✓</i>	<i>1</i>	Peach	<i>700</i>		<i>✓</i>	<i>1</i>	Garlic -(Whole)		
		Carrot Shred / Coin			<i>✓</i>	<i>1</i>	Pear	<i>1200</i>	<i>2400</i>	<i>✓</i>	<i>1</i>	Frozen Veggie	<i>1900</i>	
		Carrot Sticks 2/4			<i>✓</i>	<i>1</i>	Pineapple	<i>600</i>		<i>✓</i>	<i>1</i>	TOMATOES		
		Celery Sticks 2/4			<i>✓</i>	<i>1</i>	Plum			<i>✓</i>	<i>1</i>	ROMA TOMATOES		
		Yel. Onions Sliced/Diced			<i>✓</i>	<i>1</i>	Strawberry	<i>800</i>	<i>800</i>	<i>✓</i>	<i>1</i>	GRAPE TOMATOES		
		Red Onions Sliced/Diced			<i>✓</i>	<i>1</i>	Drift Fries	<i>3300</i>		<i>✓</i>	<i>1</i>	CHERRY TOMATOES		
		Tossed Salad / SC			<i>✓</i>	<i>1</i>	MELON					18" Roll plastic WRAP	<i>3700</i>	<i>21</i>
		Shred Lettuce			<i>✓</i>	<i>1</i>	Cantaloupe	<i>1300</i>				MUSHROOMS (sliced)		
		Cabbage/Romaine Blend			<i>✓</i>	<i>1</i>	Honeydew	<i>600</i>	<i>600</i>	<i>✓</i>	<i>1</i>	Button Mushroom		
					<i>✓</i>	<i>1</i>	Watermelon #	<i>3200</i>	<i>3200</i>	<i>✓</i>	<i>1</i>	Medium Mushroom	<i>2050</i>	
					<i>✓</i>	<i>1</i>						Portabella Mushroom		
					<i>✓</i>	<i>1</i>						12/8 oz. Mushroom		

ORDER FILLED BY

DELIV. BY

REC'D IN GOOD ORDER BY

C.O.D.

TOTAL ▶

182740

TERMS: NET CASH - A FINANCE CHARGE OF 1 1/2 % PER MONTH (48% PER ANNUUM) WILL BE CHARGED ON PAST DUE ACCOUNTS.
ALL CLAIMS FOR RETURN OF GOODS MUST BE MADE WITHIN 24 HOURS AFTER RECEIPT OF MERCHANDISE.

THANK YOU



ENERGY STATEMENT

www.pge.com/MyEnergy

Account No: 7044237853-8
Statement Date: 08/12/2016
Due Date: 08/29/2016

Service For:

FRESNO'S CHAFFEE ZOO CORPORATION
890 W BELMONT AVE
FRESNO, CA 93728

Your Account Summary

Amount Due on Previous Statement	\$8,033.13
Payment(s) Received Since Last Statement	-8,033.13
Previous Unpaid Balance	\$0.00
Current Electric Charges	\$8,025.78

Total Amount Due by 08/29/2016 \$8,025.78 ✓

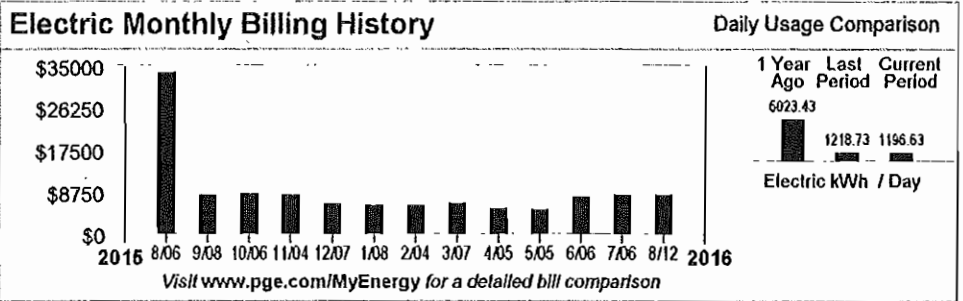
Questions about your bill?

24 hours, 7 days/wk 1-800-468-4743
Business Specialist available:
Mon-Sat: 7am to 9pm
www.pge.com/MyEnergy

Local Office Address

705 P ST
FRESNO, CA 93721

BC



Important Messages

Call 811 before you dig. A common cause of pipeline accidents is damage from digging. If you plan on doing any digging, such as planting a tree or installing a fence, please call 811 at least two working days before you dig. One free call will notify underground utilities to mark the location of underground lines, helping you to plan a safe project.





ENERGY STATEMENT

www.pge.com/MyEnergy

Account No: 7044237853-8
Statement Date: 08/12/2016
Due Date: 08/29/2016

Details of Electric Charges

07/06/2016 - 08/04/2016 (30 billing days)

Service For: 890 W BELMONT AVE
Service Agreement ID: 7044237158

Service Information

Meter # 1004578075
Total Usage 35,899.000000 kWh
Serial L
Rotating Outage Block 8H

07/06/2016 - 08/04/2016

Rate Schedule: NEMEXPM Net Energy Metering Service

Net Charges \$7,972.58
Energy Commission Tax 53.20

Total Electric Charges \$8,025.78





ENERGY STATEMENT

www.pge.com/MyEnergy

Account No: 5915064925-5
Statement Date: 09/07/2016
Due Date: 09/26/2016

Service For:

FRESNO'S CHAFFEE ZOO CORPORATION
894 W BELMONT AVE
FRESNO, CA 93728

Your Account Summary

Amount Due on Previous Statement	\$50,790.27
Payment(s) Received Since Last Statement	-50,790.27
Previous Unpaid Balance	\$0.00
Current Electric Charges	\$50,638.09

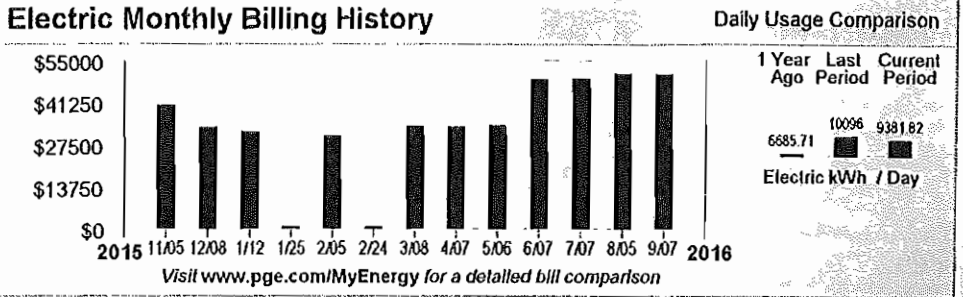
Total Amount Due by 09/26/2016 \$50,638.09 ✓

Questions about your bill?

24 hours, 7 days/wk 1-800-468-4743
Business Specialist available:
Mon-Sat: 7am to 9pm
www.pge.com/MyEnergy

Local Office Address

705 P ST
FRESNO, CA 93721





ENERGY STATEMENT

www.pge.com/MyEnergy

Account No: 5915064925-5

Statement Date: 09/07/2016

Due Date: 09/26/2016

Details of Electric Charges

08/06/2016 - 09/07/2016 (33 billing days)

Service For: 894 W BELMONT AVE

Service Agreement ID: 5915064969

Rate Schedule: E19P Medium General Demand-Metered TOU Service

08/06/2016 - 09/07/2016

Customer Charge	33 days @ \$32.85421	\$1,084.19
Demand Charge		
Max Peak	576.000000 kW @ \$16.67000	9,601.92
Max Part Peak	552.000000 kW @ \$4.56000	2,517.12
Max Demand	612.000000 kW @ \$14.05000	8,598.60
Energy Charges		
Peak	66,000.000000 kWh @ \$0.13716	9,052.56
Part Peak	63,600.000000 kWh @ \$0.09920	6,309.12
Off Peak	180,000.000000 kWh @ \$0.07479	13,462.20
Power Factor Adjustment (@ 90.00% Power Factor)		-77.40
Energy Commission Tax		89.78

Total Electric Charges \$50,638.09

Service Information

Meter #	1009974683
Current Meter Reading	3,190
Prior Meter Reading	2,932
Difference	258
Meter Constant	1,200.000000
Total Usage	309,600.000000 kWh

Meter #	1009974683
Current Meter Reading	1,410
Prior Meter Reading	1,287
Difference	123
Meter Constant	1,200.000000
Reactive Power	147,600.000000 kVar

Serial	L
Rotating Outage Block	8H



Service For:

FRESNO'S CHAFFEE ZOO CORPORATION
894 W BELMONT AVE
FRESNO, CA 93728

Your Account Summary

Credit Balance on Previous Statement	-\$2,608.11
Payment(s) Received Since Last Statement	0.00
Outstanding Credit Balance	-\$2,608.11
Current Gas Charges	\$1,496.26

Questions about your bill?

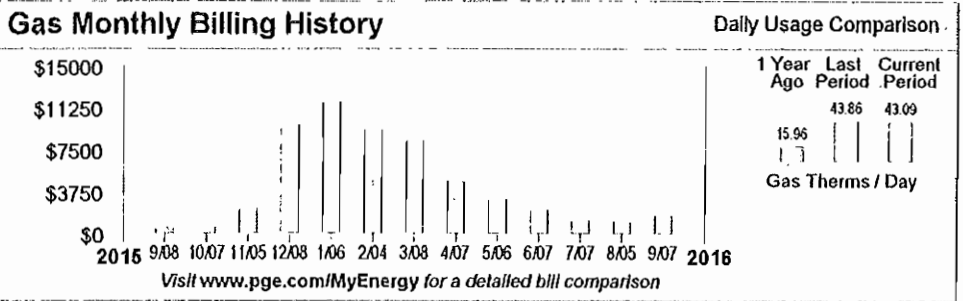
24 hours, 7 days/wk 1-800-468-4743
Business Specialist available:
Mon-Sat: 7am to 9pm
www.pge.com/MyEnergy

CREDIT BALANCE - NO PAYMENT DUE **-\$1,111.85**

Local Office Address

705 P ST
FRESNO, CA 93721

BW



No payment is due. Please retain for your records. Thank you.

999019344976816000014962600000000000



Account Number:
1934497681-6

Total Amount Due:
No Payment Due

819830026772 01 AT 0.396 138 5973 3
FRESNO'S CHAFFEE ZOO CORPORATION
894 W BELMONT AVE
FRESNO, CA 93728-2807

PG&E
BOX 997300
SACRAMENTO, CA 95899-7300





ENERGY STATEMENT

www.pge.com/MyEnergy

Account No: 1934497681-6

Statement Date: 09/07/2016

Due Date: 09/26/2016

Details of Gas Charges

08/06/2016 - 09/07/2016 (33 billing days)

Service For: 894 W BELMONT AVE
Service Agreement ID: 1934497465
Rate Schedule: GNR1 Gas Service to Small Commercial Customers

08/06/2016 – 08/31/2016

Customer Charge	26 days @ \$2.14936	\$55.88
Gas Charges		
First 4,000 Therms/month	1,120.363636 Therms @ \$0.95166	1,066.21
Gas PPP Surcharge (\$0.04371/Therm)		48.97
Fresno Recovery Fee		11.22

09/01/2016 – 09/07/2016

Customer Charge	7 days @ \$2.14936	\$15.05
Gas Charges		
First 4,000 Therms/month	301.636364 Therms @ \$0.93743	282.76
Gas PPP Surcharge (\$0.04371/Therm)		13.19
Fresno Recovery Fee		2.98

Total Gas Charges \$1,496.26 ✓

Service Information

Meter #	61202044
Current Meter Reading	66,714
Prior Meter Reading	65,686
Difference	1,028
Multiplier	1.383514
Total Usage	1,422.000000 Therms
Serial	L

Gas Procurement Costs (\$/Therm)

08/06/2016 - 08/31/2016	\$0.29368
09/01/2016 - 09/07/2016	\$0.27945

Additional Messages

Customer Charge To help deliver safe, reliable and affordable gas service to your business, PG&E charges a customer fee which is based on your highest average daily gas usage within the past 12 months. For the billing period ending on 01/06/2016, your highest average daily gas usage was 521.5 therms.





ENERGY STATEMENT

www.pge.com/MyEnergy

Account No: 7044237853-8

Statement Date: 09/06/2016

Due Date: 09/23/2016

Service For:

FRESNO'S CHAFFEE ZOO CORPORATION
890 W BELMONT AVE
FRESNO, CA 93728

Your Account Summary

Amount Due on Previous Statement	\$8,025.78
Payment(s) Received Since Last Statement	0.00
Previous Unpaid Balance	\$8,025.78
Current Electric Charges	\$7,904.88

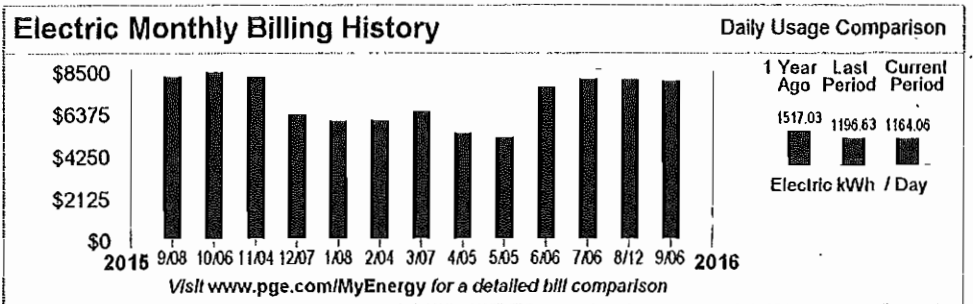
Questions about your bill?

24 hours, 7 days/wk 1-800-468-4743
Business Specialist available:
Mon-Sat: 7am to 9pm
www.pge.com/MyEnergy

Total Amount Due by 09/23/2016 \$15,930.66

Local Office Address

705 P ST
FRESNO, CA 93721





ENERGY STATEMENT

www.pge.com/MyEnergy

Account No: 7044237853-8
Statement Date: 09/06/2016
Due Date: 09/23/2016

Details of Electric Charges

08/05/2016 - 09/05/2016 (32 billing days)

Service For: 890 W BELMONT AVE
Service Agreement ID: 7044237158

Service Information

Meter # 1004578075
Total Usage 37,250.000000 kWh
Serial L
Rotating Outage Block 8H

08/05/2016 - 09/05/2016

Rate Schedule: NEMEXPM Net Energy Metering Service

Net Charges \$7,840.88
Energy Commission Tax 64.00

Total Electric Charges \$7,904.88 ✓

