



Fresno Chaffee Zoo • 894 West Belmont Avenue • Fresno, California 93728
 Phone (559) 498-5910 • Fax (559) 264-9226

Disbursement Claim for Measure Z Funds

Disbursement Claim #: 2017-06

Claim Submission Date: 07/07/17

Request Details

Invoice Date or Date Range (if multiple invoices)	Approved Monthly Budget Covering Invoiced Month(s)	Variance Explanation	Description	Amount Requested
6/1/17-6/30/17	\$ 258,302.94		Animal Dept. Salary & Benefits 14/	\$ 251,092.36
6/1/17-6/30/17	\$ 31,065.97		Veterinary Dept. Salary & Benefits 16/	\$ 23,563.39
6/1/17-6/30/17	\$ 33,333.33		Animal Feed 17/	\$ 32,980.16 \$32,976.91
6/1/17-6/30/17	\$ 52,083.33	Timing of Invoices	Utilities (Gas & Electric) 39/	\$ 65,739.82
	\$ 10.00		Wire Fee	\$ 10.00
				\$ 373,385.73 \$373,382.48
				\$ (10.00)
	\$ 374,795.57		TOTAL AMOUNT REQUESTED	\$ 373,375.73 \$373,372.48

251,092.360	+
23,563.390	+
32,976.910	+
65,739.820	+
10.000	=
Total [5 items] 373,382.480	T
373,382.480	+
-10.000	=
Total [2 items] 373,372.480	-

Fresno's Chaffee Zoo Corporation

Income Statement

June 2017

✓ Ties to attached GL

	2017 Budget	June Budget	June Measure Z	June Actual	YTD Budget	YTD Measure Z	YTD Actual
REVENUE							
Self-Generated Revenue							
Admissions							
Admissions	\$0.00	\$0.00	\$0.00	\$0.00	\$0.00	\$0.00	\$0.00
Admissions-Special Events	\$13,000.00	\$1,083.33	\$0.00	\$0.00	\$6,499.98	\$0.00	\$0.00
Admissions-Visitor Services	\$4,290,500.00	\$389,000.00	\$0.00	\$246,115.19	\$2,594,500.00	\$0.00	\$2,045,353.36
Combo Tickets - Adults	\$0.00	\$0.00	\$0.00	\$0.00	\$0.00	\$0.00	\$0.00
Combo Tickets - Child/Senior	\$0.00	\$0.00	\$0.00	\$0.00	\$0.00	\$0.00	\$0.00
Over and Under	\$0.00	\$0.00	\$0.00	\$0.00	\$0.00	\$0.00	\$0.00
Over and Under-Visitor Services	\$0.00	\$0.00	\$0.00	\$213.77	\$0.00	\$0.00	\$1,149.82
Total Admissions	\$4,303,500.00	\$390,083.33	\$0.00	\$246,328.96	\$2,600,999.98	\$0.00	\$2,046,503.18
Adopt an Animal							
Adopt An Animal	\$0.00	\$0.00	\$0.00	\$0.00	\$0.00	\$0.00	\$0.00
Adopt An Animal-Development	\$40,000.00	\$3,000.00	\$0.00	\$805.00	\$28,000.00	\$0.00	\$17,955.00
Total Adopt an Animal	\$40,000.00	\$3,000.00	\$0.00	\$805.00	\$28,000.00	\$0.00	\$17,955.00
Board Designated for Endow							
Board Designated Endowment Income	\$0.00	\$0.00	\$0.00	\$0.00	\$0.00	\$0.00	\$0.00
Board Designated Endowment Income-Deve	\$50,000.00	\$12,500.00	\$0.00	\$200.00	\$25,000.00	\$0.00	\$2,080.00
Endowment Trust Fund	\$0.00	\$0.00	\$0.00	\$0.00	\$0.00	\$0.00	\$0.00
Total Board Designated for Endowment	\$50,000.00	\$12,500.00	\$0.00	\$200.00	\$25,000.00	\$0.00	\$2,080.00
Education							
After School Programs	\$0.00	\$0.00	\$0.00	\$0.00	\$0.00	\$0.00	\$0.00
After School Programs-Education	\$0.00	\$0.00	\$0.00	\$0.00	\$0.00	\$0.00	\$0.00
Annual Dues	\$0.00	\$0.00	\$0.00	\$0.00	\$0.00	\$0.00	\$0.00
Annual Dues-Education	\$0.00	\$0.00	\$0.00	\$0.00	\$0.00	\$0.00	\$0.00
Annual Dues-Voluntecr	\$1,000.00	\$83.33	\$0.00	\$0.00	\$499.98	\$0.00	\$1,980.00
Camp Scholarships	\$0.00	\$0.00	\$0.00	\$0.00	\$0.00	\$0.00	\$0.00
Camp Scholarships-Education	\$0.00	\$0.00	\$0.00	\$0.00	\$0.00	\$0.00	\$0.00
Class Fees	\$0.00	\$0.00	\$0.00	\$0.00	\$0.00	\$0.00	\$0.00

Fresno's Chaffee Zoo Corporation

Income Statement

June 2017

	2017 Budget	June Budget	June Measure Z	June Actual	YTD Budget	YTD Measure Z	YTD Actual
Class Fees-Education	\$0.00	\$0.00	\$0.00	\$0.00	\$0.00	\$0.00	\$0.00
Class Fees-Volunteer	\$3,500.00	\$291.67	\$0.00	\$145.00	\$1,749.98	\$0.00	\$535.00
Cookbook Sales	\$0.00	\$0.00	\$0.00	\$0.00	\$0.00	\$0.00	\$0.00
Cookbook Sales-Volunteer	\$0.00	\$0.00	\$0.00	\$0.00	\$0.00	\$0.00	\$0.00
Docent Activities	\$0.00	\$0.00	\$0.00	\$0.00	\$0.00	\$0.00	\$0.00
Docent Activities-Volunteer	\$3,000.00	\$250.00	\$0.00	\$275.00	\$1,500.00	\$0.00	\$7,759.00
Education-General Income	\$0.00	\$0.00	\$0.00	\$0.00	\$0.00	\$0.00	\$0.00
Education-General Income-Education	\$0.00	\$0.00	\$0.00	\$0.00	\$0.00	\$0.00	\$0.00
Docent Fundraising Income	\$0.00	\$0.00	\$0.00	\$0.00	\$0.00	\$0.00	\$0.00
Docent Fundraising Income-Volunteer	\$0.00	\$0.00	\$0.00	\$0.00	\$0.00	\$0.00	\$0.00
Grants	\$0.00	\$0.00	\$0.00	\$0.00	\$0.00	\$0.00	\$0.00
Grants-Education	\$0.00	\$0.00	\$0.00	\$0.00	\$0.00	\$0.00	\$0.00
Junior University Income	\$0.00	\$0.00	\$0.00	\$0.00	\$0.00	\$0.00	\$0.00
Junior University Income-Education	\$0.00	\$0.00	\$0.00	\$0.00	\$0.00	\$0.00	\$0.00
Overnight Income	\$0.00	\$0.00	\$0.00	\$0.00	\$0.00	\$0.00	\$0.00
Overnight Income-Education	\$16,000.00	\$1,000.00	\$0.00	\$2,080.00	\$7,500.00	\$0.00	\$3,680.00
Scout Guide-Education	\$10,000.00	\$833.33	\$0.00	\$446.00	\$4,999.98	\$0.00	\$3,926.00
Service Income	\$0.00	\$0.00	\$0.00	\$0.00	\$0.00	\$0.00	\$0.00
Service Income-Education	\$0.00	\$0.00	\$0.00	\$0.00	\$0.00	\$0.00	\$0.00
Service Income-Volunteer	\$0.00	\$0.00	\$0.00	\$0.00	\$0.00	\$0.00	\$0.00
Teacher Resource Guide Income	\$0.00	\$0.00	\$0.00	\$0.00	\$0.00	\$0.00	\$0.00
Teacher Training Workshop Income	\$0.00	\$0.00	\$0.00	\$0.00	\$0.00	\$0.00	\$0.00
Teacher Training Workshop Income-Educati	\$0.00	\$0.00	\$0.00	\$0.00	\$0.00	\$0.00	\$0.00
Trip Income	\$0.00	\$0.00	\$0.00	\$0.00	\$0.00	\$0.00	\$0.00
Trip Income-Education	\$0.00	\$0.00	\$0.00	\$0.00	\$0.00	\$0.00	\$0.00
Trip Income-Volunteer	\$0.00	\$0.00	\$0.00	\$0.00	\$0.00	\$0.00	\$0.00
Uniform Income	\$0.00	\$0.00	\$0.00	\$0.00	\$0.00	\$0.00	\$0.00
Uniform Income-Volunteer	\$2,000.00	\$166.67	\$0.00	\$922.00	\$999.98	\$0.00	\$967.00
Wild Connections Lab Income	\$0.00	\$0.00	\$0.00	\$0.00	\$0.00	\$0.00	\$0.00
Wild Connections Lab Income-Education	\$56,000.00	\$1,200.00	\$0.00	\$1,973.00	\$34,950.00	\$0.00	\$43,979.50
Zoo Adventures Camp Income	\$0.00	\$0.00	\$0.00	\$0.00	\$0.00	\$0.00	\$0.00
Zoo Adventures Camp Income-Education	\$200,000.00	\$50,000.00	\$0.00	\$30,074.00	\$72,500.00	\$0.00	\$52,587.00

Fresno's Chaffee Zoo Corporation

Income Statement

June 2017

	2017 Budget	June Budget	June Measure Z	June Actual	YTD Budget	YTD Measure Z	YTD Actual
Zoo Boo Haunted House Income	\$0.00	\$0.00	\$0.00	\$0.00	\$0.00	\$0.00	\$0.00
Zoo Preview Income	\$0.00	\$0.00	\$0.00	\$0.00	\$0.00	\$0.00	\$0.00
Zoo Preview Income-Volunteer	\$3,600.00	\$300.00	\$0.00	\$117.00	\$1,800.00	\$0.00	\$2,340.00
Zoo School Income	\$0.00	\$0.00	\$0.00	\$0.00	\$0.00	\$0.00	\$0.00
Zoo Talks Income	\$0.00	\$0.00	\$0.00	\$0.00	\$0.00	\$0.00	\$0.00
Zoo Talks Income-Education	\$5,000.00	\$950.00	\$0.00	\$1,540.00	\$2,700.00	\$0.00	\$1,980.00
Zoopeteer Income	\$0.00	\$0.00	\$0.00	\$0.00	\$0.00	\$0.00	\$0.00
Zoopeteer Income-Education	\$0.00	\$0.00	\$0.00	\$0.00	\$0.00	\$0.00	\$0.00
Zoopeteer Income-Volunteer	\$0.00	\$0.00	\$0.00	\$0.00	\$0.00	\$0.00	\$0.00
Camp Scholarships-Res	\$0.00	\$0.00	\$0.00	\$0.00	\$0.00	\$0.00	\$0.00
Camp Scholarships-Education	\$3,000.00	\$250.00	\$0.00	\$0.00	\$1,499.96	\$0.00	\$13.00
Grants-Res	\$0.00	\$0.00	\$0.00	\$0.00	\$0.00	\$0.00	\$0.00
Grants-Education	\$7,000.00	\$583.33	\$0.00	\$0.00	\$3,499.98	\$0.00	\$0.00
Grants-Volunteer	\$0.00	\$0.00	\$0.00	\$0.00	\$0.00	\$0.00	\$3,000.00
Grants-Perm	\$0.00	\$0.00	\$0.00	\$0.00	\$0.00	\$0.00	\$0.00
Tour Income	\$0.00	\$0.00	\$0.00	\$0.00	\$0.00	\$0.00	\$0.00
Tour Income-Volunteer	\$4,500.00	\$375.00	\$0.00	\$238.00	\$2,250.00	\$0.00	\$5,466.00
Tot Time Income	\$0.00	\$0.00	\$0.00	\$0.00	\$0.00	\$0.00	\$0.00
Tot Time Income-Education	\$8,000.00	\$0.00	\$0.00	\$0.00	\$4,300.00	\$0.00	\$4,985.00
Zoomobile Income	\$0.00	\$0.00	\$0.00	\$0.00	\$0.00	\$0.00	\$0.00
Zoomobile Income-Education	\$50,000.00	\$8,000.00	\$0.00	\$6,947.46	\$39,000.00	\$0.00	\$20,319.32
Behind the Scenes-Education	\$60,000.00	\$8,000.00	\$0.00	\$7,435.00	\$39,250.00	\$0.00	\$26,462.00
Facility Rental-Education	\$3,000.00	\$250.00	\$0.00	\$600.00	\$1,500.00	\$0.00	\$2,650.00
Miscellaneous Income-Education	\$0.00	\$0.00	\$0.00	\$0.00	\$0.00	\$0.00	\$0.00
Uniform-Teen Payment- Volunteer	\$0.00	\$0.00	\$0.00	\$0.00	\$0.00	\$0.00	\$0.00
Total Education	\$435,600.00	\$72,533.33	\$0.00	\$52,792.46	\$220,499.86	\$0.00	\$182,628.82
Food Services							
Concessions Commission	\$0.00	\$0.00	\$0.00	\$0.00	\$0.00	\$0.00	\$0.00
Concessions Commission-Administration	\$741,000.00	\$64,000.00	\$0.00	\$0.00	\$431,500.00	\$0.00	\$330,771.00
Concessions Commission-Development	\$0.00	\$0.00	\$0.00	\$0.00	\$0.00	\$0.00	\$0.00
Total Food Services	\$741,000.00	\$64,000.00	\$0.00	\$0.00	\$431,500.00	\$0.00	\$330,771.00

Fresno's Chaffee Zoo Corporation

Income Statement

June 2017

	2017 Budget	June Budget	June Measure Z	June Actual	YTD Budget	YTD Measure Z	YTD Actual
Gift Shop							
Gift Shop Income	\$0.00	\$0.00	\$0.00	\$0.00	\$0.00	\$0.00	\$0.00
Gift Shop Commission	\$0.00	\$0.00	\$0.00	\$0.00	\$0.00	\$0.00	\$0.00
Gift Shop Commission-Administration	\$503,500.00	\$43,000.00	\$0.00	\$0.00	\$294,500.00	\$0.00	\$234,215.84
Total Gift Shop	\$503,500.00	\$43,000.00	\$0.00	\$0.00	\$294,500.00	\$0.00	\$234,215.84
Giraffe Feeding							
Giraffe Feeding Income	\$0.00	\$0.00	\$0.00	\$0.00	\$0.00	\$0.00	\$0.00
Giraffe Feeding Income-Education	\$460,000.00	\$43,000.00	\$0.00	\$38,919.59	\$271,000.00	\$0.00	\$301,619.71
Giraffe Feeding Income-Visitor Services	\$0.00	\$0.00	\$0.00	\$0.00	\$0.00	\$0.00	\$0.00
Total Giraffe Feeding	\$460,000.00	\$43,000.00	\$0.00	\$38,919.59	\$271,000.00	\$0.00	\$301,619.71
Grants/Fundraising							
Annual Fund	\$0.00	\$0.00	\$0.00	\$0.00	\$0.00	\$0.00	\$0.00
Conservation Income-Animal	\$0.00	\$0.00	\$0.00	\$0.00	\$0.00	\$0.00	\$0.00
Conservation Income-Development	\$0.00	\$0.00	\$0.00	\$1,069.62	\$0.00	\$0.00	\$8,121.92
Conservation Income-Education	\$0.00	\$0.00	\$0.00	\$0.00	\$0.00	\$0.00	\$0.00
Donations	\$0.00	\$0.00	\$0.00	\$0.00	\$0.00	\$0.00	\$0.00
Donations-Marketing	\$0.00	\$0.00	\$0.00	\$0.00	\$0.00	\$0.00	\$0.00
Donations-Development	\$400,000.00	\$35,000.00	\$0.00	\$1,727.69	\$145,000.00	\$0.00	\$31,264.45
Donations-Special Events	\$0.00	\$0.00	\$0.00	\$0.00	\$0.00	\$0.00	\$40.00
Donations-Education	\$500.00	\$41.67	\$0.00	\$0.00	\$249.98	\$0.00	\$255.54
Donations-Volunteer	\$0.00	\$0.00	\$0.00	\$0.00	\$0.00	\$0.00	\$0.00
In-Kind Contributions	\$0.00	\$0.00	\$0.00	\$0.00	\$0.00	\$0.00	\$0.00
In-Kind Contributions-Development	\$0.00	\$0.00	\$0.00	\$0.00	\$0.00	\$0.00	\$0.00
In-Kind Contributions - Volunteer	\$0.00	\$0.00	\$0.00	\$0.00	\$0.00	\$0.00	\$0.00
New Sea Lion Exhibit Fundraising Income	\$0.00	\$0.00	\$0.00	\$6.00	\$0.00	\$0.00	\$24.00
Annual Fund-Res	\$0.00	\$0.00	\$0.00	\$0.00	\$0.00	\$0.00	\$0.00
Conservation Income-Development	\$0.00	\$0.00	\$0.00	\$0.00	\$0.00	\$0.00	\$1,900.00
Conservation Income-Veterinary	\$150.00	\$12.50	\$0.00	\$0.00	\$75.00	\$0.00	\$70.00
Donations-Res	\$0.00	\$0.00	\$0.00	\$0.00	\$0.00	\$0.00	\$0.00

Fresno's Chaffee Zoo Corporation

Income Statement

June 2017

	2017 Budget	June Budget	June Measure Z	June Actual	YTD Budget	YTD Measure Z	YTD Actual
Donations-Marketing	\$0.00	\$0.00	\$0.00	\$0.00	\$0.00	\$0.00	\$0.00
Donations-Res-Development	\$0.00	\$0.00	\$0.00	\$1,511.00	\$0.00	\$0.00	\$88,692.29
Donations-Education	\$0.00	\$0.00	\$0.00	\$0.00	\$0.00	\$0.00	\$0.00
In-Kind Contributions-Res	\$0.00	\$0.00	\$0.00	\$0.00	\$0.00	\$0.00	\$0.00
New Sea Lion Exhibit Fundraising Income-	\$0.00	\$0.00	\$0.00	\$0.00	\$0.00	\$0.00	\$0.00
Donations-Perm	\$0.00	\$0.00	\$0.00	\$0.00	\$0.00	\$0.00	\$0.00
Donations-Perm Restricted Education	\$0.00	\$0.00	\$0.00	\$0.00	\$0.00	\$0.00	\$0.00
Docent Education Fund	\$0.00	\$0.00	\$0.00	\$0.00	\$0.00	\$0.00	\$0.00
Pay Loader Kiddie Ride-Development	\$0.00	\$0.00	\$0.00	\$0.00	\$0.00	\$0.00	\$0.00
Pay Loader Ride-Africa-Development	\$0.00	\$0.00	\$0.00	\$0.00	\$0.00	\$0.00	\$0.50
Total Grants/Fundraising	<u>\$400,650.00</u>	<u>\$35,054.17</u>	<u>\$0.00</u>	<u>\$4,314.31</u>	<u>\$145,324.98</u>	<u>\$0.00</u>	<u>\$130,368.70</u>
 Group Event/Facility Rental							
Facility Rental	\$0.00	\$0.00	\$0.00	\$0.00	\$0.00	\$0.00	\$0.00
Facility Rental-Special Events	\$480,000.00	\$50,000.00	\$0.00	\$94,215.69	\$205,000.00	\$0.00	\$285,261.49
Total Group Event/Facility Rental	<u>\$480,000.00</u>	<u>\$50,000.00</u>	<u>\$0.00</u>	<u>\$94,215.69</u>	<u>\$205,000.00</u>	<u>\$0.00</u>	<u>\$285,261.49</u>
 Interest Income							
Interest Income	\$375,000.00	\$15,000.00	\$0.00	\$0.00	\$90,000.00	\$0.00	\$57,178.47
Interest Income-Administration	\$0.00	\$0.00	\$0.00	\$0.00	\$0.00	\$0.00	\$0.00
Interest Income-Perm	\$2,500.00	\$208.33	\$0.00	\$0.00	\$1,249.98	\$0.00	\$96.88
Total Interest Income	<u>\$377,500.00</u>	<u>\$15,208.33</u>	<u>\$0.00</u>	<u>\$0.00</u>	<u>\$91,249.98</u>	<u>\$0.00</u>	<u>\$57,275.35</u>
 Investment Income							
Investment Income	\$0.00	\$0.00	\$0.00	\$0.00	\$0.00	\$0.00	\$557,930.74
Investment Gain/Loss Unrealized	\$0.00	\$0.00	\$0.00	\$0.00	\$0.00	\$0.00	\$0.00
Investment Gain/Loss Realized	\$0.00	\$0.00	\$0.00	\$0.00	\$0.00	\$0.00	\$0.00
Investment Income-Res	\$0.00	\$0.00	\$0.00	\$0.00	\$0.00	\$0.00	\$0.00
Investment Gain/Loss Unrealized-Res	\$0.00	\$0.00	\$0.00	\$0.00	\$0.00	\$0.00	\$0.00
Investment Gain/Loss Realized-Res	\$0.00	\$0.00	\$0.00	\$0.00	\$0.00	\$0.00	\$0.00
Investment Income	\$0.00	\$0.00	\$0.00	\$0.00	\$0.00	\$0.00	\$3,205.51
Investment Gain/Loss Unrealized-Perm	\$0.00	\$0.00	\$0.00	\$0.00	\$0.00	\$0.00	\$0.00

Fresno's Chaffee Zoo Corporation

Income Statement

June 2017

	2017 Budget	June Budget	June Measure Z	June Actual	YTD Budget	YTD Measure Z	YTD Actual
Investment Gain/Loss Realized-Perm	\$0.00	\$0.00	\$0.00	\$0.00	\$0.00	\$0.00	\$0.00
Total Investment Income	\$0.00	\$0.00	\$0.00	\$0.00	\$0.00	\$0.00	\$561,136.25
Membership							
Corporate Membership	\$0.00	\$0.00	\$0.00	\$0.00	\$0.00	\$0.00	\$0.00
Membership Income	\$0.00	\$0.00	\$0.00	\$0.00	\$0.00	\$0.00	\$0.00
Membership Income-Membership	\$1,250,000.00	\$90,000.00	\$0.00	\$94,542.50	\$732,000.00	\$0.00	\$744,367.45
Total Membership	\$1,250,000.00	\$90,000.00	\$0.00	\$94,542.50	\$732,000.00	\$0.00	\$744,367.45
Special Events							
Boutique Sales	\$0.00	\$0.00	\$0.00	\$0.00	\$0.00	\$0.00	\$0.00
Corporate Tent Income	\$0.00	\$0.00	\$0.00	\$0.00	\$0.00	\$0.00	\$0.00
Exhibitor Booth Income	\$0.00	\$0.00	\$0.00	\$0.00	\$0.00	\$0.00	\$0.00
Exhibitor Booth Income-Special Events	\$4,500.00	\$0.00	\$0.00	\$0.00	\$0.00	\$0.00	\$150.00
Raffle Ticket Income	\$0.00	\$0.00	\$0.00	\$0.00	\$0.00	\$0.00	\$0.00
Raffle Ticket Income-Special Events	\$0.00	\$0.00	\$0.00	\$0.00	\$0.00	\$0.00	\$0.00
Santa Photo-Special Events	\$0.00	\$0.00	\$0.00	\$0.00	\$0.00	\$0.00	\$0.00
Script Sales	\$0.00	\$0.00	\$0.00	\$0.00	\$0.00	\$0.00	\$0.00
Script Sales-Special Events	\$9,000.00	\$0.00	\$0.00	\$0.00	\$0.00	\$0.00	\$0.00
Auction Income	\$0.00	\$0.00	\$0.00	\$0.00	\$0.00	\$0.00	\$0.00
Auction Income-Special Events	\$35,000.00	\$0.00	\$0.00	\$0.00	\$0.00	\$0.00	\$0.00
Special Event Income	\$0.00	\$0.00	\$0.00	\$0.00	\$0.00	\$0.00	\$0.00
Special Event Income-Special Events	\$528,500.00	\$1,500.00	\$0.00	\$1,333.00	\$46,500.00	\$0.00	\$44,181.26
Sponsorships	\$0.00	\$0.00	\$0.00	\$0.00	\$0.00	\$0.00	\$0.00
Sponsorships-Development	\$0.00	\$0.00	\$0.00	\$0.00	\$0.00	\$0.00	\$0.00
Sponsorships-Special Events	\$125,000.00	\$20,000.00	\$0.00	\$0.00	\$39,500.00	\$0.00	\$1,000.00
Sponsorships-Education	\$0.00	\$0.00	\$0.00	\$0.00	\$0.00	\$0.00	\$0.00
ZooLights 3D Glasses Income-Special Even	\$4,500.00	\$0.00	\$0.00	\$0.00	\$0.00	\$0.00	\$0.00
Special Event Income-Res	\$0.00	\$0.00	\$0.00	\$0.00	\$0.00	\$0.00	\$0.00
Sponsorships-Res	\$0.00	\$0.00	\$0.00	\$0.00	\$0.00	\$0.00	\$0.00
Sponsorships-Development	\$25,000.00	\$0.00	\$0.00	\$0.00	\$0.00	\$0.00	\$25,000.00
Sponsorships-Special Events	\$0.00	\$0.00	\$0.00	\$0.00	\$0.00	\$0.00	\$4,500.00

Fresno's Chaffee Zoo Corporation

Income Statement

June 2017

	2017 Budget	June Budget	June Measure Z	June Actual	YTD Budget	YTD Measure Z	YTD Actual
Sponsorships-Education	\$5,000.00	\$416.67	\$0.00	\$0.00	\$2,499.98	\$0.00	\$0.00
Total Special Evcnts	\$736,500.00	\$21,916.67	\$0.00	\$1,333.00	\$88,499.98	\$0.00	\$74,831.26
Stingray Exhibit							
Stingray Admissions	\$0.00	\$0.00	\$0.00	\$0.00	\$0.00	\$0.00	\$0.00
Stingray Admissions-Education	\$313,500.00	\$32,000.00	\$0.00	\$22,708.15	\$196,500.00	\$0.00	\$164,009.41
Stingray Admissions-Visitor Services	\$0.00	\$0.00	\$0.00	\$0.00	\$0.00	\$0.00	\$0.00
Stingray Feeding Income	\$0.00	\$0.00	\$0.00	\$0.00	\$0.00	\$0.00	\$0.00
Stingray Feeding Income-Education	\$37,500.00	\$4,800.00	\$0.00	\$2,518.00	\$21,550.00	\$0.00	\$16,529.00
Stingray Feeding Income-Visitor Services	\$0.00	\$0.00	\$0.00	\$0.00	\$0.00	\$0.00	\$0.00
Total Stingray Exhibit	\$351,000.00	\$36,800.00	\$0.00	\$25,226.15	\$218,050.00	\$0.00	\$180,538.41
Other							
Biofacts	\$0.00	\$0.00	\$0.00	\$0.00	\$0.00	\$0.00	\$0.00
Elephant Painting Income	\$0.00	\$0.00	\$0.00	\$0.00	\$0.00	\$0.00	\$0.00
Enrichment Income	\$0.00	\$0.00	\$0.00	\$0.00	\$0.00	\$0.00	\$0.00
Fundraising Pins Income-Development	\$0.00	\$0.00	\$0.00	\$0.00	\$0.00	\$0.00	\$15.00
Orang Research Income	\$0.00	\$0.00	\$0.00	\$0.00	\$0.00	\$0.00	\$0.00
Photography Lab Income	\$0.00	\$0.00	\$0.00	\$0.00	\$0.00	\$0.00	\$0.00
Poster Income-Development	\$0.00	\$0.00	\$0.00	\$0.00	\$0.00	\$0.00	\$0.00
Sales of Animals	\$0.00	\$0.00	\$0.00	\$0.00	\$0.00	\$0.00	\$0.00
Sales of Animals-Animals	\$0.00	\$0.00	\$0.00	\$0.00	\$0.00	\$0.00	\$0.00
Special Project Income	\$0.00	\$0.00	\$0.00	\$0.00	\$0.00	\$0.00	\$0.00
Zoo Career Workshop Income	\$0.00	\$0.00	\$0.00	\$0.00	\$0.00	\$0.00	\$0.00
Interfund Transfer	\$0.00	\$0.00	\$0.00	\$0.00	\$0.00	\$0.00	\$0.00
Net Assets Released from Restrictions	\$0.00	\$0.00	\$0.00	\$0.00	\$0.00	\$0.00	\$0.00
Enrichment Income-Development	\$0.00	\$0.00	\$0.00	\$210.00	\$0.00	\$0.00	\$775.00
Fundraising Pins Income-Development	\$0.00	\$0.00	\$0.00	\$0.00	\$0.00	\$0.00	\$10.00
Orang Research Income-Res	\$0.00	\$0.00	\$0.00	\$0.00	\$0.00	\$0.00	\$0.00
Special Project Income-Res	\$0.00	\$0.00	\$0.00	\$0.00	\$0.00	\$0.00	\$0.00
Interfund Transfer-Res	\$0.00	\$0.00	\$0.00	\$0.00	\$0.00	\$0.00	\$0.00
Net Assets Released from Restrictions-Res	\$0.00	\$0.00	\$0.00	\$0.00	\$0.00	\$0.00	\$0.00

Fresno's Chaffee Zoo Corporation

Income Statement

June 2017

	2017 Budget	June Budget	June Measure Z	June Actual	YTD Budget	YTD Measure Z	YTD Actual
Interfund Transfer-Perm	\$0.00	\$0.00	\$0.00	\$0.00	\$0.00	\$0.00	\$0.00
Net Assets Released from Restrictions-Perm	\$0.00	\$0.00	\$0.00	\$0.00	\$0.00	\$0.00	\$0.00
Miscellaneous Income	\$5,000.00	\$416.67	\$0.00	\$0.00	\$2,499.98	\$0.00	\$2,466.26
Miscellaneous Income-Visitor Services	\$0.00	\$0.00	\$0.00	\$0.00	\$0.00	\$0.00	\$0.00
Miscellaneous Income-Human Resources	\$0.00	\$0.00	\$0.00	\$0.00	\$0.00	\$0.00	\$0.00
Airbrush Tattoo Income	\$0.00	\$0.00	\$0.00	\$0.00	\$0.00	\$0.00	\$0.00
ATM Income	\$1,500.00	\$125.00	\$0.00	\$172.50	\$750.00	\$0.00	\$803.00
ATM Income-Administration	\$0.00	\$0.00	\$0.00	\$0.00	\$0.00	\$0.00	\$0.00
Parking Passes	\$0.00	\$0.00	\$0.00	\$0.00	\$0.00	\$0.00	\$0.00
Penny Press Income	\$14,000.00	\$1,166.67	\$0.00	\$1,201.50	\$6,999.98	\$0.00	\$5,160.25
Penny Press Income-Administration	\$0.00	\$0.00	\$0.00	\$0.00	\$0.00	\$0.00	\$0.00
Photo Machine Income	\$11,000.00	\$916.67	\$0.00	\$1,391.06	\$5,499.98	\$0.00	\$5,259.53
Photo Machine Income-Administration	\$0.00	\$0.00	\$0.00	\$0.00	\$0.00	\$0.00	\$0.00
Photo/Video Income-Marketing	\$0.00	\$0.00	\$0.00	\$0.00	\$0.00	\$0.00	\$0.00
Zoo Book Sales	\$0.00	\$0.00	\$0.00	\$0.00	\$0.00	\$0.00	\$0.00
Zoo Key Sales	\$0.00	\$0.00	\$0.00	\$0.00	\$0.00	\$0.00	\$0.00
Pay Loader Kiddie Ride	\$0.00	\$0.00	\$0.00	\$0.00	\$0.00	\$0.00	\$0.00
Vending Commission-Administration	\$37,500.00	\$4,250.00	\$0.00	\$2,510.62	\$15,500.00	\$0.00	\$16,387.28
Camel Rides							
Camel Rides	\$0.00	\$0.00	\$0.00	\$0.00	\$0.00	\$0.00	\$0.00
Total Camel Rides	\$0.00	\$0.00	\$0.00	\$0.00	\$0.00	\$0.00	\$0.00
Stroller/Wheelchair Rental							
Stroller/Wheelchair Rental Income	\$0.00	\$0.00	\$0.00	\$0.00	\$0.00	\$0.00	\$0.00
Total Stroller/Wheelchair Rental	\$0.00	\$0.00	\$0.00	\$0.00	\$0.00	\$0.00	\$0.00
Total Other	\$69,000.00	\$6,875.01	\$0.00	\$5,485.68	\$31,249.94	\$0.00	\$30,876.32
Total Self-Generated Revenue	\$10,198,250.00	\$883,970.84	\$0.00	\$564,163.34	\$5,382,874.72	\$0.00	\$5,180,428.78
City of Fresno	\$0.00	\$0.00	\$0.00	\$0.00	\$0.00	\$0.00	\$0.00

Fresno's Chaffee Zoo Corporation
Income Statement
June 2017

	2017 Budget	June Budget	June Measure Z	June Actual	YTD Budget	YTD Measure Z	YTD Actual
City of Fresno-Administration	\$0.00	\$0.00	\$0.00	\$0.00	\$0.00	\$0.00	\$0.00
City of Fresno	\$0.00	\$0.00	\$0.00	\$0.00	\$0.00	\$0.00	\$0.00
Total City of Fresno	\$0.00	\$0.00	\$0.00	\$0.00	\$0.00	\$0.00	\$0.00
Measure Z-Capital Funds							
Measure Z Capital Income	\$0.00	\$0.00	\$0.00	\$0.00	\$0.00	\$0.00	\$301,367.81
Measure Z Capital Income-Res	\$0.00	\$0.00	\$0.00	\$0.00	\$0.00	\$0.00	\$0.00
Total Measure Z-Capital Funds	\$0.00	\$0.00	\$0.00	\$0.00	\$0.00	\$0.00	\$301,367.81
Measure Z Operating Funds							
Measure Z Operating Income	\$4,522,000.00	\$378,962.00	\$0.00	\$20.00	\$2,324,112.00	\$0.00	\$1,899,130.19
Measure Z Operating Income-Administratio	\$0.00	\$0.00	\$0.00	\$0.00	\$0.00	\$0.00	\$0.00
Measure Z Operating Income-Res	\$0.00	\$0.00	\$0.00	\$0.00	\$0.00	\$0.00	\$0.00
Transfer to/from Related Org							
Transfer to/from Related Organization	\$0.00	\$0.00	\$0.00	\$0.00	\$0.00	\$0.00	\$0.00
Transfer to/from Related Organization-Res	\$0.00	\$0.00	\$0.00	\$0.00	\$0.00	\$0.00	\$0.00
Transfer to/from Related Organization-Perm	\$0.00	\$0.00	\$0.00	\$0.00	\$0.00	\$0.00	\$0.00
Total Transfer to/from Related Org	\$0.00	\$0.00	\$0.00	\$0.00	\$0.00	\$0.00	\$0.00
Total Measure Z Operating Funds	\$4,522,000.00	\$378,962.00	\$0.00	\$20.00	\$2,324,112.00	\$0.00	\$1,899,130.19
TOTAL REVENUE	\$14,720,250.00	\$1,262,932.84	\$0.00	\$564,183.34	\$7,706,986.72	\$0.00	\$7,380,926.78

Fresno's Chaffee Zoo Corporation

Income Statement

June 2017

	2017 Budget	June Budget	June Measure Z	June Actual	YTD Budget	YTD Measure Z	YTD Actual
EXPENSES							
OPERATING EXPENSES							
Personnel Expenses							
Administration							
Benefits-General	\$0.00	\$0.00	\$0.00	\$0.00	\$0.00	\$0.00	\$0.00
Benefits-Administration	\$127,200.00	\$7,950.00	\$0.00	\$9,406.52	\$63,600.00	\$0.00	\$56,624.88
Payroll Taxes	\$0.00	\$0.00	\$0.00	\$0.00	\$0.00	\$0.00	\$0.00
Payroll Taxes-Administration	\$65,950.00	\$5,276.00	\$0.00	\$3,829.41	\$31,326.25	\$0.00	\$22,915.58
Retirement Contribution-General	\$0.00	\$0.00	\$0.00	\$0.00	\$0.00	\$0.00	\$0.00
Retirement Contribution-Administration	\$17,120.00	\$1,369.60	\$0.00	\$1,162.74	\$8,132.00	\$0.00	\$7,538.41
Salaries-General	\$0.00	\$0.00	\$0.00	\$0.00	\$0.00	\$0.00	\$0.00
Salaries-Administration	\$808,100.00	\$64,648.00	\$0.00	\$50,859.24	\$383,847.50	\$0.00	\$304,504.99
Workers Comp-General	\$0.00	\$0.00	\$0.00	\$0.00	\$0.00	\$0.00	\$0.00
Workers Comp-Administration	\$8,718.00	\$697.44	\$0.00	\$324.41	\$4,141.05	\$0.00	\$1,940.77
Total Administration	\$1,027,088.00	\$79,941.04	\$0.00	\$65,582.32	\$491,046.80	\$0.00	\$393,524.63
Animal							
Benefits-Animal	\$462,214.00	\$28,888.38	\$33,915.63 ✓	\$33,915.63 ✓	\$231,106.98	\$197,714.84	\$197,714.84
Payroll Taxes-Animal	\$197,316.00	\$15,785.28	\$13,921.90 ✓	\$13,921.90 ✓	\$93,725.10	\$83,121.77	\$83,121.77
Retirement Contribution-Animal	\$47,783.00	\$3,822.64	\$4,261.90 ✓	\$4,261.90 ✓	\$22,696.92	\$24,650.46	\$24,650.46
Salaries-Animal	\$2,445,054.00	\$195,604.32	\$183,402.11 ✓	\$183,402.11 ✓	\$1,161,400.65	\$1,093,395.39	\$1,093,395.39
Workers Comp-Animal	\$177,529.00	\$14,202.32	\$15,590.82 ✓	\$15,590.82 ✓	\$84,326.27	\$87,748.14	\$87,748.14
Total Animal	\$3,329,896.00	\$258,302.94	\$251,092.36 4/	\$251,092.36	\$1,593,255.92	\$1,486,630.60	\$1,486,630.60
Education							
Benefits-Education	\$118,588.00	\$7,411.75	\$0.00	\$4,524.49	\$59,294.00	\$0.00	\$38,733.43
Benefits-Volunteer	\$0.00	\$0.00	\$0.00	\$0.00	\$0.00	\$0.00	\$0.00
Payroll Taxes-Education	\$62,885.00	\$5,030.80	\$0.00	\$4,991.95	\$29,870.37	\$0.00	\$27,784.87
Payroll Taxes-Volunteer	\$0.00	\$0.00	\$0.00	\$0.00	\$0.00	\$0.00	\$0.00
Retirement Contribution-Education	\$9,697.00	\$775.76	\$0.00	\$827.63	\$4,606.07	\$0.00	\$4,840.27
Salaries-Education	\$829,614.00	\$66,369.12	\$0.00	\$65,505.29	\$394,066.65	\$0.00	\$344,574.19

Fresno's Chaffee Zoo Corporation

Income Statement

June 2017

	2017 Budget	June Budget	June Measure Z	June Actual	YTD Budget	YTD Measure Z	YTD Actual
Salaries-Volunteer	\$0.00	\$0.00	\$0.00	\$0.00	\$0.00	\$0.00	\$0.00
Workers Comp-Education	\$88,856.00	\$7,108.48	\$0.00	\$5,215.33	\$42,206.60	\$0.00	\$26,488.59
Workers Comp-Volunteer	\$0.00	\$0.00	\$0.00	\$0.00	\$0.00	\$0.00	\$0.00
Total Education	\$1,109,640.00	\$86,695.91	\$0.00	\$81,064.69	\$530,043.69	\$0.00	\$442,421.35
Maintenance/Horticulture							
Benefits-Maintenance	\$121,259.00	\$7,578.69	\$0.00	\$3,918.02	\$60,629.48	\$0.00	\$52,121.42
Benefits-Horticulture	\$74,200.00	\$4,637.50	\$0.00	\$3,791.31	\$37,100.00	\$0.00	\$28,153.34
Payroll Taxes-Maintenance	\$35,968.00	\$2,877.44	\$0.00	\$2,199.87	\$17,084.80	\$0.00	\$19,668.86
Payroll Taxes-Horticulture	\$22,794.00	\$1,823.52	\$0.00	\$1,347.05	\$10,827.15	\$0.00	\$8,059.35
Retirement Contribution-Maintenance	\$7,283.00	\$582.64	\$0.00	\$340.65	\$3,459.42	\$0.00	\$2,378.32
Retirement Contribution-Horticulture	\$5,341.00	\$427.28	\$0.00	\$304.10	\$2,536.97	\$0.00	\$2,195.04
Salaries-Maintenance	\$445,580.00	\$35,646.40	\$0.00	\$28,776.27	\$211,650.50	\$0.00	\$192,369.46
Salaries-Horticulture	\$278,206.00	\$22,256.48	\$0.00	\$17,667.80	\$152,147.85	\$0.00	\$105,681.80
Workers Comp-Maintenance	\$32,699.00	\$2,615.92	\$0.00	\$2,516.98	\$15,532.02	\$0.00	\$15,719.55
Workers Comp-Horticulture	\$20,721.00	\$1,657.68	\$0.00	\$1,524.48	\$9,842.47	\$0.00	\$8,570.28
Total Maintenance/Horticulture	\$1,044,051.00	\$80,103.55	\$0.00	\$62,386.53	\$500,810.66	\$0.00	\$434,917.42
Mem/Dev/Marketing							
Benefits-Marketing	\$80,217.00	\$5,013.56	\$0.00	\$2,348.77	\$40,108.50	\$0.00	\$13,855.74
Benefits-Membership	\$0.00	\$0.00	\$0.00	\$1,260.09	\$0.00	\$0.00	\$7,562.58
Benefits-Development	\$0.00	\$0.00	\$0.00	\$1,607.20	\$0.00	\$0.00	\$9,917.40
Benefits-Special Event	\$0.00	\$0.00	\$0.00	\$3,773.95	\$0.00	\$0.00	\$16,569.54
Payroll Taxes-Marketing	\$48,117.00	\$3,849.36	\$0.00	\$743.42	\$22,855.57	\$0.00	\$4,582.11
Payroll Taxes-Membership	\$0.00	\$0.00	\$0.00	\$654.53	\$0.00	\$0.00	\$3,922.73
Payroll Taxes-Development	\$0.00	\$0.00	\$0.00	\$672.88	\$0.00	\$0.00	\$3,999.91
Payroll Taxes-Special Events	\$0.00	\$0.00	\$0.00	\$1,421.69	\$0.00	\$0.00	\$8,445.80
Retirement Contribution-Marketing	\$15,746.00	\$1,259.68	\$0.00	\$314.33	\$7,479.35	\$0.00	\$1,979.80
Retirement Contribution-Membership	\$0.00	\$0.00	\$0.00	\$283.12	\$0.00	\$0.00	\$2,092.30
Retirement Contribution-Development	\$0.00	\$0.00	\$0.00	\$382.96	\$0.00	\$0.00	\$1,520.83
Retirement Contribution-Special Event	\$0.00	\$0.00	\$0.00	\$238.61	\$0.00	\$0.00	\$1,496.85
Salaries-Marketing	\$604,442.00	\$48,355.36	\$0.00	\$9,738.37	\$287,109.95	\$0.00	\$60,010.26

Fresno's Chaffee Zoo Corporation Income Statement June 2017

	2017 Budget	June Budget	June Measure Z	June Actual	YTD Budget	YTD Measure Z	YTD Actual
Salaries-Membership	\$0.00	\$0.00	\$0.00	\$8,564.11	\$0.00	\$0.00	\$51,326.09
Salaries-Development	\$0.00	\$0.00	\$0.00	\$8,835.82	\$0.00	\$0.00	\$52,514.55
Salaries-Special Events	\$0.00	\$0.00	\$0.00	\$18,614.58	\$0.00	\$0.00	\$109,475.87
Workers Comp-Marketing	\$26,796.00	\$2,143.68	\$0.00	\$103.48	\$12,728.10	\$0.00	\$583.23
Workers Comp-Membership	\$0.00	\$0.00	\$0.00	\$53.98	\$0.00	\$0.00	\$352.40
Workers Comp-Development	\$0.00	\$0.00	\$0.00	\$55.71	\$0.00	\$0.00	\$297.73
Workers Comp-Special Events	\$0.00	\$0.00	\$0.00	\$1,595.78	\$0.00	\$0.00	\$8,834.74
Total Mem/Dev/Marketing	\$775,318.00	\$60,621.64	\$0.00	\$61,263.38	\$370,281.47	\$0.00	\$359,340.46
Operations							
Benefits-Operations	\$15,329.00	\$958.06	\$0.00	\$1,058.31	\$7,664.50	\$0.00	\$6,362.98
Payroll Taxes-Operations	\$5,412.00	\$432.96	\$0.00	\$416.62	\$2,570.70	\$0.00	\$2,514.30
Retirement Contribution-Operations	\$2,856.00	\$228.48	\$0.00	\$225.00	\$1,356.60	\$0.00	\$1,459.44
Salaries-Operations	\$71,392.00	\$5,711.36	\$0.00	\$5,546.16	\$33,911.20	\$0.00	\$33,671.08
Workers Comp-Operations	\$5,140.00	\$411.20	\$0.00	\$485.17	\$2,441.50	\$0.00	\$2,750.64
Total Operations	\$100,129.00	\$7,742.06	\$0.00	\$7,731.26	\$47,944.50	\$0.00	\$46,758.44
Veterinary							
Benefits-Veterinary	\$68,596.00	\$4,287.25	\$2,214.58 ✓	\$2,214.58	\$34,298.00	\$26,348.82	\$26,348.82
Payroll Taxes-Veterinary	\$23,234.00	\$1,858.72	\$1,373.94 ✓	\$1,373.94	\$11,036.15	\$9,896.58	\$9,896.58
Retirement Contribution-Veterinary	\$9,507.00	\$760.56	\$448.02 ✓	\$448.02	\$4,515.82	\$3,777.69	\$3,777.69
Salaries-Veterinary	\$281,710.00	\$22,536.80	\$17,960.30 ✓	\$17,960.30	\$133,812.25	\$129,408.37	\$129,408.37
Workers Comp-Veterinary	\$20,283.00	\$1,622.64	\$1,566.55 ✓	\$1,566.55	\$9,634.42	\$10,559.08	\$10,559.08
Total Veterinary	\$403,330.00	\$31,065.97	\$23,563.39 4/	\$23,563.39	\$193,296.64	\$179,990.54	\$179,990.54
Visitor Services							
Benefits-Security	\$58,300.00	\$3,643.75	\$0.00	\$4,629.33	\$29,150.00	\$0.00	\$20,632.12
Benefits-Visitor Services	\$55,650.00	\$3,478.13	\$0.00	\$3,735.57	\$27,824.98	\$0.00	\$20,992.93
Payroll Taxes-Security	\$25,259.00	\$2,020.72	\$0.00	\$1,490.65	\$11,998.02	\$0.00	\$11,302.61
Payroll Taxes-Visitor Services	\$31,962.00	\$2,556.96	\$0.00	\$2,160.16	\$15,181.95	\$0.00	\$11,909.48
Retirement Contribution-Security	\$6,379.00	\$510.32	\$0.00	\$333.06	\$3,030.02	\$0.00	\$2,662.52
Retirement Contribution-Visitor Services	\$5,339.00	\$427.12	\$0.00	\$409.89	\$2,536.02	\$0.00	\$2,386.36

Fresno's Chaffee Zoo Corporation

Income Statement

June 2017

	2017 Budget	June Budget	June Measure Z	June Actual	YTD Budget	YTD Measure Z	YTD Actual
Salaries-Security	\$306,175.00	\$24,494.00	\$0.00	\$19,485.69	\$145,433.12	\$0.00	\$135,552.42
Salaries-Visitor Services	\$387,499.00	\$30,999.92	\$0.00	\$28,503.66	\$184,062.02	\$0.00	\$156,390.47
Workers Comp-Security	\$22,963.00	\$1,837.04	\$0.00	\$1,663.65	\$10,907.42	\$0.00	\$10,859.91
Workers Comp-Visitor Services	\$28,763.00	\$2,301.04	\$0.00	\$2,416.38	\$13,662.42	\$0.00	\$12,681.42
Total	\$928,289.00	\$72,269.00	\$0.00	\$64,828.04	\$443,785.97	\$0.00	\$385,370.24
Total Personnel Expenses	\$8,717,741.00	\$676,742.11	\$274,655.75	\$617,511.97	\$4,170,465.65	\$1,666,621.14	\$3,728,953.68
Other Expenses							
Advertising							
Advertising	\$0.00	\$0.00	\$0.00	\$0.00	\$0.00	\$0.00	\$0.00
Advertising-Marketing	\$350,000.00	\$29,166.67	\$0.00	\$19,689.74	\$174,999.98	\$0.00	\$69,042.64
Advertising-Membership	\$900.00	\$75.00	\$0.00	\$0.00	\$450.00	\$0.00	\$0.00
Advertising-Development	\$1,600.00	\$133.34	\$0.00	\$0.00	\$799.96	\$0.00	\$0.00
Advertising-Special Events	\$6,900.00	\$0.00	\$0.00	\$0.00	\$2,500.00	\$0.00	\$500.00
Advertising-Education	\$9,000.00	\$750.00	\$0.00	\$1,894.25	\$4,499.96	\$0.00	\$7,063.00
Advertising-Visitor Services	\$0.00	\$0.00	\$0.00	\$0.00	\$0.00	\$0.00	\$0.00
Advertising-Administration	\$0.00	\$0.00	\$0.00	\$0.00	\$0.00	\$0.00	\$1,103.34
Advertising-Information Technology	\$0.00	\$0.00	\$0.00	\$0.00	\$0.00	\$0.00	\$0.00
Total Advertising	\$368,400.00	\$30,125.01	\$0.00	\$21,583.99	\$183,249.90	\$0.00	\$77,708.98
Animal Services							
Animal Acquisitions	\$0.00	\$0.00	\$0.00	\$0.00	\$0.00	\$0.00	\$0.00
Animal Acquisitions-Animal	\$7,000.00	\$583.33	\$0.00	\$0.00	\$3,499.98	\$0.00	\$0.00
Animal Acquisitions-Education	\$0.00	\$0.00	\$0.00	\$0.00	\$0.00	\$0.00	\$0.00
Animal Enrichments	\$0.00	\$0.00	\$0.00	\$0.00	\$0.00	\$0.00	\$0.00
Animal Enrichments-Animal	\$5,000.00	\$416.67	\$0.00	\$166.60	\$2,499.98	\$0.00	\$984.52
Animal Feed	\$0.00	\$0.00	\$0.00	\$0.00	\$0.00	\$0.00	\$0.00
Animal Feed-Animal	\$400,000.00	\$33,333.33	\$32,976.91	\$32,980.16	\$199,999.98	\$203,037.59	\$203,037.59
Animal Feed-Education	\$20,000.00	\$1,666.67	\$0.00	\$1,619.34	\$9,999.98	\$0.00	\$6,947.70
Animal Shipping (Only)	\$0.00	\$0.00	\$0.00	\$0.00	\$0.00	\$0.00	\$0.00
Animal Shipping-Animal	\$45,000.00	\$3,750.00	\$0.00	\$49,918.29	\$22,500.00	\$0.00	\$52,749.80
Antivenin	\$0.00	\$0.00	\$0.00	\$0.00	\$0.00	\$0.00	\$0.00

Fresno's Chaffee Zoo Corporation

Income Statement

June 2017

	2017 Budget	June Budget	June Measure Z	June Actual	YTD Budget	YTD Measure Z	YTD Actual
Antivenin-Animal	\$7,725.00	\$643.75	\$0.00	\$0.00	\$3,862.50	\$0.00	\$0.00
Total Animal Services	\$484,725.00	\$40,393.75	\$32,980.16	\$4,684.39	\$242,362.42	\$203,037.59	\$263,719.61
Computer/Software							
Computer Maint Agrmt	\$0.00	\$0.00	\$0.00	\$0.00	\$0.00	\$0.00	\$2,489.18
Computer Maint Agrmt-Animals	\$0.00	\$0.00	\$0.00	\$0.00	\$0.00	\$0.00	\$0.00
Computer Maint Agrmt-Marketing	\$4,800.00	\$400.00	\$0.00	\$0.00	\$2,400.00	\$0.00	\$489.00
Computer Maint Agrmt-Membership	\$3,300.00	\$275.00	\$0.00	\$0.00	\$1,650.00	\$0.00	\$2,629.90
Computer Maint Agrmt-Special Events	\$0.00	\$0.00	\$0.00	\$0.00	\$0.00	\$0.00	\$0.00
Computer Maint Agrmt-Education	\$5,200.00	\$433.34	\$0.00	\$0.00	\$2,599.96	\$0.00	\$0.00
Computer Maint Agrmt-Volunteer	\$0.00	\$0.00	\$0.00	\$0.00	\$0.00	\$0.00	\$0.00
Computer Maint Agrmt-Security	\$0.00	\$0.00	\$0.00	\$0.00	\$0.00	\$0.00	\$295.00
Computer Maint Agrmt-Visitor Services	\$11,000.00	\$0.00	\$0.00	\$0.00	\$0.00	\$0.00	\$0.00
Computer Maint Agrmt-Administration	\$8,750.00	\$0.00	\$0.00	\$0.00	\$8,600.00	\$0.00	\$6,980.52
Computer Maint Agrmt-Human Resource	\$6,000.00	\$0.00	\$0.00	\$0.00	\$6,000.00	\$0.00	\$3,025.00
Computer Maint Agrmt-Finance	\$0.00	\$0.00	\$0.00	\$0.00	\$0.00	\$0.00	\$0.00
Computer Hardware	\$3,500.00	\$291.67	\$0.00	\$0.00	\$1,749.98	\$0.00	\$6,274.00
Computer Hardware-Maintenance	\$0.00	\$0.00	\$0.00	\$0.00	\$0.00	\$0.00	\$0.00
Computer Hardware-Horticulture	\$0.00	\$0.00	\$0.00	\$0.00	\$0.00	\$0.00	\$0.00
Computer Hardware-Animal	\$2,000.00	\$166.67	\$0.00	\$0.00	\$999.98	\$0.00	\$0.00
Computer Hardware-Marketing	\$3,000.00	\$250.00	\$0.00	\$0.00	\$1,500.00	\$0.00	\$127.80
Computer Hardware-Membership	\$1,000.00	\$83.33	\$0.00	\$0.00	\$499.98	\$0.00	\$0.00
Computer Hardware-Development	\$500.00	\$41.67	\$0.00	\$0.00	\$249.98	\$0.00	\$0.00
Computer Hardware-Special Events	\$0.00	\$0.00	\$0.00	\$0.00	\$0.00	\$0.00	\$0.00
Computer Hardware-Education	\$3,000.00	\$250.00	\$0.00	\$0.00	\$1,500.00	\$0.00	\$0.00
Computer Hardware-Volunteer	\$800.00	\$66.67	\$0.00	\$0.00	\$399.98	\$0.00	\$0.00
Computer Hardware-Veterinary	\$0.00	\$0.00	\$0.00	\$0.00	\$0.00	\$0.00	\$277.03
Computer Hardware-Security	\$0.00	\$0.00	\$0.00	\$0.00	\$0.00	\$0.00	\$0.00
Computer Hardware-Visitor Services	\$0.00	\$0.00	\$0.00	\$0.00	\$0.00	\$0.00	\$0.00
Computer Hardware-Administration	\$2,500.00	\$208.33	\$0.00	\$0.00	\$1,249.98	\$0.00	\$27.33
Computer Hardware-Human Resources	\$1,300.00	\$108.33	\$0.00	\$0.00	\$649.98	\$0.00	\$0.00
Computer Software/Supplies	\$2,000.00	\$166.67	\$0.00	\$0.00	\$999.98	\$0.00	\$0.00

Fresno's Chaffee Zoo Corporation

Income Statement

June 2017

	2017 Budget	June Budget	June Measure Z	June Actual	YTD Budget	YTD Measure Z	YTD Actual
Computer Software/Supplies-Maintenance	\$0.00	\$0.00	\$0.00	\$0.00	\$0.00	\$0.00	\$0.00
Computer Software/Supplies-Horticulture	\$0.00	\$0.00	\$0.00	\$0.00	\$0.00	\$0.00	\$0.00
Computer Software/Supplies-Animal	\$500.00	\$41.67	\$0.00	\$0.00	\$249.98	\$0.00	\$0.00
Computer Software/Supplies-Marketing	\$3,000.00	\$250.00	\$0.00	\$279.96	\$1,500.00	\$0.00	\$1,164.76
Computer Software/Supplies-Membership	\$600.00	\$50.00	\$0.00	\$0.00	\$300.00	\$0.00	\$0.00
Computer Software/Supplies-Development	\$1,500.00	\$125.00	\$0.00	\$0.00	\$750.00	\$0.00	\$0.00
Computer Software/Supplies-Education	\$600.00	\$50.00	\$0.00	\$0.00	\$300.00	\$0.00	(\$47.85)
Computer Software/Supplies-Volunteer	\$0.00	\$0.00	\$0.00	\$0.00	\$0.00	\$0.00	\$0.00
Computer Software/Supplies-Veterinary	\$1,200.00	\$100.00	\$0.00	\$0.00	\$600.00	\$0.00	\$0.00
Computer Software/Supplies-Security	\$1,500.00	\$125.00	\$0.00	\$0.00	\$750.00	\$0.00	\$0.00
Computer Software/Supplies-Visitor Servi	\$480.00	\$40.00	\$0.00	\$0.00	\$240.00	\$0.00	\$0.00
Computer Software/Supplies-Administrat	\$500.00	\$41.67	\$0.00	\$0.00	\$249.98	\$0.00	\$250.00
Computer Software/Supplies-Human Reso	\$0.00	\$0.00	\$0.00	\$0.00	\$0.00	\$0.00	\$0.00
Total Computer/Software	<u>\$68,530.00</u>	<u>\$3,565.02</u>	<u>\$0.00</u>	<u>\$279.96</u>	<u>\$35,989.76</u>	<u>\$0.00</u>	<u>\$23,981.67</u>
Conservation							
Conservation	\$0.00	\$0.00	\$0.00	\$0.00	\$0.00	\$0.00	\$0.00
Conservation-Animal	\$200,000.00	\$16,666.67	\$0.00	\$47,600.00	\$99,999.98	\$0.00	\$62,600.00
Conservation-Development	\$0.00	\$0.00	\$0.00	\$0.00	\$0.00	\$0.00	\$0.00
Conservation-Education	\$0.00	\$0.00	\$0.00	\$0.00	\$0.00	\$0.00	\$0.00
Total Conservation	<u>\$200,000.00</u>	<u>\$16,666.67</u>	<u>\$0.00</u>	<u>\$47,600.00</u>	<u>\$99,999.98</u>	<u>\$0.00</u>	<u>\$62,600.00</u>
Contracted Services							
Consultant Fees	\$4,000.00	\$333.33	\$0.00	\$900.00	\$1,999.98	\$0.00	\$3,301.82
Consultant Fees-Maintenance	\$0.00	\$0.00	\$0.00	\$0.00	\$0.00	\$0.00	\$0.00
Consultant Fees-Horticulture	\$10,500.00	\$875.00	\$0.00	\$0.00	\$5,250.00	\$0.00	\$0.00
Consultant Fees-Animal	\$15,000.00	\$1,250.00	\$0.00	\$2,065.08	\$7,500.00	\$0.00	\$9,065.08
Consultant Fees-Special Events	\$0.00	\$0.00	\$0.00	\$0.00	\$0.00	\$0.00	\$0.00
Consultant Fees-Education	\$0.00	\$0.00	\$0.00	\$0.00	\$0.00	\$0.00	\$0.00
Consultant Fees-Veterinary	\$25,000.00	\$2,083.33	\$0.00	\$2,337.80	\$12,499.98	\$0.00	\$10,115.17
Consultant Fees-Visitor Services	\$0.00	\$0.00	\$0.00	\$0.00	\$0.00	\$0.00	\$0.00
Consultant Fees-Administration	\$0.00	\$0.00	\$0.00	\$1,500.00	\$0.00	\$0.00	\$2,860.00

Fresno's Chaffee Zoo Corporation

Income Statement

June 2017

	2017 Budget	June Budget	June Measure Z	June Actual	YTD Budget	YTD Measure Z	YTD Actual
Consultant Fees-Human Resources	\$0.00	\$0.00	\$0.00	\$0.00	\$0.00	\$0.00	\$0.00
Consultant Fees-Capital Projects	\$25,000.00	\$2,083.33	\$0.00	\$0.00	\$12,499.98	\$0.00	\$0.00
Contracted Services	\$4,000.00	\$333.33	\$0.00	\$0.00	\$1,999.98	\$0.00	\$2,095.22
Contracted Services-Maintenance	\$46,800.00	\$3,900.00	\$0.00	\$5,028.96	\$23,400.00	\$0.00	\$18,508.99
Contracted Services-Horticulture	\$15,000.00	\$1,250.00	\$0.00	\$0.00	\$7,500.00	\$0.00	\$8,315.21
Contracted Services-Animal	\$22,500.00	\$1,875.00	\$0.00	\$569.30	\$11,250.00	\$0.00	\$4,684.86
Contracted Services-Marketing	\$27,850.00	\$2,320.83	\$0.00	\$3,334.70	\$13,924.98	\$0.00	\$7,618.67
Contracted Services-Membership	\$8,000.00	\$666.67	\$0.00	\$3,222.00	\$3,999.98	\$0.00	\$3,519.57
Contracted Services-Development	\$0.00	\$0.00	\$0.00	\$0.00	\$0.00	\$0.00	\$400.00
Contracted Services-Special Events	\$49,000.00	\$2,083.33	\$0.00	\$4,370.59	\$8,049.98	\$0.00	\$38,829.70
Contracted Services-Education	\$0.00	\$0.00	\$0.00	\$87.64	\$0.00	\$0.00	\$502.98
Contracted Services-Volunteer	\$0.00	\$0.00	\$0.00	\$0.00	\$0.00	\$0.00	\$0.00
Contracted Services-Veterinary	\$0.00	\$0.00	\$0.00	\$0.00	\$0.00	\$0.00	\$9.17
Contracted Services-Security	\$6,100.00	\$508.33	\$0.00	\$0.00	\$3,049.98	\$0.00	\$1,222.49
Contracted Services-Visitor Services	\$325,000.00	\$28,000.00	\$0.00	\$25,962.23	\$156,000.00	\$0.00	\$152,154.46
Contracted Services-Administration	\$1,500.00	\$125.00	\$0.00	\$87.64	\$750.00	\$0.00	\$713.72
Contracted Services-Information Technolog	\$52,500.00	\$4,375.00	\$0.00	\$0.00	\$26,250.00	\$0.00	\$15,570.70
Contracted Services	\$0.00	\$0.00	\$0.00	\$250.00	\$0.00	\$0.00	\$250.00
Contracted Services-Capital Projects	\$0.00	\$0.00	\$0.00	\$0.00	\$0.00	\$0.00	\$0.00
Contracted Services-Operations	\$0.00	\$0.00	\$0.00	\$176.85	\$0.00	\$0.00	\$228.12
Security Services	\$3,000.00	\$250.00	\$0.00	\$1,452.00	\$1,500.00	\$0.00	\$1,452.00
Security Services-Maintenance	\$1,750.00	\$145.83	\$0.00	\$630.00	\$874.98	\$0.00	\$630.00
Security Services-Horticulture	\$0.00	\$0.00	\$0.00	\$0.00	\$0.00	\$0.00	\$0.00
Security Services-Animal	\$1,700.00	\$141.67	\$0.00	\$0.00	\$849.98	\$0.00	\$0.00
Security Services-Marketing	\$100.00	\$0.00	\$0.00	\$327.60	\$0.00	\$0.00	\$327.60
Security Services-Development	\$0.00	\$0.00	\$0.00	\$0.00	\$0.00	\$0.00	\$0.00
Security Services-Special Events	\$22,900.00	\$712.50	\$0.00	\$3,558.63	\$4,624.96	\$0.00	\$6,208.76
Security Services-Education	\$2,700.00	\$225.00	\$0.00	\$1,310.40	\$1,350.00	\$0.00	\$1,310.40
Security Services-Veterinary	\$1,550.00	\$129.17	\$0.00	\$756.00	\$774.98	\$0.00	\$756.00
Security Services-Security	\$0.00	\$0.00	\$0.00	\$3,403.00	\$0.00	\$0.00	\$4,300.25
Security Services-Visitor Services	\$9,000.00	\$750.00	\$0.00	\$4,495.50	\$4,500.00	\$0.00	\$5,767.75
Security Services-Administration	\$1,350.00	\$112.50	\$0.00	\$672.00	\$675.00	\$0.00	\$672.00

Fresno's Chaffee Zoo Corporation
Income Statement
June 2017

	2017 Budget	June Budget	June Measure Z	June Actual	YTD Budget	YTD Measure Z	YTD Actual
Total Contracted Services	\$681,800.00	\$54,529.15	\$0.00	\$66,497.92	\$311,074.74	\$0.00	\$301,390.69
Depreciation Expense							
Depreciation - Misc	\$0.00	\$0.00	\$0.00	\$0.00	\$0.00	\$0.00	\$0.00
Depreciation Land	\$0.00	\$0.00	\$0.00	\$0.00	\$0.00	\$0.00	\$0.00
Depreciation Grounds	\$0.00	\$0.00	\$0.00	\$2,250.00	\$0.00	\$0.00	\$13,500.00
Depreciation Exhibits	\$0.00	\$0.00	\$0.00	\$9,000.00	\$0.00	\$0.00	\$54,000.00
Depreciation Buildings and Structures	\$0.00	\$0.00	\$0.00	\$3,000.00	\$0.00	\$0.00	\$18,000.00
Depreciation Buildings and Structures-Anim	\$0.00	\$0.00	\$0.00	\$0.00	\$0.00	\$0.00	\$0.00
Depreciation Buildings and Structures-Educ	\$0.00	\$0.00	\$0.00	\$318.00	\$0.00	\$0.00	\$1,908.00
Depreciation Buildings and Structures-Visi	\$8,703.00	\$725.25	\$0.00	\$725.00	\$4,351.50	\$0.00	\$4,350.00
Depreciation Furniture	\$0.00	\$0.00	\$0.00	\$583.00	\$0.00	\$0.00	\$3,498.00
Depreciation Vehicles	\$0.00	\$0.00	\$0.00	\$2,250.00	\$0.00	\$0.00	\$13,500.00
Depreciation Vehicles-Administration	\$0.00	\$0.00	\$0.00	\$0.00	\$0.00	\$0.00	\$0.00
Depreciation Zoo Equipment	\$0.00	\$0.00	\$0.00	\$15,664.10	\$0.00	\$0.00	\$93,984.60
Depreciation Zoo Equipment-Animal	\$0.00	\$0.00	\$0.00	\$0.00	\$0.00	\$0.00	\$0.00
Depreciation Zoo Equipment-Special Events	\$0.00	\$0.00	\$0.00	\$0.00	\$0.00	\$0.00	\$0.00
Depreciation Zoo Equipment-Education	\$4,200.00	\$350.00	\$0.00	\$0.00	\$2,100.00	\$0.00	\$0.00
Depreciation Zoo Equipment-Veterinary	\$0.00	\$0.00	\$0.00	\$0.00	\$0.00	\$0.00	\$0.00
Depreciation Zoo Equipment-Administratio	\$428,153.00	\$32,353.00	\$0.00	\$0.00	\$194,153.00	\$0.00	\$0.00
Depreciation Sea Lion Cove	\$0.00	\$0.00	\$0.00	\$0.00	\$0.00	\$0.00	\$0.00
Depreciation - Utilities	\$0.00	\$0.00	\$0.00	\$0.00	\$0.00	\$0.00	\$0.00
Depreciation - African Adventure	\$0.00	\$0.00	\$0.00	\$0.00	\$0.00	\$0.00	\$0.00
Total Depreciation Expense	\$441,056.00	\$33,428.25	\$0.00	\$33,790.10	\$200,604.50	\$0.00	\$202,740.60
Dues							
Dues	\$35,000.00	\$1,000.00	\$0.00	\$0.00	\$30,500.00	\$0.00	\$34,549.17
Dues-Maintenance	\$0.00	\$0.00	\$0.00	\$0.00	\$0.00	\$0.00	\$0.00
Dues-Horticulture	\$350.00	\$29.17	\$0.00	\$0.00	\$174.98	\$0.00	\$0.00
Dues-Animal	\$600.00	\$50.00	\$0.00	\$0.00	\$300.00	\$0.00	\$40.00
Dues-Marketing	\$1,000.00	\$83.33	\$0.00	\$0.00	\$499.98	\$0.00	\$528.00
Dues-Membership	\$0.00	\$0.00	\$0.00	\$0.00	\$0.00	\$0.00	\$0.00

Fresno's Chaffee Zoo Corporation

Income Statement

June 2017

	2017 Budget	June Budget	June Measure Z	June Actual	YTD Budget	YTD Measure Z	YTD Actual
Dues-Development	\$0.00	\$0.00	\$0.00	\$0.00	\$0.00	\$0.00	\$437.50
Dues-Special Events	\$0.00	\$0.00	\$0.00	\$0.00	\$0.00	\$0.00	\$0.00
Dues-Education	\$200.00	\$16.67	\$0.00	\$0.00	\$99.98	\$0.00	\$0.00
Dues-Volunteer	\$50.00	\$4.17	\$0.00	\$0.00	\$24.98	\$0.00	\$0.00
Dues-Veterinary	\$2,800.00	\$233.33	\$0.00	\$0.00	\$1,399.98	\$0.00	\$197.50
Dues-Security	\$0.00	\$0.00	\$0.00	\$0.00	\$0.00	\$0.00	\$0.00
Dues-Visitor Services	\$0.00	\$0.00	\$0.00	\$0.00	\$0.00	\$0.00	\$4,747.25
Dues-Administration	\$2,500.00	\$208.33	\$0.00	\$0.00	\$1,249.98	\$0.00	\$47.50
Dues-Human Resources	\$400.00	\$33.33	\$0.00	\$0.00	\$199.98	\$0.00	\$75.00
Total Dues	\$42,900.00	\$1,658.33	\$0.00	\$0.00	\$34,449.86	\$0.00	\$40,621.92
Equipment							
Equipment Lease/Rental	\$0.00	\$0.00	\$0.00	\$0.00	\$0.00	\$0.00	\$364.00
Equipment Lease/Rental-Maintenance	\$22,500.00	\$1,875.00	\$0.00	\$14,049.56	\$11,250.00	\$0.00	\$52,132.48
Equipment Lease/Rental-Horticulture	\$9,500.00	\$791.67	\$0.00	\$0.00	\$4,749.98	\$0.00	\$0.00
Equipment Lease/Rental-Animal	\$0.00	\$0.00	\$0.00	\$8.96	\$0.00	\$0.00	\$543.48
Equipment Lease/Rental-Marketing	\$4,000.00	\$166.67	\$0.00	\$0.00	\$999.98	\$0.00	\$0.00
Equipment Lease/Rental-Membership	\$2,300.00	\$191.67	\$0.00	\$355.24	\$1,149.98	\$0.00	\$1,279.62
Equipment Lease/Rental-Development	\$14,250.00	\$1,187.50	\$0.00	\$276.50	\$7,125.00	\$0.00	\$276.50
Equipment Lease/Rental-Special Events	\$50,700.00	\$2,150.00	\$0.00	\$3,165.08	\$16,050.00	\$0.00	\$15,593.11
Equipment Lease/Rental-Education	\$4,000.00	\$333.33	\$0.00	\$120.85	\$1,999.98	\$0.00	\$1,834.86
Equipment Lease/Rental-Veterinary	\$0.00	\$0.00	\$0.00	\$420.19	\$0.00	\$0.00	\$1,823.05
Equipment Lease/Rental-Security	\$2,500.00	\$208.33	\$0.00	\$0.00	\$1,249.98	\$0.00	\$866.81
Equipment Lease/Rental-Visitor Services	\$2,500.00	\$208.33	\$0.00	\$0.00	\$1,249.98	\$0.00	\$1,045.48
Equipment Lease/Rental-Administration	\$5,000.00	\$416.67	\$0.00	\$238.06	\$2,499.98	\$0.00	\$2,165.46
Equipment Lease/Rental-Capital Projects	\$0.00	\$0.00	\$0.00	\$0.00	\$0.00	\$0.00	\$0.00
Equipment Lease/Rental-Operations	\$600.00	\$50.00	\$0.00	\$8.96	\$300.00	\$0.00	\$179.49
Equipment Maintenance	\$0.00	\$0.00	\$0.00	\$0.00	\$0.00	\$0.00	\$0.00
Equipment Maintenance-Maintenance	\$0.00	\$0.00	\$0.00	\$2,162.80	\$0.00	\$0.00	\$9,645.39
Equipment Maintenance-Horticulture	\$3,000.00	\$250.00	\$0.00	\$0.00	\$1,500.00	\$0.00	\$0.00
Equipment Maintenance-Animal	\$0.00	\$0.00	\$0.00	\$419.76	\$0.00	\$0.00	\$1,628.92
Equipment Maintenance-Marketing	\$500.00	\$41.67	\$0.00	\$0.00	\$249.98	\$0.00	\$355.92

Fresno's Chaffee Zoo Corporation

Income Statement

June 2017

	2017 Budget	June Budget	June Measure Z	June Actual	YTD Budget	YTD Measure Z	YTD Actual
Equipment Maintenance-Membership	\$1,600.00	\$133.33	\$0.00	\$367.26	\$799.98	\$0.00	\$889.31
Equipment Maintenance-Development	\$4,500.00	\$375.00	\$0.00	\$515.49	\$2,250.00	\$0.00	\$1,151.15
Equipment Maintenance-Special Events	\$5,080.00	\$106.67	\$0.00	\$500.00	\$639.98	\$0.00	\$1,562.39
Equipment Maintenance-Education	\$1,000.00	\$83.33	\$0.00	\$0.00	\$499.98	\$0.00	\$0.00
Equipment Maintenance-Veterinary	\$0.00	\$0.00	\$0.00	\$1,486.10	\$0.00	\$0.00	\$2,256.98
Equipment Maintenance-Security	\$2,000.00	\$166.67	\$0.00	\$0.00	\$999.98	\$0.00	\$0.00
Equipment Maintenance-Visitor Services	\$3,000.00	\$250.00	\$0.00	\$0.00	\$1,500.00	\$0.00	\$1,158.30
Equipment Maintenance-Administration	\$0.00	\$0.00	\$0.00	\$0.00	\$0.00	\$0.00	\$0.00
Equipment Maintenance-Operations	\$0.00	\$0.00	\$0.00	\$14.76	\$0.00	\$0.00	\$74.19
Equipment Purchases	\$0.00	\$0.00	\$0.00	\$0.00	\$0.00	\$0.00	\$0.00
Equipment Purchases-Maintenance	\$0.00	\$0.00	\$0.00	\$0.00	\$0.00	\$0.00	\$1,649.81
Equipment Purchases-Horticulture	\$5,000.00	\$416.67	\$0.00	\$0.00	\$2,499.98	\$0.00	\$0.00
Equipment Purchases-Animal	\$25,000.00	\$2,083.33	\$0.00	\$0.00	\$12,499.98	\$0.00	\$689.32
Equipment Purchases-Marketing	\$1,000.00	\$83.33	\$0.00	\$0.00	\$499.98	\$0.00	\$2,591.37
Equipment Purchases-Membership	\$400.00	\$33.33	\$0.00	\$0.00	\$199.98	\$0.00	\$97.17
Equipment Purchases-Development	\$10,000.00	\$833.33	\$0.00	\$0.00	\$4,999.98	\$0.00	\$0.00
Equipment Purchases-Special Events	\$42,500.00	\$1,375.00	\$0.00	\$0.00	\$8,250.00	\$0.00	\$1,765.36
Equipment Purchases-Education	\$7,200.00	\$600.00	\$0.00	\$1,519.69	\$3,600.00	\$0.00	\$2,362.78
Equipment Purchases-Veterinary	\$7,300.00	\$608.33	\$0.00	\$219.79	\$3,649.98	\$0.00	\$2,368.46
Equipment Purchases-Security	\$3,000.00	\$250.00	\$0.00	\$0.00	\$1,500.00	\$0.00	\$0.00
Equipment Purchases-Visitor Services	\$1,500.00	\$125.00	\$0.00	\$0.00	\$750.00	\$0.00	\$1,289.22
Equipment Purchases-Administration	\$0.00	\$0.00	\$0.00	\$0.00	\$0.00	\$0.00	\$0.00
Equipment Purchases-Operations	\$0.00	\$0.00	\$0.00	\$0.00	\$0.00	\$0.00	\$0.00
Trailer Rental-General	\$23,000.00	\$1,916.67	\$0.00	\$2,271.83	\$11,499.98	\$0.00	\$11,237.08
Total Equipment	\$264,430.00	\$17,310.83	\$0.00	\$28,120.88	\$107,014.62	\$0.00	\$120,877.46
Fleet							
Fuel Surcharge	\$0.00	\$0.00	\$0.00	\$0.00	\$0.00	\$0.00	\$0.00
Fuel Surcharge-Marketing	\$0.00	\$0.00	\$0.00	\$0.00	\$0.00	\$0.00	\$0.00
Gasoline/Motor Oil/Fuel	\$0.00	\$0.00	\$0.00	\$0.00	\$0.00	\$0.00	\$0.00
Gasoline/Motor Oil/Fuel-Maintenance	\$4,500.00	\$375.00	\$0.00	\$499.35	\$2,250.00	\$0.00	\$4,345.01
Gasoline/Motor Oil/Fuel-Horticulture	\$2,200.00	\$183.33	\$0.00	\$0.00	\$1,099.98	\$0.00	\$132.59

Fresno's Chaffee Zoo Corporation Income Statement June 2017

	2017 Budget	June Budget	June Measure Z	June Actual	YTD Budget	YTD Measure Z	YTD Actual
Gasoline/Motor Oil/Fuel-Animal	\$1,000.00	\$83.33	\$0.00	\$180.38	\$499.98	\$0.00	\$247.59
Gasoline/Motor Oil/Fuel-Education	\$6,000.00	\$500.00	\$0.00	\$170.91	\$3,000.00	\$0.00	\$1,038.52
Gasoline/Motor Oil/Fuel-Veterinary	\$240.00	\$20.00	\$0.00	\$0.00	\$120.00	\$0.00	\$160.35
Gasoline/Motor Oil/Fuel-Visitor Services	\$20.00	\$1.67	\$0.00	\$0.00	\$9.98	\$0.00	\$0.00
Vehicle Rental	\$0.00	\$0.00	\$0.00	\$0.00	\$0.00	\$0.00	\$0.00
Vehicle Rental-Maintenance	\$0.00	\$0.00	\$0.00	\$0.00	\$0.00	\$0.00	\$0.00
Vehicle Rental-Development	\$12,000.00	\$1,000.00	\$0.00	\$0.00	\$6,000.00	\$0.00	\$0.00
Vehicle Repair and Maintenance	\$0.00	\$0.00	\$0.00	\$0.00	\$0.00	\$0.00	\$0.00
Vehicle Repair and Maintenance-Maintenan	\$16,500.00	\$1,375.00	\$0.00	\$233.57	\$8,250.00	\$0.00	\$1,879.49
Vehicle Repair and Maintenance-Horticultu	\$1,500.00	\$125.00	\$0.00	\$0.00	\$750.00	\$0.00	\$0.00
Vehicle Repair and Maintenance-Animal	\$1,000.00	\$83.33	\$0.00	\$0.00	\$499.98	\$0.00	\$787.06
Vehicle Repair and Maintenance-Marketing	\$0.00	\$0.00	\$0.00	\$0.00	\$0.00	\$0.00	\$0.00
Vehicle Repair and Maintenance-Developmc	\$0.00	\$0.00	\$0.00	\$0.00	\$0.00	\$0.00	\$0.00
Vehicle Repair and Maintenance-Special Ev	\$0.00	\$0.00	\$0.00	\$0.00	\$0.00	\$0.00	\$0.00
Vehicle Repair and Maintenance-Education	\$3,000.00	\$250.00	\$0.00	\$386.61	\$1,500.00	\$0.00	\$386.61
Vehicle Repair and Maintenance-Veterinary	\$0.00	\$0.00	\$0.00	\$0.00	\$0.00	\$0.00	\$0.00
Vehicle Repair and Maintenance-Security	\$0.00	\$0.00	\$0.00	\$0.00	\$0.00	\$0.00	\$0.00
Vehicle Repair and Maintenance-Administra	\$0.00	\$0.00	\$0.00	\$0.00	\$0.00	\$0.00	\$0.00
Vehicle License & Registration	\$0.00	\$0.00	\$0.00	\$0.00	\$0.00	\$0.00	\$0.00
Vehicle License & Registration-Maintenanc	\$2,600.00	\$216.67	\$0.00	\$55.00	\$1,299.98	\$0.00	\$853.20
Vehicle	\$0.00	\$0.00	\$0.00	\$0.00	\$0.00	\$0.00	\$0.00
Total Fleet	\$50,560.00	\$4,213.33	\$0.00	\$1,525.82	\$25,279.90	\$0.00	\$9,830.42
Food/Catering							
Food/Catering	\$1,500.00	\$125.00	\$0.00	\$0.00	\$750.00	\$0.00	\$599.10
Food/Catering-Maintenance	\$0.00	\$0.00	\$0.00	\$0.00	\$0.00	\$0.00	\$0.00
Food/Catering-Horticulturc	\$0.00	\$0.00	\$0.00	\$0.00	\$0.00	\$0.00	\$0.00
Food/Catering-Animal	\$400.00	\$33.33	\$0.00	\$0.00	\$199.98	\$0.00	\$40.17
Food/Catering-Marketing	\$8,000.00	\$41.67	\$0.00	\$0.00	\$249.98	\$0.00	\$473.64
Food/Catering-Membership	\$400.00	\$33.33	\$0.00	\$0.00	\$199.98	\$0.00	\$0.00
Food/Catering-Development	\$5,000.00	\$416.67	\$0.00	\$0.00	\$2,499.98	\$0.00	\$3,167.60
Food/Catering-Special Events	\$250,500.00	\$21,845.83	\$0.00	\$7,932.83	\$119,324.98	\$0.00	\$118,778.90

Fresno's Chaffee Zoo Corporation

Income Statement

June 2017

	2017 Budget	June Budget	June Measure Z	June Actual	YTD Budget	YTD Measure Z	YTD Actual
Food/Catering-Education	\$8,300.00	\$1,091.66	\$0.00	\$753.83	\$3,499.96	\$0.00	\$1,198.18
Food/Catering-Volunteer	\$2,000.00	\$166.67	\$0.00	\$16.48	\$999.98	\$0.00	\$389.81
Food/Catering-Veterinary	\$0.00	\$0.00	\$0.00	\$0.00	\$0.00	\$0.00	\$42.75
Food/Catering-Administration	\$1,250.00	\$104.17	\$0.00	\$146.85	\$624.98	\$0.00	\$246.09
Food/Catering-Human Resources	\$24,800.00	\$3,000.00	\$0.00	\$0.00	\$4,300.00	\$0.00	\$133.87
Food/Catering-Capital Projects	\$0.00	\$0.00	\$0.00	\$0.00	\$0.00	\$0.00	\$0.00
Total Food/Catering	<u>\$302,150.00</u>	<u>\$26,858.33</u>	<u>\$0.00</u>	<u>\$8,849.99</u>	<u>\$132,649.82</u>	<u>\$0.00</u>	<u>\$125,070.11</u>
Insurance							
Insurance-Other	\$0.00	\$0.00	\$0.00	\$0.00	\$0.00	\$0.00	\$0.00
Liability Insurance	\$175,000.00	\$13,500.00	\$0.00	\$12,918.78	\$112,500.00	\$0.00	\$114,268.55
Liability Insurance-Administration	\$0.00	\$0.00	\$0.00	\$0.00	\$0.00	\$0.00	\$0.00
Property Insurance	\$0.00	\$0.00	\$0.00	\$0.00	\$0.00	\$0.00	\$0.00
Total Insurance	<u>\$175,000.00</u>	<u>\$13,500.00</u>	<u>\$0.00</u>	<u>\$12,918.78</u>	<u>\$112,500.00</u>	<u>\$0.00</u>	<u>\$114,268.55</u>
Miscellaneous Business							
Courier Services	\$0.00	\$0.00	\$0.00	\$0.00	\$0.00	\$0.00	\$0.00
Courier Services-Veterinary	\$800.00	\$66.67	\$0.00	\$0.00	\$399.98	\$0.00	\$0.00
Courier Services-Visitor Services	\$6,350.00	\$529.17	\$0.00	\$710.97	\$3,174.98	\$0.00	\$3,057.52
Courier Services-Administration	\$250.00	\$20.83	\$0.00	\$0.00	\$124.98	\$0.00	\$0.00
Mileage-Toll-Parking	\$0.00	\$0.00	\$0.00	\$0.00	\$0.00	\$0.00	\$0.00
Mileage-Toll-Parking-Maintenance	\$0.00	\$0.00	\$0.00	\$0.00	\$0.00	\$0.00	\$0.00
Mileage-Toll-Parking-Horticulture	\$0.00	\$0.00	\$0.00	\$0.00	\$0.00	\$0.00	\$0.00
Mileage-Toll-Parking-Animal	\$0.00	\$0.00	\$0.00	\$0.00	\$0.00	\$0.00	\$0.00
Mileage-Toll-Parking-Marketing	\$1,550.00	\$125.00	\$0.00	\$70.35	\$750.00	\$0.00	\$404.00
Mileage-Toll-Parking-Membership	\$250.00	\$20.83	\$0.00	\$10.70	\$124.98	\$0.00	\$24.50
Mileage-Toll-Parking-Development	\$750.00	\$62.50	\$0.00	\$0.00	\$375.00	\$0.00	\$355.64
Mileage-Toll-Parking-Special Events	\$10,695.00	\$941.66	\$0.00	\$0.00	\$5,344.96	\$0.00	\$7,347.78
Mileage-Toll-Parking-Education	\$50.00	\$4.17	\$0.00	\$0.00	\$24.98	\$0.00	\$0.00
Mileage-Toll-Parking-Veterinary	\$0.00	\$0.00	\$0.00	\$0.00	\$0.00	\$0.00	\$0.00
Mileage-Toll-Parking-Security	\$0.00	\$0.00	\$0.00	\$0.00	\$0.00	\$0.00	\$0.00
Mileage-Toll-Parking-Administration	\$0.00	\$0.00	\$0.00	\$0.00	\$0.00	\$0.00	\$4.09

Fresno's Chaffee Zoo Corporation

Income Statement

June 2017

	2017 Budget	June Budget	June Measure Z	June Actual	YTD Budget	YTD Measure Z	YTD Actual
Milcage-Toll-Parking-Human Resources	\$0.00	\$0.00	\$0.00	\$5.00	\$0.00	\$0.00	\$5.00
Milcage-Toll-Parking-Operations	\$0.00	\$0.00	\$0.00	\$0.00	\$0.00	\$0.00	\$0.00
Sales Tax Expense	\$0.00	\$0.00	\$0.00	\$0.00	\$0.00	\$0.00	\$0.00
Sales Tax Expense-Maintenance	\$0.00	\$0.00	\$0.00	\$0.00	\$0.00	\$0.00	\$0.00
Sales Tax Expense-Horticulture	\$0.00	\$0.00	\$0.00	\$0.00	\$0.00	\$0.00	\$0.00
Sales Tax Expense-Animal	\$0.00	\$0.00	\$0.00	\$0.00	\$0.00	\$0.00	\$0.00
Sales Tax Expense-Marketing	\$0.00	\$0.00	\$0.00	\$0.00	\$0.00	\$0.00	\$0.00
Sales Tax Expense-Membership	\$0.00	\$0.00	\$0.00	\$0.00	\$0.00	\$0.00	\$0.00
Sales Tax Expense-Development	\$0.00	\$0.00	\$0.00	\$0.00	\$0.00	\$0.00	\$0.00
Sales Tax Expense-Special Events	\$0.00	\$0.00	\$0.00	\$0.00	\$0.00	\$0.00	\$0.00
Sales Tax Expense-Education	\$0.00	\$0.00	\$0.00	\$0.00	\$0.00	\$0.00	\$0.00
Sales Tax Expense-Volunteer	\$0.00	\$0.00	\$0.00	\$0.00	\$0.00	\$0.00	\$0.00
Sales Tax Expense-Veterinary	\$0.00	\$0.00	\$0.00	\$0.00	\$0.00	\$0.00	\$0.00
Sales Tax Expense-Security	\$0.00	\$0.00	\$0.00	\$0.00	\$0.00	\$0.00	\$0.00
Sales Tax Expense-Visitor Services	\$0.00	\$0.00	\$0.00	\$0.00	\$0.00	\$0.00	\$0.00
Sales Tax Expense-Administration	\$0.00	\$0.00	\$0.00	\$0.00	\$0.00	\$0.00	\$0.00
Trip Expense	\$0.00	\$0.00	\$0.00	\$0.00	\$0.00	\$0.00	\$320.36
Trip Expense-Animal	\$3,000.00	\$250.00	\$0.00	\$0.00	\$1,500.00	\$0.00	\$0.00
Trip Expense-Education	\$2,500.00	\$208.33	\$0.00	\$0.00	\$1,249.98	\$0.00	\$110.50
Trip Expense-Veterinary	\$0.00	\$0.00	\$0.00	\$0.00	\$0.00	\$0.00	\$0.00
Reference Materials	\$0.00	\$0.00	\$0.00	\$0.00	\$0.00	\$0.00	\$0.00
Reference Materials-Maintenance	\$0.00	\$0.00	\$0.00	\$0.00	\$0.00	\$0.00	\$0.00
Reference Materials-Horticulture	\$200.00	\$16.67	\$0.00	\$0.00	\$99.98	\$0.00	\$0.00
Reference Materials-Animal	\$0.00	\$0.00	\$0.00	\$0.00	\$0.00	\$0.00	\$0.00
Reference Materials-Education	\$1,000.00	\$83.33	\$0.00	\$0.00	\$499.98	\$0.00	\$0.00
Reference Materials-Volunteer	\$0.00	\$0.00	\$0.00	\$0.00	\$0.00	\$0.00	\$0.00
Reference Materials-Veterinary	\$400.00	\$33.33	\$0.00	\$0.00	\$199.98	\$0.00	\$0.00
Reference Materials-Security	\$0.00	\$0.00	\$0.00	\$0.00	\$0.00	\$0.00	\$0.00
Reference Materials-Administration	\$250.00	\$20.83	\$0.00	\$0.00	\$124.98	\$0.00	\$0.00
Reference Materials-Human Resources	\$500.00	\$41.67	\$0.00	\$0.00	\$249.98	\$0.00	\$0.00
Subscriptions/Publications	\$0.00	\$0.00	\$0.00	\$0.00	\$0.00	\$0.00	\$0.00
Subscriptions/Publications-Maintenance	\$150.00	\$12.50	\$0.00	\$0.00	\$75.00	\$0.00	\$0.00

Fresno's Chaffee Zoo Corporation

Income Statement

June 2017

	2017 Budget	June Budget	June Measure Z	June Actual	YTD Budget	YTD Measure Z	YTD Actual
Subscriptions/Publications-Horticulture	\$100.00	\$8.33	\$0.00	\$0.00	\$49.98	\$0.00	\$0.00
Subscriptions/Publications-Animal	\$500.00	\$41.67	\$0.00	\$0.00	\$249.98	\$0.00	\$0.00
Subscriptions/Publications-Marketing	\$200.00	\$16.67	\$0.00	\$0.00	\$99.98	\$0.00	\$0.00
Subscriptions/Publications-Development	\$800.00	\$66.67	\$0.00	\$0.00	\$399.98	\$0.00	\$0.00
Subscriptions/Publications-Special Events	\$0.00	\$0.00	\$0.00	\$0.00	\$0.00	\$0.00	\$0.00
Subscriptions/Publications-Administration	\$0.00	\$0.00	\$0.00	\$0.00	\$0.00	\$0.00	\$0.00
Subscriptions/Publications-Human Resource	\$0.00	\$0.00	\$0.00	\$0.00	\$0.00	\$0.00	\$0.00
Volunteer Recognition	\$0.00	\$0.00	\$0.00	\$0.00	\$0.00	\$0.00	\$0.00
Volunteer Recognition-Special Events	\$500.00	\$41.67	\$0.00	\$0.00	\$249.98	\$0.00	\$0.00
Volunteer Recognition-Volunteer	\$0.00	\$0.00	\$0.00	\$119.97	\$0.00	\$0.00	\$682.08
Director Discretionary	\$0.00	\$0.00	\$0.00	\$0.00	\$0.00	\$0.00	\$0.00
Director Discretionary-Animal	\$0.00	\$0.00	\$0.00	\$0.00	\$0.00	\$0.00	\$100.00
Director Discretionary-Marketing	\$0.00	\$0.00	\$0.00	\$0.00	\$0.00	\$0.00	\$0.00
Director Discretionary-Administration	\$20,000.00	\$1,666.67	\$0.00	\$0.00	\$9,999.98	\$0.00	\$277.01
Employee Relations	\$0.00	\$0.00	\$0.00	\$0.00	\$0.00	\$0.00	\$0.00
Employee Relations-Animal	\$0.00	\$0.00	\$0.00	\$0.00	\$0.00	\$0.00	\$0.00
Employee Relations-Development	\$0.00	\$0.00	\$0.00	\$0.00	\$0.00	\$0.00	\$0.00
Employee Relations-Special Events	\$0.00	\$0.00	\$0.00	\$0.00	\$0.00	\$0.00	\$0.00
Employee Relations-Education	\$500.00	\$41.67	\$0.00	\$0.00	\$249.98	\$0.00	\$0.00
Employee Relations-Security	\$0.00	\$0.00	\$0.00	\$0.00	\$0.00	\$0.00	\$0.00
Employee Relations-Administration	\$500.00	\$41.67	\$0.00	\$0.00	\$249.98	\$0.00	\$0.00
Research	\$0.00	\$0.00	\$0.00	\$0.00	\$0.00	\$0.00	\$0.00
Research-Animal	\$0.00	\$0.00	\$0.00	\$0.00	\$0.00	\$0.00	\$0.00
Recognition Expense	\$0.00	\$0.00	\$0.00	\$0.00	\$0.00	\$0.00	\$0.00
Recognition Expense-Marketing	\$500.00	\$0.00	\$0.00	\$0.00	\$0.00	\$0.00	\$80.00
Recognition Expense-Development	\$2,500.00	\$208.33	\$0.00	\$0.00	\$1,249.98	\$0.00	\$1,842.12
Recognition Expense-Special Events	\$1,600.00	\$20.83	\$0.00	\$0.00	\$199.98	\$0.00	\$0.00
Recognition Expense-Education	\$500.00	\$41.67	\$0.00	\$0.00	\$249.98	\$0.00	\$0.00
Recognition Expense-Volunteer	\$2,000.00	\$166.67	\$0.00	\$0.00	\$999.98	\$0.00	\$0.00
Recognition Expense-Administration	\$0.00	\$0.00	\$0.00	\$0.00	\$0.00	\$0.00	\$0.00
Recognition Expense-Human Resources	\$950.00	\$79.17	\$0.00	\$0.00	\$474.98	\$0.00	\$269.20
Recognition Expense-Capital Projects	\$0.00	\$0.00	\$0.00	\$0.00	\$0.00	\$0.00	\$0.00

Fresno's Chaffee Zoo Corporation

Income Statement

June 2017

	2017 Budget	June Budget	June Measure Z	June Actual	YTD Budget	YTD Measure Z	YTD Actual
Staff Recruitment Expense	\$0.00	\$0.00	\$0.00	\$0.00	\$0.00	\$0.00	\$0.00
Staff Recruitment Expense-Horticulture	\$0.00	\$0.00	\$0.00	\$0.00	\$0.00	\$0.00	\$0.00
Staff Recruitment Expense-Veterinary	\$0.00	\$0.00	\$0.00	\$0.00	\$0.00	\$0.00	\$0.00
Staff Recruitment Expense-Administration	\$0.00	\$0.00	\$0.00	\$0.00	\$0.00	\$0.00	\$0.00
Recruiting	\$0.00	\$0.00	\$0.00	\$0.00	\$0.00	\$0.00	\$0.00
Recruiting-Maintenance	\$250.00	\$20.83	\$0.00	\$0.00	\$124.98	\$0.00	\$0.00
Recruiting-Horticulture	\$150.00	\$12.50	\$0.00	\$0.00	\$75.00	\$0.00	\$0.00
Recruiting-Animal	\$2,500.00	\$208.33	\$0.00	\$0.00	\$1,249.98	\$0.00	\$150.00
Recruiting-Marketing	\$0.00	\$0.00	\$0.00	\$0.00	\$0.00	\$0.00	\$0.00
Recruiting-Special Event	\$0.00	\$0.00	\$0.00	\$0.00	\$0.00	\$0.00	\$0.00
Recruiting-Education	\$500.00	\$41.67	\$0.00	\$0.00	\$249.98	\$0.00	\$0.00
Recruiting-Veterinary	\$300.00	\$25.00	\$0.00	\$0.00	\$150.00	\$0.00	\$0.00
Recruiting-Security	\$0.00	\$0.00	\$0.00	\$0.00	\$0.00	\$0.00	\$0.00
Recruiting-Administration	\$0.00	\$0.00	\$0.00	\$4,945.97	\$0.00	\$0.00	\$4,945.97
Recruiting-Human Resources	\$10,000.00	\$833.33	\$0.00	\$660.50	\$4,999.98	\$0.00	\$2,689.00
Recognition Expense	\$0.00	\$0.00	\$0.00	\$0.00	\$0.00	\$0.00	\$0.00
Total Miscellaneous Business	<u>\$73,545.00</u>	<u>\$6,020.84</u>	<u>\$0.00</u>	<u>\$6,523.46</u>	<u>\$35,894.40</u>	<u>\$0.00</u>	<u>\$22,664.77</u>
Office Supplies							
Office Furniture	\$0.00	\$0.00	\$0.00	\$0.00	\$0.00	\$0.00	\$0.00
Office Furniture-Maintenance	\$0.00	\$0.00	\$0.00	\$0.00	\$0.00	\$0.00	\$0.00
Office Furniture-Horticulture	\$0.00	\$0.00	\$0.00	\$0.00	\$0.00	\$0.00	\$0.00
Office Furniture-Animals	\$0.00	\$0.00	\$0.00	\$0.00	\$0.00	\$0.00	\$0.00
Office Furniture-Marketing	\$1,000.00	\$83.33	\$0.00	\$0.00	\$499.98	\$0.00	\$319.67
Office Furniture-Membership	\$1,000.00	\$83.33	\$0.00	\$0.00	\$499.98	\$0.00	\$0.00
Office Furniture-Special Events	\$500.00	\$41.67	\$0.00	\$0.00	\$249.98	\$0.00	\$0.00
Office Furniture-Education	\$1,000.00	\$83.33	\$0.00	\$0.00	\$499.98	\$0.00	\$0.00
Office Furniture-Veterinary	\$1,800.00	\$150.00	\$0.00	\$0.00	\$900.00	\$0.00	\$0.00
Office Furniture-Security	\$0.00	\$0.00	\$0.00	\$0.00	\$0.00	\$0.00	\$0.00
Office Furniture-Administration	\$1,000.00	\$83.33	\$0.00	\$0.00	\$499.98	\$0.00	\$0.00
Office Furniture-Human Resources	\$0.00	\$0.00	\$0.00	\$0.00	\$0.00	\$0.00	\$0.00
Office Furniture-Capital Projects	\$0.00	\$0.00	\$0.00	\$0.00	\$0.00	\$0.00	\$0.00

Fresno's Chaffee Zoo Corporation Income Statement June 2017

	2017 Budget	June Budget	June Measure Z	June Actual	YTD Budget	YTD Measure Z	YTD Actual
Office Furniture-Operations	\$0.00	\$0.00	\$0.00	\$0.00	\$0.00	\$0.00	\$0.00
Office Supplies	\$0.00	\$0.00	\$0.00	\$0.00	\$0.00	\$0.00	\$0.00
Office Supplies-Maintenance	\$400.00	\$33.33	\$0.00	\$0.00	\$199.98	\$0.00	\$0.00
Office Supplies-Horticulture	\$0.00	\$0.00	\$0.00	\$0.00	\$0.00	\$0.00	\$0.00
Office Supplies-Animal	\$1,200.00	\$100.00	\$0.00	\$29.01	\$600.00	\$0.00	\$446.14
Office Supplies-Marketing	\$750.00	\$62.50	\$0.00	\$0.00	\$375.00	\$0.00	\$666.28
Office Supplies-Membership	\$1,200.00	\$100.00	\$0.00	\$26.99	\$600.00	\$0.00	\$834.12
Office Supplies-Development	\$3,100.00	\$258.34	\$0.00	\$0.00	\$1,549.96	\$0.00	\$0.00
Office Supplies-Special Events	\$2,400.00	\$200.00	\$0.00	\$32.07	\$1,199.96	\$0.00	\$469.01
Office Supplies-Education	\$5,200.00	\$433.34	\$0.00	\$0.00	\$2,599.96	\$0.00	\$634.49
Office Supplies-Volunteer	\$0.00	\$0.00	\$0.00	\$0.00	\$0.00	\$0.00	\$0.00
Office Supplies-Veterinary	\$1,100.00	\$91.67	\$0.00	\$0.00	\$549.98	\$0.00	\$471.16
Office Supplies-Security	\$500.00	\$41.67	\$0.00	\$0.00	\$249.98	\$0.00	\$324.60
Office Supplies-Visitor Services	\$1,700.00	\$141.67	\$0.00	\$92.36	\$849.98	\$0.00	\$903.75
Office Supplies-Administration	\$8,000.00	\$666.67	\$0.00	\$318.91	\$3,999.98	\$0.00	\$3,857.23
Office Supplies-Human Resources	\$350.00	\$29.17	\$0.00	\$20.99	\$174.98	\$0.00	\$130.09
Office Supplies-Capital Projects	\$0.00	\$0.00	\$0.00	\$0.00	\$0.00	\$0.00	\$0.00
Office Supplies-Operations	\$250.00	\$20.83	\$0.00	\$0.00	\$124.98	\$0.00	\$0.00
Total Office Supplies	<u>\$32,450.00</u>	<u>\$2,704.18</u>	<u>\$0.00</u>	<u>\$520.33</u>	<u>\$16,224.64</u>	<u>\$0.00</u>	<u>\$9,056.54</u>
Postage							
Postage	\$0.00	\$0.00	\$0.00	\$0.00	\$0.00	\$0.00	\$0.00
Postage-Maintenance	\$0.00	\$0.00	\$0.00	\$0.00	\$0.00	\$0.00	\$0.00
Postage-Animal	\$500.00	\$41.67	\$0.00	\$107.75	\$249.98	\$0.00	\$154.92
Postage-Marketing	\$1,750.00	\$125.00	\$0.00	\$0.00	\$750.00	\$0.00	\$0.00
Postage-Membership	\$26,000.00	\$2,166.67	\$0.00	\$4,821.84	\$12,999.98	\$0.00	\$15,369.12
Postage-Development	\$11,500.00	\$958.34	\$0.00	\$54.56	\$5,749.96	\$0.00	\$3,244.44
Postage-Special Events	\$18,695.00	\$118.34	\$0.00	\$132.94	\$6,834.96	\$0.00	\$6,277.72
Postage-Education	\$1,675.00	\$139.58	\$0.00	\$31.27	\$837.48	\$0.00	\$62.95
Postage-Volunteer	\$500.00	\$41.67	\$0.00	\$15.64	\$249.98	\$0.00	\$45.90
Postage-Veterinary	\$4,250.00	\$354.17	\$0.00	\$506.70	\$2,124.98	\$0.00	\$2,858.34
Postage-Security	\$75.00	\$6.25	\$0.00	\$0.00	\$37.50	\$0.00	\$0.00

Fresno's Chaffee Zoo Corporation Income Statement June 2017

	2017 Budget	June Budget	June Measure Z	June Actual	YTD Budget	YTD Measure Z	YTD Actual
Postage-Visitor Services	\$100.00	\$8.33	\$0.00	\$47.14	\$49.98	\$0.00	\$47.14
Postage-Administration	\$3,500.00	\$291.67	\$0.00	\$257.99	\$1,749.98	\$0.00	\$1,825.41
Postage-Human Resources	\$0.00	\$0.00	\$0.00	\$0.00	\$0.00	\$0.00	\$0.00
Postage-Capital Projects	\$0.00	\$0.00	\$0.00	\$0.00	\$0.00	\$0.00	\$0.00
Total Postage	<u>\$68,545.00</u>	<u>\$4,251.69</u>	<u>\$0.00</u>	<u>\$5,975.83</u>	<u>\$31,634.78</u>	<u>\$0.00</u>	<u>\$29,885.94</u>
Printing							
Newsletter Expense	\$0.00	\$0.00	\$0.00	\$0.00	\$0.00	\$0.00	\$0.00
Newsletter Expense-Membership	\$38,000.00	\$4,833.33	\$0.00	\$0.00	\$28,999.98	\$0.00	\$29,881.23
Newsletter Expense-Development	\$0.00	\$0.00	\$0.00	\$0.00	\$0.00	\$0.00	\$0.00
Printing	\$0.00	\$0.00	\$0.00	\$0.00	\$0.00	\$0.00	\$0.00
Printing-Maintenance	\$0.00	\$0.00	\$0.00	\$361.89	\$0.00	\$0.00	\$361.89
Printing-Horticulture	\$0.00	\$0.00	\$0.00	\$0.00	\$0.00	\$0.00	\$0.00
Printing-Animal	\$200.00	\$16.67	\$0.00	\$0.00	\$99.98	\$0.00	\$0.00
Printing-Marketing	\$45,750.00	\$3,750.00	\$0.00	\$0.00	\$22,500.00	\$0.00	\$10,354.34
Printing-Membership	\$22,000.00	\$1,833.33	\$0.00	\$791.27	\$10,999.98	\$0.00	\$19,278.37
Printing-Development	\$18,000.00	\$1,500.00	\$0.00	\$0.00	\$9,000.00	\$0.00	\$3,202.16
Printing-Special Events	\$33,900.00	\$900.00	\$0.00	\$27.25	\$9,100.00	\$0.00	\$11,008.96
Printing-Education	\$14,201.00	\$1,183.42	\$0.00	\$0.00	\$7,100.48	\$0.00	\$1,088.39
Printing-Volunteer	\$1,500.00	\$125.00	\$0.00	\$0.00	\$750.00	\$0.00	\$0.00
Printing-Veterinary	\$100.00	\$8.33	\$0.00	\$0.00	\$49.98	\$0.00	\$0.00
Printing-Security	\$0.00	\$0.00	\$0.00	\$0.00	\$0.00	\$0.00	\$0.00
Printing-Visitor Services	\$3,141.00	\$261.75	\$0.00	\$9.25	\$1,570.50	\$0.00	\$9.25
Printing-Administration	\$1,500.00	\$125.00	\$0.00	\$0.00	\$750.00	\$0.00	\$220.52
Printing-Human Resources	\$3,000.00	\$250.00	\$0.00	\$0.00	\$1,500.00	\$0.00	\$5.51
Printing-Capital Projects	\$0.00	\$0.00	\$0.00	\$0.00	\$0.00	\$0.00	\$0.00
Printing-Operations	\$25.00	\$2.08	\$0.00	\$0.00	\$12.48	\$0.00	\$0.00
Total Printing	<u>\$201,317.00</u>	<u>\$14,788.91</u>	<u>\$0.00</u>	<u>\$1,189.66</u>	<u>\$92,433.38</u>	<u>\$0.00</u>	<u>\$75,410.62</u>
Professional Services							
Legal and Audit	\$100,000.00	\$8,333.33	\$0.00	\$21,567.26	\$49,999.98	\$0.00	\$62,516.77
Legal and Audit-Administration	\$0.00	\$0.00	\$0.00	\$0.00	\$0.00	\$0.00	\$0.00

Fresno's Chaffee Zoo Corporation

Income Statement

June 2017

	2017 Budget	June Budget	June Measure Z	June Actual	YTD Budget	YTD Measure Z	YTD Actual
Legal and Audit-Human Resources	\$0.00	\$0.00	\$0.00	\$0.00	\$0.00	\$0.00	\$0.00
Legal and Audit-Capital Projects	\$0.00	\$0.00	\$0.00	\$67.32	\$0.00	\$0.00	\$6,258.58
Lab Work	\$0.00	\$0.00	\$0.00	\$0.00	\$0.00	\$0.00	\$0.00
Lab Work-Veterinary	\$50,000.00	\$4,166.67	\$0.00	\$7,245.61	\$24,999.98	\$0.00	\$26,735.22
Payroll Service	\$0.00	\$0.00	\$0.00	\$0.00	\$0.00	\$0.00	\$0.00
Payroll Service-Administration	\$20,000.00	\$1,600.00	\$0.00	\$2,696.05	\$9,500.00	\$0.00	\$16,328.04
Pest Control Services	\$0.00	\$0.00	\$0.00	\$0.00	\$0.00	\$0.00	\$0.00
Pest Control Services-Maintenance	\$39,500.00	\$3,291.67	\$0.00	\$3,760.00	\$19,749.98	\$0.00	\$22,708.49
Professional Services	\$0.00	\$0.00	\$0.00	\$0.00	\$0.00	\$0.00	\$0.00
Total Professional Services	<u>\$209,500.00</u>	<u>\$17,391.67</u>	<u>\$0.00</u>	<u>\$35,336.24</u>	<u>\$104,249.94</u>	<u>\$0.00</u>	<u>\$134,547.10</u>
Repairs and Replacements							
Building Supplies-Materials	\$0.00	\$0.00	\$0.00	\$0.00	\$0.00	\$0.00	\$0.00
Building Supplies-Materials-Maintenance	\$0.00	\$0.00	\$0.00	\$0.00	\$0.00	\$0.00	\$0.00
Building Supplies-Materials-Horticulture	\$1,250.00	\$104.17	\$0.00	\$0.00	\$624.98	\$0.00	\$0.00
Building Supplies-Materials-Animal	\$3,000.00	\$250.00	\$0.00	\$0.00	\$1,500.00	\$0.00	\$0.00
Building Supplies-Materials-Veterinary	\$0.00	\$0.00	\$0.00	\$0.00	\$0.00	\$0.00	\$0.00
Construction	\$0.00	\$0.00	\$0.00	\$0.00	\$0.00	\$0.00	\$0.00
Construction-Maintenance	\$5,000.00	\$416.67	\$0.00	\$0.00	\$2,499.98	\$0.00	\$0.00
Construction-Horticulture	\$0.00	\$0.00	\$0.00	\$0.00	\$0.00	\$0.00	\$0.00
Construction-Animal	\$0.00	\$0.00	\$0.00	\$0.00	\$0.00	\$0.00	\$7.04
Exhibit Renovations-Animal	\$70,000.00	\$5,833.33	\$0.00	\$7,685.31	\$34,999.98	\$0.00	\$14,436.42
Exhibit Maintenance-Animal	\$0.00	\$0.00	\$0.00	\$0.00	\$0.00	\$0.00	\$305.65
Exhibit Maint-Valley Farms-Animals	\$20,000.00	\$1,666.67	\$0.00	\$0.00	\$9,999.98	\$0.00	\$0.00
Improvements	\$0.00	\$0.00	\$0.00	\$0.00	\$0.00	\$0.00	\$0.00
Improvements-Maintenance	\$0.00	\$0.00	\$0.00	\$0.00	\$0.00	\$0.00	\$0.00
Improvements-Horticulture	\$0.00	\$0.00	\$0.00	\$0.00	\$0.00	\$0.00	\$585.23
Improvements-Animal	\$0.00	\$0.00	\$0.00	\$0.00	\$0.00	\$0.00	\$0.00
Improvements-Education	\$500.00	\$41.67	\$0.00	\$0.00	\$249.98	\$0.00	\$0.00
Improvements-Visitor Services	\$0.00	\$0.00	\$0.00	\$0.00	\$0.00	\$0.00	\$0.00
Improvements-Administration	\$0.00	\$0.00	\$0.00	\$0.00	\$0.00	\$0.00	\$0.00
Irrigation Maintenance and Repair-Horticult	\$15,800.00	\$1,316.67	\$0.00	\$2,543.26	\$7,899.98	\$0.00	\$15,623.01

Fresno's Chaffee Zoo Corporation

Income Statement

June 2017

	2017 Budget	June Budget	June Measure Z	June Actual	YTD Budget	YTD Measure Z	YTD Actual
Irrigation Maintenance and Repair-Animals	\$0.00	\$0.00	\$0.00	\$0.00	\$0.00	\$0.00	\$0.00
Purchases-Benches	\$0.00	\$0.00	\$0.00	\$0.00	\$0.00	\$0.00	\$0.00
Purchases-Benches - Development	\$0.00	\$0.00	\$0.00	\$0.00	\$0.00	\$0.00	\$0.00
Permits	\$0.00	\$0.00	\$0.00	\$0.00	\$0.00	\$0.00	\$0.00
Permits-Maintenance	\$1,000.00	\$83.33	\$0.00	\$0.00	\$499.98	\$0.00	\$0.00
Permits-Animal	\$2,000.00	\$166.67	\$0.00	\$0.00	\$999.98	\$0.00	\$1,522.95
Permits-Veterinary	\$50.00	\$4.17	\$0.00	\$0.00	\$24.98	\$0.00	\$0.00
Permits-Administration	\$0.00	\$0.00	\$0.00	(\$1,462.00)	\$0.00	\$0.00	(\$1,462.00)
Repairs and Replacements	\$0.00	\$0.00	\$0.00	\$4,566.93	\$0.00	\$0.00	\$4,634.43
Repairs and Replacements-Maintenance	\$170,000.00	\$14,166.67	\$0.00	\$3,089.79	\$84,999.98	\$0.00	\$40,366.57
Repairs and Replacements-Horticulture	\$2,000.00	\$166.67	\$0.00	\$0.00	\$999.98	\$0.00	\$0.00
Repairs and Replacements-Animal	\$30,000.00	\$2,500.00	\$0.00	\$4,896.04	\$15,000.00	\$0.00	\$34,723.68
Repairs and Replacements-Marketing	\$0.00	\$0.00	\$0.00	\$0.00	\$0.00	\$0.00	\$0.00
Repairs and Replacements-Development	\$0.00	\$0.00	\$0.00	\$0.00	\$0.00	\$0.00	\$0.00
Repairs and Replacements-Special Events	\$7,200.00	\$100.00	\$0.00	\$0.00	\$599.96	\$0.00	\$0.00
Repairs and Replacements-Education	\$3,000.00	\$250.00	\$0.00	\$0.00	\$1,500.00	\$0.00	\$276.00
Repairs and Replacements-Veterinary	\$2,000.00	\$166.67	\$0.00	\$0.00	\$999.98	\$0.00	\$620.59
Repairs and Replacements-Security	\$1,500.00	\$125.00	\$0.00	\$0.00	\$750.00	\$0.00	\$1,760.74
Repairs and Replacements-Visitor Services	\$750.00	\$62.50	\$0.00	\$508.35	\$375.00	\$0.00	\$660.63
Repairs and Replacements-Administration	\$2,000.00	\$166.67	\$0.00	\$1,260.00	\$999.98	\$0.00	\$1,664.91
Repairs and Replacements-Operations	\$0.00	\$0.00	\$0.00	\$0.00	\$0.00	\$0.00	\$0.00
Structural Repairs	\$0.00	\$0.00	\$0.00	\$0.00	\$0.00	\$0.00	\$0.00
Structural Repairs-Education	\$0.00	\$0.00	\$0.00	\$0.00	\$0.00	\$0.00	\$0.00
Purchases-Benches	\$0.00	\$0.00	\$0.00	\$0.00	\$0.00	\$0.00	\$0.00
Repairs and Replacements-Capital Projects	\$0.00	\$0.00	\$0.00	\$0.00	\$0.00	\$0.00	\$0.00
Total Repairs and Replacements	\$337,050.00	\$27,587.53	\$0.00	\$23,087.68	\$165,524.70	\$0.00	\$115,725.85
Service/Bank/Credit Card Fees							
Bank Fees-Measure Z	\$120.00	\$10.00	\$0.00	\$0.00	\$60.00	\$0.00	\$0.00
Bank Fees-Measure Z-Administration	\$120.00	\$10.00	\$0.00	\$20.00	\$60.00	\$0.00	\$80.00
Bank Charges	\$27,500.00	\$2,291.67	\$0.00	\$0.00	\$13,749.98	\$0.00	\$23,568.11
Bank Charges-Maintenance	\$0.00	\$0.00	\$0.00	\$23.70	\$0.00	\$0.00	\$130.35

Fresno's Chaffee Zoo Corporation

Income Statement

June 2017

	2017 Budget	June Budget	June Measure Z	June Actual	YTD Budget	YTD Measure Z	YTD Actual
Bank Charges-Horticulture	\$0.00	\$0.00	\$0.00	\$3.95	\$0.00	\$0.00	\$23.70
Bank Charges-Animal	\$0.00	\$0.00	\$0.00	\$71.10	\$0.00	\$0.00	\$438.45
Bank Charges-Marketing	\$0.00	\$0.00	\$0.00	\$3.95	\$0.00	\$0.00	\$19.75
Bank Charges-Membership	\$78.00	\$6.50	\$0.00	\$3.95	\$39.00	\$0.00	\$23.70
Bank Charges-Development	\$0.00	\$0.00	\$0.00	\$3.95	\$0.00	\$0.00	\$27.65
Bank Charges-Events	\$0.00	\$0.00	\$0.00	\$0.00	\$0.00	\$0.00	\$0.00
Bank Charges-Education	\$0.00	\$0.00	\$0.00	\$15.80	\$0.00	\$0.00	\$106.65
Bank Charges-Veterinary	\$0.00	\$0.00	\$0.00	\$15.80	\$0.00	\$0.00	\$94.80
Bank Charges-Security	\$0.00	\$0.00	\$0.00	\$7.90	\$0.00	\$0.00	\$47.40
Bank Charges-Visitor Services	\$0.00	\$0.00	\$0.00	\$3.95	\$0.00	\$0.00	\$23.70
Bank Charges-Administration	\$4,500.00	\$375.30	\$0.00	\$696.15	\$2,250.00	\$0.00	\$3,889.79
Bank Charges-Operations	\$0.00	\$0.00	\$0.00	\$3.95	\$0.00	\$0.00	\$23.70
Credit Card Fees	\$0.00	\$0.00	\$0.00	\$0.00	\$0.00	\$0.00	\$0.00
Credit Card Fees-Maintenance	\$0.00	\$0.00	\$0.00	\$0.00	\$0.00	\$0.00	\$0.00
Credit Card Fees-Animal	\$0.00	\$0.00	\$0.00	\$0.00	\$0.00	\$0.00	\$0.00
Credit Card Fees-Membership	\$10,000.00	\$833.33	\$0.00	\$1,366.27	\$4,999.98	\$0.00	\$4,223.05
Credit Card Fees-Development	\$0.00	\$0.00	\$0.00	\$0.00	\$0.00	\$0.00	\$0.00
Credit Card Fees-Special Events	\$1,250.00	\$104.17	\$0.00	\$39.95	\$624.98	\$0.00	\$239.70
Credit Card Fees-Education	\$2,000.00	\$166.67	\$0.00	\$100.14	\$999.98	\$0.00	\$554.09
Credit Card Fees-Veterinary	\$0.00	\$0.00	\$0.00	\$0.00	\$0.00	\$0.00	\$0.00
Credit Card Fees-Visitor Services	\$110,000.00	\$11,500.00	\$0.00	\$11,747.81	\$60,500.00	\$0.00	\$63,489.14
Credit Card Fees-Administration	\$0.00	\$0.00	\$0.00	\$0.00	\$0.00	\$0.00	\$0.00
Credit Card Chargebacks	\$0.00	\$0.00	\$0.00	\$0.00	\$0.00	\$0.00	\$0.00
Interest Expense	\$7,500.00	\$625.00	\$0.00	\$0.00	\$3,750.00	\$0.00	\$10,465.96
Returned Checks From Patrons	\$0.00	\$0.00	\$0.00	\$0.00	\$0.00	\$0.00	\$0.00
Returned Checks From Patrons-Membership	\$0.00	\$0.00	\$0.00	\$0.00	\$0.00	\$0.00	\$0.00
Returned Checks From Patrons-Special Eve	\$0.00	\$0.00	\$0.00	\$0.00	\$0.00	\$0.00	\$0.00
Bank Charges	\$0.00	\$0.00	\$0.00	\$0.00	\$0.00	\$0.00	\$0.00
Total Service/Bank/Credit Card Fees	\$163,068.00	\$15,922.64	\$0.00	\$14,128.32	\$87,033.92	\$0.00	\$107,469.69
Signage							
Signage	\$0.00	\$0.00	20170601	\$0.00	\$0.00	\$0.00	\$1,522.94

Fresno's Chaffee Zoo Corporation Income Statement June 2017

	2017 Budget	June Budget	June Measure Z	June Actual	YTD Budget	YTD Measure Z	YTD Actual
Signage-Maintenance	\$2,159.00	\$179.92	\$0.00	\$0.00	\$1,079.48	\$0.00	\$0.00
Signage-Horticulture	\$500.00	\$41.67	\$0.00	\$0.00	\$249.98	\$0.00	\$0.00
Signage-Marketing	\$0.00	\$0.00	\$0.00	\$0.00	\$0.00	\$0.00	\$1,513.31
Signage-Membership	\$0.00	\$0.00	\$0.00	\$0.00	\$0.00	\$0.00	\$0.00
Signage-Development	\$0.00	\$0.00	\$0.00	\$0.00	\$0.00	\$0.00	\$10,677.88
Signage-Special Events	\$0.00	\$0.00	\$0.00	\$0.00	\$0.00	\$0.00	\$0.00
Signage-Education	\$15,000.00	\$1,250.00	\$0.00	\$313.12	\$7,500.00	\$0.00	\$4,636.72
Signage-Security	\$0.00	\$0.00	\$0.00	\$0.00	\$0.00	\$0.00	\$0.00
Signage-Visitor Services	\$1,000.00	\$83.33	\$0.00	\$930.00	\$499.98	\$0.00	\$1,596.41
Signage-Administration	\$0.00	\$0.00	\$0.00	\$0.00	\$0.00	\$0.00	\$0.00
Signage-Human Resources	\$1,000.00	\$83.33	\$0.00	\$0.00	\$499.98	\$0.00	\$0.00
Signage-Capital Projects	\$0.00	\$0.00	\$0.00	\$0.00	\$0.00	\$0.00	\$0.00
Total Signage	\$19,659.00	\$1,638.25	\$0.00	\$1,243.12	\$9,829.42	\$0.00	\$19,947.26
Specialized Services							
Misc. Specialized Services	\$1,000.00	\$83.33	\$0.00	\$0.00	\$499.98	\$0.00	\$0.00
Misc. Specialized Services-Maintenance	\$0.00	\$0.00	\$0.00	\$164.00	\$0.00	\$0.00	\$488.39
Misc. Specialized Services-Horticulture	\$0.00	\$0.00	\$0.00	\$29.50	\$0.00	\$0.00	\$29.50
Misc. Specialized Services-Animal	\$2,500.00	\$208.33	\$0.00	\$649.00	\$1,249.98	\$0.00	\$649.00
Misc. Specialized Services-Marketing	\$0.00	\$0.00	\$0.00	\$29.50	\$0.00	\$0.00	\$29.50
Misc. Specialized Services-Memberships	\$800.00	\$66.67	\$0.00	\$150.00	\$399.98	\$0.00	\$150.00
Misc. Specialized Services	\$0.00	\$0.00	\$0.00	\$29.50	\$0.00	\$0.00	\$29.50
Misc. Specialized Services	\$0.00	\$0.00	\$0.00	\$147.50	\$0.00	\$0.00	\$147.50
Misc. Specialized Services-Education	\$0.00	\$0.00	\$0.00	\$324.50	\$0.00	\$0.00	\$646.50
Misc. Specialized Services-Veterinary	\$7,000.00	\$583.33	\$0.00	\$29.50	\$3,499.98	\$0.00	\$29.50
Misc. Specialized Services-Security	\$0.00	\$0.00	\$0.00	\$29.50	\$0.00	\$0.00	\$29.50
Misc. Specialized Services-Visitor Services	\$0.00	\$0.00	\$0.00	\$0.00	\$0.00	\$0.00	\$0.00
Misc. Specialized Services-Administration	\$1,000.00	\$83.33	\$0.00	\$177.00	\$499.98	\$0.00	\$259.82
Misc. Specialized Services-Information Tec	\$0.00	\$0.00	\$0.00	\$0.00	\$0.00	\$0.00	\$0.00
Misc. Specialized Services-Human Resource	\$12,000.00	\$1,000.00	\$0.00	\$0.00	\$6,000.00	\$0.00	\$8,375.00
Misc. Specialized Services-Operations	\$0.00	\$0.00	\$0.00	\$29.50	\$0.00	\$0.00	\$29.50
Irrigation Construction (New)-Horticulture	\$5,000.00	\$416.67	2017-06-06	\$0.00	\$2,499.98	\$0.00	\$0.00

Fresno's Chaffee Zoo Corporation Income Statement June 2017

	2017 Budget	June Budget	June Measure Z	June Actual	YTD Budget	YTD Measure Z	YTD Actual
Paver Engraving-Development	\$12,500.00	\$1,041.67	\$0.00	\$3,125.00	\$6,249.98	\$0.00	\$6,375.00
Total Specialized Services	\$41,800.00	\$3,483.33	\$0.00	\$4,914.00	\$20,899.86	\$0.00	\$17,268.21
Staff Development							
Staff Development-Conf/Travel	\$30,000.00	\$2,500.00	\$0.00	\$0.00	\$15,000.00	\$0.00	\$0.00
Staff Development-Conf/Travel-Maintenanc	\$3,000.00	\$250.00	\$0.00	\$0.00	\$1,500.00	\$0.00	\$0.00
Staff Development-Conf/Travel-Horticultur	\$3,150.00	\$262.50	\$0.00	\$0.00	\$1,575.00	\$0.00	\$0.00
Staff Development-Conf/Travel-Animal	\$46,500.00	\$3,875.00	\$0.00	\$5,109.43	\$23,250.00	\$0.00	\$17,708.94
Staff Development-Conf/Travel-Marketing	\$3,000.00	\$250.00	\$0.00	\$0.00	\$1,500.00	\$0.00	\$1,218.60
Staff Development-Conf/Travel-Membershi	\$7,195.00	\$599.58	\$0.00	\$0.00	\$3,597.48	\$0.00	\$989.77
Staff Development-Conf/Travel-Developmer	\$4,000.00	\$333.33	\$0.00	\$0.00	\$1,999.98	\$0.00	\$50.00
Staff Development-Conf/Travel-Special Evc	\$7,800.00	\$650.00	\$0.00	\$0.00	\$3,900.00	\$0.00	\$195.00
Staff Development-Conf/Travel-Education	\$9,500.00	\$791.67	\$0.00	\$0.00	\$4,749.98	\$0.00	\$2,060.00
Staff Development-Conf/Travel-Volunteer	\$500.00	\$41.67	\$0.00	\$0.00	\$249.98	\$0.00	\$0.00
Staff Development-Conf/Travel-Veterinary	\$12,000.00	\$1,000.00	\$0.00	\$982.21	\$6,000.00	\$0.00	\$3,053.38
Staff Development-Conf/Travel-Security	\$4,000.00	\$333.33	\$0.00	\$0.00	\$1,999.98	\$0.00	\$2,092.91
Staff Development-Conf/Travel-Visitor Serv	\$8,621.00	\$718.42	\$0.00	\$0.00	\$4,310.48	\$0.00	\$2,135.90
Staff Development-Conf/Travel-Admin	\$18,500.00	\$1,541.67	\$0.00	\$855.60	\$9,249.98	\$0.00	\$3,134.40
Staff Development-Conf/Travel-Human Resc	\$32,000.00	\$2,666.67	\$0.00	\$0.00	\$15,999.98	\$0.00	\$2,995.22
Staff Development-Conf/Travel-Operations	\$4,500.00	\$375.00	\$0.00	\$0.00	\$2,250.00	\$0.00	\$1,720.08
Staff Development-Training	\$0.00	\$0.00	\$0.00	\$0.00	\$0.00	\$0.00	\$299.00
Staff Development-Training-Maintenance	\$0.00	\$0.00	\$0.00	\$0.00	\$0.00	\$0.00	\$69.00
Staff Development-Training-Horticulture	\$0.00	\$0.00	\$0.00	\$0.00	\$0.00	\$0.00	\$0.00
Staff Development-Training-Animal	\$0.00	\$0.00	\$0.00	\$0.00	\$0.00	\$0.00	\$0.00
Staff Development-Training-Marketing	\$0.00	\$0.00	\$0.00	\$0.00	\$0.00	\$0.00	\$0.00
Staff Development-Training-Membership	\$0.00	\$0.00	\$0.00	\$0.00	\$0.00	\$0.00	\$0.00
Staff Development-Training-Development	\$0.00	\$0.00	\$0.00	\$0.00	\$0.00	\$0.00	\$0.00
Staff Development-Training-Special Events	\$0.00	\$0.00	\$0.00	\$0.00	\$0.00	\$0.00	\$0.00
Staff Development-Training-Education	\$0.00	\$0.00	\$0.00	\$0.00	\$0.00	\$0.00	\$79.00
Staff Development-Training-Volunteer	\$0.00	\$0.00	\$0.00	\$0.00	\$0.00	\$0.00	\$0.00
Staff Development-Training-Veterinary	\$0.00	\$0.00	\$0.00	\$0.00	\$0.00	\$0.00	\$0.00
Staff Development-Training-Security	\$0.00	\$0.00	\$0.00	\$0.00	\$0.00	\$0.00	\$69.00

Fresno's Chaffee Zoo Corporation

Income Statement

June 2017

	2017 Budget	June Budget	June Measure Z	June Actual	YTD Budget	YTD Measure Z	YTD Actual
Staff Development-Training-Visitor Service	\$0.00	\$0.00	\$0.00	\$0.00	\$0.00	\$0.00	\$0.00
Staff Development-Training-Administration	\$0.00	\$0.00	\$0.00	\$0.00	\$0.00	\$0.00	\$0.00
Staff Development-Training-Human Resources	\$0.00	\$0.00	\$0.00	\$0.00	\$0.00	\$0.00	\$96.00
Staff Development-Training-Finance	\$0.00	\$0.00	\$0.00	\$0.00	\$0.00	\$0.00	\$0.00
Total Staff Development	\$194,266.00	\$16,188.84	\$0.00	\$6,947.24	\$97,132.84	\$0.00	\$37,966.20
Supplies							
Bedding Materials	\$0.00	\$0.00	\$0.00	\$0.00	\$0.00	\$0.00	\$0.00
Cleaning-Janitorial Supplies	\$0.00	\$0.00	\$0.00	\$0.00	\$0.00	\$0.00	\$0.00
Cleaning-Janitorial Supplies-Maintenance	\$115,000.00	\$9,583.33	\$0.00	\$10,232.66	\$57,499.98	\$0.00	\$51,023.02
Cleaning-Janitorial Supplies-Horticulture	\$0.00	\$0.00	\$0.00	\$0.00	\$0.00	\$0.00	\$0.00
Cleaning-Janitorial Supplies-Animal	\$6,000.00	\$500.00	\$0.00	\$1,067.74	\$3,000.00	\$0.00	\$2,663.49
Cleaning-Janitorial Supplies-Education	\$0.00	\$0.00	\$0.00	\$0.00	\$0.00	\$0.00	\$0.00
Cleaning-Janitorial Supplies-Veterinary	\$0.00	\$0.00	\$0.00	\$71.26	\$0.00	\$0.00	\$71.26
Cleaning-Janitorial Supplies-Visitor Service	\$0.00	\$0.00	\$0.00	\$0.00	\$0.00	\$0.00	\$0.00
Display and Exhibit supplies	\$0.00	\$0.00	\$0.00	\$0.00	\$0.00	\$0.00	\$0.00
Display and Exhibit Supplies-Animal	\$150,000.00	\$15,000.00	\$0.00	\$2,742.75	\$56,000.00	\$0.00	\$21,268.85
Display and Exhibit Supplies-Education	\$5,000.00	\$416.67	\$0.00	\$390.00	\$2,499.98	\$0.00	\$2,488.49
Docent Activities Expense	\$0.00	\$0.00	\$0.00	\$0.00	\$0.00	\$0.00	\$0.00
Docent Activities Expense-Volunteer	\$3,000.00	\$250.00	\$0.00	\$251.00	\$1,500.00	\$0.00	\$7,058.85
Enrichment Supplies	\$0.00	\$0.00	\$0.00	\$0.00	\$0.00	\$0.00	\$0.00
Event Supplies	\$0.00	\$0.00	\$0.00	\$0.00	\$0.00	\$0.00	\$0.00
Event Supplies-Marketing	\$3,725.00	\$0.00	\$0.00	\$0.00	\$0.00	\$0.00	\$0.00
Event Supplies-Development	\$2,000.00	\$166.67	\$0.00	\$337.42	\$999.98	\$0.00	\$616.95
Event Supplies-Special Events	\$44,150.00	\$2,066.66	\$0.00	\$1,480.35	\$10,899.96	\$0.00	\$6,836.00
Event Supplies-Education	\$0.00	\$0.00	\$0.00	\$0.00	\$0.00	\$0.00	\$0.00
Event Supplies-Volunteer	\$0.00	\$0.00	\$0.00	\$0.00	\$0.00	\$0.00	\$0.00
Fundraising Pins-Development	\$0.00	\$0.00	\$0.00	\$0.00	\$0.00	\$0.00	\$0.00
Graphic Supplies	\$0.00	\$0.00	\$0.00	\$0.00	\$0.00	\$0.00	\$0.00
Landscaping/Plants	\$0.00	\$0.00	\$0.00	\$0.00	\$0.00	\$0.00	\$0.00
Landscaping/Plants-Maintenance	\$0.00	\$0.00	\$0.00	\$0.00	\$0.00	\$0.00	\$0.00
Landscaping/Plants-Horticulture	\$30,800.00	\$2,566.67	\$0.00	\$236.77	\$15,399.98	\$0.00	\$13,509.49

Fresno's Chaffee Zoo Corporation

Income Statement

June 2017

	2017 Budget	June Budget	June Measure Z	June Actual	YTD Budget	YTD Measure Z	YTD Actual
Landscaping/Plants-Animal	\$5,000.00	\$416.67	\$0.00	\$0.00	\$2,499.98	\$0.00	\$61.25
Member Event Expenses	\$0.00	\$0.00	\$0.00	\$0.00	\$0.00	\$0.00	\$0.00
Member Premiums	\$0.00	\$0.00	\$0.00	\$0.00	\$0.00	\$0.00	\$0.00
Member Premiums-Marketing	\$0.00	\$0.00	\$0.00	\$0.00	\$0.00	\$0.00	\$0.00
Member Premiums-Membership	\$6,000.00	\$500.00	\$0.00	\$0.00	\$3,000.00	\$0.00	\$0.00
Member Premiums-Development	\$9,000.00	\$750.00	\$0.00	\$0.00	\$4,499.96	\$0.00	\$0.00
Member Premiums-Special Events	\$0.00	\$0.00	\$0.00	\$0.00	\$0.00	\$0.00	\$0.00
Pest Control Supplies	\$0.00	\$0.00	\$0.00	\$0.00	\$0.00	\$0.00	\$0.00
Pest Control Supplies-Maintenance	\$100.00	\$8.33	\$0.00	\$0.00	\$49.98	\$0.00	\$0.00
Pest Control Supplies-Horticulture	\$0.00	\$0.00	\$0.00	\$0.00	\$0.00	\$0.00	\$0.00
Pest Control Supplies-Animal	\$300.00	\$25.00	\$0.00	\$0.00	\$150.00	\$0.00	\$0.00
Pest Control Supplies-Veterinary	\$5,200.00	\$433.33	\$0.00	\$0.00	\$2,599.98	\$0.00	\$2,577.37
Photo Supplies	\$0.00	\$0.00	\$0.00	\$0.00	\$0.00	\$0.00	\$0.00
Photo Supplies-Visitor Services	\$0.00	\$0.00	\$0.00	\$0.00	\$0.00	\$0.00	\$0.00
Small Tools	\$0.00	\$0.00	\$0.00	\$0.00	\$0.00	\$0.00	\$0.00
Small Tools-Maintenance	\$3,000.00	\$250.00	\$0.00	\$0.00	\$1,500.00	\$0.00	\$0.00
Small Tools-Horticulture	\$1,200.00	\$100.00	\$0.00	\$0.00	\$600.00	\$0.00	\$0.00
Small Tools-Animal	\$3,000.00	\$250.00	\$0.00	\$0.00	\$1,500.00	\$0.00	\$224.23
Supplies	\$0.00	\$0.00	\$0.00	\$519.36	\$0.00	\$0.00	\$837.42
Supplies-Maintenance	\$32,500.00	\$2,708.33	\$0.00	\$2,495.40	\$16,249.98	\$0.00	\$6,968.83
Supplies-Horticulture	\$500.00	\$41.67	\$0.00	\$0.00	\$249.98	\$0.00	\$0.00
Supplies-Animal	\$0.00	\$0.00	\$0.00	\$291.79	\$0.00	\$0.00	\$1,361.20
Supplies-Marketing	\$2,500.00	\$208.33	\$0.00	\$0.00	\$1,249.98	\$0.00	\$36.68
Supplies-Membership	\$500.00	\$41.67	\$0.00	\$0.00	\$249.98	\$0.00	\$67.17
Supplies-Development	\$9,200.00	\$766.66	\$0.00	\$0.00	\$4,599.96	\$0.00	\$4,242.82
Supplies-Special Events	\$2,500.00	\$166.66	\$0.00	\$0.00	\$999.96	\$0.00	\$30.04
Supplies-Education	\$15,500.00	\$1,291.66	\$0.00	\$4,705.16	\$7,749.92	\$0.00	\$7,006.06
Supplies-Volunteer	\$2,500.00	\$208.33	\$0.00	\$0.00	\$1,249.98	\$0.00	\$90.02
Supplies-Veterinary	\$130,000.00	\$10,833.33	\$0.00	\$3,507.14	\$64,999.98	\$0.00	\$24,394.98
Supplies-Security	\$500.00	\$41.67	\$0.00	(\$346.03)	\$249.98	\$0.00	\$1,258.41
Supplies-Visitor Services	\$4,100.00	\$341.67	\$0.00	\$0.00	\$2,049.98	\$0.00	\$2,142.16
Supplies-Administration	\$2,000.00	\$166.67	\$0.00	\$74.51	\$999.98	\$0.00	\$625.88

Fresno's Chaffee Zoo Corporation

Income Statement

June 2017

	2017 Budget	June Budget	June Measure Z	June Actual	YTD Budget	YTD Measure Z	YTD Actual
Supplies-Human Resources	\$0.00	\$0.00	\$0.00	\$0.00	\$0.00	\$0.00	\$0.00
Supplies-Operations	\$250.00	\$20.83	\$0.00	\$0.00	\$124.98	\$0.00	\$68.43
Water Quality Supplies-Animal	\$0.00	\$0.00	\$0.00	\$4,099.68	\$0.00	\$0.00	\$30,318.99
Total Supplies	<u>\$595,025.00</u>	<u>\$50,120.81</u>	<u>\$0.00</u>	<u>\$32,156.96</u>	<u>\$265,224.42</u>	<u>\$0.00</u>	<u>\$187,848.34</u>
Telephone							
Telephone	\$38,000.00	\$3,166.67	\$0.00	\$4,996.31	\$18,999.98	\$0.00	\$25,827.85
Telephone-Maintenance	\$750.00	\$62.50	\$0.00	\$25.00	\$375.00	\$0.00	\$150.00
Telephone-Horticulture	\$0.00	\$0.00	\$0.00	\$0.00	\$0.00	\$0.00	\$0.00
Telephone-Animal	\$3,000.00	\$250.00	\$0.00	\$174.58	\$1,500.00	\$0.00	\$1,359.07
Telephone-Marketing	\$0.00	\$0.00	\$0.00	\$25.00	\$0.00	\$0.00	\$150.00
Telephone-Membership	\$300.00	\$25.00	\$0.00	\$25.00	\$150.00	\$0.00	\$150.00
Telephone-Development	\$1,200.00	\$100.00	\$0.00	\$25.00	\$600.00	\$0.00	\$150.00
Telephone-Special Events	\$900.00	\$75.00	\$0.00	\$79.73	\$450.00	\$0.00	\$415.10
Telephone-Education	\$1,500.00	\$125.00	\$0.00	\$944.00	\$750.00	\$0.00	\$1,235.74
Telephone-Veterinary	\$900.00	\$75.00	\$0.00	\$50.00	\$450.00	\$0.00	\$400.00
Telephone-Security	\$800.00	\$66.67	\$0.00	\$79.73	\$399.98	\$0.00	\$415.11
Telephone-Visitor Services	\$1,500.00	\$125.00	\$0.00	\$134.67	\$750.00	\$0.00	\$680.72
Telephone-Administration	\$2,100.00	\$175.00	\$0.00	\$91.98	\$1,050.00	\$0.00	\$500.94
Telephone-Human Resource	\$300.00	\$25.00	\$0.00	\$25.80	\$150.00	\$0.00	\$150.80
Telephone-Operations	\$300.00	\$25.00	\$0.00	\$25.00	\$150.00	\$0.00	\$150.00
Total Telephone	<u>\$51,550.00</u>	<u>\$4,295.84</u>	<u>\$0.00</u>	<u>\$6,701.80</u>	<u>\$25,774.96</u>	<u>\$0.00</u>	<u>\$31,735.33</u>
Uniforms							
Uniforms	\$7,500.00	\$625.00	\$0.00	\$266.51	\$3,750.00	\$0.00	\$13,500.66
Uniforms-Maintenance	\$2,500.00	\$208.33	\$0.00	\$166.23	\$1,249.98	\$0.00	\$371.33
Uniforms-Horticulture	\$1,200.00	\$100.00	\$0.00	\$0.00	\$600.00	\$0.00	\$0.00
Uniforms-Animal	\$15,000.00	\$1,250.00	\$0.00	\$622.40	\$7,500.00	\$0.00	\$1,296.68
Uniforms-Marketing	\$200.00	\$16.67	\$0.00	\$0.00	\$99.98	\$0.00	\$29.25
Uniforms-Membership	\$250.00	\$20.83	\$0.00	\$0.00	\$124.98	\$0.00	\$0.00
Uniforms-Development	\$0.00	\$0.00	\$0.00	\$0.00	\$0.00	\$0.00	\$0.00
Uniforms-Special Events	\$500.00	\$41.66	\$0.00	\$40.00	\$249.96	\$0.00	\$40.00

Fresno's Chaffee Zoo Corporation

Income Statement

June 2017

	2017 Budget	June Budget	June Measure Z	June Actual	YTD Budget	YTD Measure Z	YTD Actual
Uniforms-Education	\$3,000.00	\$250.00	\$0.00	\$0.00	\$1,500.00	\$0.00	\$0.00
Uniforms-Volunteer	\$4,000.00	\$333.33	\$0.00	\$900.00	\$1,999.98	\$0.00	\$1,108.42
Uniforms-Veterinary	\$1,200.00	\$100.00	\$0.00	\$0.00	\$600.00	\$0.00	\$82.04
Uniforms-Security	\$1,700.00	\$141.67	\$0.00	\$0.00	\$849.98	\$0.00	\$0.00
Uniforms-Visitor Services	\$1,750.00	\$145.83	\$0.00	\$30.90	\$874.98	\$0.00	\$30.90
Uniforms-Administration	\$1,000.00	\$83.33	\$0.00	\$0.00	\$499.98	\$0.00	\$0.00
Uniforms	\$0.00	\$0.00	\$0.00	\$41.02	\$0.00	\$0.00	\$41.02
Uniform-Teen Volunteer	\$3,000.00	\$250.00	\$0.00	\$0.00	\$1,500.00	\$0.00	\$0.00
Total Uniforms	\$42,800.00	\$3,566.65	\$0.00	\$2,067.06	\$21,399.82	\$0.00	\$16,500.30
Utilities							
Utilities Gas & Electric	\$625,000.00	\$52,083.33	\$65,739.82	\$65,739.82	\$312,499.98	\$295,957.84	\$295,957.84
Utilities Gas & Electric-Administration	\$0.00	\$0.00	\$0.00	\$0.00	\$0.00	\$0.00	\$0.00
Utilities Water & Sewer	\$50,000.00	\$4,166.67	\$0.00	\$8,420.51	\$24,999.98	\$0.00	\$27,700.64
Utilities Water & Sewer-Administration	\$0.00	\$0.00	\$0.00	\$0.00	\$0.00	\$0.00	\$0.00
Waste Services	\$0.00	\$0.00	\$0.00	\$0.00	\$0.00	\$0.00	\$0.00
Total Utilities	\$675,000.00	\$56,250.00	\$65,739.82	\$74,160.33	\$337,499.96	\$295,957.84	\$323,658.48
Other							
Disposal Fees	\$0.00	\$0.00	\$0.00	\$0.00	\$0.00	\$0.00	\$0.00
Grant Fulfillment	\$0.00	\$0.00	\$0.00	\$0.00	\$0.00	\$0.00	\$0.00
Grant Fulfillment-Education	\$7,000.00	\$583.33	\$0.00	\$14.99	\$3,499.98	\$0.00	\$14.99
Grant Fulfillment-Volunteer	\$0.00	\$0.00	\$0.00	\$0.00	\$0.00	\$0.00	\$0.00
Program Expense	\$0.00	\$0.00	\$0.00	\$0.00	\$0.00	\$0.00	\$0.00
Freight on Purchases	\$0.00	\$0.00	\$0.00	\$0.00	\$0.00	\$0.00	\$0.00
Freight on Purchases-Animal	\$0.00	\$0.00	\$0.00	\$0.00	\$0.00	\$0.00	\$0.00
Freight on Purchases-Visitor Services	\$0.00	\$0.00	\$0.00	\$0.00	\$0.00	\$0.00	\$0.00
Freight on Purchases-Administration	\$0.00	\$0.00	\$0.00	\$0.00	\$0.00	\$0.00	\$0.00
Miscellaneous	\$0.00	\$0.00	\$0.00	\$9.40	\$0.00	\$0.00	\$1,536.55
Miscellaneous-Maintenance	\$500.00	\$41.67	\$0.00	\$0.00	\$249.98	\$0.00	\$0.00
Miscellaneous-Horticulture	\$0.00	\$0.00	\$0.00	\$0.00	\$0.00	\$0.00	\$0.00
Miscellaneous-Animal	\$2,000.00	\$166.67	\$0.00	\$0.00	\$999.98	\$0.00	\$469.62

Fresno's Chaffee Zoo Corporation
Income Statement
June 2017

	2017 Budget	June Budget	June Measure Z	June Actual	YTD Budget	YTD Measure Z	YTD Actual
Miscellaneous-Marketing	\$0.00	\$0.00	\$0.00	\$0.00	\$0.00	\$0.00	\$0.00
Miscellaneous-Development	\$0.00	\$0.00	\$0.00	\$0.00	\$0.00	\$0.00	\$27.37
Miscellaneous-Special Events	\$9,075.00	\$0.00	\$0.00	\$0.00	\$4,575.00	\$0.00	(\$0.99)
Miscellaneous-Education	\$500.00	\$41.67	\$0.00	\$0.00	\$249.98	\$0.00	\$25.00
Miscellaneous-Dozent	\$0.00	\$0.00	\$0.00	\$0.00	\$0.00	\$0.00	\$0.00
Miscellaneous-Veterinary	\$4,000.00	\$333.33	\$0.00	\$0.00	\$1,999.98	\$0.00	\$658.75
Miscellaneous-Security	\$500.00	\$41.67	\$0.00	\$0.00	\$249.98	\$0.00	\$0.00
Miscellaneous-Visitor Services	\$0.00	\$0.00	\$0.00	\$0.00	\$0.00	\$0.00	\$0.00
Miscellaneous-Administration	\$2,000.00	\$166.67	\$0.00	\$149.44	\$999.98	\$0.00	\$255.60
Miscellaneous-Human Resources	\$0.00	\$0.00	\$0.00	\$8.00	\$0.00	\$0.00	\$115.00
Miscellaneous-Capital Projects	\$0.00	\$0.00	\$0.00	\$0.00	\$0.00	\$0.00	\$0.00
Retail (inventory related)							
Cash Over and Short	\$0.00	\$0.00	\$0.00	\$0.00	\$0.00	\$0.00	\$0.00
Cost of Merchandise Sold	\$0.00	\$0.00	\$0.00	\$0.00	\$0.00	\$0.00	\$0.00
Discounts and Adjustments	\$0.00	\$0.00	\$0.00	\$0.00	\$0.00	\$0.00	\$0.00
Inventory Change-Gift Shop	\$0.00	\$0.00	\$0.00	\$0.00	\$0.00	\$0.00	\$0.00
Loss on Disposal of Asset	\$0.00	\$0.00	\$0.00	\$0.00	\$0.00	\$0.00	\$0.00
Purchases-Merchandise	\$0.00	\$0.00	\$0.00	\$0.00	\$0.00	\$0.00	\$0.00
Total Retail (inventory related)	\$0.00	\$0.00	\$0.00	\$0.00	\$0.00	\$0.00	\$0.00
Total Other	\$25,575.00	\$1,375.01	\$0.00	\$181.83	\$12,824.86	\$0.00	\$3,101.89
Total Other Expenses	\$5,810,701.00	\$467,834.86	\$98,719.98	\$520,985.69	\$2,808,757.40	\$498,995.43	\$2,475,596.53
TOTAL OPERATING EXPENSES	\$14,528,442.00	\$1,144,576.97	\$373,375.73	\$1,138,497.66	\$6,979,223.05	\$2,165,616.57	\$6,204,550.21
Expansion/Nonoperating Exp.							
Expansion/Nonoperating Exp.							
Planning	\$0.00	\$0.00	\$0.00	\$0.00	\$0.00	\$0.00	\$0.00
Planning-Animal	\$0.00	\$0.00	\$0.00	\$0.00	\$0.00	\$0.00	\$0.00
Planning-Capital Project	\$0.00	\$0.00	\$0.00	\$0.00	\$0.00	\$0.00	\$0.00
City Reimbursement	\$0.00	\$0.00	\$0.00	\$0.00	\$0.00	\$0.00	\$0.00

Fresno's Chaffee Zoo Corporation
Income Statement
June 2017

	2017 Budget	June Budget	June Measure Z	June Actual	YTD Budget	YTD Measure Z	YTD Actual
Misc capital expenses	\$0.00	\$0.00	\$0.00	\$0.00	\$0.00	\$0.00	\$0.00
EIR (non MZ)	\$0.00	\$0.00	\$0.00	\$0.00	\$0.00	\$0.00	\$0.00
EIR (non MZ)-Capital Projects	\$0.00	\$0.00	\$0.00	\$0.00	\$0.00	\$0.00	\$0.00
Projects-Maintenance	\$0.00	\$0.00	\$0.00	\$0.00	\$0.00	\$0.00	\$0.00
Projects-Horticulture	\$0.00	\$0.00	\$0.00	\$0.00	\$0.00	\$0.00	\$0.00
Projects-Animal	\$0.00	\$0.00	\$0.00	\$0.00	\$0.00	\$0.00	\$0.00
Misc. Specialized Services-Capital Projects	\$0.00	\$0.00	\$0.00	\$0.00	\$0.00	\$0.00	\$0.00
Total Expansion/Nonoperating Exp.	\$0.00	\$0.00	\$0.00	\$0.00	\$0.00	\$0.00	\$0.00
Total Expansion/Nonoperating Exp.	\$0.00	\$0.00	\$0.00	\$0.00	\$0.00	\$0.00	\$0.00
TOTAL EXPENSES	\$14,528,442.00	\$1,144,576.97	\$373,375.73	\$1,138,497.66	\$6,979,223.05	\$2,165,616.57	\$6,204,550.21
BEGINNING FUND BALANCE	\$78,973,647.49	\$80,724,338.38	(\$25,133,008.67)	\$80,724,338.38	\$78,973,647.49	(\$23,340,767.83)	\$78,973,647.49
NET SURPLUS/(DEFICIT)	\$191,808.00	\$118,355.87	(\$373,375.73)	(\$574,314.32)	\$727,763.67	(\$2,165,616.57)	\$1,176,376.57
ENDING FUND BALANCE	\$79,165,455.49	\$80,842,694.25	(\$25,506,384.40)	\$80,150,024.06	\$79,701,411.16	(\$25,506,384.40)	\$80,150,024.06

Fresno's Chaffee Zoo Corporation General Ledger Report

June 2017

Agrees to attached invoices ✓

Agrees to attached Income Statement ✓

Date	Trans.	Journal	Reference	Debit Amount	Credit Amount	Balance
1-5003-03						
Account: 1-5003-03 (Animal Feed-Animal)						
6/1/2017			<i>Account Beginning Balance</i>			\$170,057.43
6/1/2017	11393-630	Accounts Payable	Valley Produce, Inc.-Produce	\$1,938.05 ✓		
6/1/2017	11393-641	Accounts Payable	Valley Produce, Inc.-Produce	\$222.00		
6/1/2017	11393-643	Accounts Payable	Hay Company-Hay	\$5,441.83 ✓		
6/1/2017	11450-725	Accounts Payable	Visa- Premier Valley Bank-Misc. Expenses-Brian	\$95.48		
6/4/2017	11397-98	Accounts Payable	Golden State Bait, Inc.-Fish	\$97.60		
6/4/2017	11397-100	Accounts Payable	Bassett's Cricket Ranch, Inc.-Crickets	\$590.37		
6/5/2017	11427-677	Accounts Payable	Visa- Premier Valley Bank-Misc. Expenses- Shannon	\$65.62		
6/14/2017	11427-347	Accounts Payable	Central Fish-Fish	\$168.60		
6/14/2017	11427-350	Accounts Payable	Central Fish-Fish	\$233.65		
6/14/2017	11427-353	Accounts Payable	Valley Produce, Inc.-Produce	\$116.00		
6/14/2017	11427-355	Accounts Payable	Valley Produce, Inc.-Produce	\$244.00		
6/14/2017	11427-357	Accounts Payable	Valley Produce, Inc.-Produce	\$1,791.70 ✓		
6/14/2017	11427-359	Accounts Payable	Valley Produce, Inc.-Produce	\$28.00		
6/14/2017	11427-361	Accounts Payable	Valley Produce, Inc.-Produce	\$103.00		
6/14/2017	11427-369	Accounts Payable	Bassett's Cricket Ranch, Inc.-Crickets	\$573.05		
6/14/2017	11427-379	Accounts Payable	Bassett's Cricket Ranch, Inc.-Crickets	\$607.68		
6/14/2017	11427-381	Accounts Payable	Layne Laboratories, Inc.-Frozen Mice	\$780.62		
6/14/2017	11427-383	Accounts Payable	Whitic's Pets-Animal Food	\$48.56		
6/14/2017	11427-385	Accounts Payable	Whitic's Pets-Animal Food	\$12.15		
6/14/2017	11427-387	Accounts Payable	Whitic's Pets-Animal Food	\$43.18		
6/15/2017	11427-445	Accounts Payable	Valley Produce, Inc.-Produce	\$38.75		
6/18/2017	11427-714	Accounts Payable	Valley Produce, Inc.-Produce	\$1,811.50 ✓		
6/18/2017	11427-716	Accounts Payable	Valley Produce, Inc.-Produce	\$197.50		
6/18/2017	11427-718	Accounts Payable	Valley Produce, Inc.-Produce	\$1,810.00 ✓		
6/18/2017	11427-720	Accounts Payable	Valley Produce, Inc.-Produce	\$255.00		
6/18/2017	11427-722	Accounts Payable	Hill's Pet Nutrition Sales, In-Animal Feed	\$433.47		
6/18/2017	11427-726	Accounts Payable	Golden State Bait, Inc.-Fish	\$97.60		
6/18/2017	11427-728	Accounts Payable	Bassett's Cricket Ranch, Inc.-Crickets	\$590.37		
6/18/2017	11427-730	Accounts Payable	Central Fish-Fish	\$562.90		
6/18/2017	11427-733	Accounts Payable	Central Fish-Fish	\$376.79		
6/18/2017	11427-750	Accounts Payable	Hay Company-Hay/Bedding	\$2,619.78 ✓		
6/28/2017	11450-291	Accounts Payable	Central Fish-Fish	\$277.40		
6/28/2017	11450-359	Accounts Payable	Bassett's Cricket Ranch, Inc.-Crickets	\$607.68		
6/28/2017	11450-375	Accounts Payable	Golden State Bait, Inc.-Fish	\$97.60		
6/28/2017	11450-377	Accounts Payable	Valley Produce, Inc.-Produce	\$441.50		
6/28/2017	11450-381	Accounts Payable	Hay Company-Hay	\$9,557.93 ✓		
<i>Account Subtotals</i>				\$32,976.91	\$0.00	
6/30/2017					<i>Account Net Change</i>	\$32,976.91 ✓

Fresno's Chaffee Zoo Corporation General Ledger Report June 2017

Date	Trans.	Journal	Reference	Debit Amount	Credit Amount	Balance
Account: 1-5003-03 (Animal Feed-Animal)						
6/30/2017					<i>Account Ending Balance</i>	<u>\$203,037.59</u>
1-5014-00						
Account: 1-5014-00 (Bank Fees-Measure Z)						
6/1/2017					<i>Account Beginning Balance</i>	\$0.00
6/30/2017					<i>Account Net Change</i>	\$0.00
6/30/2017					<i>Account Ending Balance</i>	<u>\$0.00</u>
1-5080-03						
Account: 1-5080-03 (Benefits-Animal)						
6/1/2017					<i>Account Beginning Balance</i>	\$163,799.21
6/1/2017	11360-1	Journal Entry	To reclassify Ameritas	\$2,463.84		
6/1/2017	11361-1	Journal Entry	To reclassify Sun Life	\$710.37		
6/1/2017	11369-1	Journal Entry	To reclassify UnitedHealthcare of CA	\$28,516.22		
6/1/2017	11370-1	Journal Entry	To reclassify VSP	\$838.64		
6/1/2017	11429-1	Journal Entry	To reclassify Ameritas May	\$2,463.84		
6/1/2017	11429-2	Journal Entry	To reclassify Ameritas May		\$2,581.88	
6/9/2017	11398-50	Payroll	HSA Employer Contribution	\$78.96		
6/9/2017	11398-56	Payroll	HSA Employer Contribution	\$673.34		
6/23/2017	11432-50	Payroll	HSA Employer Contribution	\$78.96		
6/23/2017	11432-56	Payroll	HSA Employer Contribution	\$673.34		
			<i>Account Subtotals</i>	<u>\$36,497.51</u>	<u>\$2,581.88</u>	
6/30/2017					<i>Account Net Change</i>	<u>\$33,915.63</u> ✓
6/30/2017					<i>Account Ending Balance</i>	<u>\$197,714.84</u>
1-5080-10						
Account: 1-5080-10 (Benefits-Veterinary)						
6/1/2017					<i>Account Beginning Balance</i>	\$24,134.24
6/1/2017	11360-4	Journal Entry	To reclassify Ameritas	\$258.28		
6/1/2017	11361-4	Journal Entry	To reclassify Sun Life	\$52.57		
6/1/2017	11369-4	Journal Entry	To reclassify UnitedHealthcare of CA	\$1,747.69		
6/1/2017	11370-4	Journal Entry	To reclassify VSP	\$43.72		
6/1/2017	11429-5	Journal Entry	To reclassify Ameritas May	\$258.28		
6/1/2017	11429-6	Journal Entry	To reclassify Ameritas May		\$382.84	
6/9/2017	11398-57	Payroll	HSA Employer Contribution	\$118.44		
6/23/2017	11432-57	Payroll	HSA Employer Contribution	\$118.44		
			<i>Account Subtotals</i>	<u>\$2,597.42</u>	<u>\$382.84</u>	

Fresno's Chaffee Zoo Corporation General Ledger Report June 2017

Date	Trans.	Journal	Reference	Debit Amount	Credit Amount	Balance
Account: 1-5080-10 (Benefits-Veterinary)						
6/30/2017						\$2,214.58 ✓
6/30/2017						\$26,348.82
1-5131-03						
Account: 1-5131-03 (Payroll Taxes-Animal)						
6/1/2017						\$69,199.87
6/9/2017	11398-69	Payroll	Payroll Taxes	\$612.08		
6/9/2017	11398-76	Payroll	Payroll Taxes	\$6,298.34		
6/23/2017	11432-75	Payroll	Payroll Taxes	\$662.06		
6/23/2017	11432-82	Payroll	Payroll Taxes	\$6,349.42		
			<i>Account Subtotals</i>	\$13,921.90	\$0.00	
6/30/2017						\$13,921.90 ✓
6/30/2017						\$83,121.77
1-5131-10						
Account: 1-5131-10 (Payroll Taxes-Veterinary)						
6/1/2017						\$8,522.64
6/9/2017	11398-77	Payroll	Payroll Taxes	\$688.48		
6/23/2017	11432-83	Payroll	Payroll Taxes	\$685.46		
			<i>Account Subtotals</i>	\$1,373.94	\$0.00	
6/30/2017						\$1,373.94 ✓
6/30/2017						\$9,896.58
1-5153-03						
Account: 1-5153-03 (Retirement Contribution-Animal)						
6/1/2017						\$20,388.56
6/9/2017	11398-24	Payroll	6/9/2017 retirement match	\$122.54		
6/9/2017	11398-30	Payroll	6/9/2017 retirement match	\$2,004.51		
6/23/2017	11432-24	Payroll	6/23/2017 retirement match	\$129.91		
6/23/2017	11432-30	Payroll	6/23/2017 retirement match	\$2,004.94		
			<i>Account Subtotals</i>	\$4,261.90	\$0.00	
6/30/2017						\$4,261.90 ✓
6/30/2017						\$24,650.46
1-5153-10						

Fresno's Chaffee Zoo Corporation General Ledger Report June 2017

Date	Trans.	Journal	Reference	Debit Amount	Credit Amount	Balance
Account: 1-5153-10 (Retirement Contribution-Veterinary)						
6/1/2017						\$3,329.67
			<i>Account Beginning Balance</i>			
6/9/2017	11398-31	Payroll	6/9/2017 retirement match	\$224.01		
6/23/2017	11432-31	Payroll	6/23/2017 retirement match	\$224.01		
			<i>Account Subtotals</i>	\$448.02	\$0.00	
6/30/2017						\$448.02 ✓
6/30/2017						\$3,777.69
1-5165-03						
Account: 1-5165-03 (Salaries-Animal)						
6/1/2017						\$909,993.28
			<i>Account Beginning Balance</i>			
6/9/2017	11398-2	Payroll	Salaries	\$8,011.34		
6/9/2017	11398-9	Payroll	Salaries	\$83,014.42		
6/23/2017	11432-2	Payroll	Salaries	\$8,664.47		
6/23/2017	11432-9	Payroll	Salaries	\$83,711.88		
			<i>Account Subtotals</i>	\$183,402.11	\$0.00	
6/30/2017						\$183,402.11 ✓
6/30/2017						\$1,093,395.39
1-5165-10						
Account: 1-5165-10 (Salaries-Veterinary)						
6/1/2017						\$111,448.07
			<i>Account Beginning Balance</i>			
6/9/2017	11398-10	Payroll	Salaries	\$8,999.89		
6/23/2017	11432-10	Payroll	Salaries	\$8,960.41		
			<i>Account Subtotals</i>	\$17,960.30	\$0.00	
6/30/2017						\$17,960.30 ✓
6/30/2017						\$129,408.37
1-5191-00						
Account: 1-5191-00 (Utilities Gas & Electric)						
6/1/2017						\$230,218.02
			<i>Account Beginning Balance</i>			
6/18/2017	11427-803	Accounts Payable	P G & E-Service thru 5/6-6/6/17	\$2,693.36 ✓		
6/18/2017	11427-805	Accounts Payable	P G & E-Service thru 5/5-6/5/17	\$55,886.05 ✓		
6/18/2017	11427-807	Accounts Payable	P G & E-Service thru 5/3-6/5/17	\$7,827.68 ✓		
6/18/2017	11427-809	Accounts Payable	P G & E-70442378538		\$667.27	

Fresno's Chaffee Zoo Corporation General Ledger Report June 2017

Date	Trans.	Journal	Reference	Debit Amount	Credit Amount	Balance
Account: 1-5191-00 (Utilities Gas & Electric)						
<i>Account Subtotals</i>				\$66,407.09	\$667.27	
6/30/2017				<i>Account Net Change</i>		\$65,739.82 ✓
6/30/2017				<i>Account Ending Balance</i>		<u>\$295,957.84</u>
1-5200-03						
Account: 1-5200-03 (Workers Comp-Animal)						
6/1/2017				<i>Account Beginning Balance</i>		\$72,157.32
6/9/2017	11398-91	Payroll	Workers Comp	\$645.71		
6/9/2017	11398-98	Payroll	Workers Comp	\$6,540.40		
6/23/2017	11432-97	Payroll	Workers Comp	\$801.89		
6/23/2017	11432-104	Payroll	Workers Comp	\$7,602.82		
<i>Account Subtotals</i>				\$15,590.82	\$0.00	
6/30/2017				<i>Account Net Change</i>		\$15,590.82 ✓
6/30/2017				<i>Account Ending Balance</i>		<u>\$87,748.14</u>
1-5200-10						
Account: 1-5200-10 (Workers Comp-Veterinary)						
6/1/2017				<i>Account Beginning Balance</i>		\$8,992.53
6/9/2017	11398-99	Payroll	Workers Comp	\$728.43		
6/23/2017	11432-105	Payroll	Workers Comp	\$838.12		
<i>Account Subtotals</i>				\$1,566.55	\$0.00	
6/30/2017				<i>Account Net Change</i>		\$1,566.55 ✓
6/30/2017				<i>Account Ending Balance</i>		<u>\$10,559.08</u>
6/1/2017				<i>Grand Total Beginning Balance</i>		\$1,792,240.84
6/30/2017				<i>Grand Total Net Change</i>		\$373,375.73
6/30/2017				<i>Grand Total Ending Balance</i>		<u>\$2,165,616.57</u>

Ties to attached GL

5035036

VALLEY PRODUCE, INC.

P.O. BOX 11664, FRESNO, CALIFORNIA 93774
e-mail: valleypro@comcast.net

PHONE (559) 237-3328
FAX (559) 237-5611

Date

02317

No. C 232757

QUAN.	ITEM	PRICE	AMOUNT	QUAN.	ITEM	PRICE	AMOUNT	QUAN.	ITEM	PRICE	AMOUNT
	Broccoli Florets			2	1/2 quart Canned	8.00	16.00	15	Jumbo Carrots	14.00	
10	BROCCOLI Crown (18c)	13.95	139.50	4	EGGS 15/doz	4.80	19.20	50	CARROTS 50#/ 25#	110.00	
3	CAULIFLOWER	4.20	12.60	10	Enlive	3.00	30.00		Grabits 100/200 ct		
10	CELERY	58.75	587.50	40	KALE	10.00	400.00		48/1# Carrot		
	CABBAGE white			5	LEEKS	8.25	41.25		Baby Carrot		
	CABBAGE red				CORN				Pinto Beans #100		
	CILANTRO				HERBS			10	Beets	16.00	
	SPRING MIX 3#			18	Chives	16.80	168.00		J. Yel. Onions		
3	Chard	50.00	150.00		Mint			4	Red Onions		
	LETTUCE				Rosemary				Sweet Potatoe	84.00	
40	Green Leaf	68.00	2720.00		Thyme				Potatoes		
30	Red Leaf	54.00	1620.00		2	Jello sugar free	4.50	9.00	10/5 Russet		
18	Romaine	315.00	5670.00	2	Apples	185.00	370.00		5/10 Russet		
	SPINACH 2 1/2 #			10	Apples				Ctn. Russet		
	EGGPLANT			2	Apples Sliced 100/200			10	Red Potatoes sz		
2	chopped greens	48.00	96.00		chocoe cheddar	8.00	8.00	3	Turip	23.50	
	PARSLEY Flat / Curly				Oranges 113	26.90	269.00	3	YAMS (Medy Jumbo)	63.00	
	Turip greens	24.00	24.00	1	Lemons	4.80	4.80	12	Jicama		
	GREEN ONIONS				Limes				Jcs Banana Baby	12.00	
	RADDISH				Banana's	132.00	132.00	18	CUCUMBERS	12.60	
8	GREEN BEANS	12.00	96.00		Raspberries			2	Acorn Squash	4.00	
	ASPARAGUS				Blueberries	13.80	138.00	3	SQUASH BUTTER NUT	61.00	
10	Artichokes	18.00	180.00	10	Blackberries			1	Med. I.T. Squash	26.00	
10	BELL PEPPER Green	22.00	220.00		GRAPES Red	72.00	720.00	2	Yellow Squash		
	BELL PEPPER Red				GRAPES Lunch Bunch				Spaghetti Squash	4.00	
	Chili Jalapeno				Kivi	5.80	58.00	3	Avocado (Ripe)	5.25	
	Chili Tomatillo				Mango's	23.00	230.00		Avocado (Firm)		
	Chili Long Grn/Pasilla				Nectarines				Garlic (5#Peeled)		
1	Pandelion greens	2450	2450.00		Papaya	17.50	175.00	2	Garlic -(Whole)		
	Alfalfa Sprouts 1#/4oz				Peach			2	RAISINS 2 1/2 #	12.00	
	Bean Sprouts				Pear 135	28.00	280.00	10	TOMATOES	27.00	
	Cole Slaw (white cabbage)				Pineapple	4.80	48.00		ROMA TOMATOES		
	Cabbage Shred Red				Plum				GRAPE TOMATOES		
	Carrot Shred / Coin				Strawberry	8.00	80.00	4	CHERRY TOMATOES		
	Carrot Sticks 2/4				Surfacer seed no salt	13.50	135.00	10	Grape Fruit	6.00	
	Celery Sticks 2/4				MELON				Frozen Eggs	28.50	
	Yel. Onions Sliced/Diced				Cantaloupe	37.50	375.00		MUSHROOMS (sliced)		
	Red Onions Sliced/Diced				Honeydew	11.00	110.00		Button Mushroom		
	Tossed Salad / SC				Watermelon #	33.00	330.00		Medium Mushroom	19.75	
	Shred Lettuce				gallon white wine	4.00	40.00		Portabella Mushroom		
	Cabbage/Romaine Blend								12/8 oz. Mushroom		

ORDER FILLED BY

DELIV. BY

REC'D IN GOOD ORDER BY

C.O.D.

TOTAL

1938.05

TERMS: NET CASH - A FINANCE CHARGE OF 1 1/2 % PER MONTH (18 % PER YEAR) WILL BE CHARGED ON PAST DUE ACCOUNTS.
ALL CLAIMS FOR RETURN OF GOODS MUST BE MADE WITHIN 24 HOURS AFTER RECEIPT OF MERCHANDISE.

THANK YOU

M2

VALLEY PRODUCE, INC.

P.O. BOX 11664, FRESNO, CALIFORNIA 93774
 c-mail: valleypro@comcast.net

Sold to

PHONE (559) 237-3328
 FAX (559) 237-5611

Date

5/3/11

No. C

232880

5053-107

QUAN.	ITEM	PRICE	AMOUNT	QUAN.	ITEM	PRICE	AMOUNT	QUAN.	ITEM	PRICE	AMOUNT
	Broccoli Florets				OF Purely yogurt				Jumbo Carrot		
19	BROCCOLI Crown/18ct	10.80		4	EGGS 15/doz	8.00		10	CARROTS 50# / 25#		138.00
3	CAULIFLOWER	5.25			Endive	38.75			Grabits 100/200 ct		
10	CELERY	10.75		4	KALE	10.00			48/1# Carrot		
	CABBAGE white				LEEKs	7.90			Baby Carrot		
	CABBAGE red				CORN	27.50			Pinto Beans #100		
	CILANTRO				HERBS				Basil		
	SPRING MIX 3#				Basil				J. Yel. Onions		
	Carrot Piled	18.50			Chives				Red Onions		
	LETTUCE				Mint				Sweet Potatoe		84.00
	Green Leaf	64.00			Rosemary				Potatoes		
	Red Leaf	33.00			Thyme				10/5 Russet		
	Romaine	22.00			Jello sugar free	2.25			5/10 Russet		
	SPINACH 2 1/2 #				Apples 88	11.00			Ctn. Russet		
	EGGPLANT				Apples				Red Potatoes ___ sz		
	Swiss chard	54.00			Apples Sliced 100/200				Apple Juice (12)		14.00
	PARSLEY Flat / Curly				Turnip	23.30			YAMS Med/Jumbo		63.00
	GREEN ONIONS	44.00			Oranges				Jicama		
	RADDISH				Lemons				Peanut noshees		6.50
	GREEN BEANS	10.00			Limes				CUCUMBERS		1.40
	ASPARAGUS				Banana's	54.00			Butternut Squash		10.00
	Turnip green	24.00			Raspberries				SQUASH		
	BELL PEPPER Green				Blueberries	9.00			Med. I.T. Squash		27.00
	BELL PEPPER Red				Blackberries				Yellow Squash		
	Chili Jalapeno	1.80			GRAPES Red	35.00			Distilled Water		19.50
	Chili Tomatillo				GRAPES Lunch Bunch				Avocado (Ripe)		5.25
	Chili Long Grn/Pasilla				Kiwi	5.80			Avocado (Firm)		
	Dandelion green	24.50			Mango's	23.00			Garlic (5# Peeled)		
	Alfalfa Sprouts 1#/4oz				Nectarines				Garlic -(Whole)		
	Bean Sprouts				Papaya	17.50					
	Cole Slaw(white cabbage)				Peach				TOMATOES		25.00
	Cabbage Shred Red				Pear	28.50			ROMA TOMATOES		
	Carrot Shred/Coin	4.80			Pineapple	10.00			GRAPE TOMATOES		
	Carrot Sticks 2/4				Plum				CHERRY TOMATOES		
	Celery Sticks 2/4				Strawberry	8.00			Cherry Tomato		28.50
	Yel. Onions Sliced/Diced				Cranberry	28.00					
	Red Onions Sliced/Diced				MELON				MUSHROOMS (sliced)		
	Tossed Salad / SC				Cantaloupe	37.30			Button Mushroom		
	Shred Lettuce				Honeydew	11.00			Medium Mushroom		19.75
	Cabbage/Romaine Blend				Watermelon #	30.00			Portabella Mushroom		
					Cherry tomato	8.00			12/8 oz. Mushroom		

ORDER FILLED BY

DELIV. BY

REC'D IN GOOD ORDER BY

C.O.D.

TOTAL

1,791.70

TERMS: NET CASH - A FINANCE CHARGE OF 1 1/2 % PER MONTH (18% PER ANNU) WILL BE CHARGED ON PAST DUE ACCOUNTS.
 ALL CLAIMS FOR RETURN OF GOODS MUST BE MADE WITHIN 24 HOURS AFTER RECEIPT OF MERCHANDISE.

THANK YOU

[Handwritten signature]
 5/3/11

VALLEY PRODUCE, INC.

P.O. BOX 11664, FRESNO, CALIFORNIA 93774
e-mail: valleypro@comcast.net

Sold to Thomas (Chaffin) Corp Date 6/1/11
PHONE (559) 237-3328
FAX (559) 237-5611

No. **C**

✓	QUAN.	ITEM	PRICE	AMOUNT	✓	QUAN.	ITEM	PRICE	AMOUNT	✓	QUAN.	ITEM	PRICE	AMOUNT
✓	3 1/2	Broccoli Florets		1280										
		BROCCOLI Crown /18ct			✓	16	EGGS 15/doz		1200	✓	3	CARROTS 50# / 25#		225
✓	2	CAULIFLOWER		450										
		CELERY			✓	7	KALE		1650					
		CABBAGE white			✓	5	LEEKS		1000					
		CABBAGE red												
		CILANTRO			✓	7	CORN							
		SPRING MIX 3#					HERBS 25# beet		1475	✓	10	Pinto Beans #100		
✓	1	lettuce		360			Basil							
		LETTUCE					Chives							
✓	7	Green Leaf	1750	12250			Mint			✓	2	Red Onions		175
✓	3	Red Leaf	1650	4950			Rosemary							
✓	16	Romaine	1750	28000	✓	6	Thyme							
		SPINACH 2 1/2 #			✓	8	Apples 72/88 gal	2100	23200					
		EGGPLANT					Apples							
✓	3 1/2	Parsley (Flat)		700			Apples Sliced 100/200			✓	3	Red Potatoes ___ sz		1800
		PARSLEY Flat / Curly			✓	2	Quarts (100/200)	700	700	✓	2	YAMS Med / Jumbo		2000
✓	7	Green Onions		1050	✓	7	Oranges 112		2300					
		GREEN ONIONS					Lemons			✓	5	Jicama		
		RADDISH					Limes			✓	15	Sweet Potatoes		1250
✓	8	GREEN BEANS		13000	✓	8	Banana's	2200	17600	✓	2	CUCUMBERS		1350
		ASPARAGUS					Raspberries			✓	2	SQUASH		400
✓	1	Bell Pepper Green		2800	✓	16	Blueberries		1200	✓	1	ACORN		400
✓	10	BELL PEPPER Red		1800			Blackberries			✓	1	Med. I.T. Squash		1700
		BELL PEPPER Red			✓	1	GRAPES Red		2600	✓	1	Yellow Squash		
✓	2	Chili Jalapeno		180			GRAPES Lunch Bunch			✓	3	Avocado (Ripe)		150
		Chili Tomatillo			✓	7	Mango's		3300					
		Chili Long Grn/Pasilla					Nectarines							
✓	1	Alfalfa Sprouts 1#/4oz		2100	✓	5	Papaya		1100	✓	1	Garlic (5#Peeled)		
		Bean Sprouts					Peach			✓	1	Garlic (Whole)		
		Cole Slaw(white cabbage)			✓	1	Pear 18 case		3050	✓	1	Avocado (Firm)		150
		Cabbage Shred Red			✓	3	Pineapple		750					
✓	1	Carrot Shred 1/2 ctn		650			Plum							
		Carrot Sticks 2/4			✓	4	Strawberry		200	✓	1	Avocado (Ripe)		150
		Celery Sticks 2/4			✓	5	Kiwi		150	✓	1	Avocado (Firm)		150
		Yel. Onions Sliced/Diced					MELON							
		Red Onions Sliced/Diced			✓	14	Cantaloupe		2520					
		Tossed Salad / SC			✓	5	Honeydew		500	✓	20	MUSHROOMS (sliced)		2050
		Shred Lettuce			✓	8	Watermelon #		4800					
		Cabbage/Romaine Blend												

ORDER FILLED BY

DELIV. BY

REC'D IN GOOD ORDER BY

TOTAL ▶

\$1,811.50 ✓

TERMS: NET CASH - A FINANCE CHARGE OF 1 1/2 % PER MONTH 2017-06 Page 43 of 68 BE CHARGED ON PAST DUE ACCOUNTS.
ALL CLAIMS FOR RETURN OF GOODS MUST BE MADE WITHIN 24 HOURS AFTER RECEIPT OF MERCHANDISE.

THANK YOU

VALLEY PRODUCE, INC.

P.O. BOX 11664, FRESNO, CALIFORNIA 93774
 e-mail: valleypro@comcast.net

Sold to

Jessie Chaffee Co

Date

10/6/11

PHONE (559) 237-3328

FAX (559) 237-5611

No. C 233241

5005-05

✓	QUAN.	ITEM	PRICE	AMOUNT	✓	QUAN.	ITEM	PRICE	AMOUNT	✓	QUAN.	ITEM	PRICE	AMOUNT
		Broccoli Florets					<i>Small white Veggies</i>	400				<i>Mixed Veg / White</i>	1320	
✓	<i>4</i>	BROCCOLI Crown /18ct		<i>1080</i>	✓	<i>4</i>	EGGS 15/doz		<i>800</i>	✓	<i>4</i>	CARROTS 50# / 25#		<i>2300</i>
✓	<i>3</i>	CAULIFLOWER		<i>780</i>			<i>1 case Onions</i>					Grabits 100/200 ct		
✓	<i>10</i>	CELERY		<i>5300</i>	✓	<i>20</i>	KALE		<i>1475</i>			48/1# Carrot		
		CABBAGE white			✓	<i>5</i>	LEEEKS		<i>750</i>			Baby Carrot		
		CABBAGE red			✓	<i>10</i>	CORN		<i>2880</i>			Pinto Beans #100		
		CILANTRO					HERBS			✓	<i>20</i>	<i>Costa Rica's</i>	<i>295</i>	<i>5900</i>
		SPRING MIX 3#					Basil					J. Yel. Onions		
✓	<i>3</i>	<i>Chard</i>		<i>1850</i>			Chives			✓	<i>4</i>	<i>Hal. whole milk</i>		<i>1400</i>
		LETTUCE					Mint					Potatoes		
✓	<i>4</i>	Green Leaf		<i>1600</i>			Rosemary			✓	<i>5</i>	<i>Potatoes (no salt)</i>		<i>425</i>
✓	<i>30</i>	Red Leaf		<i>1650</i>			Thyme			✓	<i>3 1/2</i>	<i>Almonds (washed)</i>		<i>4200</i>
✓	<i>80</i>	Romaine		<i>1700</i>			QT FLAV. Yogurt		<i>400</i>	✓	<i>1</i>	<i>cut & stick powdered milk</i>		<i>4200</i>
		SPINACH 2 1/2 #					Apples					Red Potatoes		
		EGGPLANT			✓	<i>8</i>	Apples <i>1/25 ct.</i>		<i>2800</i>					
✓	<i>1 1/2</i>	<i>Black Exp. Veg</i>		<i>950</i>			Apples Sliced 100/200			✓	<i>12</i>	FRIG. Veggies		<i>5700</i>
		PARSLEY Flat / Curly			✓	<i>1</i>	Dried Figs		<i>3400</i>	✓	<i>2</i>	YAMS med.		<i>4150</i>
✓	<i>1</i>	<i>Turnip Greens</i>		<i>2275</i>	✓	<i>1</i>	Oranges <i>113 ct</i>		<i>2300</i>	✓	<i>4</i>	<i>JB Sweet Potato</i>		<i>17500</i>
		GREEN ONIONS			✓	<i>4</i>	Lemons		<i>480</i>	✓	<i>4</i>	<i>25# Beets</i>		<i>1475</i>
		RADDISH					Limes			✓	<i>20</i>	CUCUMBERS		<i>1400</i>
✓	<i>5</i>	GREEN BEANS		<i>1600</i>	✓	<i>7</i>	Banana's		<i>14700</i>	✓	<i>4</i>	<i>Batter mix Squash</i>		<i>800</i>
		ASPARAGUS					Raspberries			✓	<i>3</i>	SQUASH ACORN		<i>600</i>
✓	<i>2</i>	<i>Callard Green</i>		<i>4600</i>	✓	<i>6</i>	Blueberries		<i>1200</i>	✓	<i>30</i>	Med. I.T. Squash		<i>2200</i>
		BELL PEPPER Green					Blackberries					Yellow Squash		
		BELL PEPPER Red			✓	<i>7</i>	GRAPES Red		<i>2800</i>	✓	<i>1</i>	<i>Raw Avocado</i>		<i>2575</i>
		Chili Jalapeno					GRAPES Lunch Bunch			✓	<i>3</i>	Avocado (Ripe)		<i>450</i>
		Chili Tomatillo			✓	<i>4</i>	<i># Kiwi</i>		<i>360</i>			Avocado (Firm)		
		Chili Long Grn/Pasilla			✓	<i>3</i>	Mango's		<i>1050</i>			Garlic (5#Peeled)		
✓	<i>1</i>	<i>Turnip</i>		<i>2275</i>	✓	<i>5</i>	Nectarines					Garlic -(Whole)		
		Alfalfa Sprouts 1#/4oz			✓	<i>5</i>	Papaya		<i>1250</i>	✓	<i>1</i>	<i>50# Dry Hair Rice</i>		<i>2600</i>
		Bean Sprouts					Peach			✓	<i>1</i>	TOMATOES <i>LL</i>		<i>2400</i>
		Cole Slaw(white cabbage)					Pear					ROMA TOMATOES		
		Cabbage Shred Red			✓	<i>3</i>	Pineapple		<i>900</i>			GRAPE TOMATOES		
		Carrot Shred / Coin			✓	<i>3</i>	Plum					CHERRY TOMATOES		
		Carrot Sticks 2/4			✓	<i>4</i>	Strawberry		<i>800</i>	✓	<i>3</i>	<i># Black Cheese</i>		<i>900</i>
		Celery Sticks 2/4			✓	<i>12</i>	<i>Grapefruit</i>		<i>200</i>	✓	<i>1</i>	<i>Sunny Herb Jelly</i>		<i>225</i>
		Yel. Onions Sliced/Diced			✓	<i>18</i>	MELON					MUSHROOMS (sliced)		
		Red Onions Sliced/Diced			✓	<i>18</i>	Cantaloupe <i>20 case</i>		<i>3400</i>			Button Mushroom		
		Tossed Salad / SC			✓	<i>2</i>	Honeydew		<i>600</i>	✓	<i>2</i>	Medium Mushroom		<i>1950</i>
		Shred Lettuce			✓	<i>5</i>	Watermelon #		<i>3000</i>			Portabella Mushroom		
		Cabbage/Romaine Blend										12/8 oz. Mushroom		

ORDER FILLED BY

DELIV. BY

REC'D IN GOOD ORDER BY

C.O.D.

TOTAL ▶

1810.00

TERMS: NET CASH - A FINANCE CHARGE OF 1 1/2% PER MONTH. 2017-06 Page 49 of 58 BE CHARGED ON PAST-DUE ACCOUNTS. ALL CLAIMS FOR RETURN OF GOODS MUST BE MADE WITHIN 24 HOURS AFTER RECEIPT OF MERCHANDISE.

THANK YOU

MC

PA 10/26

THE HAY COMPANY
 10470 E. MCKINLEY
 SANGER, CA 93657
 (559) 251-2981

THE HAY COMPANY
 5045-03 0032 = 8-5410470 E. MCKINLEY
 SANGER, CA 93657
 5003-03 0032 = 2649.78 (559) 251-2981

503-5318

CUSTOMER P.O. NUMBER _____ DATE June 8 20 17

CUSTOMER P.O. NUMBER _____ DATE June 2 20 _____

NAME _____

NAME _____

ADDRESS _____

ADDRESS _____

CITY _____

CITY _____

SOLD BY _____ CASH _____ CHARGE / CUSTOMER ACCOUNT # _____

SOLD BY _____ CASH _____ CHARGE / CUSTOMER ACCOUNT # _____

QUAN.	DESCRIPTION	PRICE	AMOUNT
			33.89
2	...	3750	308.00
	...	3125	184.90
	...		9.90
4	...	3750	152.00
	...		200.00
		TAX	194.63
		TOTAL	2649.78

QUAN.	DESCRIPTION	PRICE	AMOUNT
17	...	17.95	300.15
5	...	14.00	70.00
4	...	14.95	179.55
1	...		7.95
30	...	12.95	389.00
42	...	12.95	543.90
4	...	19.95	79.80
5	...	25.00	125.00
1	...		29.95
1	...		11.15
1	...		14.90
1	...		10.95
		TAX	
		TOTAL	

Brook
Stoll

TERMS: Bills are due and payable on the 10th of the month. PAST DUE bills are subject to 1 1/2% interest per month. (ANNUAL RATE 18%) MZ

TERMS: Bills are due and payable on the 10th of the month. PAST DUE bills are subject to 1 1/2% interest per month. (ANNUAL RATE 18%)

INVOICE

INVOICE

No. _____ Rec'd By Sony...

No. _____ Rec'd By ...

2017-06 Page 50 of 58

THE HAY COMPANY
10470 E. MCKINLEY
SANGER, CA 93657
(559) 251-2981

18 ✓

CUSTOMER P.O. NUMBER _____ DATE June 2 20 17
NAME Chaffin Zoo
ADDRESS _____

CITY _____
SOLD BY _____ CASH _____ CHARGE _____ CUSTOMER ACCOUNT # _____

QUAN.	DESCRIPTION	PRICE	AMOUNT
	Avia		
17	Storage	12.95	220.15
5	Atalpa	14.00	70.00
9	Orchid	19.95	179.55
1	Straw		7.95
	Avia		
20	Storage	12.95	259.00
4	Atalpa	14.00	56.00
42	Beriberida	12.95	543.90
4	Orchid	19.95	79.80
5	Mag. (water) Pump	10.20	51.00
1	Mag. (water) Pump	39.95	39.95
1	Cob def. Mal. Perina	11.25	11.25
1	Layna Crumble	14.90	14.90
1	Plum. Paratch	10.75	10.75
		TAX	
		TOTAL	

Cont on
143914

Charge

TERMS: Bills are due and payable on the 10th of the month. PAST DUE bills are subject to 1 1/2% interest per month. (ANNUAL RATE 18%)

INVOICE

No. 143913 Rec'd By Del by Steve + Chip

THE HAY COMPANY
10470 E. MCKINLEY
SANGER, CA 93657
(559) 251-2981

18 ✓

5003-03 0032

CUSTOMER P.O. NUMBER _____ DATE June 2 20 17
NAME Chaffin Zoo
ADDRESS _____

CITY _____
SOLD BY _____ CASH _____ CHARGE _____ CUSTOMER ACCOUNT # _____

QUAN.	DESCRIPTION	PRICE	AMOUNT
1	50# Cal. Manna		33.39
8	Man. (Annu. care)	38.50	308.00
5	Man. (Annu. care)	36.98	184.90
1	Oyster Shell		9.90
4	Man. (Annu. care)	38.50	154.00
	1 Sal on May 19 by staff Jaga		
	Delivery		200.00
		TAX	194.13
		TOTAL	2628.32

Cont on
143913

(C6)

TERMS: Bills are due and payable on the 10th of the month. PAST DUE bills are subject to 1 1/2% interest per month. (ANNUAL RATE 18%)

INVOICE

No. 143914 Rec'd By Del by Steve + Chip

new page 50

500503
0032

THE HAY COMPANY
10470 E. MCKINLEY
SANGER, CA 93657
(559) 251-2981

18 ✓

CUSTOMER P.O. NUMBER _____ DATE June 16 20 17
NAME Chaffee Zoo
ADDRESS _____
CITY _____

SOLD BY _____ CASH _____ CHARGE CUSTOMER ACCOUNT # _____

QUAN.	DESCRIPTION	PRICE	AMOUNT
13	Maz Lemur Pimate	2490	323 70
1	Maz Walnut Diet		39 95
4	Hooded Showlamb	1990	79 60
2	Scratch	1084	21 68
1	50# Calm Manna		33 39
82	Maz Wild Herb Pellets	2790	2287 80
	Selevarny		300 00
		TAX	705 95
		TOTAL	9557 93 ✓

Cont from
114064

Charges

(C7)

TERMS: Bills are due and payable on the 10th of the month. PAST DUE bills are subject to 1 1/2% interest per month. (ANNUAL RATE 18%)

INVOICE

No. 144065 Rec'd By Sel by Howard + Chip

new
Page 51

500303
0032

THE HAY COMPANY
10470 E. MCKINLEY
SANGER, CA 93657
(559) 251-2981

18 ✓

CUSTOMER P.O. NUMBER _____ DATE June 16 20 17
NAME Chaffee Zoo
ADDRESS _____
CITY _____

SOLD BY _____ CASH _____ CHARGE CUSTOMER ACCOUNT # _____

QUAN.	DESCRIPTION	PRICE	AMOUNT
	Asia		
15	Forage	1290	194 25
4	Algalta	1300	52 00
9	Orchard	1995	179 55
	Aprina		
14	Forage	1495	207 20
3	Algalta	1300	39 00
40	Berinda	1295	518 00
4	Orchard	1995	79 80
4	Maz Dominican	3850	154 00
2	Maz Concentrate	3698	73 96
40	Maz Round Cube	2495	998 00
76	Maz Green Tree	4095	3112 20
1	Mamebird Flight Cond		19 90
4	Maz Parrot Order	3450	138 00
		TAX	
		TOTAL	

Cont on
144065

TERMS: Bills are due and payable on the 10th of the month. PAST DUE bills are subject to 1 1/2% interest per month. (ANNUAL RATE 18%)

INVOICE

No. 144064 Rec'd By Sel by Howard + Chip



ENERGY STATEMENT

www.pge.com/MyEnergy

Account No: 1934497681-6
Statement Date: 06/06/2017
Due Date: 06/23/2017

Service For:

FRESNO'S CHAFFEE ZOO CORPORATION
894 W BELMONT AVE
FRESNO, CA 93728

Your Account Summary

Amount Due on Previous Statement	\$5,682.66
Payment(s) Received Since Last Statement	-5,682.66
Previous Unpaid Balance	\$0.00
Current Gas Charges	\$2,693.36

Total Amount Due by 06/23/2017 \$2,693.36 ✓

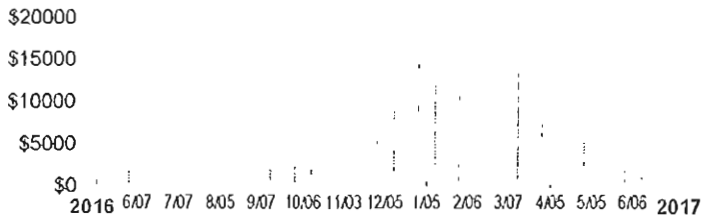
Questions about your bill?

24 hours, 7 days/wk 1-800-468-4743
Business Specialist available:
Mon-Sat: 7am to 9pm
www.pge.com/MyEnergy

Local Office Address

705 P ST
FRESNO, CA 93721

Gas Monthly Billing History



Daily Usage Comparison

1 Year Ago	Last Period	Current Period
	19083	
79 15		79 03
Gas Therms / Day		

Important Messages

Your commercial gas rate Your gas usage is currently billed on a non-residential (commercial or industrial) rate. If this is incorrect, please call us at 1-800-468-4743.



ENERGY STATEMENT

www.pge.com/myenergy

Account No: 1934497681-6
Statement Date: 06/06/2017
Due Date: 06/23/2017

Details of Gas Charges

05/06/2017 - 06/06/2017 (32 billing days)

Service For: 894 W BELMONT AVE
Service Agreement ID: 1934497465
Rate Schedule: GNR1 Gas Service to Small Commercial Customers

05/06/2017 - 05/31/2017

Customer Charge	26 days @ \$2.14936	\$55.88
Gas Charges		
First 4,000 Therms/month	2,054.812500 Therms @ \$0.98238	2,018.61
Gas PPP Surcharge (\$0.04672/Therm)		96.00
Fresno Recovery Fee		20.74

06/01/2017 - 06/06/2017

Customer Charge	6 days @ \$2.14936	\$12.90
Gas Charges		
First 4,000 Therms/month	474.187500 Therms @ \$0.97499	462.33
Gas PPP Surcharge (\$0.04672/Therm)		22.15
Fresno Recovery Fee		4.75

Total Gas Charges \$2,693.36

Service Information

Meter #	61202044
Current Meter Reading	23,293
Prior Meter Reading	21,452
Difference	1,841
Multiplier	1.373939
Total Usage	2,529.000000 Therms
Serial	L

Gas Procurement Costs (\$/Therm)

05/06/2017 - 05/31/2017	\$0.38238
06/01/2017 - 06/06/2017	\$0.37499

Additional Messages

Customer Charge To help deliver safe, reliable and affordable gas service to your business, PG&E charges a customer fee which is based on your highest average daily gas usage within the past 12 months. For the billing period ending on 01/05/2017, your highest average daily gas usage was 536.4 therms.



ENERGY STATEMENT

www.pge.com/MyEnergy

Account No: 5915064925-5
Statement Date: 06/06/2017
Due Date: 06/23/2017

Service For:

FRESNO'S CHAFFEE ZOO CORPORATION
894 W BELMONT AVE
FRESNO, CA 93728

Your Account Summary

Amount Due on Previous Statement	\$38,214.71
Payment(s) Received Since Last Statement	-38,214.71
Previous Unpaid Balance	\$0.00
Current Electric Charges	\$55,886.05

Total Amount Due by 06/23/2017 \$55,886.05 ✓

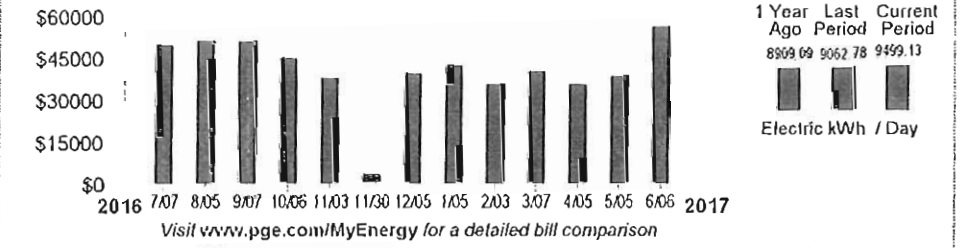
Questions about your bill?

24 hours, 7 days/wk 1-800-468-4743
Business Specialist available:
Mon-Sat: 7am to 9pm
www.pge.com/MyEnergy

Local Office Address

705 P ST
FRESNO, CA 93721

Electric Monthly Billing History





ENERGY STATEMENT

www.pge.com/MyEnergy

Account No: 5915064925-5
Statement Date: 06/06/2017
Due Date: 06/23/2017

Details of Electric Charges

05/05/2017 - 06/05/2017 (32 billing days)

Service For: 894 W BELMONT AVE
Service Agreement ID: 5915064187
Rate Schedule: E19S Medium General Demand-Metered TOU Service

Service Information

Meter # 1010078518
Total Usage 303,972.000000 kWh

Meter # 1010078518
Reactive Power 121,712.400000 kVar

Serial L
Rotating Outage Block 8H

05/05/2017 - 06/05/2017

Customer Charge	32 days @ \$19.71253	\$630.80
Demand Charge		
Max Peak	585.600000 kW @ \$18.64000	10,915.58
Max Part Peak	542.400000 kW @ \$5.18000	2,809.63
Max Demand	585.600000 kW @ \$17.56000	10,283.14
Energy Charges		
Peak	59,217.600000 kWh @ \$0.15178	8,988.05
Part Peak	60,506.400000 kWh @ \$0.11127	6,732.55
Off Peak	184,248.000000 kWh @ \$0.08445	15,559.74
Power Factor Adjustment (@ 93.00% Power Factor)		-121.59
Energy Commission Tax		88.15

Total Electric Charges \$55,886.05



ENERGY STATEMENT

www.pge.com/MyEnergy

Account No: 7044237853-8
Statement Date: 06/06/2017
Due Date: 06/23/2017

Service For:

FRESNO'S CHAFFEE ZOO CORPORATION
890 W BELMONT AVE
FRESNO, CA 93728

Questions about your bill?

24 hours, 7 days/wk 1-800-468-4743
Business Specialist available:
Mon-Sat: 7am to 9pm
www.pge.com/MyEnergy

Local Office Address


705 P ST
FRESNO, CA 93721

Your Account Summary

Amount Due on Previous Statement	\$5,068.05
Payment(s) Received Since Last Statement	-5,068.05
Previous Unpaid Balance	\$0.00
Current Electric Charges	\$7,827.68
Electric Adjustments	-667.27

Total Amount Due by 06/23/2017 \$7,160.41 ✓

Electric Monthly Billing History



Daily Usage Comparison

1 Year Ago Period	Last Period	Current Period
1177.34	1135.76	1252.53
Electric kWh / Day		

Visit www.pge.com/MyEnergy for a detailed bill comparison



ENERGY STATEMENT

www.pge.com/MyEnergy

Account No: 7044237853-8
Statement Date: 06/06/2017
Due Date: 06/23/2017

Details of Electric Charges

05/05/2017 - 06/05/2017 (32 billing days)

Service For: 890 W BELMONT AVE
Service Agreement ID: 7044237158

05/05/2017 – 06/05/2017

Service Information

Meter # 1004578075
Total Usage 40,081.000000 kWh
Serial L
Rotating Outage Block 8H

Rate Schedule: NEMEXPM Net Energy Metering Service

Net Charges \$7,816.06
Energy Commission Tax 11.62

Total Electric Charges \$7,827.68



ENERGY STATEMENT

www.pge.com/MyEnergy

Account No: 7044237853-8
Statement Date: 06/06/2017
Due Date: 06/23/2017

Details of Electric Charges (continued)

Service For: 894 W BELMONT AVE
Service Agreement ID: 7044237158

Adjustments

ECT Adjustment	-\$667.27
Total Adjustments	-\$667.27