



Fresno Chaffee Zoo • 894 West Belmont Avenue • Fresno, California 93728
Phone (559) 498-5910 • Fax (559) 264-9226

Disbursement Claim for Measure Z Funds

Disbursement Claim #: 2016-11

Claim Submission Date: 12/08/16

Request Details

Invoice Date or Date Range (if multiple invoices)	Approved Monthly Budget Covering Invoiced Month(s)	Variance Explanation	Description	Amount Requested
11/01-30/2016	\$241,230.28		Animal Dept. Salary & Benefits 3/	\$247,872.44
11/01-30/2016	\$27,206.61		Veterinary Dept. Salary & Benefits 5/	\$30,710.40
11/01-30/2016	\$30,000.00		Animal Feed 6/	\$36,833.76 A 36,095.38
11/01-30/2016	\$52,083.34		Utilities (Gas & Electric) 28/	\$50,845.26 B 42,787.60
	\$ 10.00		Wire Fee	\$ 10.00
				\$ 366,271.86
				C \$357,475.82
				\$ (10.00)
	\$ 350,530.23		TOTAL AMOUNT REQUESTED	\$ 366,261.86
				D \$357,465.82

247,872.44 +
 30,710.4 +
 36,833.76 +
 50,845.26 +
 10 +
 0 =
 Total [6 items] 366,271.86 T
 366,271.86 +
 -10 =
 Total [2 items] 366,261.86 T

Page 2



247,872.44 +
 30,710.4 +
 36,095.38 A +
 42,787.6 B +
 10 =
 Total [5 items] 357,475.82 C T
 357,475.82 +
 -10 =
 Total [2 items] 357,465.82 D T

Fresno's Chaffee Zoo Corporation

Income Statement

November

✓ Ties to attached GL

	2016 Budget	Nov Budget	Nov Measure Z	Nov Actual	YTD Budget	YTD Measure Z	YTD Actual
EXPENSES							
OPERATING EXPENSES							
Personnel Expenses							
Administration							
Benefits-General	\$0.00	\$0.00	\$0.00	\$0.00	\$0.00	\$0.00	\$0.00
Benefits-Administration	\$90,000.00	\$5,625.00	\$0.00	\$5,909.21	\$84,375.00	\$0.00	\$69,254.69
Payroll Taxes	\$0.00	\$0.00	\$0.00	\$0.00	\$0.00	\$0.00	\$0.00
Payroll Taxes-Administration	\$51,226.00	\$3,995.63	\$0.00	\$2,911.23	\$45,744.82	\$0.00	\$36,307.51
Retirement Contribution-General	\$0.00	\$0.00	\$0.00	\$0.00	\$0.00	\$0.00	\$0.00
Retirement Contribution-Administration	\$16,780.00	\$1,398.34	\$0.00	\$1,046.49	\$15,381.66	\$0.00	\$13,975.57
Salaries-General	\$0.00	\$0.00	\$0.00	\$0.00	\$0.00	\$0.00	\$0.00
Salaries-Administration	\$660,637.00	\$51,529.69	\$0.00	\$50,368.64	\$589,948.84	\$0.00	\$523,784.10
Workers Comp-General	\$0.00	\$0.00	\$0.00	\$0.00	\$0.00	\$0.00	\$0.00
Workers Comp-Administration	\$6,125.00	\$477.75	\$0.00	\$338.17	\$5,469.62	\$0.00	\$4,160.91
Total Administration	\$824,768.00	\$63,026.41	\$0.00	\$60,573.74	\$740,919.94	\$0.00	\$647,482.78
Animal							
Benefits-Animal	\$465,000.00	\$29,062.50	\$28,874.98 ✓	\$28,874.98	\$435,937.50	\$365,529.61	\$365,529.61
Payroll Taxes-Animal	\$177,944.00	\$13,879.63	\$21,285.19 ✓	\$21,285.19	\$158,903.99	\$154,749.46	\$154,749.46
Retirement Contribution-Animal	\$57,417.00	\$4,478.53	\$3,208.77 ✓	\$3,208.77	\$51,273.38	\$37,323.23	\$37,323.23
Salaries-Animal	\$2,352,260.00	\$183,476.28	\$179,970.75 ✓	\$179,970.75	\$2,100,568.18	\$1,916,558.66	\$1,916,558.66
Workers Comp-Animal	\$133,205.00	\$10,333.34	\$14,532.75 ✓	\$14,532.75	\$119,871.66	\$164,597.68	\$164,597.68
Total Animal	\$3,185,826.00	\$241,230.28	\$247,872.44 ✓ 2/	\$247,872.44	\$2,866,554.71	\$2,638,758.64	\$2,638,758.64
Education							
Benefits-Education	\$72,475.00	\$4,422.94	\$0.00	\$5,009.13	\$68,038.06	\$0.00	\$67,684.27
Benefits-Volunteer	\$0.00	\$0.00	\$0.00	\$0.00	\$0.00	\$0.00	\$0.00
Payroll Taxes-Education	\$49,602.00	\$3,753.32	\$0.00	\$3,841.54	\$45,281.42	\$0.00	\$46,560.75
Payroll Taxes-Volunteer	\$0.00	\$0.00	\$0.00	\$0.00	\$0.00	\$0.00	\$0.00
Retirement Contribution-Education	\$16,000.00	\$1,248.00	\$0.00	\$649.01	\$14,288.00	\$0.00	\$7,067.98
Salaries-Education	\$643,631.00	\$44,805.21	\$0.00	\$50,671.87	\$589,215.94	\$0.00	\$613,466.85

Fresno's Chaffee Zoo Corporation

Income Statement

November

2016-11 Page 13 of 66

	2016 Budget	Nov Budget	Nov Measure Z	Nov Actual	YTD Budget	YTD Measure Z	YTD Actual
Salaries-Volunteer	\$0.00	\$0.00	\$0.00	\$0.00	\$0.00	\$0.00	\$0.00
Workers Comp-Education	\$53,898.00	\$4,164.91	\$0.00	\$3,742.47	\$49,793.17	\$0.00	\$59,455.80
Workers Comp-Volunteer	\$0.00	\$0.00	\$0.00	\$0.00	\$0.00	\$0.00	\$0.00
Total Education	<u>\$835,606.00</u>	<u>\$58,394.38</u>	<u>\$0.00</u>	<u>\$63,914.02</u>	<u>\$766,616.59</u>	<u>\$0.00</u>	<u>\$794,235.65</u>
Maintenance/Horticulture							
Benefits-Maintenance	\$120,000.00	\$7,500.00	\$0.00	\$7,100.89	\$112,500.00	\$0.00	\$92,675.52
Benefits-Horticulture	\$50,400.00	\$3,150.00	\$0.00	\$2,879.42	\$47,250.00	\$0.00	\$38,070.18
Payroll Taxes-Maintenance	\$30,553.00	\$2,383.13	\$0.00	\$2,247.04	\$27,283.83	\$0.00	\$24,420.74
Payroll Taxes-Horticulture	\$19,714.00	\$1,537.69	\$0.00	\$1,493.39	\$17,604.60	\$0.00	\$15,075.43
Retirement Contribution-Maintenance	\$6,762.00	\$527.44	\$0.00	\$495.58	\$6,038.47	\$0.00	\$4,979.60
Retirement Contribution-Horticulture	\$5,362.00	\$418.24	\$0.00	\$316.02	\$4,788.27	\$0.00	\$3,614.14
Salaries-Maintenance	\$403,028.00	\$31,436.18	\$0.00	\$30,182.63	\$359,904.00	\$0.00	\$326,418.49
Salaries-Horticulture	\$260,077.00	\$20,286.01	\$0.00	\$19,655.05	\$232,248.76	\$0.00	\$197,196.69
Workers Comp-Maintenance	\$28,373.00	\$2,150.00	\$0.00	\$2,492.35	\$25,200.00	\$0.00	\$28,606.34
Workers Comp-Horticulture	\$17,460.00	\$1,350.00	\$0.00	\$1,605.94	\$15,800.00	\$0.00	\$17,447.40
Total Maintenance/Horticulture	<u>\$941,729.00</u>	<u>\$70,738.69</u>	<u>\$0.00</u>	<u>\$68,468.31</u>	<u>\$848,617.93</u>	<u>\$0.00</u>	<u>\$748,504.53</u>
Mem/Dev/Marketing							
Benefits-Marketing	\$23,500.00	\$1,468.75	\$0.00	\$1,051.88	\$22,031.25	\$0.00	\$11,515.90
Benefits-Membership	\$18,400.00	\$1,150.00	\$0.00	\$1,201.82	\$17,250.00	\$0.00	\$11,713.38
Benefits-Development	\$384.00	\$32.00	\$0.00	\$1,495.73	\$352.00	\$0.00	\$17,963.12
Benefits-Special Event	\$21,500.00	\$1,343.75	\$0.00	\$1,389.59	\$20,156.25	\$0.00	\$20,110.36
Payroll Taxes-Marketing	\$14,864.00	\$1,159.39	\$0.00	\$702.76	\$13,273.55	\$0.00	\$6,961.49
Payroll Taxes-Membership	\$8,154.00	\$636.01	\$0.00	\$725.56	\$7,281.52	\$0.00	\$6,676.25
Payroll Taxes-Development	\$1,400.00	\$109.20	\$0.00	\$592.28	\$1,250.20	\$0.00	\$7,158.54
Payroll Taxes-Special Events	\$17,000.00	\$1,500.00	\$0.00	\$2,074.72	\$15,650.00	\$0.00	\$15,959.69
Retirement Contribution-Marketing	\$4,150.00	\$323.70	\$0.00	\$283.90	\$3,705.95	\$0.00	\$2,223.21
Retirement Contribution-Membership	\$2,000.00	\$156.00	\$0.00	\$317.93	\$1,786.00	\$0.00	\$3,083.79
Retirement Contribution-Development	\$0.00	\$0.00	\$0.00	\$33.24	\$0.00	\$0.00	\$211.60
Retirement Contribution-Special Event	\$6,000.00	\$468.00	\$0.00	\$242.83	\$5,358.00	\$0.00	\$3,853.16
Salaries-Marketing	\$196,094.00	\$15,295.34	\$0.00	\$9,355.08	\$175,111.95	\$0.00	\$93,971.46

Fresno's Chaffee Zoo Corporation

Income Statement

November

	2016 Budget	Nov Budget	Nov Measure Z	Nov Actual	YTD Budget	YTD Measure Z	YTD Actual
Salaries-Membership	\$107,573.00	\$8,390.69	\$0.00	\$9,452.86	\$96,062.69	\$0.00	\$87,039.01
Salaries-Development	\$19,000.00	\$1,482.00	\$0.00	\$7,908.14	\$16,967.00	\$0.00	\$92,652.30
Salaries-Special Events	\$225,000.00	\$20,000.00	\$0.00	\$27,188.32	\$203,000.00	\$0.00	\$205,181.04
Workers Comp-Marketing	\$6,790.00	\$547.73	\$0.00	\$85.97	\$6,143.81	\$0.00	\$1,211.35
Workers Comp-Membership	\$1,750.00	\$136.50	\$0.00	\$259.77	\$1,562.75	\$0.00	\$3,462.28
Workers Comp-Development	\$300.00	\$23.40	\$0.00	\$127.86	\$267.90	\$0.00	\$1,751.15
Workers Comp-Special Events	\$6,000.00	\$500.00	\$0.00	\$2,177.04	\$5,500.00	\$0.00	\$17,659.13
Total Mem/Dev/Marketing	\$679,859.00	\$54,722.46	\$0.00	\$66,667.28	\$612,710.82	\$0.00	\$610,358.21
Operations							
Benefits-Operations	\$17,500.00	\$1,093.75	\$0.00	\$947.32	\$16,406.25	\$0.00	\$11,005.85
Payroll Taxes-Operations	\$13,341.00	\$1,040.60	\$0.00	\$465.29	\$11,913.51	\$0.00	\$4,912.26
Retirement Contribution-Operations	\$0.00	\$0.00	\$0.00	\$247.69	\$0.00	\$0.00	\$2,616.87
Salaries-Operations	\$176,000.00	\$15,750.00	\$0.00	\$6,174.94	\$153,250.00	\$0.00	\$65,405.76
Workers Comp-Operations	\$5,500.00	\$458.34	\$0.00	\$507.45	\$5,041.66	\$0.00	\$5,365.91
Total Operations	\$212,341.00	\$18,342.69	\$0.00	\$8,342.69	\$186,611.42	\$0.00	\$89,306.65
Veterinary							
Benefits-Veterinary	\$49,500.00	\$2,950.00	\$3,935.95 ✓	\$3,935.95	\$46,550.00	\$50,372.33	\$50,372.33
Payroll Taxes-Veterinary	\$19,886.00	\$1,540.00	\$1,707.98 ✓	\$1,707.98	\$17,780.00	\$18,494.56	\$18,494.56
Retirement Contribution-Veterinary	\$8,995.00	\$701.61	\$621.08 ✓	\$621.08	\$8,032.53	\$5,665.16	\$5,665.16
Salaries-Veterinary	\$262,353.00	\$21,000.00	\$22,596.45 ✓	\$22,596.45	\$236,250.00	\$244,621.51	\$244,621.51
Workers Comp-Veterinary	\$13,250.00	\$1,015.00	\$1,848.94 ✓	\$1,848.94	\$11,900.00	\$21,276.84	\$21,276.84
Total Veterinary	\$353,984.00	\$27,206.61	\$30,710.40	2/ \$30,710.40	\$320,512.53	\$340,430.40	\$340,430.40
Visitor Services							
Benefits-Security	\$45,590.00	\$3,200.00	\$0.00	\$3,128.43	\$42,390.00	\$0.00	\$39,437.67
Benefits-Visitor Services	\$47,000.00	\$2,937.50	\$0.00	\$2,920.32	\$44,062.50	\$0.00	\$35,503.18
Payroll Taxes-Security	\$19,103.00	\$1,490.03	\$0.00	\$1,674.54	\$17,058.98	\$0.00	\$17,515.34
Payroll Taxes-Visitor Services	\$25,545.00	\$1,992.51	\$0.00	\$4,800.46	\$22,811.69	\$0.00	\$24,258.69
Retirement Contribution-Security	\$4,725.00	\$368.55	\$0.00	\$337.40	\$4,219.42	\$0.00	\$3,431.81
Retirement Contribution-Visitor Services	\$4,595.00	\$358.41	\$0.00	\$104.84	\$4,103.33	\$0.00	\$1,226.69

Fresno's Chaffee Zoo Corporation
Income Statement
November

	2016 Budget	Nov Budget	Nov Measure Z	Nov Actual	YTD Budget	YTD Measure Z	YTD Actual
Salaries-Security	\$252,013.00	\$19,657.01	\$0.00	\$22,024.45	\$225,047.61	\$0.00	\$228,114.44
Salaries-Visitor Services	\$337,005.00	\$26,286.39	\$0.00	\$20,491.85	\$300,945.46	\$0.00	\$277,672.03
Workers Comp-Security	\$14,963.00	\$1,246.92	\$0.00	\$1,766.59	\$13,716.08	\$0.00	\$19,612.36
Workers Comp-Visitor Services	\$23,128.00	\$1,756.00	\$0.00	\$1,667.88	\$20,786.00	\$0.00	\$24,483.52
Total	\$773,667.00	\$59,293.32	\$0.00	\$58,916.76	\$695,141.07	\$0.00	\$671,255.73
Total Personnel Expenses	\$7,807,780.00	\$592,954.84	\$278,582.84	\$605,465.64	\$7,037,685.01	\$2,979,189.04	\$6,540,332.59
Other Expenses							
Advertising							
Advertising	\$0.00	\$0.00	\$0.00	\$0.00	\$0.00	\$0.00	\$0.00
Advertising-Marketing	\$340,000.00	\$28,333.34	\$0.00	\$31,767.40	\$311,666.66	\$0.00	\$270,604.97
Advertising-Membership	\$0.00	\$0.00	\$0.00	\$0.00	\$0.00	\$0.00	\$0.00
Advertising-Development	\$1,600.00	\$133.34	\$0.00	\$0.00	\$1,466.66	\$0.00	\$0.00
Advertising-Special Events	\$7,500.00	\$1,333.34	\$0.00	\$0.00	\$6,166.66	\$0.00	\$328.24
Advertising-Education	\$15,000.00	\$1,250.01	\$0.00	\$5,000.00	\$13,749.99	\$0.00	\$7,475.60
Advertising-Visitor Services	\$0.00	\$0.00	\$0.00	\$0.00	\$0.00	\$0.00	\$0.00
Advertising-Administration	\$0.00	\$0.00	\$0.00	\$0.00	\$0.00	\$0.00	\$808.08
Advertising-Information Technology	\$0.00	\$0.00	\$0.00	\$0.00	\$0.00	\$0.00	\$0.00
Total Advertising	\$364,100.00	\$31,050.03	\$0.00	\$36,767.40	\$333,049.97	\$0.00	\$279,216.89
Animal Services							
Animal Acquisitions	\$0.00	\$0.00	\$0.00	\$0.00	\$0.00	\$0.00	\$0.00
Animal Acquisitions-Animal	\$10,000.00	\$833.34	\$0.00	\$0.00	\$9,166.66	\$0.00	\$400.00
Animal Acquisitions-Education	\$0.00	\$0.00	\$0.00	\$0.00	\$0.00	\$0.00	\$0.00
Animal Enrichments	\$0.00	\$0.00	\$0.00	\$0.00	\$0.00	\$0.00	\$0.00
Animal Enrichments-Animal	\$3,675.00	\$306.25	\$0.00	\$295.86	\$3,368.75	\$0.00	\$812.96
Animal Feed	\$0.00	\$0.00	\$0.00	\$0.00	\$0.00	\$0.00	\$0.00
Animal Feed-Animal	\$360,000.00	\$30,000.00	\$36,833.76	\$36,833.76	\$330,000.00	\$360,765.72	\$360,765.72
Animal Feed-Education	\$19,000.00	\$1,583.34	\$0.00	\$1,982.34	\$17,416.66	\$0.00	\$16,710.91
Animal Shipping (Only)	\$0.00	\$0.00	\$0.00	\$0.00	\$0.00	\$0.00	\$0.00
Animal Shipping-Animal	\$10,000.00	\$833.34	\$0.00	\$943.77	\$9,166.66	\$0.00	\$28,391.27
Antivenin	\$0.00	\$0.00	\$0.00	\$0.00	\$0.00	\$0.00	\$0.00

Fresno's Chaffee Zoo Corporation

Income Statement

November

	2016 Budget	Nov Budget	Nov Measure Z	Nov Actual	YTD Budget	YTD Measure Z	YTD Actual
Antivenin-Animal	\$7,500.00	\$625.00	\$0.00	\$78.00	\$6,875.00	\$0.00	\$5,645.00
Total Animal Services	\$410,175.00	\$34,181.27	\$36,833.76	\$40,133.73	\$375,993.73	\$360,765.72	\$412,725.86
Computer/Software							
Computer Maint Agrmt	\$0.00	\$0.00	\$0.00	\$0.00	\$0.00	\$0.00	\$0.00
Computer Maint Agrmt	\$0.00	\$0.00	\$0.00	\$0.00	\$0.00	\$0.00	\$462.50
Computer Maint Agrmt-Marketing	\$0.00	\$0.00	\$0.00	\$0.00	\$0.00	\$0.00	\$2,462.50
Computer Maint Agrmt-Membership	\$11,500.00	\$0.00	\$0.00	\$0.00	\$11,500.00	\$0.00	\$10,561.16
Computer Maint Agrmt-Special Events	\$1,100.00	\$91.67	\$0.00	\$0.00	\$1,008.33	\$0.00	\$923.89
Computer Maint Agrmt-Education	\$3,301.00	\$275.09	\$0.00	\$0.00	\$3,025.91	\$0.00	\$2,929.17
Computer Maint Agrmt	\$0.00	\$0.00	\$0.00	\$0.00	\$0.00	\$0.00	\$0.00
Computer Maint Agrmt-Security	\$0.00	\$0.00	\$0.00	\$0.00	\$0.00	\$0.00	\$0.00
Computer Maint Agrmt-Visitor Services	\$12,104.00	\$1,008.68	\$0.00	\$0.00	\$11,095.32	\$0.00	\$10,005.27
Computer Maint Agrmt-Administration	\$5,700.00	\$0.00	\$0.00	\$0.00	\$5,700.00	\$0.00	\$8,420.25
Computer Maint Agrmt-Human Resource	\$6,000.00	\$500.00	\$0.00	\$0.00	\$5,500.00	\$0.00	\$3,175.00
Computer Maint Agrmt-Finance	\$0.00	\$0.00	\$0.00	\$0.00	\$0.00	\$0.00	\$0.00
Computer Hardware	\$3,500.00	\$291.67	\$0.00	\$216.40	\$3,208.33	\$0.00	\$1,202.33
Computer Hardware-Maintenance	\$0.00	\$0.00	\$0.00	\$0.00	\$0.00	\$0.00	\$0.00
Computer Hardware-Horticulture	\$0.00	\$0.00	\$0.00	\$0.00	\$0.00	\$0.00	\$0.00
Computer Hardware-Animal	\$1,000.00	\$83.34	\$0.00	\$0.00	\$916.66	\$0.00	\$1,472.27
Computer Hardware-Marketing	\$2,000.00	\$166.67	\$0.00	\$0.00	\$1,833.33	\$0.00	\$2,383.87
Computer Hardware-Membership	\$0.00	\$0.00	\$0.00	\$0.00	\$0.00	\$0.00	\$0.00
Computer Hardware-Development	\$500.00	\$41.67	\$0.00	\$0.00	\$458.33	\$0.00	\$0.00
Computer Hardware-Special Events	\$0.00	\$0.00	\$0.00	\$0.00	\$0.00	\$0.00	\$300.34
Computer Hardware-Education	\$2,200.00	\$183.34	\$0.00	\$0.00	\$2,016.66	\$0.00	\$0.00
Computer Hardware-Volunteer	\$800.00	\$66.67	\$0.00	\$0.00	\$733.33	\$0.00	\$0.00
Computer Hardware-Veterinary	\$750.00	\$62.50	\$0.00	\$0.00	\$687.50	\$0.00	\$0.00
Computer Hardware-Security	\$0.00	\$0.00	\$0.00	\$0.00	\$0.00	\$0.00	\$0.00
Computer Hardware-Visitor Services	\$0.00	\$0.00	\$0.00	\$0.00	\$0.00	\$0.00	\$1,186.15
Computer Hardware-Administration	\$2,500.00	\$208.34	\$0.00	\$299.93	\$2,291.66	\$0.00	\$299.93
Computer Hardware-Human Resources	\$0.00	\$0.00	\$0.00	\$0.00	\$0.00	\$0.00	\$0.00
Computer Software/Supplies	\$2,000.00	\$166.67	\$0.00	\$0.00	\$1,833.33	\$0.00	\$1,634.93

Fresno's Chaffee Zoo Corporation
Income Statement
November

	2016 Budget	Nov Budget	Nov Measure Z	Nov Actual	YTD Budget	YTD Measure Z	YTD Actual
Computer Software/Supplies-Maintenance	\$250.00	\$20.84	\$0.00	\$0.00	\$229.16	\$0.00	\$0.00
Computer Software/Supplies-Horticulture	\$200.00	\$16.67	\$0.00	\$0.00	\$183.33	\$0.00	\$0.00
Computer Software/Supplies-Animal	\$450.00	\$37.50	\$0.00	\$0.00	\$412.50	\$0.00	\$2,600.00
Computer Software/Supplies-Marketing	\$1,000.00	\$83.34	\$0.00	\$139.98	\$916.66	\$0.00	\$559.92
Computer Software/Supplies-Membership	\$600.00	\$50.00	\$0.00	\$0.00	\$550.00	\$0.00	\$0.00
Computer Software/Supplies-Development	\$0.00	\$0.00	\$0.00	\$0.00	\$0.00	\$0.00	\$0.00
Computer Software/Supplies-Education	\$500.00	\$41.67	\$0.00	\$0.00	\$458.33	\$0.00	\$0.00
Computer Software/Supplies	\$0.00	\$0.00	\$0.00	\$0.00	\$0.00	\$0.00	\$570.00
Computer Software/Supplies-Veterinary	\$0.00	\$0.00	\$0.00	\$0.00	\$0.00	\$0.00	\$0.00
Computer Software/Supplies-Security	\$1,500.00	\$125.00	\$0.00	\$0.00	\$1,375.00	\$0.00	\$0.00
Computer Software/Supplies-Visitor Servi	\$480.00	\$40.00	\$0.00	\$0.00	\$440.00	\$0.00	\$670.96
Computer Software/Supplies-Administrat	\$750.00	\$62.50	\$0.00	\$0.00	\$687.50	\$0.00	\$0.00
Computer Software/Supplies-Human Reso	\$0.00	\$0.00	\$0.00	\$0.00	\$0.00	\$0.00	\$16.18
Total Computer/Software	\$60,685.00	\$3,623.83	\$0.00	\$656.31	\$57,061.17	\$0.00	\$51,836.62
Conservation							
Conservation	\$0.00	\$0.00	\$0.00	\$0.00	\$0.00	\$0.00	\$0.00
Conservation-Animal	\$125,000.00	\$25,000.00	\$0.00	\$78,866.52	\$100,000.00	\$0.00	\$91,366.52
Conservation-Development	\$0.00	\$0.00	\$0.00	\$0.00	\$0.00	\$0.00	\$0.00
Conservation-Education	\$0.00	\$0.00	\$0.00	\$0.00	\$0.00	\$0.00	\$0.00
Total Conservation	\$125,000.00	\$25,000.00	\$0.00	\$78,866.52	\$100,000.00	\$0.00	\$91,366.52
Contracted Services							
Consultant Fees	\$4,000.00	\$333.34	\$0.00	\$11,650.00	\$3,666.66	\$0.00	\$33,505.51
Consultant Fees-Maintenance	\$0.00	\$0.00	\$0.00	\$0.00	\$0.00	\$0.00	\$0.00
Consultant Fees-Horticulture	\$10,000.00	\$833.34	\$0.00	\$2,900.00	\$9,166.66	\$0.00	\$7,940.00
Consultant Fees-Animal	\$30,000.00	\$2,500.00	\$0.00	\$0.00	\$27,500.00	\$0.00	\$6,454.20
Consultant Fees-Special Events	\$0.00	\$0.00	\$0.00	\$0.00	\$0.00	\$0.00	\$0.00
Consultant Fees-Education	\$500.00	\$41.67	\$0.00	\$600.00	\$458.33	\$0.00	\$600.00
Consultant Fees-Veterinary	\$15,000.00	\$500.00	\$0.00	\$45.00	\$15,000.00	\$0.00	\$6,460.83
Consultant Fees-Visitor Services	\$0.00	\$0.00	\$0.00	\$0.00	\$0.00	\$0.00	\$0.00
Consultant Fees-Administration	\$3,500.00	\$291.67	\$0.00	\$0.00	\$3,208.33	\$0.00	\$0.00

Fresno's Chaffee Zoo Corporation
Income Statement
November

	2016 Budget	Nov Budget	Nov Measure Z	Nov Actual	YTD Budget	YTD Measure Z	YTD Actual
Consultant Fees	\$0.00	\$0.00	\$0.00	\$4,100.00	\$0.00	\$0.00	\$12,140.00
Consultant Fees-Capital Projects	\$0.00	\$0.00	\$0.00	\$0.00	\$0.00	\$0.00	\$75,709.55
Contracted Services	\$2,000.00	\$166.67	\$0.00	\$0.00	\$1,833.33	\$0.00	\$3,772.98
Contracted Services-Maintenance	\$25,000.00	\$1,000.00	\$0.00	\$2,722.25	\$23,999.98	\$0.00	\$47,587.66
Contracted Services-Horticulture	\$10,000.00	\$833.34	\$0.00	\$3,009.69	\$9,166.66	\$0.00	\$34,141.43
Contracted Services-Animal	\$10,000.00	\$833.34	\$0.00	\$2,679.79	\$9,166.66	\$0.00	\$16,281.21
Contracted Services-Marketing	\$16,000.00	\$0.00	\$0.00	\$849.43	\$16,000.00	\$0.00	\$19,058.81
Contracted Services-Membership	\$3,000.00	\$250.00	\$0.00	\$106.07	\$2,750.00	\$0.00	\$340.31
Contracted Services-Development	\$0.00	\$0.00	\$0.00	\$0.00	\$0.00	\$0.00	\$0.00
Contracted Services-Special Events	\$35,000.00	\$291.67	\$0.00	\$1,180.98	\$24,508.33	\$0.00	\$34,606.09
Contracted Services-Education	\$200.00	\$16.67	\$0.00	\$174.47	\$183.33	\$0.00	\$2,418.13
Contracted Services-Volunteer	\$0.00	\$0.00	\$0.00	\$0.00	\$0.00	\$0.00	\$0.00
Contracted Services-Veterinary	\$500.00	\$41.67	\$0.00	\$29.57	\$458.33	\$0.00	\$249.45
Contracted Services-Security	\$6,100.00	\$508.34	\$0.00	\$375.06	\$5,591.66	\$0.00	\$3,850.42
Contracted Services-Visitor Services	\$290,000.00	\$20,000.00	\$0.00	\$21,203.69	\$267,500.00	\$0.00	\$236,970.72
Contracted Services-Administration	\$1,500.00	\$125.00	\$0.00	\$39.00	\$1,375.00	\$0.00	\$970.88
Contracted Services-Information Technolog	\$40,000.00	\$3,333.34	\$0.00	\$5,809.81	\$36,666.66	\$0.00	\$55,316.55
Contracted Services-Capital Projects	\$0.00	\$0.00	\$0.00	\$0.00	\$0.00	\$0.00	\$0.00
Contracted Services	\$0.00	\$0.00	\$0.00	\$222.07	\$0.00	\$0.00	\$388.35
Security Services	\$3,000.00	\$0.00	\$0.00	\$0.00	\$3,000.00	\$0.00	\$2,856.00
Security Services-Maintenance	\$1,750.00	\$145.84	\$0.00	\$0.00	\$1,604.16	\$0.00	\$1,260.00
Security Services	\$0.00	\$0.00	\$0.00	\$0.00	\$0.00	\$0.00	\$711.82
Security Services-Animal	\$1,700.00	\$141.67	\$0.00	\$0.00	\$1,558.33	\$0.00	\$1,620.00
Security Services-Marketing	\$800.00	\$58.34	\$0.00	\$0.00	\$741.66	\$0.00	\$645.60
Security Services-Development	\$0.00	\$0.00	\$0.00	\$0.00	\$0.00	\$0.00	\$0.00
Security Services-Special Events	\$12,100.00	\$1,166.67	\$0.00	\$4,762.83	\$9,833.33	\$0.00	\$12,513.48
Security Services-Education	\$2,750.00	\$0.00	\$0.00	\$0.00	\$1,375.00	\$0.00	\$2,582.40
Security Services-Veterinary	\$1,550.00	\$129.17	\$0.00	\$0.00	\$1,420.83	\$0.00	\$1,488.00
Security Services-Security	\$0.00	\$0.00	\$0.00	\$0.00	\$0.00	\$0.00	\$0.00
Security Services-Visitor Services	\$1,400.00	\$116.68	\$0.00	\$70.50	\$1,283.32	\$0.00	\$7,430.91
Security Services-Administration	\$1,300.00	\$650.00	\$0.00	\$0.00	\$1,300.00	\$0.00	\$1,272.00
Total Contracted Services	\$528,650.00	\$34,308.43	\$0.00	\$62,530.21	\$480,316.55	\$0.00	\$631,143.29

Fresno's Chaffee Zoo Corporation

Income Statement

November

	2016 Budget	Nov Budget	Nov Measure Z	Nov Actual	YTD Budget	YTD Measure Z	YTD Actual
Depreciation Expense							
Depreciation - Misc	\$7,239.00	\$603.25	\$0.00	\$0.00	\$6,635.75	\$0.00	\$0.00
Depreciation Land	\$0.00	\$0.00	\$0.00	\$0.00	\$0.00	\$0.00	\$0.00
Depreciation Grounds	\$26,000.00	\$2,166.67	\$0.00	\$0.00	\$23,833.33	\$0.00	\$22,002.00
Depreciation Exhibits	\$98,000.00	\$8,166.67	\$0.00	\$0.00	\$89,833.33	\$0.00	\$85,002.00
Depreciation Buildings and Structures	\$38,000.00	\$3,166.67	\$0.00	\$0.00	\$34,833.33	\$0.00	\$31,002.00
Depreciation Buildings and Structures-Anim	\$0.00	\$0.00	\$0.00	\$0.00	\$0.00	\$0.00	\$0.00
Depreciation Buildings and Structures-Educ	\$3,819.00	\$318.25	\$0.00	\$0.00	\$3,500.75	\$0.00	\$3,180.00
Depreciation Buildings and Structures-Visi	\$8,703.00	\$725.25	\$0.00	\$0.00	\$7,977.75	\$0.00	\$7,250.00
Depreciation Furniture	\$7,000.00	\$583.34	\$0.00	\$0.00	\$6,416.66	\$0.00	\$5,830.00
Depreciation Vehicles	\$26,785.00	\$2,232.09	\$0.00	\$0.00	\$24,552.91	\$0.00	\$22,392.00
Depreciation Vehicles-Administration	\$0.00	\$0.00	\$0.00	\$0.00	\$0.00	\$0.00	\$0.00
Depreciation Zoo Equipment	\$181,000.00	\$15,083.34	\$0.00	\$0.00	\$165,916.66	\$0.00	\$157,847.72
Depreciation Zoo Equipment-Animal	\$0.00	\$0.00	\$0.00	\$0.00	\$0.00	\$0.00	\$0.00
Depreciation Zoo Equipment-Special Events	\$0.00	\$0.00	\$0.00	\$0.00	\$0.00	\$0.00	\$0.00
Depreciation Zoo Equipment-Education	\$0.00	\$0.00	\$0.00	\$0.00	\$0.00	\$0.00	\$0.00
Depreciation Zoo Equipment-Veterinary	\$0.00	\$0.00	\$0.00	\$0.00	\$0.00	\$0.00	\$0.00
Depreciation Zoo Equipment-Administratio	\$0.00	\$0.00	\$0.00	\$0.00	\$0.00	\$0.00	\$0.00
Depreciation Sea Lion Cove	\$0.00	\$0.00	\$0.00	\$0.00	\$0.00	\$0.00	\$0.00
Depreciation - Utilities	\$0.00	\$0.00	\$0.00	\$0.00	\$0.00	\$0.00	\$0.00
Depreciation - African Adventure	\$0.00	\$0.00	\$0.00	\$0.00	\$0.00	\$0.00	\$0.00
Total Depreciation Expense	\$396,546.00	\$33,045.53	\$0.00	\$0.00	\$363,500.47	\$0.00	\$334,505.72
Dues							
Dues	\$32,000.00	\$250.00	\$0.00	\$0.00	\$31,750.00	\$0.00	\$15,805.00
Dues-Maintenance	\$125.00	\$10.42	\$0.00	\$0.00	\$114.58	\$0.00	\$0.00
Dues-Horticulture	\$350.00	\$29.17	\$0.00	\$0.00	\$320.83	\$0.00	\$0.00
Dues-Animal	\$650.00	\$54.17	\$0.00	\$0.00	\$595.83	\$0.00	\$40.00
Dues-Marketing	\$1,000.00	\$83.34	\$0.00	\$0.00	\$916.66	\$0.00	\$695.50
Dues	\$0.00	\$0.00	\$0.00	\$0.00	\$0.00	\$0.00	\$47.50
Dues-Development	\$0.00	\$0.00	\$0.00	\$0.00	\$0.00	\$0.00	\$250.00

Fresno's Chaffee Zoo Corporation

Income Statement

November

	2016 Budget	Nov Budget	Nov Measure Z	Nov Actual	YTD Budget	YTD Measure Z	YTD Actual
Dues-Special Events	\$0.00	\$0.00	\$0.00	\$0.00	\$0.00	\$0.00	\$40.00
Dues-Education	\$200.00	\$16.67	\$0.00	\$0.00	\$183.33	\$0.00	\$25.00
Dues-Volunteer	\$50.00	\$4.17	\$0.00	\$0.00	\$45.83	\$0.00	\$0.00
Dues-Veterinary	\$6,200.00	\$516.67	\$0.00	\$0.00	\$5,683.33	\$0.00	\$1,795.50
Dues-Security	\$0.00	\$0.00	\$0.00	\$0.00	\$0.00	\$0.00	\$75.00
Dues-Visitor Services	\$0.00	\$0.00	\$0.00	\$0.00	\$0.00	\$0.00	\$4,747.25
Dues-Administration	\$2,000.00	\$166.67	\$0.00	\$0.00	\$1,833.33	\$0.00	\$640.50
Dues-Human Resources	\$225.00	\$18.75	\$0.00	\$0.00	\$206.25	\$0.00	\$0.00
Total Dues	\$42,800.00	\$1,150.03	\$0.00	\$0.00	\$41,649.97	\$0.00	\$24,161.25
Equipment							
Equipment Lease/Rental	\$0.00	\$0.00	\$0.00	\$0.00	\$0.00	\$0.00	\$3,784.91
Equipment Lease/Rental-Maintenance	\$15,000.00	\$750.00	\$0.00	\$5,182.52	\$14,250.00	\$0.00	\$50,758.85
Equipment Lease/Rental-Horticulture	\$3,500.00	\$291.67	\$0.00	\$0.00	\$3,208.33	\$0.00	(\$5,865.12)
Equipment Lease/Rental-Animal	\$300.00	\$25.00	\$0.00	\$44.91	\$275.00	\$0.00	\$4,563.49
Equipment Lease/Rental-Marketing	\$2,000.00	\$0.00	\$0.00	\$0.00	\$2,000.00	\$0.00	\$0.00
Equipment Lease/Rental-Membership	\$0.00	\$0.00	\$0.00	\$864.80	\$0.00	\$0.00	\$2,608.02
Equipment Lease/Rental-Development	\$2,250.00	\$187.50	\$0.00	\$0.00	\$2,062.50	\$0.00	\$820.50
Equipment Lease/Rental-Special Events	\$40,100.00	\$416.67	\$0.00	\$5,002.20	\$31,183.33	\$0.00	\$27,215.54
Equipment Lease/Rental-Education	\$4,500.00	\$375.00	\$0.00	\$820.32	\$4,125.00	\$0.00	\$3,798.85
Equipment Lease/Rental-Veterinary	\$1,929.00	\$160.75	\$0.00	\$279.38	\$1,768.25	\$0.00	\$1,573.07
Equipment Lease/Rental-Security	\$0.00	\$0.00	\$0.00	\$0.00	\$0.00	\$0.00	\$2,072.93
Equipment Lease/Rental-Visitor Services	\$2,000.00	\$166.67	\$0.00	\$170.84	\$1,833.33	\$0.00	\$2,358.91
Equipment Lease/Rental-Administration	\$5,000.00	\$416.67	\$0.00	\$1,082.24	\$4,583.33	\$0.00	\$4,575.97
Equipment Lease/Rental-Capital Projects	\$0.00	\$0.00	\$0.00	\$0.00	\$0.00	\$0.00	\$0.00
Equipment Lease/Rental-Operations	\$0.00	\$0.00	\$0.00	\$44.91	\$0.00	\$0.00	\$212.49
Equipment Maintenance	\$0.00	\$0.00	\$0.00	\$0.00	\$0.00	\$0.00	\$505.14
Equipment Maintenance-Maintenance	\$9,850.00	\$820.84	\$0.00	\$1,884.44	\$9,029.16	\$0.00	\$7,747.07
Equipment Maintenance-Horticulture	\$3,000.00	\$250.00	\$0.00	\$1,072.47	\$2,750.00	\$0.00	\$5,357.65
Equipment Maintenance-Animal	\$2,250.00	\$187.50	\$0.00	\$106.07	\$2,062.50	\$0.00	\$3,691.85
Equipment Maintenance-Marketing	\$100.00	\$8.34	\$0.00	\$0.00	\$91.66	\$0.00	\$138.98
Equipment Maintenance-Membership	\$0.00	\$0.00	\$0.00	\$351.34	\$0.00	\$0.00	\$1,796.99

Fresno's Chaffee Zoo Corporation

Income Statement

November

	2016 Budget	Nov Budget	Nov Measure Z	Nov Actual	YTD Budget	YTD Measure Z	YTD Actual
Equipment Maintenance-Development	\$4,500.00	\$375.00	\$0.00	\$99.47	\$4,125.00	\$0.00	\$1,636.33
Equipment Maintenance-Special Events	\$4,500.00	\$125.00	\$0.00	\$0.00	\$4,375.00	\$0.00	\$1,308.89
Equipment Maintenance-Education	\$1,000.00	\$83.34	\$0.00	\$0.00	\$916.66	\$0.00	\$0.00
Equipment Maintenance-Veterinary	\$1,500.00	\$125.00	\$0.00	\$37.69	\$1,375.00	\$0.00	\$4,898.49
Equipment Maintenance-Security	\$2,000.00	\$166.67	\$0.00	\$0.00	\$1,833.33	\$0.00	\$0.00
Equipment Maintenance-Visitor Services	\$1,000.00	\$83.34	\$0.00	\$110.97	\$916.66	\$0.00	\$2,784.17
Equipment Maintenance-Administration	\$0.00	\$0.00	\$0.00	\$0.00	\$0.00	\$0.00	\$0.00
Equipment Maintenance	\$0.00	\$0.00	\$0.00	\$5.96	\$0.00	\$0.00	\$37.00
Equipment Purchases	\$0.00	\$0.00	\$0.00	\$0.00	\$0.00	\$0.00	\$0.00
Equipment Purchases-Maintenance	\$10,000.00	\$500.00	\$0.00	\$582.00	\$10,000.00	\$0.00	\$4,998.03
Equipment Purchases-Horticulture	\$5,000.00	\$416.67	\$0.00	\$0.00	\$4,583.33	\$0.00	\$0.00
Equipment Purchases-Animal	\$25,000.00	\$2,000.00	\$0.00	\$2,931.62	\$23,000.00	\$0.00	\$13,593.88
Equipment Purchases-Marketing	\$250.00	\$20.84	\$0.00	\$0.00	\$229.16	\$0.00	\$0.00
Equipment Purchases-Membership	\$0.00	\$0.00	\$0.00	\$0.00	\$0.00	\$0.00	\$491.02
Equipment Purchases-Development	\$0.00	\$0.00	\$0.00	\$0.00	\$0.00	\$0.00	\$366.55
Equipment Purchases-Special Events	\$28,000.00	\$5,250.00	\$0.00	\$1,069.01	\$7,750.00	\$0.00	\$2,611.84
Equipment Purchases-Education	\$4,000.00	\$333.34	\$0.00	\$702.00	\$3,666.66	\$0.00	\$6,502.63
Equipment Purchases-Veterinary	\$5,000.00	\$416.67	\$0.00	\$582.00	\$4,583.33	\$0.00	\$4,974.38
Equipment Purchases-Security	\$4,000.00	\$333.34	\$0.00	\$0.00	\$3,666.66	\$0.00	\$1,906.91
Equipment Purchases-Visitor Services	\$1,000.00	\$83.34	\$0.00	\$291.00	\$916.66	\$0.00	\$1,264.07
Equipment Purchases-Administration	\$1,000.00	\$83.34	\$0.00	\$582.00	\$916.66	\$0.00	\$582.00
Equipment Purchases-Operations	\$0.00	\$0.00	\$0.00	\$0.00	\$0.00	\$0.00	\$765.28
Trailer Rental-General	\$18,000.00	\$1,500.00	\$0.00	\$1,876.61	\$16,500.00	\$0.00	\$19,672.91
Total Equipment	\$207,529.00	\$15,952.50	\$0.00	\$25,776.77	\$168,576.50	\$0.00	\$186,110.47
Fleet							
Fuel Surcharge	\$0.00	\$0.00	\$0.00	\$0.00	\$0.00	\$0.00	\$0.00
Fuel Surcharge-Marketing	\$0.00	\$0.00	\$0.00	\$0.00	\$0.00	\$0.00	\$0.00
Gasoline/Motor Oil/Fuel	\$0.00	\$0.00	\$0.00	\$0.00	\$0.00	\$0.00	\$0.00
Gasoline/Motor Oil/Fuel-Maintenance	\$4,500.00	\$375.00	\$0.00	\$74.06	\$4,125.00	\$0.00	\$656.82
Gasoline/Motor Oil/Fuel-Horticulture	\$2,200.00	\$183.34	\$0.00	\$450.76	\$2,016.66	\$0.00	\$3,314.84
Gasoline/Motor Oil/Fuel-Animal	\$1,000.00	\$83.34	\$0.00	\$55.81	\$916.66	\$0.00	\$275.65

Fresno's Chaffee Zoo Corporation
Income Statement
November

	2016 Budget	Nov Budget	Nov Measure Z	Nov Actual	YTD Budget	YTD Measure Z	YTD Actual
Gasoline/Motor Oil/Fuel-Education	\$4,500.00	\$375.00	\$0.00	\$40.10	\$4,125.00	\$0.00	\$1,735.40
Gasoline/Motor Oil/Fuel-Veterinary	\$100.00	\$8.34	\$0.00	\$0.00	\$91.66	\$0.00	\$163.03
Gasoline/Motor Oil/Fuel-Visitor Services	\$20.00	\$1.67	\$0.00	\$0.00	\$18.33	\$0.00	\$0.00
Vehicle Rental	\$0.00	\$0.00	\$0.00	\$0.00	\$0.00	\$0.00	\$0.00
Vehicle Rental-Maintenance	\$0.00	\$0.00	\$0.00	\$0.00	\$0.00	\$0.00	\$0.00
Vehicle Rental-Development	\$12,000.00	\$1,000.00	\$0.00	\$0.00	\$11,000.00	\$0.00	\$0.00
Vehicle Repair and Maintenance	\$0.00	\$0.00	\$0.00	\$0.00	\$0.00	\$0.00	\$0.00
Vehicle Repair and Maintenance-Maintenan	\$16,500.00	\$1,375.00	\$0.00	\$0.00	\$15,125.00	\$0.00	\$6,883.86
Vehicle Repair and Maintenance-Horticultu	\$1,500.00	\$125.00	\$0.00	\$0.00	\$1,375.00	\$0.00	\$14.75
Vehicle Repair and Maintenance-Animal	\$350.00	\$29.17	\$0.00	\$0.00	\$320.83	\$0.00	\$603.90
Vehicle Repair and Maintenance-Marketing	\$0.00	\$0.00	\$0.00	\$0.00	\$0.00	\$0.00	\$0.00
Vehicle Repair and Maintenance-Developme	\$0.00	\$0.00	\$0.00	\$0.00	\$0.00	\$0.00	\$0.00
Vehicle Repair and Maintenance-Special Ev	\$0.00	\$0.00	\$0.00	\$0.00	\$0.00	\$0.00	\$0.00
Vehicle Repair and Maintenance-Education	\$3,000.00	\$250.00	\$0.00	\$0.00	\$2,750.00	\$0.00	\$150.00
Vehicle Repair and Maintenance-Veterinary	\$0.00	\$0.00	\$0.00	\$0.00	\$0.00	\$0.00	\$0.00
Vehicle Repair and Maintenance-Security	\$1,500.00	\$125.00	\$0.00	\$0.00	\$1,375.00	\$0.00	\$2,149.71
Vehicle Repair and Maintenance-Administra	\$0.00	\$0.00	\$0.00	\$0.00	\$0.00	\$0.00	\$0.00
Vehicle License & Registration	\$0.00	\$0.00	\$0.00	\$519.00	\$0.00	\$0.00	\$519.00
Vehicle License & Registration-Maintenanc	\$2,409.00	\$200.75	\$0.00	\$308.00	\$2,208.25	\$0.00	\$1,782.20
Vehicle	\$0.00	\$0.00	\$0.00	\$0.00	\$0.00	\$0.00	\$0.00
Total Fleet	\$49,579.00	\$4,131.61	\$0.00	\$1,447.73	\$45,447.39	\$0.00	\$18,249.16
Food/Catering							
Food/Catering	\$12,000.00	\$100.00	\$0.00	\$0.00	\$1,100.00	\$0.00	\$1,244.47
Food/Catering-Maintenance	\$0.00	\$0.00	\$0.00	\$0.00	\$0.00	\$0.00	\$0.00
Food/Catering-Horticulture	\$0.00	\$0.00	\$0.00	\$0.00	\$0.00	\$0.00	\$0.00
Food/Catering-Animal	\$400.00	\$33.34	\$0.00	\$0.00	\$366.66	\$0.00	\$149.56
Food/Catering-Marketing	\$7,600.00	\$8.34	\$0.00	\$44.00	\$7,591.66	\$0.00	\$1,866.78
Food/Catering-Membership	\$0.00	\$0.00	\$0.00	\$71.91	\$0.00	\$0.00	\$151.24
Food/Catering-Development	\$5,000.00	\$416.67	\$0.00	\$159.14	\$4,583.33	\$0.00	\$985.56
Food/Catering-Special Events	\$156,250.00	\$5,000.00	\$0.00	\$40,956.68	\$148,750.00	\$0.00	\$285,526.97
Food/Catering-Education	\$6,300.00	\$525.01	\$0.00	\$187.46	\$5,774.99	\$0.00	\$3,803.64

Fresno's Chaffee Zoo Corporation

Income Statement

November

	2016 Budget	Nov Budget	Nov Measure Z	Nov Actual	YTD Budget	YTD Measure Z	YTD Actual
Food/Catering-Volunteer	\$2,000.00	\$166.67	\$0.00	\$43.25	\$1,833.33	\$0.00	\$874.26
Food/Catering-Administration	\$1,000.00	\$83.34	\$0.00	\$1,778.11	\$916.66	\$0.00	\$5,041.64
Food/Catering-Human Resources	\$2,500.00	\$208.34	\$0.00	\$21.98	\$2,291.66	\$0.00	\$1,080.00
Food/Catering-Capital Projects	\$0.00	\$0.00	\$0.00	\$0.00	\$0.00	\$0.00	\$0.00
Total Food/Catering	\$193,050.00	\$6,541.71	\$0.00	\$43,262.53	\$173,208.29	\$0.00	\$300,724.12
Insurance							
Insurance-Other	\$0.00	\$0.00	\$0.00	\$0.00	\$0.00	\$0.00	\$0.00
Liability Insurance	\$170,000.00	\$10,500.00	\$0.00	\$12,895.03	\$170,000.00	\$0.00	\$178,909.75
Liability Insurance-Administration	\$0.00	\$0.00	\$0.00	\$0.00	\$0.00	\$0.00	\$0.00
Property Insurance	\$0.00	\$0.00	\$0.00	\$0.00	\$0.00	\$0.00	\$0.00
Total Insurance	\$170,000.00	\$10,500.00	\$0.00	\$12,895.03	\$170,000.00	\$0.00	\$178,909.75
Miscellaneous Business							
Courier Services	\$0.00	\$0.00	\$0.00	\$0.00	\$0.00	\$0.00	\$0.00
Courier Services-Veterinary	\$0.00	\$0.00	\$0.00	\$0.00	\$0.00	\$0.00	\$183.54
Courier Services-Visitor Services	\$6,350.00	\$529.17	\$0.00	\$628.53	\$5,820.83	\$0.00	\$5,949.85
Courier Services-Administration	\$400.00	\$33.34	\$0.00	\$0.00	\$366.66	\$0.00	\$45.00
Mileage-Toll-Parking	\$0.00	\$0.00	\$0.00	\$0.00	\$0.00	\$0.00	\$0.00
Mileage-Toll-Parking-Maintenance	\$0.00	\$0.00	\$0.00	\$0.00	\$0.00	\$0.00	\$0.00
Mileage-Toll-Parking-Horticulture	\$0.00	\$0.00	\$0.00	\$0.00	\$0.00	\$0.00	\$0.00
Mileage-Toll-Parking-Animal	\$60.00	\$5.00	\$0.00	\$0.00	\$55.00	\$0.00	\$4.00
Mileage-Toll-Parking-Marketing	\$550.00	\$41.67	\$0.00	\$118.46	\$508.33	\$0.00	\$1,236.70
Mileage-Toll-Parking-Membership	\$0.00	\$0.00	\$0.00	\$19.98	\$0.00	\$0.00	\$350.62
Mileage-Toll-Parking-Development	\$500.00	\$41.67	\$0.00	\$0.00	\$458.33	\$0.00	\$710.55
Mileage-Toll-Parking-Special Events	\$6,095.00	\$458.34	\$0.00	\$0.00	\$5,636.66	\$0.00	\$9,661.20
Mileage-Toll-Parking-Education	\$200.00	\$16.67	\$0.00	\$0.00	\$183.33	\$0.00	\$15.00
Mileage-Toll-Parking-Veterinary	\$20.00	\$1.67	\$0.00	\$0.00	\$18.33	\$0.00	\$6.50
Mileage-Toll-Parking-Security	\$0.00	\$0.00	\$0.00	\$0.00	\$0.00	\$0.00	\$0.00
Mileage-Toll-Parking-Administration	\$0.00	\$0.00	\$0.00	\$9.21	\$0.00	\$0.00	\$16.95
Mileage-Toll-Parking	\$0.00	\$0.00	\$0.00	\$0.00	\$0.00	\$0.00	\$10.00
Mileage-Toll-Parking	\$0.00	\$0.00	\$0.00	\$0.00	\$0.00	\$0.00	\$5.00

Fresno's Chaffee Zoo Corporation
Income Statement
November

	2016 Budget	Nov Budget	Nov Measure Z	Nov Actual	YTD Budget	YTD Measure Z	YTD Actual
Sales Tax Expense	\$0.00	\$0.00	\$0.00	\$0.00	\$0.00	\$0.00	\$0.00
Sales Tax Expense-Maintenance	\$0.00	\$0.00	\$0.00	\$0.00	\$0.00	\$0.00	\$0.00
Sales Tax Expense-Horticulture	\$0.00	\$0.00	\$0.00	\$0.00	\$0.00	\$0.00	\$0.00
Sales Tax Expense-Animal	\$0.00	\$0.00	\$0.00	\$0.00	\$0.00	\$0.00	\$0.00
Sales Tax Expense-Marketing	\$0.00	\$0.00	\$0.00	\$0.00	\$0.00	\$0.00	\$0.00
Sales Tax Expense-Membership	\$0.00	\$0.00	\$0.00	\$0.00	\$0.00	\$0.00	\$0.00
Sales Tax Expense-Development	\$0.00	\$0.00	\$0.00	\$0.00	\$0.00	\$0.00	(\$73.56)
Sales Tax Expense-Special Events	\$2,000.00	\$166.67	\$0.00	\$0.00	\$1,833.33	\$0.00	\$0.00
Sales Tax Expense-Education	\$0.00	\$0.00	\$0.00	\$0.00	\$0.00	\$0.00	\$0.00
Sales Tax Expense-Volunteer	\$0.00	\$0.00	\$0.00	\$0.00	\$0.00	\$0.00	\$0.00
Sales Tax Expense-Veterinary	\$0.00	\$0.00	\$0.00	\$0.00	\$0.00	\$0.00	\$0.00
Sales Tax Expense-Security	\$0.00	\$0.00	\$0.00	\$0.00	\$0.00	\$0.00	\$0.00
Sales Tax Expense-Visitor Services	\$0.00	\$0.00	\$0.00	\$0.00	\$0.00	\$0.00	\$0.00
Sales Tax Expense-Administration	\$0.00	\$0.00	\$0.00	\$0.00	\$0.00	\$0.00	\$0.00
Trip Expense	\$0.00	\$0.00	\$0.00	\$0.00	\$0.00	\$0.00	\$0.00
Trip Expense-Animal	\$0.00	\$0.00	\$0.00	\$0.00	\$0.00	\$0.00	\$0.00
Trip Expense-Education	\$1,300.00	\$108.34	\$0.00	\$0.00	\$1,191.66	\$0.00	\$1,059.00
Trip Expense-Veterinary	\$0.00	\$0.00	\$0.00	\$0.00	\$0.00	\$0.00	\$0.00
Reference Materials	\$0.00	\$0.00	\$0.00	\$0.00	\$0.00	\$0.00	\$1,021.78
Reference Materials-Maintenance	\$0.00	\$0.00	\$0.00	\$0.00	\$0.00	\$0.00	\$0.00
Reference Materials-Horticulture	\$200.00	\$16.67	\$0.00	\$0.00	\$183.33	\$0.00	\$0.00
Reference Materials-Animal	\$0.00	\$0.00	\$0.00	\$0.00	\$0.00	\$0.00	\$0.00
Reference Materials-Education	\$1,000.00	\$83.34	\$0.00	\$0.00	\$916.66	\$0.00	\$0.00
Reference Materials-Volunteer	\$0.00	\$0.00	\$0.00	\$0.00	\$0.00	\$0.00	\$0.00
Reference Materials-Veterinary	\$500.00	\$41.67	\$0.00	\$0.00	\$458.33	\$0.00	\$240.35
Reference Materials-Security	\$0.00	\$0.00	\$0.00	\$0.00	\$0.00	\$0.00	\$0.00
Reference Materials-Administration	\$250.00	\$20.84	\$0.00	\$0.00	\$229.16	\$0.00	(\$78.44)
Reference Materials-Human Resources	\$500.00	\$41.67	\$0.00	\$0.00	\$458.33	\$0.00	\$168.21
Subscriptions/Publications	\$0.00	\$0.00	\$0.00	\$0.00	\$0.00	\$0.00	\$450.00
Subscriptions/Publications-Maintenance	\$150.00	\$12.50	\$0.00	\$0.00	\$137.50	\$0.00	\$0.00
Subscriptions/Publications-Horticulture	\$100.00	\$8.34	\$0.00	\$0.00	\$91.66	\$0.00	\$0.00
Subscriptions/Publications-Animal	\$500.00	\$41.67	\$0.00	\$0.00	\$458.33	\$0.00	\$0.00

Fresno's Chaffee Zoo Corporation

Income Statement

November

	2016 Budget	Nov Budget	Nov Measure Z	Nov Actual	YTD Budget	YTD Measure Z	YTD Actual
Subscriptions/Publications-Marketing	\$200.00	\$16.67	\$0.00	\$0.00	\$183.33	\$0.00	\$230.00
Subscriptions/Publications-Development	\$800.00	\$66.67	\$0.00	\$0.00	\$733.33	\$0.00	\$0.00
Subscriptions/Publications-Special Events	\$0.00	\$0.00	\$0.00	\$0.00	\$0.00	\$0.00	\$0.00
Subscriptions/Publications-Administration	\$200.00	\$16.67	\$0.00	\$139.00	\$183.33	\$0.00	\$179.00
Subscriptions/Publications-Human Resource	\$0.00	\$0.00	\$0.00	\$0.00	\$0.00	\$0.00	\$0.00
Volunteer Recognition	\$0.00	\$0.00	\$0.00	\$0.00	\$0.00	\$0.00	\$0.00
Volunteer Recognition-Special Events	\$500.00	\$41.67	\$0.00	\$0.00	\$458.33	\$0.00	\$0.00
Volunteer Recognition-Volunteer	\$0.00	\$0.00	\$0.00	\$0.00	\$0.00	\$0.00	\$1,854.25
Director Discretionary	\$0.00	\$0.00	\$0.00	\$0.00	\$0.00	\$0.00	\$0.00
Director Discretionary-Animal	\$0.00	\$0.00	\$0.00	\$0.00	\$0.00	\$0.00	\$100.00
Director Discretionary-Marketing	\$0.00	\$0.00	\$0.00	\$0.00	\$0.00	\$0.00	\$0.00
Director Discretionary-Administration	\$20,000.00	\$1,666.67	\$0.00	\$13.26	\$18,333.33	\$0.00	\$2,600.26
Employee Relations	\$0.00	\$0.00	\$0.00	\$0.00	\$0.00	\$0.00	\$0.00
Employee Relations-Animal	\$0.00	\$0.00	\$0.00	\$0.00	\$0.00	\$0.00	\$0.00
Employee Relations-Development	\$0.00	\$0.00	\$0.00	\$0.00	\$0.00	\$0.00	\$0.00
Employee Relations	\$0.00	\$0.00	\$0.00	\$0.00	\$0.00	\$0.00	\$178.98
Employee Relations-Education	\$0.00	\$0.00	\$0.00	\$0.00	\$0.00	\$0.00	\$0.00
Employee Relations-Security	\$0.00	\$0.00	\$0.00	\$0.00	\$0.00	\$0.00	\$0.00
Employee Relations-Administration	\$1,000.00	\$83.34	\$0.00	\$64.79	\$916.66	\$0.00	\$236.80
Research	\$0.00	\$0.00	\$0.00	\$0.00	\$0.00	\$0.00	\$0.00
Research-Animal	\$0.00	\$0.00	\$0.00	\$0.00	\$0.00	\$0.00	\$0.00
Recognition Expense	\$0.00	\$0.00	\$0.00	\$0.00	\$0.00	\$0.00	\$275.90
Recognition Expense-Marketing	\$500.00	\$0.00	\$0.00	\$0.00	\$500.00	\$0.00	\$0.00
Recognition Expense-Development	\$500.00	\$41.67	\$0.00	\$141.77	\$458.33	\$0.00	\$1,461.38
Recognition Expense-Special Events	\$1,550.00	\$8.34	\$0.00	\$669.65	\$1,541.66	\$0.00	\$769.65
Recognition Expense-Education	\$0.00	\$0.00	\$0.00	\$0.00	\$0.00	\$0.00	\$0.00
Recognition Expense-Volunteer	\$2,000.00	\$166.67	\$0.00	\$0.00	\$1,833.33	\$0.00	\$481.03
Recognition Expense-Administration	\$0.00	\$0.00	\$0.00	\$0.00	\$0.00	\$0.00	\$52.94
Recognition Expense-Human Resources	\$100.00	\$8.34	\$0.00	\$0.00	\$91.66	\$0.00	\$0.00
Recognition Expense-Capital Projects	\$0.00	\$0.00	\$0.00	\$0.00	\$0.00	\$0.00	\$0.00
Staff Recruitment Expense	\$0.00	\$0.00	\$0.00	\$0.00	\$0.00	\$0.00	\$0.00
Staff Recruitment Expense-Horticulture	\$0.00	\$0.00	\$0.00	\$0.00	\$0.00	\$0.00	\$0.00

Fresno's Chaffee Zoo Corporation

Income Statement

November

	2016 Budget	Nov Budget	Nov Measure Z	Nov Actual	YTD Budget	YTD Measure Z	YTD Actual
Staff Recruitment Expense-Veterinary	\$0.00	\$0.00	\$0.00	\$0.00	\$0.00	\$0.00	\$0.00
Staff Recruitment Expense-Administration	\$0.00	\$0.00	\$0.00	\$0.00	\$0.00	\$0.00	\$0.00
Recruiting	\$0.00	\$0.00	\$0.00	\$2,798.40	\$0.00	\$0.00	\$2,798.40
Recruiting-Maintenance	\$250.00	\$20.84	\$0.00	\$0.00	\$229.16	\$0.00	\$0.00
Recruiting-Horticulture	\$150.00	\$12.50	\$0.00	\$0.00	\$137.50	\$0.00	\$0.00
Recruiting-Animal	\$2,500.00	\$208.34	\$0.00	\$0.00	\$2,291.66	\$0.00	\$1,823.90
Recruiting-Marketing	\$0.00	\$0.00	\$0.00	\$0.00	\$0.00	\$0.00	\$0.00
Recruiting-Special Event	\$0.00	\$0.00	\$0.00	\$0.00	\$0.00	\$0.00	\$0.00
Recruiting-Education	\$500.00	\$41.67	\$0.00	\$0.00	\$458.33	\$0.00	\$47.00
Recruiting-Veterinary	\$0.00	\$0.00	\$0.00	\$0.00	\$0.00	\$0.00	\$0.00
Recruiting-Security	\$0.00	\$0.00	\$0.00	\$0.00	\$0.00	\$0.00	\$25.00
Recruiting-Administration	\$0.00	\$0.00	\$0.00	\$0.00	\$0.00	\$0.00	\$0.00
Recruiting-Human Resources	\$5,000.00	\$420.00	\$0.00	\$4,308.87	\$5,000.00	\$0.00	\$13,349.86
Recognition Expense	\$0.00	\$0.00	\$0.00	\$0.00	\$0.00	\$0.00	\$0.00
Total Miscellaneous Business	\$56,425.00	\$4,489.30	\$0.00	\$8,911.92	\$52,355.70	\$0.00	\$47,446.60
Office Supplies							
Office Furniture	\$0.00	\$0.00	\$0.00	\$0.00	\$0.00	\$0.00	\$0.00
Office Furniture-Maintenance	\$0.00	\$0.00	\$0.00	\$0.00	\$0.00	\$0.00	\$0.00
Office Furniture-Horticulture	\$0.00	\$0.00	\$0.00	\$0.00	\$0.00	\$0.00	\$0.00
Office Furniture	\$0.00	\$0.00	\$0.00	\$0.00	\$0.00	\$0.00	\$245.73
Office Furniture-Marketing	\$0.00	\$0.00	\$0.00	\$324.66	\$0.00	\$0.00	\$884.11
Office Furniture-Membership	\$2,000.00	\$166.67	\$0.00	\$0.00	\$1,833.33	\$0.00	\$2,865.18
Office Furniture-Special Events	\$500.00	\$41.67	\$0.00	\$0.00	\$458.33	\$0.00	\$0.00
Office Furniture-Education	\$500.00	\$41.67	\$0.00	\$0.00	\$458.33	\$0.00	\$259.57
Office Furniture-Veterinary	\$300.00	\$25.00	\$0.00	\$0.00	\$275.00	\$0.00	\$0.00
Office Furniture-Security	\$0.00	\$0.00	\$0.00	\$0.00	\$0.00	\$0.00	\$0.00
Office Furniture-Administration	\$1,000.00	\$83.34	\$0.00	\$0.00	\$916.66	\$0.00	\$563.72
Office Furniture	\$0.00	\$0.00	\$0.00	\$0.00	\$0.00	\$0.00	\$721.39
Office Furniture	\$0.00	\$0.00	\$0.00	\$0.00	\$0.00	\$0.00	\$136.69
Office Furniture	\$0.00	\$0.00	\$0.00	\$0.00	\$0.00	\$0.00	\$109.03
Office Supplies	\$0.00	\$0.00	\$0.00	\$0.00	\$0.00	\$0.00	\$0.00

Fresno's Chaffee Zoo Corporation

Income Statement

November

	2016 Budget	Nov Budget	Nov Measure Z	Nov Actual	YTD Budget	YTD Measure Z	YTD Actual
Office Supplies-Maintenance	\$400.00	\$33.34	\$0.00	\$14.06	\$366.66	\$0.00	\$445.94
Office Supplies-Horticulture	\$0.00	\$0.00	\$0.00	\$0.00	\$0.00	\$0.00	\$0.00
Office Supplies-Animal	\$1,750.00	\$145.84	\$0.00	\$1,114.14	\$1,604.16	\$0.00	\$3,471.83
Office Supplies-Marketing	\$500.00	\$41.67	\$0.00	\$398.37	\$458.33	\$0.00	\$1,056.29
Office Supplies-Membership	\$150.00	\$12.50	\$0.00	\$49.41	\$137.50	\$0.00	\$2,115.93
Office Supplies-Development	\$3,100.00	\$258.34	\$0.00	\$0.00	\$2,841.66	\$0.00	\$615.40
Office Supplies-Special Events	\$800.00	\$66.67	\$0.00	\$422.40	\$733.33	\$0.00	\$2,826.80
Office Supplies-Education	\$5,200.00	\$516.67	\$0.00	\$6.70	\$4,933.33	\$0.00	\$4,281.02
Office Supplies-Volunteer	\$0.00	\$0.00	\$0.00	\$0.00	\$0.00	\$0.00	\$0.00
Office Supplies-Veterinary	\$720.00	\$60.00	\$0.00	\$78.66	\$660.00	\$0.00	\$628.87
Office Supplies-Security	\$500.00	\$41.67	\$0.00	\$0.00	\$458.33	\$0.00	\$39.72
Office Supplies-Visitor Services	\$2,500.00	\$208.34	\$0.00	\$145.79	\$2,291.66	\$0.00	\$1,117.99
Office Supplies-Administration	\$7,000.00	\$1,000.00	\$0.00	\$450.45	\$6,750.00	\$0.00	\$7,096.32
Office Supplies-Human Resources	\$350.00	\$29.17	\$0.00	\$83.08	\$320.83	\$0.00	\$211.89
Office Supplies-Capital Projects	\$0.00	\$0.00	\$0.00	\$0.00	\$0.00	\$0.00	\$0.00
Office Supplies-Operations	\$0.00	\$0.00	\$0.00	\$0.00	\$0.00	\$0.00	\$221.83
Total Office Supplies	\$27,270.00	\$2,772.56	\$0.00	\$3,087.72	\$25,497.44	\$0.00	\$29,915.25
Postage							
Postage	\$0.00	\$0.00	\$0.00	\$0.00	\$0.00	\$0.00	\$51.03
Postage-Maintenance	\$0.00	\$0.00	\$0.00	\$0.00	\$0.00	\$0.00	\$403.09
Postage-Animal	\$1,200.00	\$100.00	\$0.00	\$0.00	\$1,100.00	\$0.00	\$150.83
Postage-Marketing	\$1,350.00	\$91.67	\$0.00	\$0.00	\$1,258.33	\$0.00	\$2,531.28
Postage-Membership	\$26,000.00	\$2,166.67	\$0.00	\$1,819.28	\$23,833.33	\$0.00	\$21,652.46
Postage-Development	\$9,000.00	\$750.01	\$0.00	\$99.67	\$8,249.99	\$0.00	\$2,972.12
Postage-Special Events	\$17,045.00	\$43.34	\$0.00	\$5,347.55	\$16,651.66	\$0.00	\$19,792.60
Postage-Education	\$1,975.00	\$164.59	\$0.00	\$4.74	\$1,810.41	\$0.00	\$65.01
Postage-Volunteer	\$500.00	\$41.67	\$0.00	\$2.25	\$458.33	\$0.00	\$378.61
Postage-Veterinary	\$4,176.00	\$348.00	\$0.00	\$1,176.67	\$3,828.00	\$0.00	\$3,770.09
Postage-Security	\$100.00	\$8.34	\$0.00	\$0.00	\$91.66	\$0.00	\$0.00
Postage-Visitor Services	\$100.00	\$8.34	\$0.00	\$0.00	\$91.66	\$0.00	\$42.17
Postage-Administration	\$4,500.00	\$375.00	\$0.00	\$0.00	\$4,125.00	\$0.00	\$2,857.07

Fresno's Chaffee Zoo Corporation
Income Statement
November

	2016 Budget	Nov Budget	Nov Measure Z	Nov Actual	YTD Budget	YTD Measure Z	YTD Actual
Postage	\$0.00	\$0.00	\$0.00	\$0.00	\$0.00	\$0.00	\$0.00
Postage-Capital Projects	\$0.00	\$0.00	\$0.00	\$0.00	\$0.00	\$0.00	\$0.00
Total Postage	\$65,946.00	\$4,097.63	\$0.00	\$8,450.16	\$61,498.37	\$0.00	\$54,666.36
Printing							
Newsletter Expense	\$0.00	\$0.00	\$0.00	\$0.00	\$0.00	\$0.00	\$0.00
Newsletter Expense-Membership	\$52,500.00	\$13,500.00	\$0.00	\$15,050.56	\$52,500.00	\$0.00	\$57,919.45
Newsletter Expense-Development	\$0.00	\$0.00	\$0.00	\$0.00	\$0.00	\$0.00	\$0.00
Printing	\$0.00	\$0.00	\$0.00	\$0.00	\$0.00	\$0.00	\$849.57
Printing-Maintenance	\$0.00	\$0.00	\$0.00	\$0.00	\$0.00	\$0.00	\$212.12
Printing-Horticulture	\$0.00	\$0.00	\$0.00	\$0.00	\$0.00	\$0.00	\$0.00
Printing-Animal	\$150.00	\$0.00	\$0.00	\$0.00	\$150.00	\$0.00	\$233.77
Printing-Marketing	\$30,000.00	\$2,437.50	\$0.00	\$0.00	\$27,562.50	\$0.00	\$26,993.26
Printing-Membership	\$18,000.00	\$1,500.00	\$0.00	\$1,502.17	\$16,500.00	\$0.00	\$19,502.02
Printing-Development	\$10,000.00	\$833.34	\$0.00	\$808.45	\$9,166.66	\$0.00	\$1,252.42
Printing-Special Events	\$34,000.00	\$300.00	\$0.00	\$3,911.99	\$33,200.00	\$0.00	\$29,025.78
Printing-Education	\$7,800.00	\$650.00	\$0.00	\$0.00	\$7,150.00	\$0.00	\$141.03
Printing-Volunteer	\$1,500.00	\$125.00	\$0.00	\$0.00	\$1,375.00	\$0.00	\$920.60
Printing-Veterinary	\$100.00	\$8.34	\$0.00	\$0.00	\$91.66	\$0.00	\$37.45
Printing-Security	\$0.00	\$0.00	\$0.00	\$0.00	\$0.00	\$0.00	\$0.00
Printing-Visitor Services	\$40.00	\$3.34	\$0.00	\$0.00	\$36.66	\$0.00	\$18.73
Printing-Administration	\$500.00	\$41.67	\$0.00	\$0.00	\$458.33	\$0.00	\$1,542.01
Printing-Human Resources	\$750.00	\$62.50	\$0.00	\$229.44	\$687.50	\$0.00	\$1,474.03
Printing-Capital Projects	\$0.00	\$0.00	\$0.00	\$0.00	\$0.00	\$0.00	\$0.00
Printing-Operations	\$0.00	\$0.00	\$0.00	\$0.00	\$0.00	\$0.00	\$0.00
Total Printing	\$155,340.00	\$19,461.69	\$0.00	\$21,502.61	\$148,878.31	\$0.00	\$140,122.24
Professional Services							
Legal and Audit	\$125,000.00	\$10,416.67	\$0.00	\$5,023.40	\$114,583.33	\$0.00	\$59,687.46
Legal and Audit-Administration	\$0.00	\$0.00	\$0.00	\$0.00	\$0.00	\$0.00	\$0.00
Legal and Audit-Human Resources	\$0.00	\$0.00	\$0.00	\$0.00	\$0.00	\$0.00	\$0.00
Legal and Audit-Capital Projects	\$0.00	\$0.00	\$0.00	\$2,083.04	\$0.00	\$0.00	\$33,392.83

Fresno's Chaffee Zoo Corporation

Income Statement

November

	2016 Budget	Nov Budget	Nov Measure Z	Nov Actual	YTD Budget	YTD Measure Z	YTD Actual
Lab Work	\$0.00	\$0.00	\$0.00	\$0.00	\$0.00	\$0.00	\$36.00
Lab Work-Veterinary	\$45,000.00	\$3,750.00	\$0.00	\$8,832.58	\$41,250.00	\$0.00	\$37,934.10
Payroll Service	\$0.00	\$0.00	\$0.00	\$0.00	\$0.00	\$0.00	\$0.00
Payroll Service-Administration	\$16,000.00	\$1,333.34	\$0.00	\$4,506.49	\$14,666.66	\$0.00	\$17,370.56
Pest Control Services	\$0.00	\$0.00	\$0.00	\$0.00	\$0.00	\$0.00	\$0.00
Pest Control Services-Maintenance	\$39,500.00	\$3,291.67	\$0.00	\$3,760.00	\$36,208.33	\$0.00	\$38,400.00
Professional Services	\$0.00	\$0.00	\$0.00	\$0.00	\$0.00	\$0.00	\$0.00
Total Professional Services	\$225,500.00	\$18,791.68	\$0.00	\$24,205.51	\$206,708.32	\$0.00	\$186,820.95
Repairs and Replacements							
Building Supplies-Materials	\$0.00	\$0.00	\$0.00	\$0.00	\$0.00	\$0.00	\$0.00
Building Supplies-Materials-Maintenance	\$25,000.00	\$2,083.34	\$0.00	\$2,995.00	\$22,916.66	\$0.00	\$5,509.56
Building Supplies-Materials-Horticulture	\$1,250.00	\$104.17	\$0.00	\$0.00	\$1,145.83	\$0.00	\$0.00
Building Supplies-Materials-Animal	\$3,000.00	\$250.00	\$0.00	\$0.00	\$2,750.00	\$0.00	\$1,176.78
Building Supplies-Materials-Veterinary	\$0.00	\$0.00	\$0.00	\$0.00	\$0.00	\$0.00	\$0.00
Construction	\$0.00	\$0.00	\$0.00	\$0.00	\$0.00	\$0.00	\$0.00
Construction-Maintenance	\$24,000.00	\$2,000.00	\$0.00	\$0.00	\$22,000.00	\$0.00	\$7,558.00
Construction-Horticulture	\$0.00	\$0.00	\$0.00	\$0.00	\$0.00	\$0.00	\$0.00
Construction-Animal	\$0.00	\$0.00	\$0.00	\$0.00	\$0.00	\$0.00	\$0.00
Exhibit Renovations-Animal	\$70,000.00	\$5,833.34	\$0.00	\$10,747.92	\$64,166.66	\$0.00	\$64,868.93
Exhibit Maintenance-Animal	\$25,000.00	\$2,083.34	\$0.00	\$0.00	\$22,916.66	\$0.00	\$2,361.21
Exhibit Maint-Valley Farms-Animals	\$10,000.00	\$833.34	\$0.00	\$2,076.19	\$9,166.66	\$0.00	\$2,076.19
Improvements	\$0.00	\$0.00	\$0.00	\$0.00	\$0.00	\$0.00	\$54.80
Improvements-Maintenance	\$0.00	\$0.00	\$0.00	\$0.00	\$0.00	\$0.00	\$0.00
Improvements-Horticulture	\$0.00	\$0.00	\$0.00	\$0.00	\$0.00	\$0.00	\$0.00
Improvements-Animal	\$0.00	\$0.00	\$0.00	\$0.00	\$0.00	\$0.00	\$0.00
Improvements-Education	\$500.00	\$41.67	\$0.00	\$0.00	\$458.33	\$0.00	\$0.00
Improvements-Visitor Services	\$0.00	\$0.00	\$0.00	\$0.00	\$0.00	\$0.00	\$0.00
Improvements-Administration	\$0.00	\$0.00	\$0.00	\$0.00	\$0.00	\$0.00	\$0.00
Irrigation Maintenance and Repair-Horticult	\$15,000.00	\$1,250.00	\$0.00	\$0.00	\$13,750.00	\$0.00	\$8,362.31
Irrigation Maintenance and Repair-Animals	\$0.00	\$0.00	\$0.00	\$0.00	\$0.00	\$0.00	\$0.00
Purchases-Benches	\$0.00	\$0.00	\$0.00	\$0.00	\$0.00	\$0.00	\$0.00

Fresno's Chaffee Zoo Corporation
Income Statement
November

	2016 Budget	Nov Budget	Nov Measure Z	Nov Actual	YTD Budget	YTD Measure Z	YTD Actual
Purchases-Benches - Development	\$0.00	\$0.00	\$0.00	\$0.00	\$0.00	\$0.00	\$0.00
Permits	\$0.00	\$0.00	\$0.00	\$0.00	\$0.00	\$0.00	\$0.00
Permits-Maintenance	\$1,000.00	\$83.34	\$0.00	\$0.00	\$916.66	\$0.00	\$0.00
Permits-Animal	\$2,000.00	\$166.67	\$0.00	\$0.00	\$1,833.33	\$0.00	\$1,462.20
Permits-Veterinary	\$0.00	\$0.00	\$0.00	\$0.00	\$0.00	\$0.00	\$68.00
Permits-Administration	\$0.00	\$0.00	\$0.00	\$0.00	\$0.00	\$0.00	\$0.00
Repairs and Replacements	\$0.00	\$0.00	\$0.00	\$0.00	\$0.00	\$0.00	\$1,124.25
Repairs and Replacements-Maintenance	\$160,000.00	\$13,333.34	\$0.00	\$3,519.80	\$146,666.66	\$0.00	\$90,795.98
Repairs and Replacements-Horticulture	\$2,000.00	\$166.67	\$0.00	\$0.00	\$1,833.33	\$0.00	\$415.04
Repairs and Replacements-Animal	\$24,200.00	\$2,016.67	\$0.00	\$3,364.82	\$22,183.33	\$0.00	\$33,660.02
Repairs and Replacements-Marketing	\$0.00	\$0.00	\$0.00	\$0.00	\$0.00	\$0.00	\$803.85
Repairs and Replacements-Development	\$0.00	\$0.00	\$0.00	\$0.00	\$0.00	\$0.00	\$0.00
Repairs and Replacements-Special Events	\$2,000.00	\$166.67	\$0.00	\$0.00	\$1,833.33	\$0.00	\$0.00
Repairs and Replacements-Education	\$3,000.00	\$250.00	\$0.00	\$82.67	\$2,750.00	\$0.00	\$1,961.36
Repairs and Replacements-Veterinary	\$500.00	\$41.67	\$0.00	\$0.00	\$458.33	\$0.00	\$138.00
Repairs and Replacements-Security	\$700.00	\$58.34	\$0.00	\$0.00	\$641.66	\$0.00	\$2,046.17
Repairs and Replacements-Visitor Services	\$750.00	\$62.50	\$0.00	\$0.00	\$687.50	\$0.00	\$2,950.34
Repairs and Replacements-Administration	\$2,500.00	\$208.34	\$0.00	\$289.20	\$2,291.66	\$0.00	\$1,386.74
Repairs and Replacements	\$0.00	\$0.00	\$0.00	\$0.00	\$0.00	\$0.00	\$126.02
Structural Repairs	\$0.00	\$0.00	\$0.00	\$0.00	\$0.00	\$0.00	\$0.00
Structural Repairs-Education	\$0.00	\$0.00	\$0.00	\$0.00	\$0.00	\$0.00	\$0.00
Purchases-Benches	\$0.00	\$0.00	\$0.00	\$0.00	\$0.00	\$0.00	\$0.00
Repairs and Replacements-Capital Projects	\$0.00	\$0.00	\$0.00	\$0.00	\$0.00	\$0.00	\$0.00
Total Repairs and Replacements	\$372,400.00	\$31,033.41	\$0.00	\$23,075.60	\$341,366.59	\$0.00	\$228,905.75
Service/Bank/Credit Card Fees							
Bank Fees-Measure Z	\$320.00	\$30.00	\$0.00	\$0.00	\$300.00	\$0.00	\$0.00
Bank Fees-Measure Z-Administration	\$0.00	\$0.00	\$0.00	\$10.00	\$0.00	\$0.00	\$160.00
Bank Charges	\$0.00	\$0.00	\$0.00	\$12,700.47	\$0.00	\$0.00	\$35,503.39
Bank Charges-Maintenance	\$0.00	\$0.00	\$0.00	\$32.50	\$0.00	\$0.00	\$247.00
Bank Charges-Horticulture	\$0.00	\$0.00	\$0.00	\$19.50	\$0.00	\$0.00	\$156.00
Bank Charges-Animal	\$0.00	\$0.00	\$0.00	\$165.75	\$0.00	\$0.00	\$1,713.42

Fresno's Chaffee Zoo Corporation

Income Statement

November

	2016 Budget	Nov Budget	Nov Measure Z	Nov Actual	YTD Budget	YTD Measure Z	YTD Actual
Bank Charges-Marketing	\$0.00	\$0.00	\$0.00	\$3.25	\$0.00	\$0.00	\$199.17
Bank Charges-Membership	\$0.00	\$0.00	\$0.00	\$8.13	\$0.00	\$0.00	\$60.13
Bank Charges-Development	\$0.00	\$0.00	\$0.00	\$4.87	\$0.00	\$0.00	\$24.37
Bank Charges-Events	\$0.00	\$0.00	\$0.00	\$9.75	\$0.00	\$0.00	\$78.00
Bank Charges-Education	\$0.00	\$0.00	\$0.00	\$29.25	\$0.00	\$0.00	\$320.68
Bank Charges-Veterinary	\$0.00	\$0.00	\$0.00	\$16.25	\$0.00	\$0.00	\$130.00
Bank Charges-Security	\$0.00	\$0.00	\$0.00	\$16.25	\$0.00	\$0.00	\$130.00
Bank Charges-Visitor Services	\$0.00	\$0.00	\$0.00	\$9.75	\$0.00	\$0.00	\$68.25
Bank Charges-Administration	\$52,500.00	\$12,250.00	\$0.00	\$690.59	\$52,000.00	\$0.00	\$5,186.35
Bank Charges-Operations	\$0.00	\$0.00	\$0.00	\$3.25	\$0.00	\$0.00	\$26.00
Credit Card Fees	\$0.00	\$0.00	\$0.00	\$0.00	\$0.00	\$0.00	\$0.00
Credit Card Fees-Maintenance	\$0.00	\$0.00	\$0.00	\$0.00	\$0.00	\$0.00	\$0.00
Credit Card Fees-Animal	\$0.00	\$0.00	\$0.00	\$0.00	\$0.00	\$0.00	\$0.00
Credit Card Fees-Membership	\$10,000.00	\$0.00	\$0.00	\$1,548.01	\$10,000.00	\$0.00	\$10,032.68
Credit Card Fees-Development	\$0.00	\$0.00	\$0.00	\$0.00	\$0.00	\$0.00	\$0.00
Credit Card Fees-Special Events	\$2,000.00	\$166.67	\$0.00	\$39.95	\$1,833.33	\$0.00	\$454.55
Credit Card Fees-Education	\$2,000.00	\$166.67	\$0.00	\$91.64	\$1,833.33	\$0.00	\$931.82
Credit Card Fees-Veterinary	\$0.00	\$0.00	\$0.00	\$0.00	\$0.00	\$0.00	\$0.00
Credit Card Fees-Visitor Services	\$65,000.00	\$5,000.00	\$0.00	\$12,594.95	\$60,000.00	\$0.00	\$108,245.11
Credit Card Fees-Administration	\$0.00	\$0.00	\$0.00	\$0.00	\$0.00	\$0.00	\$0.00
Credit Card Chargebacks	\$0.00	\$0.00	\$0.00	\$0.00	\$0.00	\$0.00	\$0.00
Interest Expense	\$15,000.00	\$1,500.00	\$0.00	\$2,406.86	\$13,500.00	\$0.00	\$22,638.69
Returned Checks From Patrons	\$0.00	\$0.00	\$0.00	\$0.00	\$0.00	\$0.00	\$0.00
Returned Checks From Patrons-Membership	\$0.00	\$0.00	\$0.00	\$0.00	\$0.00	\$0.00	\$0.00
Returned Checks From Patrons-Special Eve	\$0.00	\$0.00	\$0.00	\$0.00	\$0.00	\$0.00	\$0.00
Bank Charges	\$0.00	\$0.00	\$0.00	\$0.00	\$0.00	\$0.00	\$0.00
Total Service/Bank/Credit Card Fees	\$146,820.00	\$19,113.34	\$0.00	\$30,400.97	\$139,466.66	\$0.00	\$186,305.61
Signage							
Signage	\$1,000.00	\$83.34	\$0.00	\$0.00	\$916.66	\$0.00	\$899.15
Signage-Maintenance	\$0.00	\$0.00	\$0.00	\$0.00	\$0.00	\$0.00	\$0.00
Signage-Horticulture	\$500.00	\$41.67	\$0.00	\$0.00	\$458.33	\$0.00	\$0.00

Fresno's Chaffee Zoo Corporation
Income Statement
November

	2016 Budget	Nov Budget	Nov Measure Z	Nov Actual	YTD Budget	YTD Measure Z	YTD Actual
Signage-Marketing	\$0.00	\$0.00	\$0.00	\$0.00	\$0.00	\$0.00	\$144.05
Signage-Membership	\$0.00	\$0.00	\$0.00	\$0.00	\$0.00	\$0.00	\$144.05
Signage-Development	\$0.00	\$0.00	\$0.00	\$0.00	\$0.00	\$0.00	\$0.00
Signage-Special Events	\$0.00	\$0.00	\$0.00	\$0.00	\$0.00	\$0.00	\$492.42
Signage-Education	\$15,000.00	\$1,250.00	\$0.00	\$680.73	\$13,750.00	\$0.00	\$3,050.32
Signage-Security	\$0.00	\$0.00	\$0.00	\$0.00	\$0.00	\$0.00	\$0.00
Signage-Visitor Services	\$0.00	\$0.00	\$0.00	\$0.00	\$0.00	\$0.00	\$2,322.52
Signage-Administration	\$0.00	\$0.00	\$0.00	\$0.00	\$0.00	\$0.00	\$0.00
Signage-Human Resources	\$0.00	\$0.00	\$0.00	\$0.00	\$0.00	\$0.00	\$0.00
Signage-Capital Projects	\$0.00	\$0.00	\$0.00	\$0.00	\$0.00	\$0.00	\$0.00
Total Signage	\$16,500.00	\$1,375.01	\$0.00	\$680.73	\$15,124.99	\$0.00	\$7,052.51
Specialized Services							
Misc. Specialized Services	\$1,000.00	\$83.34	\$0.00	\$0.00	\$916.66	\$0.00	\$3,717.61
Misc. Specialized Services-Maintenance	\$10,000.00	\$833.34	\$0.00	\$2,305.11	\$9,166.66	\$0.00	\$10,692.94
Misc. Specialized Services-Horticulture	\$0.00	\$0.00	\$0.00	\$0.00	\$0.00	\$0.00	\$450.00
Misc. Specialized Services-Animal	\$2,500.00	\$208.34	\$0.00	\$0.00	\$2,291.66	\$0.00	\$1,116.26
Misc. Specialized Services-Marketing	\$0.00	\$0.00	\$0.00	\$170.00	\$0.00	\$0.00	\$170.00
Misc. Specialized Services	\$0.00	\$0.00	\$0.00	\$0.00	\$0.00	\$0.00	\$427.64
Misc. Specialized Services-Education	\$2,000.00	\$166.67	\$0.00	\$0.00	\$1,833.33	\$0.00	\$1,378.87
Misc. Specialized Services-Veterinary	\$4,000.00	\$333.34	\$0.00	\$0.00	\$3,666.66	\$0.00	\$127.82
Misc. Specialized Services-Security	\$0.00	\$0.00	\$0.00	\$0.00	\$0.00	\$0.00	\$0.00
Misc. Specialized Services-Visitor Services	\$0.00	\$0.00	\$0.00	\$0.00	\$0.00	\$0.00	\$0.00
Misc. Specialized Services-Administration	\$2,000.00	\$166.67	\$0.00	\$225.00	\$1,833.33	\$0.00	\$1,871.93
Misc. Specialized Services-Information Tec	\$0.00	\$0.00	\$0.00	\$0.00	\$0.00	\$0.00	\$0.00
Misc. Specialized Services-Human Resource	\$1,000.00	\$83.34	\$0.00	(\$100.00)	\$916.66	\$0.00	\$4,409.84
Misc. Specialized Services	\$0.00	\$0.00	\$0.00	\$0.00	\$0.00	\$0.00	\$110.54
Irrigation Construction (New)-Horticulture	\$5,000.00	\$416.67	\$0.00	\$0.00	\$4,583.33	\$0.00	\$0.00
Paver Engraving-Development	\$0.00	\$0.00	\$0.00	\$1,525.00	\$0.00	\$0.00	\$25,695.54
Total Specialized Services	\$27,500.00	\$2,291.71	\$0.00	\$4,125.11	\$25,208.29	\$0.00	\$50,168.99

Fresno's Chaffee Zoo Corporation
Income Statement
November

	2016 Budget	Nov Budget	Nov Measure Z	Nov Actual	YTD Budget	YTD Measure Z	YTD Actual
Staff Development-Conf/Travel	\$0.00	\$0.00	\$0.00	\$0.00	\$0.00	\$0.00	\$0.00
Staff Development-Conf/Travel-Maintenanc	\$2,250.00	\$187.50	\$0.00	\$0.00	\$2,062.50	\$0.00	\$0.00
Staff Development-Conf/Travel-Horticultur	\$2,400.00	\$200.00	\$0.00	\$0.00	\$2,200.00	\$0.00	\$0.00
Staff Development-Conf/Travel-Animal	\$26,250.00	\$2,187.50	\$0.00	\$2,843.63	\$24,062.50	\$0.00	\$34,362.80
Staff Development-Conf/Travel-Marketing	\$5,000.00	\$416.67	\$0.00	\$0.00	\$4,583.33	\$0.00	\$3,035.82
Staff Development-Conf/Travel-Membershi	\$2,000.00	\$166.67	\$0.00	\$39.85	\$1,833.33	\$0.00	\$2,306.29
Staff Development-Conf/Travel-Developmer	\$0.00	\$0.00	\$0.00	\$39.85	\$0.00	\$0.00	\$2,794.18
Staff Development-Conf/Travel-Special Evei	\$4,000.00	\$333.34	\$0.00	\$39.85	\$3,666.66	\$0.00	\$3,459.63
Staff Development-Conf/Travel-Education	\$7,600.00	\$633.34	\$0.00	\$11.80	\$6,966.66	\$0.00	\$7,926.00
Staff Development-Conferences/Travel	\$0.00	\$0.00	\$0.00	\$0.00	\$0.00	\$0.00	\$0.00
Staff Development-Conf/Travel-Veterinary	\$5,035.00	\$419.59	\$0.00	\$0.00	\$4,615.41	\$0.00	\$10,085.08
Staff Development-Conf/Travel-Security	\$0.00	\$0.00	\$0.00	\$0.00	\$0.00	\$0.00	\$4,396.64
Staff Development-Conf/Travel-Visitor Serv	\$4,062.00	\$338.50	\$0.00	\$0.00	\$3,723.50	\$0.00	\$0.00
Staff Development-Conf/Travel-Admin	\$13,000.00	\$1,250.00	\$0.00	\$2,468.00	\$13,000.00	\$0.00	\$17,357.52
Staff Development-Conf/Travel-Human Resc	\$7,500.00	\$625.00	\$0.00	\$111.80	\$6,875.00	\$0.00	\$4,841.24
Staff Development-Conferences/Travel-Oper	\$0.00	\$0.00	\$0.00	\$11.80	\$0.00	\$0.00	\$4,656.29
Staff Development-Training	\$1,500.00	\$125.00	\$0.00	\$5,000.00	\$1,375.00	\$0.00	\$9,974.92
Staff Development-Training-Maintenance	\$750.00	\$62.50	\$0.00	\$0.00	\$687.50	\$0.00	\$0.00
Staff Development-Training-Horticulture	\$750.00	\$62.50	\$0.00	\$0.00	\$687.50	\$0.00	\$0.00
Staff Development-Training-Animal	\$1,500.00	\$125.00	\$0.00	\$242.12	\$1,375.00	\$0.00	\$242.12
Staff Development-Training-Marketing	\$0.00	\$0.00	\$0.00	\$0.00	\$0.00	\$0.00	\$0.00
Staff Development-Training-Membership	\$1,000.00	\$83.34	\$0.00	\$0.00	\$916.66	\$0.00	\$0.00
Staff Development-Training-Development	\$1,000.00	\$83.34	\$0.00	\$0.00	\$916.66	\$0.00	\$0.00
Staff Development-Training-Special Events	\$400.00	\$33.34	\$0.00	\$0.00	\$366.66	\$0.00	\$227.01
Staff Development-Training-Education	\$800.00	\$66.67	\$0.00	\$0.00	\$733.33	\$0.00	\$0.00
Staff Development-Training-Volunteer	\$0.00	\$0.00	\$0.00	\$500.00	\$0.00	\$0.00	\$500.00
Staff Development-Training-Veterinary	\$4,700.00	\$391.67	\$0.00	\$0.00	\$4,308.33	\$0.00	\$0.00
Staff Development-Training-Security	\$4,500.00	\$375.00	\$0.00	\$0.00	\$4,125.00	\$0.00	\$0.00
Staff Development-Training-Visitor Service	\$6,590.00	\$549.17	\$0.00	\$0.00	\$6,040.83	\$0.00	\$0.00
Staff Development-Training-Administration	\$1,500.00	\$125.00	\$0.00	\$158.00	\$1,375.00	\$0.00	\$1,170.50
Staff Development-Training-Human Resourc	\$6,500.00	\$541.67	\$0.00	\$1,158.00	\$5,958.33	\$0.00	\$4,904.00
Staff Development-Training-Finance	\$0.00	\$0.00	\$0.00	\$0.00	\$0.00	\$0.00	\$0.00

Fresno's Chaffee Zoo Corporation

Income Statement

November

	2016 Budget	Nov Budget	Nov Measure Z	Nov Actual	YTD Budget	YTD Measure Z	YTD Actual
Total Staff Development	\$110,587.00	\$9,382.31	\$0.00	\$12,624.70	\$102,454.69	\$0.00	\$112,240.04
Supplies							
Bedding Materials	\$0.00	\$0.00	\$0.00	\$0.00	\$0.00	\$0.00	\$0.00
Cleaning-Janitorial Supplies	\$0.00	\$0.00	\$0.00	\$0.00	\$0.00	\$0.00	\$0.00
Cleaning-Janitorial Supplies-Maintenance	\$75,000.00	\$6,250.00	\$0.00	\$6,898.04	\$68,750.00	\$0.00	\$93,324.47
Cleaning-Janitorial Supplies-Horticulture	\$0.00	\$0.00	\$0.00	\$0.00	\$0.00	\$0.00	\$0.00
Cleaning-Janitorial Supplies-Animal	\$6,000.00	\$500.00	\$0.00	\$81.17	\$5,500.00	\$0.00	\$5,522.14
Cleaning-Janitorial Supplies-Education	\$0.00	\$0.00	\$0.00	\$0.00	\$0.00	\$0.00	\$25.95
Cleaning-Janitorial Supplies	\$0.00	\$0.00	\$0.00	\$0.00	\$0.00	\$0.00	\$261.90
Cleaning-Janitorial Supplies-Visitor Service	\$0.00	\$0.00	\$0.00	\$0.00	\$0.00	\$0.00	\$0.00
Display and Exhibit supplies	\$0.00	\$0.00	\$0.00	\$0.00	\$0.00	\$0.00	\$0.00
Display and Exhibit Supplies-Animal	\$49,500.00	\$3,375.00	\$0.00	\$17,609.21	\$49,500.00	\$0.00	\$139,126.84
Display and Exhibit Supplies-Education	\$13,500.00	\$1,125.01	\$0.00	\$396.51	\$12,374.99	\$0.00	\$3,139.57
Docent Activities Expense	\$0.00	\$0.00	\$0.00	\$0.00	\$0.00	\$0.00	\$0.00
Docent Activities Expense-Volunteer	\$3,000.00	\$250.00	\$0.00	\$0.00	\$2,750.00	\$0.00	\$600.00
Enrichment Supplies	\$0.00	\$0.00	\$0.00	\$0.00	\$0.00	\$0.00	\$0.00
Event Supplies	\$0.00	\$0.00	\$0.00	\$0.00	\$0.00	\$0.00	\$0.00
Event Supplies-Marketing	\$3,725.00	\$0.00	\$0.00	\$0.00	\$3,725.00	\$0.00	\$0.00
Event Supplies-Development	\$2,000.00	\$166.67	\$0.00	\$0.00	\$1,833.33	\$0.00	\$110.93
Event Supplies-Special Events	\$56,300.00	\$7,958.34	\$0.00	\$19,765.79	\$50,541.66	\$0.00	\$78,823.82
Event Supplies-Education	\$0.00	\$0.00	\$0.00	\$0.00	\$0.00	\$0.00	\$0.00
Event Supplies-Volunteer	\$0.00	\$0.00	\$0.00	\$0.00	\$0.00	\$0.00	\$0.00
Fundraising Pins-Development	\$0.00	\$0.00	\$0.00	\$0.00	\$0.00	\$0.00	\$0.00
Graphic Supplies	\$0.00	\$0.00	\$0.00	\$0.00	\$0.00	\$0.00	\$0.00
Landscaping/Plants	\$0.00	\$0.00	\$0.00	\$0.00	\$0.00	\$0.00	\$0.00
Landscaping/Plants-Maintenance	\$0.00	\$0.00	\$0.00	\$0.00	\$0.00	\$0.00	\$0.00
Landscaping/Plants-Horticulture	\$30,800.00	\$2,566.67	\$0.00	\$0.00	\$28,233.33	\$0.00	\$32,925.60
Landscaping/Plants-Animal	\$5,000.00	\$416.67	\$0.00	\$0.00	\$4,583.33	\$0.00	\$1,079.38
Member Event Expenses	\$0.00	\$0.00	\$0.00	\$0.00	\$0.00	\$0.00	\$0.00
Member Premiums	\$0.00	\$0.00	\$0.00	\$0.00	\$0.00	\$0.00	\$0.00
Member Premiums-Marketing	\$0.00	\$0.00	\$0.00	\$0.00	\$0.00	\$0.00	\$0.00

Fresno's Chaffee Zoo Corporation

Income Statement

November

	2016 Budget	Nov Budget	Nov Measure Z	Nov Actual	YTD Budget	YTD Measure Z	YTD Actual
Member Premiums-Membership	\$6,000.00	\$500.00	\$0.00	\$0.00	\$5,500.00	\$0.00	\$299.46
Member Premiums-Development	\$8,000.00	\$666.67	\$0.00	\$0.00	\$7,333.33	\$0.00	\$0.00
Member Premiums-Special Events	\$0.00	\$0.00	\$0.00	\$0.00	\$0.00	\$0.00	\$0.00
Pest Control Supplies	\$0.00	\$0.00	\$0.00	\$0.00	\$0.00	\$0.00	\$0.00
Pest Control Supplies-Maintenance	\$100.00	\$8.34	\$0.00	\$0.00	\$91.66	\$0.00	\$0.00
Pest Control Supplies-Horticulture	\$0.00	\$0.00	\$0.00	\$0.00	\$0.00	\$0.00	\$0.00
Pest Control Supplies-Animal	\$150.00	\$12.50	\$0.00	\$0.00	\$137.50	\$0.00	\$1,034.75
Pest Control Supplies-Veterinary	\$0.00	\$0.00	\$0.00	\$0.00	\$0.00	\$0.00	\$2,163.92
Photo Supplies	\$0.00	\$0.00	\$0.00	\$0.00	\$0.00	\$0.00	\$0.00
Photo Supplies-Visitor Services	\$0.00	\$0.00	\$0.00	\$0.00	\$0.00	\$0.00	\$0.00
Small Tools	\$0.00	\$0.00	\$0.00	\$0.00	\$0.00	\$0.00	\$0.00
Small Tools-Maintenance	\$6,500.00	\$541.67	\$0.00	\$251.33	\$5,958.33	\$0.00	\$2,027.02
Small Tools-Horticulture	\$1,200.00	\$100.00	\$0.00	\$0.00	\$1,100.00	\$0.00	\$43.20
Small Tools-Animal	\$3,000.00	\$250.00	\$0.00	\$0.00	\$2,750.00	\$0.00	\$41.67
Supplies	\$1,500.00	\$125.00	\$0.00	\$93.99	\$1,375.00	\$0.00	\$5,579.62
Supplies-Maintenance	\$27,500.00	\$2,291.67	\$0.00	\$2,650.33	\$25,208.33	\$0.00	\$46,940.59
Supplies-Horticulture	\$12,500.00	\$1,041.67	\$0.00	\$2,967.00	\$11,458.33	\$0.00	\$16,615.74
Supplies-Animal	\$32,000.00	\$2,666.67	\$0.00	\$1,734.58	\$29,333.33	\$0.00	\$14,331.03
Supplies-Marketing	\$150.00	\$12.50	\$0.00	\$24.94	\$137.50	\$0.00	\$3,582.07
Supplies-Membership	\$100.00	\$8.34	\$0.00	\$34.85	\$91.66	\$0.00	\$745.54
Supplies-Development	\$4,000.00	\$333.34	\$0.00	\$1,077.57	\$3,666.66	\$0.00	\$7,521.48
Supplies-Special Events	\$2,000.00	\$166.68	\$0.00	\$0.00	\$1,833.32	\$0.00	\$5,630.93
Supplies-Education	\$16,500.00	\$1,375.02	\$0.00	\$269.59	\$15,124.98	\$0.00	\$15,022.49
Supplies-Volunteer	\$1,500.00	\$125.00	\$0.00	\$56.80	\$1,375.00	\$0.00	\$530.63
Supplies-Veterinary	\$37,000.00	\$3,083.34	\$0.00	\$3,197.26	\$33,916.66	\$0.00	\$48,931.92
Supplies-Security	\$500.00	\$41.67	\$0.00	\$0.00	\$458.33	\$0.00	\$44.83
Supplies-Visitor Services	\$9,700.00	\$808.34	\$0.00	\$0.00	\$8,891.66	\$0.00	\$3,016.99
Supplies-Administration	\$2,000.00	\$166.67	\$0.00	\$5.71	\$1,833.33	\$0.00	\$277.30
Supplies-Human Resources	\$0.00	\$0.00	\$0.00	\$0.00	\$0.00	\$0.00	\$122.16
Supplies-Operations	\$0.00	\$0.00	\$0.00	\$0.00	\$0.00	\$0.00	\$110.82
Total Supplies	\$416,725.00	\$36,933.45	\$0.00	\$57,114.67	\$385,366.55	\$0.00	\$529,554.76

Fresno's Chaffee Zoo Corporation

Income Statement

November

	2016 Budget	Nov Budget	Nov Measure Z	Nov Actual	YTD Budget	YTD Measure Z	YTD Actual
Telephone							
Telephone	\$34,000.00	\$2,833.34	\$0.00	\$3,310.34	\$31,166.66	\$0.00	\$33,115.26
Telephone-Maintenance	\$750.00	\$62.50	\$0.00	\$25.00	\$687.50	\$0.00	\$385.95
Telephone-Horticulture	\$0.00	\$0.00	\$0.00	\$0.00	\$0.00	\$0.00	\$0.00
Telephone-Animal	\$3,000.00	\$250.00	\$0.00	\$477.42	\$2,750.00	\$0.00	\$3,400.65
Telephone-Marketing	\$0.00	\$0.00	\$0.00	\$25.00	\$0.00	\$0.00	\$500.00
Telephone-Membership	\$0.00	\$0.00	\$0.00	\$25.00	\$0.00	\$0.00	\$275.00
Telephone-Development	\$1,200.00	\$100.00	\$0.00	\$25.00	\$1,100.00	\$0.00	\$331.10
Telephone-Special Events	\$0.00	\$0.00	\$0.00	\$76.21	\$0.00	\$0.00	\$728.64
Telephone-Education	\$600.00	\$50.00	\$0.00	\$50.00	\$550.00	\$0.00	\$1,373.45
Telephone-Veterinary	\$900.00	\$75.00	\$0.00	\$75.00	\$825.00	\$0.00	\$825.00
Telephone-Security	\$800.00	\$66.67	\$0.00	\$76.22	\$733.33	\$0.00	\$780.77
Telephone-Visitor Services	\$1,500.00	\$125.00	\$0.00	\$127.42	\$1,375.00	\$0.00	\$1,284.48
Telephone-Administration	\$1,500.00	\$125.00	\$0.00	\$100.00	\$1,375.00	\$0.00	\$1,123.45
Telephone-Human Resource	\$300.00	\$25.00	\$0.00	\$0.00	\$275.00	\$0.00	\$450.00
Telephone-Operations	\$0.00	\$0.00	\$0.00	\$115.00	\$0.00	\$0.00	\$1,130.00
Total Telephone	\$44,550.00	\$3,712.51	\$0.00	\$4,507.61	\$40,837.49	\$0.00	\$45,703.75
Uniforms							
Uniforms	\$10,000.00	\$833.34	\$0.00	\$2,089.26	\$9,166.66	\$0.00	\$21,008.32
Uniforms-Maintenance	\$2,500.00	\$208.34	\$0.00	\$0.00	\$2,291.66	\$0.00	\$0.00
Uniforms-Horticulture	\$1,200.00	\$100.00	\$0.00	\$0.00	\$1,100.00	\$0.00	\$0.00
Uniforms-Animal	\$11,330.00	\$944.17	\$0.00	\$498.86	\$10,385.83	\$0.00	\$508.86
Uniforms-Marketing	\$0.00	\$0.00	\$0.00	\$0.00	\$0.00	\$0.00	\$108.45
Uniforms-Membership	\$250.00	\$20.84	\$0.00	\$0.00	\$229.16	\$0.00	\$0.00
Uniforms-Development	\$0.00	\$0.00	\$0.00	\$0.00	\$0.00	\$0.00	\$0.00
Uniforms-Special Events	\$500.00	\$41.68	\$0.00	\$0.00	\$458.32	\$0.00	\$0.00
Uniforms-Education	\$3,000.00	\$250.00	\$0.00	\$0.00	\$2,750.00	\$0.00	\$0.00
Uniforms-Volunteer	\$3,000.00	\$250.00	\$0.00	(\$122.00)	\$2,750.00	\$0.00	\$5,404.53
Uniforms-Veterinary	\$1,000.00	\$83.34	\$0.00	\$0.00	\$916.66	\$0.00	\$372.01
Uniforms-Security	\$1,700.00	\$141.67	\$0.00	\$0.00	\$1,558.33	\$0.00	\$0.00
Uniforms-Visitor Services	\$1,750.00	\$145.84	\$0.00	\$0.00	\$1,604.16	\$0.00	\$0.00

Fresno's Chaffee Zoo Corporation

Income Statement

November

	2016 Budget	Nov Budget	Nov Measure Z	Nov Actual	YTD Budget	YTD Measure Z	YTD Actual
Uniforms-Administration	\$1,000.00	\$83.34	\$0.00	\$0.00	\$916.66	\$0.00	\$0.00
Uniform-Teen Volunteer	\$3,000.00	\$250.00	\$0.00	\$0.00	\$2,750.00	\$0.00	(\$40.00)
Total Uniforms	\$40,230.00	\$3,352.56	\$0.00	\$2,466.12	\$36,877.44	\$0.00	\$27,362.17
Utilities							
Utilities Gas & Electric	\$625,000.00	\$52,083.34	\$50,845.26	\$50,845.26	\$572,916.66	\$508,057.66	\$508,057.66
Utilities Gas & Electric-Administration	\$0.00	\$0.00	\$0.00	\$0.00	\$0.00	\$0.00	\$0.00
Utilities Water & Sewer	\$70,000.00	\$5,833.34	\$0.00	\$7,736.60	\$64,166.66	\$0.00	\$48,857.61
Utilities Water & Sewer-Administration	\$0.00	\$0.00	\$0.00	\$0.00	\$0.00	\$0.00	\$0.00
Waste Services	\$0.00	\$0.00	\$0.00	\$0.00	\$0.00	\$0.00	\$0.00
Total Utilities	\$695,000.00	\$57,916.68	\$50,845.26	\$58,581.86	\$637,083.32	\$508,057.66	\$556,915.27
Other							
Disposal Fees	\$0.00	\$0.00	\$0.00	\$0.00	\$0.00	\$0.00	\$0.00
Grant Fulfillment	\$0.00	\$0.00	\$0.00	\$0.00	\$0.00	\$0.00	\$0.00
Grant Fulfillment-Education	\$7,000.00	\$0.00	\$0.00	\$0.00	\$7,000.00	\$0.00	\$4,452.26
Grant Fulfillment	\$0.00	\$0.00	\$0.00	\$0.00	\$0.00	\$0.00	\$1,300.00
Program Expense	\$0.00	\$0.00	\$0.00	\$0.00	\$0.00	\$0.00	\$0.00
Freight on Purchases	\$0.00	\$0.00	\$0.00	\$0.00	\$0.00	\$0.00	\$0.00
Freight on Purchases-Animal	\$0.00	\$0.00	\$0.00	\$0.00	\$0.00	\$0.00	\$0.00
Freight on Purchases-Visitor Services	\$0.00	\$0.00	\$0.00	\$0.00	\$0.00	\$0.00	\$0.00
Freight on Purchases-Administration	\$0.00	\$0.00	\$0.00	\$0.00	\$0.00	\$0.00	\$0.00
Miscellaneous	\$2,000.00	\$166.67	\$0.00	\$2.40	\$1,833.33	\$0.00	\$3,760.80
Miscellaneous-Maintenance	\$500.00	\$41.67	\$0.00	\$0.00	\$458.33	\$0.00	\$79.34
Miscellaneous-Horticulture	\$0.00	\$0.00	\$0.00	\$0.00	\$0.00	\$0.00	\$1,284.03
Miscellaneous-Animal	\$1,050.00	\$87.50	\$0.00	\$294.74	\$962.50	\$0.00	\$3,274.36
Miscellaneous-Marketing	\$0.00	\$0.00	\$0.00	\$0.00	\$0.00	\$0.00	\$0.00
Miscellaneous-Development	\$0.00	\$0.00	\$0.00	(\$4.99)	\$0.00	\$0.00	\$0.00
Miscellaneous-Special Events	\$9,575.00	\$0.00	\$0.00	\$0.00	\$9,075.00	\$0.00	\$9,609.48
Miscellaneous-Education	\$500.00	\$41.67	\$0.00	\$0.00	\$458.33	\$0.00	\$0.00
Miscellaneous-Docent	\$0.00	\$0.00	\$0.00	\$0.00	\$0.00	\$0.00	\$265.83
Miscellaneous-Veterinary	\$4,000.00	\$333.34	\$0.00	\$750.00	\$3,666.66	\$0.00	\$1,673.55

Fresno's Chaffee Zoo Corporation

Income Statement

November

	2016 Budget	Nov Budget	Nov Measure Z	Nov Actual	YTD Budget	YTD Measure Z	YTD Actual
Miscellaneous-Security	\$500.00	\$41.67	\$0.00	\$0.00	\$458.33	\$0.00	(\$500.00)
Miscellaneous-Visitor Services	\$0.00	\$0.00	\$0.00	\$0.00	\$0.00	\$0.00	\$0.00
Miscellaneous-Administration	\$2,000.00	\$166.67	\$0.00	\$31.12	\$1,833.33	\$0.00	\$716.54
Miscellaneous-Human Resources	\$0.00	\$0.00	\$0.00	\$13.00	\$0.00	\$0.00	\$259.30
Miscellaneous-Capital Projects	\$0.00	\$0.00	\$0.00	\$0.00	\$0.00	\$0.00	\$0.00
Retail (inventory related)							
Cash Over and Short	\$0.00	\$0.00	\$0.00	\$0.00	\$0.00	\$0.00	\$0.00
Cost of Merchandise Sold	\$0.00	\$0.00	\$0.00	\$0.00	\$0.00	\$0.00	\$0.00
Discounts and Adjustments	\$0.00	\$0.00	\$0.00	\$0.00	\$0.00	\$0.00	\$0.00
Inventory Change-Gift Shop	\$0.00	\$0.00	\$0.00	\$0.00	\$0.00	\$0.00	\$0.00
Loss on Disposal of Asset	\$0.00	\$0.00	\$0.00	\$0.00	\$0.00	\$0.00	\$0.00
Purchases-Merchandise	\$0.00	\$0.00	\$0.00	\$0.00	\$0.00	\$0.00	\$0.00
Total Retail (inventory related)	\$0.00	\$0.00	\$0.00	\$0.00	\$0.00	\$0.00	\$0.00
Total Other	\$27,125.00	\$879.19	\$0.00	\$1,086.27	\$25,745.81	\$0.00	\$26,175.49
Total Other Expenses	\$4,976,032.00	\$415,087.97	\$87,679.02	\$563,157.79	\$4,553,274.01	\$868,823.38	\$4,738,305.39
TOTAL OPERATING EXPENSES	\$12,783,812.00	\$1,008,042.81	\$366,261.86	\$1,168,623.43	\$11,590,959.02	\$3,848,012.42	\$11,278,637.98
Expansion/Nonoperating Exp.							
Expansion/Nonoperating Exp.							
Planning	\$0.00	\$0.00	\$0.00	\$0.00	\$0.00	\$0.00	\$0.00
Planning-Animal	\$0.00	\$0.00	\$0.00	\$0.00	\$0.00	\$0.00	\$0.00
Planning-Capital Project	\$0.00	\$0.00	\$0.00	\$0.00	\$0.00	\$0.00	\$0.00
City Reimbursement	\$0.00	\$0.00	\$0.00	\$0.00	\$0.00	\$0.00	\$0.00
Misc capital expenses	\$0.00	\$0.00	\$0.00	\$0.00	\$0.00	\$0.00	\$0.00
EIR (non MZ)	\$0.00	\$0.00	\$0.00	\$0.00	\$0.00	\$0.00	\$0.00
EIR (non MZ)-Capital Projects	\$0.00	\$0.00	\$0.00	\$0.00	\$0.00	\$0.00	\$0.00
Projects-Maintenance	\$0.00	\$0.00	\$0.00	\$0.00	\$0.00	\$0.00	\$0.00
Projects-Horticulture	\$0.00	\$0.00	\$0.00	\$0.00	\$0.00	\$0.00	\$0.00
Projects-Animal	\$0.00	\$0.00	\$0.00	\$0.00	\$0.00	\$0.00	\$0.00

Fresno's Chaffee Zoo Corporation

Income Statement

November

	2016 Budget	Nov Budget	Nov Measure Z	Nov Actual	YTD Budget	YTD Measure Z	YTD Actual
Misc. Specialized Services-Capital Projects	\$0.00	\$0.00	\$0.00	\$963.48	\$0.00	\$0.00	\$963.48
Total Expansion/Nonoperating Exp.	\$0.00	\$0.00	\$0.00	\$963.48	\$0.00	\$0.00	\$963.48
 Total Expansion/Nonoperating Exp.	 \$0.00	 \$0.00	 \$0.00	 \$963.48	 \$0.00	 \$0.00	 \$963.48
 TOTAL EXPENSES	 \$12,783,812.00	 \$1,008,042.81	 \$366,261.86	 \$1,169,586.91	 \$11,590,959.02	 \$3,848,012.42	 \$11,279,601.46
 BEGINNING FUND BALANCE	 \$79,582,625.20	 \$83,690,348.22	 (\$4,209,872.23)	 \$83,690,348.22	 \$79,582,625.20	 (\$4,283,717.12)	 \$79,582,625.20
 NET SURPLUS/(DEFICIT)	 \$155,708.00	 (\$57,760.67)	 (\$608.32)	 (\$272,279.76)	 \$220,054.84	 \$73,236.57	 \$3,835,443.26
 ENDING FUND BALANCE	 \$79,738,333.20	 \$83,632,587.55	 (\$4,210,480.55)	 \$83,418,068.46	 \$79,802,680.04	 (\$4,210,480.55)	 \$83,418,068.46

Fresno's Chaffee Zoo Corporation

General Ledger Report

November

✓ Ties to the attached income statement

✓ Ties to the attached invoice

Date	Trans.	Journal	Reference	Debit Amount	Credit Amount	Balance
1-5003-03						
Account: 1-5003-03 (Animal Feed-Animal)						
11/1/2016			<i>Account Beginning Balance</i>			\$323,931.96
11/2/2016	10947-165	Accounts Payable	Hill's Pet Nutrition Sales, In-Animal Feed	\$616.16		
11/7/2016	10959-54	Accounts Payable	Golden State Bait, Inc.-Fish	\$94.60		
11/7/2016	10959-59	Accounts Payable	McRoberts Sales Co., Inc.-Fish	\$1,967.05 ✓		
11/7/2016	10959-61	Accounts Payable	Bassett's Cricket Ranch, Inc.-Crickets, Worms & Snookums Bes	\$693.72		
11/7/2016	10959-84	Accounts Payable	Whitie's Pets-Feed & Supplies	\$30.29		
11/7/2016	10959-98	Accounts Payable	EnviroClean Sanitation Supply-Supplies-Animal	\$56.11		
11/13/2016	10994-108	Accounts Payable	Bassett's Cricket Ranch, Inc.-Crickets	\$751.08		
11/13/2016	10994-116	Accounts Payable	Hay Company-Hay	\$2,136.67 ✓		
11/13/2016	10994-123	Accounts Payable	Layne Laboratories, Inc.-Frozen Mice	\$2,316.29 ✓		
11/13/2016	10994-125	Accounts Payable	Valley Produce, Inc.-Produce	\$1,909.75 ✓		
11/13/2016	10994-182	Accounts Payable	Hay Company-Hay	\$7,889.65 ✓		
11/15/2016	10989-4	Cash Receipts	Proj. Survival-Premium Beef Diet Reimb ck 2293 11/04/16		\$137.00	
11/15/2016	10994-293	Accounts Payable	Central Fish-Fish	\$179.80		
11/16/2016	10994-326	Accounts Payable	Hay Company-Supplies	\$33.44		
11/16/2016	10994-328	Accounts Payable	Valley Produce, Inc.-Produce	\$72.00		
11/16/2016	10994-341	Accounts Payable	Bassett's Cricket Ranch, Inc.-Crickets	\$417.75		
11/16/2016	10994-368	Accounts Payable	Layne Laboratories, Inc.-Frozen Mice	\$1,674.11 ✓		
11/16/2016	10994-382	Accounts Payable	Central Fish-Fish	\$381.30		
11/16/2016	10994-391	Accounts Payable	Central Fish-Fish	\$368.70		
11/16/2016	10994-396	Accounts Payable	Central Fish-Fish	\$381.30		
11/17/2016	10994-415	Accounts Payable	Valley Produce, Inc.-Produce	\$1,876.80 ✓		
11/17/2016	10994-420	Accounts Payable	Valley Produce, Inc.-Produce	\$1,785.40 ✓		
11/21/2016	10998-153	Accounts Payable	Valley Produce, Inc.-Produce	\$54.00		
11/23/2016	11024-3	Accounts Payable	MWI Veterinary Supply-Carnivore Food	\$64.71		
11/23/2016	11024-103	Accounts Payable	Central Fish-Fish	\$381.30		
11/23/2016	11024-106	Accounts Payable	Valley Produce, Inc.-Produce	\$1,780.90 ✓		
11/23/2016	11024-108	Accounts Payable	Valley Produce, Inc.-Produce	\$1,932.05 ✓		
11/23/2016	11024-110	Accounts Payable	Valley Produce, Inc.-Produce	\$18.00		
11/23/2016	11024-112	Accounts Payable	Central Fish-Fish	\$163.98		
11/23/2016	11024-115	Accounts Payable	McRoberts Sales Co., Inc.-Fish	\$1,978.13 ✓		
11/23/2016	11024-117	Accounts Payable	Bassett's Cricket Ranch, Inc.-Crickets	\$504.33		
11/23/2016	11024-121	Accounts Payable	Whitie's Pets-Animal & Supplies	\$67.06		
11/23/2016	11024-124	Accounts Payable	Whitie's Pets-Animal Food	\$32.47		
11/23/2016	11024-128	Accounts Payable	Whitie's Pets-Supplies	\$70.28		
11/23/2016	11024-129	Accounts Payable	Golden State Bait, Inc.-Fish	\$94.60		
11/23/2016	11024-147	Accounts Payable	Hay Company-Hay	\$2,741.20 ✓		
11/30/2016	11024-332	Accounts Payable	Bassett's Cricket Ranch, Inc.-Crickets & Worms	\$487.01		
11/30/2016	11024-336	Accounts Payable	Layne Laboratories, Inc.-Frozen Mice	\$758.12		
11/30/2016	11024-353	Accounts Payable	Golden State Bait, Inc.-Feed	\$84.70		
11/30/2016	11024-359	Accounts Payable	Central Fish-Fish	\$125.95		

Fresno's Chaffee Zoo Corporation

General Ledger Report

November

Date	Trans.	Journal	Reference	Debit Amount	Credit Amount	Balance
Account: 1-5003-03 (Animal Feed-Animal)						
			<i>Account Subtotals</i>	\$36,970.76	\$137.00	
11/30/2016			<i>Account Net Change</i>			\$36,833.76 ✓
11/30/2016			<i>Account Ending Balance</i>			<u>\$360,765.72</u>
1-5014-00						
Account: 1-5014-00 (Bank Fees-Measure Z)						
11/1/2016			<i>Account Beginning Balance</i>			\$0.00
11/30/2016			<i>Account Net Change</i>			\$0.00
11/30/2016			<i>Account Ending Balance</i>			<u>\$0.00</u>
1-5080-03						
Account: 1-5080-03 (Benefits-Animal)						
11/1/2016			<i>Account Beginning Balance</i>			\$336,654.63
11/1/2016	10928-1	Journal Entry	To reclassify Blue Shield of CA	\$23,922.33		
11/1/2016	10935-1	Journal Entry	To reclassify Principal	\$4,444.33		
11/1/2016	10936-1	Journal Entry	To reclassify VSP	\$664.96		
11/10/2016	10960-53	Payroll	Salaries		\$319.98	
11/10/2016	10960-60	Payroll	Salaries		\$67.50	
11/25/2016	11009-54	Payroll	Salaries		\$319.98	
11/25/2016	11009-61	Payroll	Salaries		\$67.50	
11/30/2016	10851-16	Journal Entry	Reclassify K.O'Brien VSP to Ed from Animal Feb-Oct 2016		\$95.31	
11/30/2016	10851-18	Journal Entry	Reclassify K.O'Brien Blue Shield to Ed from Animal Feb-Oct 2016		\$3,588.39	
11/30/2016	10851-20	Journal Entry	Reclassify K.O'Brien Principal to Ed from Animal Feb-Mar 2016		\$136.74	
11/30/2016	10851-22	Journal Entry	Reclassify D.Sanders VSP to Ed from Animal Jun-Nov 2016		\$63.54	
11/30/2016	10851-25	Journal Entry	Reclassify M.Mathis Blue Shield to Animal from Ed Jan-Nov 2016	\$4,385.81		
11/30/2016	10851-23	Journal Entry	Reclassify M.Mathis VSP to Animal from Ed Jan-Nov 2016	\$116.49		
			<i>Account Subtotals</i>	\$33,533.92	\$4,658.94	
11/30/2016			<i>Account Net Change</i>			\$28,874.98 ✓
11/30/2016			<i>Account Ending Balance</i>			<u>\$365,529.61</u>
1-5080-10						
Account: 1-5080-10 (Benefits-Veterinary)						
11/1/2016			<i>Account Beginning Balance</i>			\$46,436.38
11/1/2016	10928-6	Journal Entry	To reclassify Blue Shield of CA	\$3,508.57		
11/1/2016	10935-6	Journal Entry	To reclassify Principal	\$605.83		
11/1/2016	10936-4	Journal Entry	To reclassify VSP	\$91.55		
11/10/2016	10960-54	Payroll	Salaries		\$135.00	

Fresno's Chaffee Zoo Corporation

General Ledger Report

November

Date	Trans.	Journal	Reference	Debit Amount	Credit Amount	Balance
Account: 1-5080-10 (Benefits-Veterinary)						
11/25/2016	11009-55	Payroll	Salaries		\$135.00	
			<i>Account Subtotals</i>	\$4,205.95	\$270.00	
11/30/2016			<i>Account Net Change</i>			\$3,935.95 ✓
11/30/2016			<i>Account Ending Balance</i>			\$50,372.33

1-5131-03**Account: 1-5131-03 (Payroll Taxes-Animal)**

11/1/2016			<i>Account Beginning Balance</i>			\$133,464.27
11/10/2016	10960-105	Payroll	Payroll Taxes	\$6,378.94		
11/10/2016	10960-120	Payroll	Payroll Taxes	\$428.20		
11/13/2016	10994-143	Accounts Payable	Employment Development Departm-3rd Quarter-Unemployment Insur	\$7,514.00		
11/25/2016	11009-99	Payroll	Payroll Taxes	\$6,522.38		
11/25/2016	11009-114	Payroll	Payroll Taxes	\$441.67		
			<i>Account Subtotals</i>	\$21,285.19	\$0.00	
11/30/2016			<i>Account Net Change</i>			\$21,285.19 ✓
11/30/2016			<i>Account Ending Balance</i>			\$154,749.46

1-5131-10**Account: 1-5131-10 (Payroll Taxes-Veterinary)**

11/1/2016			<i>Account Beginning Balance</i>			\$16,786.58
11/10/2016	10960-106	Payroll	Payroll Taxes	\$844.76		
11/25/2016	11009-100	Payroll	Payroll Taxes	\$863.22		
			<i>Account Subtotals</i>	\$1,707.98	\$0.00	
11/30/2016			<i>Account Net Change</i>			\$1,707.98 ✓
11/30/2016			<i>Account Ending Balance</i>			\$18,494.56

1-5153-03**Account: 1-5153-03 (Retirement Contribution-Animal)**

11/1/2016			<i>Account Beginning Balance</i>			\$34,114.46
11/10/2016	10960-26	Journal Entry	11/10/2016 retirement match	\$1,528.69		
11/10/2016	10960-35	Journal Entry	11/10/2016 retirement match	\$59.82		
11/25/2016	11009-26	Journal Entry	11/25/2016 retirement match	\$1,560.44	⊗	
11/25/2016	11009-35	Journal Entry	11/25/2016 retirement match	\$59.82		
			<i>Account Subtotals</i>	\$3,208.77	\$0.00	

2016-11-30 Page 42 of 66

Fresno's Chaffee Zoo Corporation

General Ledger Report

November

Date	Trans.	Journal	Reference	Debit Amount	Credit Amount	Balance
Account: 1-5153-03 (Retirement Contribution-Animal)						
11/30/2016						<i>Account Net Change</i> \$3,208.77 ✓
11/30/2016						<i>Account Ending Balance</i> \$37,323.23
1-5153-10						
Account: 1-5153-10 (Retirement Contribution-Veterinary)						
11/1/2016						<i>Account Beginning Balance</i> \$5,044.08
11/10/2016	10960-27	Journal Entry	11/10/2016 retirement match	\$300.88		
11/25/2016	11009-27	Journal Entry	11/25/2016 retirement match	\$320.20		
				<i>Account Subtotals</i>	\$621.08	\$0.00
11/30/2016						<i>Account Net Change</i> \$621.08 ✓
11/30/2016						<i>Account Ending Balance</i> \$5,665.16
1-5165-03						
Account: 1-5165-03 (Salaries-Animal)						
11/1/2016						<i>Account Beginning Balance</i> \$1,736,587.91
11/10/2016	10960-5	Payroll	Salaries	\$83,284.20		
11/10/2016	10960-20	Payroll	Salaries	\$5,675.10		
11/25/2016	11009-5	Payroll	Salaries	\$85,160.41		
11/25/2016	11009-20	Payroll	Salaries	\$5,851.04		
				<i>Account Subtotals</i>	\$179,970.75	\$0.00
11/30/2016						<i>Account Net Change</i> \$179,970.75 ✓
11/30/2016						<i>Account Ending Balance</i> \$1,916,558.66
1-5165-10						
Account: 1-5165-10 (Salaries-Veterinary)						
11/1/2016						<i>Account Beginning Balance</i> \$222,025.06
11/10/2016	10960-6	Payroll	Salaries	\$11,177.58		
11/25/2016	11009-6	Payroll	Salaries	\$11,418.87		
				<i>Account Subtotals</i>	\$22,596.45	\$0.00
11/30/2016						<i>Account Net Change</i> \$22,596.45 ✓
11/30/2016						<i>Account Ending Balance</i> \$244,621.51
1-5191-00						
Account: 1-5191-00 (Utilities Gas & Electric)						

Fresno's Chaffee Zoo Corporation

General Ledger Report


November

Date	Trans.	Journal	Reference	Debit Amount	Credit Amount	Balance
Account: 1-5191-00 (Utilities Gas & Electric)						
11/1/2016			<i>Account Beginning Balance</i>			\$457,212.40
11/7/2016	10959-126	Accounts Payable	P G & E-Service thru 9/22-10/20	\$422.74		
11/7/2016	10959-133	Accounts Payable	P G & E-Service thru 9/22-10/20	\$138.60		
11/7/2016	10959-141	Accounts Payable	P G & E-Service thru 9/21-10/19	\$36.67		
11/14/2016	10994-207	Accounts Payable	P G & E-Service thru 10/5-11/2/16	\$7,176.30		
11/14/2016	10994-209	Accounts Payable	P G & E-Service thru 10/7-11/3/16	\$4,042.02		
11/14/2016	10994-211	Accounts Payable	P G & E-Service thru 10/14-11/2/16	\$37,649.34		
11/30/2016	11024-223	Accounts Payable	P G & E-Service thru 10/20-11/20	\$266.55		
11/30/2016	11024-225	Accounts Payable	P G & E-Service thru 10/20-11/20	\$1,023.80		
11/30/2016	11024-286	Accounts Payable	P G & E-service thru 10/20-11/19	\$89.24		
			<i>Account Subtotals</i>	\$50,845.26	\$0.00	
11/30/2016			<i>Account Net Change</i>			\$50,845.26
11/30/2016			<i>Account Ending Balance</i>			\$508,057.66
1-5200-03						
Account: 1-5200-03 (Workers Comp-Animal)						
11/1/2016			<i>Account Beginning Balance</i>			\$150,064.93
11/10/2016	10960-126	Payroll	Workers Comp	\$6,734.50		
11/10/2016	10960-141	Payroll	Workers Comp-Life Support Systems	\$468.06		
11/25/2016	11009-120	Payroll	Workers Comp	\$6,851.50		
11/25/2016	11009-135	Payroll	Workers Comp-Life Support Systems	\$478.69		
			<i>Account Subtotals</i>	\$14,532.75	\$0.00	
11/30/2016			<i>Account Net Change</i>			\$14,532.75
11/30/2016			<i>Account Ending Balance</i>			\$164,597.68
1-5200-10						
Account: 1-5200-10 (Workers Comp-Veterinary)						
11/1/2016			<i>Account Beginning Balance</i>			\$19,427.90
11/10/2016	10960-127	Payroll	Workers Comp	\$914.83		
11/25/2016	11009-121	Payroll	Workers Comp	\$934.11		
			<i>Account Subtotals</i>	\$1,848.94	\$0.00	
11/30/2016			<i>Account Net Change</i>			\$1,848.94
11/30/2016			<i>Account Ending Balance</i>			\$21,276.84
11/1/2016			<i>Grand Total Beginning Balance</i>			\$3,481,750.56

Fresno's Chaffee Zoo Corporation
General Ledger Report
November

11/30/2016
11/30/2016

<i>Grand Total Net Change</i>	<u>\$366,261.86</u>
<i>Grand Total Ending Balance</i>	<u><u>\$3,848,012.42</u></u>



McRoberts®
SALES CO., INC.

SINCE 1968

Sales Invoice

FRESNO CHAFFE ZOO		01515	50286
SEE SPREADSHEET			
894 W. BELMONT		10/31/2016	Net 30
FRESNO	CA 93728		Page 1 of 1
RYAN	CA, FRESNO	<input checked="" type="checkbox"/> Prepaid	<input type="checkbox"/> Collect
10/31/2016	MINUTEMAN		
23.00	2/1	10.00	KG
29.00	1/1	16.00	KG
CAPELIN		78372	1,014.12
IQF PACIFIC HERRING 5-8"		74553	1,022.93
		\$0.7100	LB
		\$0.6800	LB
52.00		2,037.05	Sub Total
	PLUS FREIGHT	\$435.00	
			Other Charges
			Tax 8.2250%
			Total Amount
			\$1,415.62
			\$435.00
			\$116.43
			\$1,967.05

50363
01250

M2

18

5045-03 0032 34.42
5003-03 0032 2136.67

CUSTOMER
P.O. NUMBER

DATE _____

Nov 4 20 16

NAME _____

ADDRESS

CITY

SOLD BY

CASH

"CHARGE"

CUSTOMER ACCOUNT #

QUAN.	DESCRIPTION	PRICE	AMOUNT
	Asia		
10	Garage	12.95	129.50
4	Alfalfa	12.95	51.80
6	Orchard	19.95	119.70
4	Straw	7.95	31.80
	Africa		
10	Garage	12.95	129.50
6	Alfalfa	12.95	77.70
38	Bermuda	12.95	492.10
6	Orchard	19.95	119.70
5	Man Dominware	36.50	182.50
4	Mat Leaflets	24.90	99.60
2	Mat Eucalyptus Mint	17.50	35.00
5	Mat Private Mint	27.90	139.50
6	Shower Lamp	19.40	116.40
Cont'd			
#1412087			
		TAX	
		TOTAL	

TERMS: Bills are due and payable on the 10th of the month. PAST DUE bills are subject to 1 1/2% interest per month. (ANNUAL RATE 18%)

INVOICÉ

142086

Rec'd By

Rel by Steve + Chris

18

CUSTOMER
P.O. NUMBER

DATE _____

20 110

NAME _____

ADDRESS

CITY.

SOLD BY

CASH

CHARGE

CUSTOMER ACCOUNT #

QUAN.	DESCRIPTION	PRICE	AMOUNT
2	Layena Crumble.	1480	2960
1	Omo 100		1830
1	50# Calz Warrn.		3339
	Delivery		2000
		TAX	165.00
		TOTAL	2171.09

Cont from int 1420812

2016-11 Page 47 of 66

TERMS: Bills are due and payable on the 10th of the month. PAST DUE bills are subject to 1 1/2% interest per month. (ANNUAL RATE 18%)

INVOICE

142087

Rec'd By

Sold by Steve & Chris

2016-11 Page 47 of 66



Layne Laboratories, Inc.

4303 Huasna Rd.
Arroyo Grande, CA 93420

INVOICE

DATE 8/23/2016

INVOICE 99092

5003-03
K

CUSTOMER

Chaffee Zoo
894 W. Belmont Ave.
Fresno, CA 93728

PHONE

TRACKING 380172415581344

ORDER REF

TERMS Net 030

ORDERED	SKU	DESCRIPTION	RATE	EXTENDED
3,000	MF0000	Frozen Mice - 1-Day-Old	0.17	510.00
1,500	MF5000	Frozen Mice - Hoppers	0.35	525.00
1,000	MF7000	Frozen Mice - Medium	0.63	630.00
500	MF8000	Frozen Mice - Large	0.72	360.00
1	LAYNE LAB...	Freight	139.41	139.41
FedEx Package 1 Tracking #: 380172415581344				
FedEx Package 2 Tracking #: 380172415581351				
FedEx Package 3 Tracking #: 380172415581368				

m2



LayneLabs.com
Orders@LayneLabs.com
800-809-9431

Subtotal: \$2,164.41

Sales Tax: \$151.88

Total Cost: \$2,316.29 ✓

Payments: \$0.00

BALANCE DUE: \$2,316.29

VALLEY PRODUCE, INC.

P.O. BOX 11664, FRESNO, CALIFORNIA 93774

e-mail: valleypro@comcast.net

Sold to

PHONE (559) 237-3328

FAX (559) 237-5611

Date

No. C

✓	QUAN.	ITEM	PRICE	AMOUNT	✓	QUAN.	ITEM	PRICE	AMOUNT	✓	QUAN.	ITEM	PRICE	AMOUNT
		Broccoli Florets					Carrots	350	145.00			Carrots	145.00	145.00
		BROCCOLI Crown (18ct)		900.00			EGGS 15/doz	200	20.00			CARROTS (50#) 25#	230	23.00
		CAULIFLOWER		850.00			Basil	2100	21.00			Grabits 100/200 cl		
		CELERY	2250	45.00			KALE	6000	60.00			48/1# Carrot		
		CABBAGE white					LEEKs					Baby Carrot		
		CABBAGE red					CORN	2375	23.75			Pinto Beans #100		
		CILANTRO					HERBS					Chopped Green	2250	22.50
		SPRING MIX 3#					Basil					J. Yel. Onions		
		Black exp. pens		1900			Chives					Red Onions		
		LETTUCE					Mint					Swiss chard	1100	11.00
		Green Leaf	1875	937.50			Rosemary					Potatoes		
		Red Leaf	1875	937.50			Thyme					10/5 Russet		
		Romaine	1975	1975.00								5/10 Russet		
		SPINACH 2 1/2 #					Apples	1250	125.00			Ctn. Russet		
		EGGPLANT					Apples					Red Potatoes sz		
		Carrots	2475	495.00			Apples Sliced 100/200					Small Potatoes	2250	22.50
		PARSLEY Flat / Curly					Parsnips	3475	34.75			YAMS (Med / Jumbo)	2200	22.00
							Oranges	2250	22.50			Jicama		
		GREEN ONIONS					Lemons					TURNIP	2700	27.00
		RADDISH					Limes					CUCUMBERS	1350	13.50
		GREEN BEANS	850	85.00			Banana's	2400	24.00			SQUASH (green)	600	6.00
		ASPARAGUS					Raspberries					Med. I.T. Squash	1400	14.00
		BELL PEPPER Green	525	52.50			Blueberries	960	9.60			Yellow Squash	1600	16.00
		BELL PEPPER Red					Blackberries					Butternut Squash	200	2.00
		Chili Jalapeno	180	18.00			GRAPES Red					Avocado (Ripe)	450	4.50
		Chili Tomatillo					GRAPES Lunch Bunch					Avocado (Firm)		
		Chili Long Grn/Pasilla					Kiwi	800	8.00			Garlic (5# Peeled)		
		Alfalfa Sprouts 1#/4oz	250	25.00			Mango's	1350	13.50			Garlic (Whole)		
		Bean Sprouts					Nectarines					Spaghetti Squash	200	2.00
		Cole Slaw (white cabbage)					Papaya	1125	11.25			TOMATOES	2250	22.50
		Cabbage Shred Red					Peach					ROMA TOMATOES		
		Carrot Shred / Coin					Pear	3400	34.00			GRAPE TOMATOES		
		Carrot Sticks 2/4					Pineapple	1000	10.00			CHERRY TOMATOES		
		Celery Sticks 2/4					Plum					FRUIT (apple)	3325	33.25
		Yel. Onions Sliced/Diced					Strawberry	1500	15.00			MUSHROOMS (sliced)		
		Red Onions Sliced/Diced					Grapefruit	1800	18.00			Builton Mushroom		
		Tossed Salad / SC					MELON					Medium Mushroom	1100	11.00
		Shred Lettuce					Cantaloupe	1560	15.60			Portabella Mushroom		
		Cabbage/Romaine Blend					Honeydew	500	5.00			12/8 oz. Mushroom		
							Watermelon #	2100	21.00					
							Apple Slice	1475	14.75					

ORDER FILLED BY

DELIV. BY

REC'D IN GOOD ORDER BY

C.O.D.

TOTAL

TERMS: NET CASH - A FINANCE CHARGE OF 1 1/2 % PER MONTH (18% PER YEAR) WILL BE CHARGED ON PAST DUE ACCOUNTS.
ALL CLAIMS FOR RETURN OF GOODS MUST BE MADE WITHIN 24 HOURS AFTER RECEIPT OF MERCHANDISE.

THANK YOU

(559) 251-2981

S045-03 0032-60.22
S003-03 0032-7889.65 ✓

CUSTOMER
P.O. NUMBER

DATE _____

NAME _____

ADDRESS

CITY:

SOLD BY

CASH

CHARGE

CUSTOMER ACCOUNT #

QUAN.	DESCRIPTION	PRICE	AMOUNT
	Asia		
19	Storage	12.95	246.05
5	Alfalfa	12.95	64.75
9	Orphanid	19.95	179.55
7	Shaw	7.95	55.65
	Africa		
24	Storage	12.95	310.80
2	Alfalfa	12.95	25.90
16	Bromida	12.95	207.20
2	Orchard	19.95	39.90
	* Replace 9 Bales Storage *		
2	Panor. w/ Safflower	27.50	55.00
80	Mas. Red. Marsh Peat	27.90	2232.00
118	Mas. Rhina Cube	24.50	2891.00
5	Mas. Rodent. Chow	18.50	92.50
Total on 143011			
		TAX	
		TOTAL	

TERMS: Bills are due and payable on the 10th of the month. PAST DUE bills are subject to 1 1/2% interest per month. (ANNUAL RATE 18%)

INVOICE

142015

Rec'd By ¹¹

(559) 251-2981

CUSTOMER
P.O. NUMBER

DATE _____

NAME _____

ADDRESS

CITY

SOLD BY:

CASH

CHARGE

CUSTMER ACCOUNT #

[illegible]

TERMS: Bills are due and payable on the 10th of the month. PAST DUE bills are subject to 1 1/2% interest per month. (ANNUAL RATE 18%)

INVOICE

142016

Rec'd By _____



Layne Laboratories, Inc.

4303 Huasna Rd.
Arroyo Grande, CA 93420

203-03 10

INVOICE


DATE 11/3/2016
INVOICE 100324

CUSTOMER

Chaffee Zoo
894 W. Belmont Ave.
Fresno, CA 93728

PHONE**TRACKING****380172415600274****ORDER REF****TERMS****Net 030**

ORDERED	SKU	DESCRIPTION	RATE	EXTENDED
3,000	MF0000	Frozen Mice - 1-Day-Old	0.19	570.00
1,500	MF5000	Frozen Mice - Hoppers	0.35	525.00
500	MF8000	Frozen Mice - Large	0.72	360.00
2	LAYNE LAB..	Freight	54.99	109.98
FedEx Package 1 Tracking #: 380172415600274				
FedEx Package 2 Tracking #: 380172415600281				



LayneLabs.com
Orders@LayneLabs.com
800-809-9431

Subtotal: \$1,564.98**Sales Tax:** \$109.13**Total Cost:** \$1,674.11 ✓**Payments:** \$0.00**BALANCE DUE:** \$1,674.11

VALLEY PRODUCE, INC.

Sold to

Fresno 700

Date

10-25-16

P.O. BOX 11664, FRESNO, CALIFORNIA 93774

PHONE (559) 237-3328

e-mail: valleypro@comcast.net

FAX (559) 237-5611

No. C 238803

✓	QUAN.	ITEM	PRICE	AMOUNT	✓	QUAN.	ITEM	PRICE	AMOUNT	✓	QUAN.	ITEM	PRICE	AMOUNT
		Broccoli Florets			X(2)		Whitemilk	700	X(25#)			CARROTS		1450
X(9)		BROCCOLI Crown (18ct)		900	X(2)		EGGS 5/100	400	X(5)			CARROTS (50#) / 25#	2300	11500
X(3)		CAULIFLOWER		450	X(1)		Qt yogurt	350				Grabits 100/200 ct		
		CELERY										48/1# Carrot		
		CABBAGE white			X(5)		LEEKs	1250				Baby Carrot		
		CABBAGE red					CORN					Pinto Beans #100		
		CILANTRO					HERBS			X(4)		Cases Green Kale	1600	6400
		SPRING MIX 3#					Basil					J. Yel. Onions		
X(10)		Carrots Pkgs		2850			Chives					Red Onions		
		LETTUCE					Mint			X(1)		Ketchup 64oz	700	
X(50)		Green Leaf	1800	9000			Rosemary					Potatoes		
X(30)		Red Leaf	2300	6900	X(6)		Thyme	750				10/5 Russet		
X(130)		Romaine	1800	23400	X(10)		Figs 5#	3250				5/10 Russet		
		SPINACH 2 1/2 #					Apples					Ctn. Russet		
		EGGPLANT			X(5)		Apples	72/88 2900	14500			Red Potatoes sz		
X(30)		Swiss chard	1575	4725			Apples Sliced 100/200			X(30)		Sweet Potatoes	2900	8700
		PARSLEY Flat / Curly			X(1)		Cinnamon 1#	550		X(16)		YAMS (Med) Jumbo	2200	35200
X(200)		chollandy greens	2275	45500	X(1)		Oranges 72/88	2100				Jicama		
		GREEN ONIONS			X(2)		Lemons	180		X(1)		TURNIPS	2575	
		RADDISH					Limes			X(15)		CUCUMBERS	1200	
X(30)		GREEN BEANS		750	X(4)		Banana's	2100	8400	X(3)		Butternut Squash	600	
		ASPARAGUS					Raspberries			X(3)		SQUASH (Green)	600	
X(10)		Beets 25#		1475			Blueberries			X(1)		Med. I.T. Squash	1400	
X(1)		BELL PEPPER Green		1800			Blackberries					Yellow Squash		
		BELL PEPPER Red			X(2)		GRAPES Red	5000		X(3)		Spaghetti Squash	600	
X(20)		Chili Jalapeno		180			GRAPES Lunch Bunch			X(3)		Avocado (Ripe)	450	
		Chili Tomatillo			X(8)		Kiwi	800				Avocado (Firm)		
		Chili Long Gm/Pasilla			X(8)		Mango's (8 Cases)	1350	10800			Garlic (5# Peeled)		
X(1)		Gelatin 1#		1800			Nectarines					Garlic (Whole)		
		Alfalfa Sprouts 1#/4oz			X(6)		Papaya	1440		X(5)		GRANULATED Garlic	1350	
		Bean Sprouts					Peach			X(10)		TOMATOES	2250	
		Cole Slaw (white cabbage)			X(4)		Pear 12oz/12oz 4 cases	2000	11600			ROMA TOMATOES		
		Cabbage Shred Red			X(3)		Pineapple	900				GRAPE TOMATOES		
		Carrot Shred / Coin					Plum					CHERRY TOMATOES		
		Carrot Sticks 2/4			X(4)		Strawberry	1400		X(4)		Green Eggplant	1000	
		Celery Sticks 2/4								X(1)		Green Corn	475	
		Yel. Onions Sliced/Diced					MELON					MUSHROOMS (sliced)		
		Red Onions Sliced/Diced			X(12)		Cantaloupe	1680				Button Mushroom		
		Tossed Salad / SC			X(2)		Honeydew	500		X(20)		Medium Mushroom	4200	
		Shred Lettuce			X(3)		Watermelon #	2400				Portabella Mushroom		
		Cabbage/Romaine Blend										12/8 oz. Mushroom		

ORDER FILLED BY

DELIV. BY

REC'D BY GOOD CHECK BY

S.S.D.

TOTAL

1876.80

TERMS: NET CASH. A FINANCE CHARGE OF 1 1/2 % PER MONTH (18 % PER YEAR) WILL BE CHARGED ON PAST DUE ACCOUNTS.
ALL CLAIMS FOR RETURN OF GOODS MUST BE MADE WITHIN 24 HOURS AFTER RECEIPT OF MERCHANDISE.

THANK YOU

VALLEY PRODUCE, INC.

P.O. BOX 11664, FRESNO, CALIFORNIA 93774

e-mail: valleypro@comcast.net

Sold to

PHONE (559) 237-3328

FAX (559) 237-5611

Date

No. C

✓	QUAN.	ITEM	PRICE	AMOUNT	✓	QUAN.	ITEM	PRICE	AMOUNT	✓	QUAN.	ITEM	PRICE	AMOUNT
		Broccoli Florets			X	(1)	EGGS 15/doz	400	400	X	(1)	Jumbo Carrots	1/52	1/52
X	(9)	BROCCOLI Crown (18ct)	900	810	X	(2)	Swiss chard	160	320	X	(1)	CARROTS 50# / 25#	220	220
		CAULIFLOWER			X	(3)	KALE	160	480			Grabits 100/200 ct		
X	1	CELERY	2300	2300	X	(4)	LEEKs	250	1000			48/1# Carrot		
		CABBAGE white			X	(1)	CORN	2400	2400			Baby Carrot		
		CABBAGE red					HERBS					Pinto Beans #100		
		CILANTRO			X	(1)	Basil (Dried)	425	425	X	(1)	TURNIP	2/52	2/52
		SPRING MIX 3#					Chives					J. Yel. Onions		
X	1	Cactus pad	2450	2450			Mint					Red Onions		
		LETTUCE					Rosemary					Potatoes		
X	53	Green Leaf	1750	8750			Thyme					10/5 Russet		
X	40	Red Leaf	1650	6600			Chard	27	1080			5/10 Russet		
X	14	Romaine	1750	2450	X	(2)	Apples 125ct	275	550			Ctn. Russet		
		SPINACH 2 1/2 #			X	(4)	Apples					Red Potatoes sz		
		EGGPLANT					Apples Sliced 100/200			X	(2)	Sweet Potatoes	29	580
X	1	Beets	2075	2075	X	(10)	Lima	1000	1000	X	(5)	YAMS Med / Jumbo	210	1050
		PARSLEY Flat / Curly			X	(1)	Oranges	2350	2350			Jicama		
X	(1)	Peanut Butter	600	600	X	(2)	Lemons	180	360	X	(1)	Dried Fig	3300	3300
		GREEN ONIONS					Limes			X	(15)	CUCUMBERS	1200	1200
		RADDISH			X	(4)	Banana's	8800	35200	X	(3)	Pecan nut squares	600	600
X	54	GREEN BEANS	1000	5400			Raspberries			X	(2)	SQUASH Acorn	400	400
		ASPARAGUS					Blueberries			X	(1)	Med. I.T. Squash	500	500
							Blackberries					Yellow Squash		
X	1	BELL PEPPER Green	160	160	X	(1)	GRAPES Red	2600	2600	X	(1)	Spaghetti Squash	800	800
		BELL PEPPER Red					GRAPES Lunch Bunch			X	(3)	Avocado (Ripe)	450	450
X	24	Chili Jalapeno	180	4320			Dried fennel seed	525	525			Avocado (Firm)		
		Chili Tomatillo			X	(5)	Mango's	1200	6000			Garlic (5# Peeled)		
		Chili Long Grn/Pasilla					Nectarines					Garlic -(Whole)		
X	1	Dried cilantro	525	525	X	(3)	Papaya	900	2700	X	(1)	RAW Almond shell	1120	1120
		Alfalfa Sprouts 1#/4oz					Peach			X	(1)	TOMATOES	2250	2250
		Bean Sprouts			X	(4)	Pear	1200	4800			ROMA TOMATOES		
		Cole Slaw(white cabbage)			X	(3)	Pineapple	300	900			GRAPE TOMATOES		
		Cabbage Shred Red					Plum					CHERRY TOMATOES		
		Carrot Shred / Coin			X	(4)	Strawberry	1200	4800	X	(4)	Frozen Veggie	1900	1900
		Carrot Sticks 2/4					MELON			X	(4)	Jelly Beans	1800	1800
		Celery Sticks 2/4					Cantaloupe	1400	1400			MUSHROOMS (sliced)		
		Yel. Onions Sliced/Diced			X	(12)	Honeydew	750	9000			Button Mushroom		
		Red Onions Sliced/Diced			X	(3)	Watermelon #	2400	7200	X	(1)	Medium Mushroom	2050	2050
		Tossed Salad / SC										Portabella Mushroom		
		Shred Lettuce			X	(3)						12/8 oz. Mushroom		
		Cabbage/Romaine Blend												

ORDER FILLED BY

DELIV. BY

REC'D IN GOOD ORDER BY

C.O.D.

TOTAL

TERMS: NET CASH - A FINANCE CHARGE OF 1 1/2 % PER MONTH (18% PER YEAR) WILL BE CHARGED ON PAST DUE ACCOUNTS. ALL CLAIMS FOR RETURN OF GOODS MUST BE MADE WITHIN 24 HOURS AFTER RECEIPT OF MERCHANDISE.

THANK YOU

Deliver before 8:30

VALLEY PRODUCE, INC.

P.O. BOX 11664, FRESNO, CALIFORNIA 93774
e-mail: valleypro@comcast.net

Sold to Fresno Chaffee Zoo Date 11/22/14
PHONE (559) 237-3328
FAX (559) 237-5611
No. C 239174

✓	QUAN.	ITEM	PRICE	AMOUNT	✓	QUAN.	ITEM	PRICE	AMOUNT	✓	QUAN.	ITEM	PRICE	AMOUNT
		Broccoli Florets												
✓	5	BROCCOLI Crown (18ct)	400	2000	✓	2	EGGS 15/doz	300	600	✓	1	Carrot 25#		1450
✓	5	CAULIFLOWER	250	1250	✓	3	Swiss Chard	1100	3300	✓	4	CARROTS 50#/-25#	230	920
✓	1	CELERY	1975	1975	✓	4	KALE	1475	5900			Grabits 100/200 ct		
		CABBAGE white			✓	5	LEEKS	750	3750			48/1# Carrot		
		CABBAGE red					CORN					Baby Carrot		
		CILANTRO			✓	1	HERBS <u>Mixed Herbs</u>	725	725	✓	2	<u>Collard Greens</u>	1975	3950
		SPRING MIX 3#					Basil					J. Yel. Onions		
✓	25#	<u>Beets 25#</u>	2075	2075	✓	1	Chives <u>Mixed Dill Seed</u>	875	875	✓	1	<u>Catnip Pate</u>		2400
		LETTUCE					Mint					Potatoes		
✓	5	Green Leaf	1675	8375			Rosemary					10/5 Russet		
✓	4	Red Leaf	1675	6700			Thyme					5/10 Russet		
✓	11	Romaine	1700	18700	✓	1	2QT FLAV. Yogurt	350	350			Cln. Russet		
		SPINACH 2 1/2 #					Apples					Red Potatoes sz		
		EGGPLANT			✓	17	Apples 125ct	275	4675	✓	3	<u>Spaghetti Sq.</u>		600
✓	1	<u>Jurrip</u>	2075	2075			Apples Sliced 100/200			✓	5	YAMS Med Jumbo	1975	9875
		PARSLEY Flat / Curly			✓	1	Oranges 113	1800	1800	✓	3	Jicama		
✓	5	<u>Peanut (with shell)</u>			✓	2	Lemons	180	360	✓	3	<u>Butternut Sq.</u>		600
		GREEN ONIONS					Limes			✓	15	CUCUMBERS 15#		1050
✓	5	RADDISH	750	3750	✓	4	Banana's	8800	35200	✓	3	<u>ACORN Squash</u>		600
		GREEN BEANS					Raspberries					SQUASH		
		ASPARAGUS					Blueberries			✓	1	Med. I.T. Squash		1375
✓	1000	BELL PEPPER Green	1150	11500	✓	6	Blackberries	1200	7200	✓	1	Yellow Squash		2300
		BELL PEPPER Red			✓	1	GRAPES Red	2100	2100	✓	3	Avocado (Ripe)	1075	2700
✓	2	Chili Jalapeno	180	360			GRAPES Lunch Bunch					Avocado (Firm)		
		Chili Tomatillo			✓	1	<u>Dried Fig</u>	3400	3400			Garlic (5#Peeled)		
✓	4	Chili Long Grn/Pasilla			✓	8	Mango's	1200	9600			Garlic (Whole)		
✓	4	<u>Sweet Potato</u>	8300	33200			Nectarines					Garlic Distilled Water	250	
		Alfalfa Sprouts 1#/4oz					Papaya			✓	1	TOMATOES 1X5		2200
		Bean Sprouts					Peach			✓	1	ROMA TOMATOES		
		Cole Slaw (white cabbage)			✓	4	Pear	1200	4800			GRAPE TOMATOES		
		Cabbage Shred Red			✓	3	Pineapple	900	2700			CHERRY TOMATOES		
		Carrot Shred / Coin			✓	4	Plum			✓	5	710z. Veggies		2375
		Carrot Sticks 2/4			✓	4	Strawberry	1600	6400	✓	1	710z. Corn		475
		Celery Sticks 2/4			✓	9	Kiwi	310	2790			MUSHROOMS (sliced)		
		Yel. Onions Sliced/Diced					MELON					Button Mushroom		
		Red Onions Sliced/Diced			✓	14	Cantaloupe	2800	39200			Medium Mushroom		4200
		Tossed Salad / SC			✓	3	Honeydew	1250	3750	✓	20	Portabella Mushroom		
		Shred Lettuce			✓	3	Watermelon #	2100	6300			12/8 oz. Mushroom		
		Cabbage/Romaine Blend												

ORDER FILLED BY 3-pallet DELIV. BY 3-pallet REC'D IN GOOD ORDER BY 3-pallet C.O.D. **TOTAL ▶ 118090** ✓

TERMS: NET CASH. A FINANCE CHARGE OF 1 1/2 % PER MONTH (18% PER YEAR) WILL BE CHARGED ON PAST DUE ACCOUNTS. 2018-11-22 Page 54 of 56

ALL CLAIMS FOR RETURN OF GOODS MUST BE MADE WITHIN 24 HOURS AFTER RECEIPT OF MERCHANDISE. THANK YOU

VALLEY PRODUCE, INC.

P.O. BOX 11664, FRESNO, CALIFORNIA 93774

e-mail: valleypro@comcast.net

Sold to

PHONE (559) 237-3328

FAX (559) 237-5611

Date

No. C 239153

✓	QUAN.	ITEM	PRICE	AMOUNT	✓	QUAN.	ITEM	PRICE	AMOUNT	✓	QUAN.	ITEM	PRICE	AMOUNT
		Broccoli Florets												
X 9		BROCCOLI Crown /18ct		900	X 2		EGGS 15/doz		300	X 1		25# Carrot		450
X 4		CAULIFLOWER (4)		480	X 5		5# Raw Peanuts			X 3		CARROTS (50# / 25#)		225
X 1		CELERY		2300	X 3		KALE		1600 4800			Grabits 100/200 ct		
		CABBAGE white			X 5		LEEEKS		750			48/1# Carrot		
		CABBAGE red			X 1		CORN		2100			Baby Carrot		
		CILANTRO					HERBS			X 1		Pinto Beans #100		
		SPRING MIX 3#					Basil					Beef		20K
X 1		Letus Rode		19K			Chives					J. Yel. Onions		
		LETTUCE					Mint			X 3		Red Onions		
X 5		Green Leaf		179 8750			Rosemary					Chard		16K 6700
X 3		Red Leaf		179 5250			Thyme					Potatoes		
X 18		Romaine		1750 3150	X 1		Paronip		34K			10/5 Russet		
		SPINACH 2 1/2 #			X 6		Apples		2900 17400			5/10 Russet		
		EGGPLANT					Apples					Ctn. Russet		
X 1		Turnip		26K			Apples Sliced 100/200			X 2		Red Potatoes sz		
		PARSLEY Flat / Curly			X 3		Jelly Bellies		1900 5400	X 4		Collard Greens		4500
X 1		White Vniger		3K	X 1		Oranges		1800			YAMS (Med / Jumbo)		2000 8000
		GREEN ONIONS					Lemons					Jicama		
		RADDISH					Limes			X 4		Passa Med Sweet Pot		8000
X 5		GREEN BEANS		1000	X 4		Banana's		2050 8200	X 15		CUCUMBERS 15#		750
		ASPARAGUS					Raspberries			X 2		Butternut Squash		400
							Blueberries			X 2		SQUASH ACORN		400
X 1		BELL PEPPER Green		1800	X 6		Blackberries		170 1020	X 2		Med. I.T. Squash		1500 3000
		BELL PEPPER Red			X 2		GRAPES Red		2450 4900	X 1		Yellow Squash		150
X 2		Chili Jalapeno		180			GRAPES Lunch Bunch			X 3		Avocado (Ripe)		450
		Chili Tomatillo			X 2		Quartz Yogurt		750			Avocado (Firm)		
		Chili Long Grn/Pasilla			X 8		Mango's		1200 9600			Garlic (5# Peeled)		
X 2		Peanut Butter		2350			Nectarines					Garlic (Whole)		
		Alfalfa Sprouts 1#/4oz			X 2		Papaya		22K 4550	X 1		Raisins		600
		Bean Sprouts					Peach			X 1		TOMATOES		2100
		Cole Slaw(white cabbage)			X 3		Pear		2700 8100			ROMA TOMATOES		
		Cabbage Shred Red			X 3		Pineapple		900			GRAPE TOMATOES		
		Carrot Shred / Coin					Plum					CHERRY TOMATOES		
		Carrot Sticks 2/4			X 4		Strawberry		1600	X 5		Froz. Veggies		23K
		Celery Sticks 2/4			X 8		Kiwi		800	X 1		Distilled Water		2K
		Yel. Onions Sliced/Diced					MELON					MUSHROOMS (sliced)		
		Red Onions Sliced/Diced			X 13		Cantaloupe		1950			Button Mushroom		
		Tossed Salad / SC			X 4		Honeydew		1000	X 10		Medium Mushroom		2050
		Shred Lettuce			X 14		Watermelon #		2800			Portabella Mushroom		
		Cabbage/Romaine Blend										12/8 oz. Mushroom		

ORDER FILLED BY

DELIV. BY

REC'D IN GOOD ORDER BY

TOTAL

THANK YOU

TERMS: NET CASH - A FINANCE CHARGE OF 1 1/2 % PER MONTH (100 DAYS) CHARGED ON PAST DUE ACCOUNTS. ALL CLAIMS FOR RETURN OF GOODS MUST BE MADE WITHIN 24 HOURS AFTER RECEIPT OF MERCHANDISE.

203-07

2016-11 Page56 of 66

by Robert Stewart-Clark



ENERGY STATEMENT

www.pge.com/MyEnergy

Account No: 7044237853-8
Statement Date: 11/03/2016
Due Date: 11/21/2016

Service For:

FRESNO'S CHAFFEE ZOO CORPORATION
890 W BELMONT AVE
FRESNO, CA 93728

Your Account Summary

Amount Due on Previous Statement	\$6,922.15
Payment(s) Received Since Last Statement	-6,922.15
Previous Unpaid Balance	\$0.00
Current Electric Charges	\$7,176.30

Questions about your bill?

24 hours, 7 days/wk 1-800-468-4743
Business Specialist available:
Mon-Sat: 7am to 9pm
www.pge.com/MyEnergy

Local Office Address

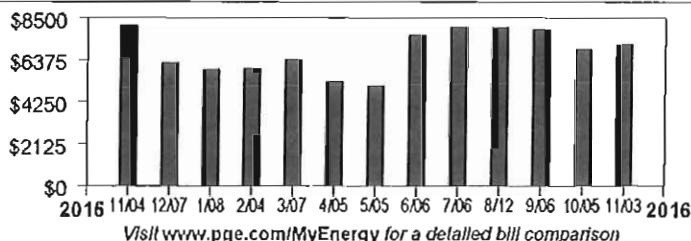
705 P ST
FRESNO, CA 93721

Total Amount Due by 11/21/2016

\$7,176.30

Electric Monthly Billing History

Daily Usage Comparison



1 Year Ago Period	Last Period	Current Period
1567.03	1040.44	1282.45
Electric kWh / Day		



Please return this portion with your payment. No staples or paper clips. Do not fold. Thank you.

99907044237853800007176300000717630



Account Number: 7044237853-8
Due Date: 11/21/2016

Total Amount Due: \$7,176.30

Amount Enclosed: \$

865790029117 01 AV 0.373 149 8055 3
FRESNO'S CHAFFEE ZOO CORPORATION
894 W BELMONT AVE
FRESNO, CA 93728-2807

PG&E
BOX 997300
SACRAMENTO, CA 95899-7300



ENERGY STATEMENT

www.pge.com/MyEnergy

Account No: 7044237853-8
Statement Date: 11/03/2016
Due Date: 11/21/2016

Details of Electric Charges

10/05/2016 - 11/02/2016 (29 billing days)

Service For: 890 W BELMONT AVE
Service Agreement ID: 7044237158

10/05/2016 – 11/02/2016

Rate Schedule: NEMEXPM Net Energy Metering Service

Net Charges	\$7,092.76
Energy Commission Tax	83.54

Total Electric Charges	\$7,176.30
-------------------------------	-------------------

Service Information

Meter #	1004578075
Total Usage	37,191.000000 kWh
Serial	L
Rotating Outage Block	8H





ENERGY STATEMENT

www.pge.com/MyEnergy

Account No: 1934497681-6
Statement Date: 11/03/2016
Due Date: 11/21/2016

Service For:

FRESNO'S CHAFFEE ZOO CORPORATION
894 W BELMONT AVE
FRESNO, CA 93728

Your Account Summary

Amount Due on Previous Statement	\$965.86
Payment(s) Received Since Last Statement	-965.86
Previous Unpaid Balance	\$0.00
Current Gas Charges	\$4,042.02

Questions about your bill?

24 hours, 7 days/wk 1-800-468-4743
Business Specialist available:
Mon-Sat: 7am to 9pm
www.pge.com/MyEnergy

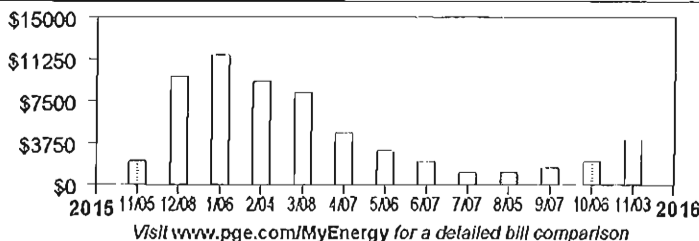
Total Amount Due by 11/21/2016 \$4,042.02

Local Office Address

705 P ST
FRESNO, CA 93721

Gas Monthly Billing History

Daily Usage Comparison



1 Year Ago	Last Period	Current Period
87.58	63.82	128.93
Gas Therms / Day		

Please return this portion with your payment. No staples or paper clips. Do not fold. Thank you.

99901934497681600004042020000404202



Account Number:	Due Date:	Total Amount Due:	Amount Enclosed:
1934497681-6	11/21/2016	\$4,042.02	\$

865790029116 01 AV 0.373 149 8054 3



FRESNO'S CHAFFEE ZOO CORPORATION
894 W BELMONT AVE
FRESNO, CA 93728-2807

PG&E
BOX 997300
SACRAMENTO, CA 95899-7300





ENERGY STATEMENT

www.pge.com/MyEnergy

Account No: 1934497681-6
Statement Date: 11/03/2016
Due Date: 11/21/2016

Details of Gas Charges

10/07/2016 - 11/03/2016 (28 billing days)

Service For: 894 W BELMONT AVE

Service Agreement ID: 1934497465

Rate Schedule: GNR1 Gas Service to Small Commercial Customers

10/07/2016 – 10/31/2016

Customer Charge	25 days @ \$2.14936	\$53.73
Gas Charges		
First 4,000 Therms/month	3,223.214286 Therms @ \$1.02781	3,312.85
Gas PPP Surcharge (\$0.04371/Therm)		140.89
Fresno Recovery Fee		33.67

11/01/2016 – 11/03/2016

Customer Charge	3 days @ \$2.14936	\$6.45
Gas Charges		
First 4,000 Therms/month	386.785714 Therms @ \$1.22220	472.73
Gas PPP Surcharge (\$0.04371/Therm)		16.91
Fresno Recovery Fee		4.79

Total Gas Charges **\$4,042.02** ✓

Service Information

Meter #	61202044
Current Meter Reading	70,793
Prior Meter Reading	68,160
Difference	2,633
Multiplier	1.371013
Total Usage	3,610.000000 Therms
Serial	L

Gas Procurement Costs (\$/Therm)

10/07/2016 - 10/31/2016	\$0.36983
11/01/2016 - 11/03/2016	\$0.44248

Additional Messages

Customer Charge To help deliver safe, reliable and affordable gas service to your business, PG&E charges a customer fee which is based on your highest average daily gas usage within the past 12 months. For the billing period ending on 01/06/2016, your highest average daily gas usage was 521.5 therms.





ENERGY STATEMENT

www.pge.com/MyEnergy

Account No: 5915064925-5
Statement Date: 11/03/2016
Due Date: 11/21/2016

Service For:

FRESNO'S CHAFFEE ZOO CORPORATION
894 W BELMONT AVE
FRESNO, CA 93728

Your Account Summary

Amount Due on Previous Statement	\$44,699.83
Payment(s) Received Since Last Statement	-44,699.83
Previous Unpaid Balance	\$0.00
Current Electric Charges	\$37,649.34

Questions about your bill?

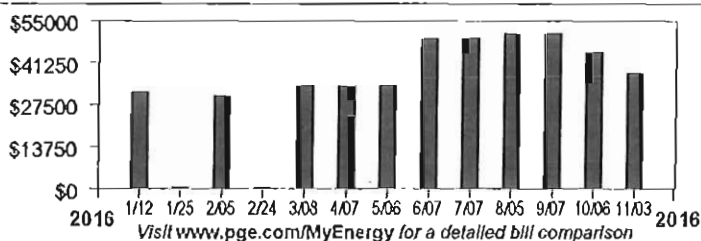
24 hours, 7 days/wk 1-800-468-4743
Business Specialist available:
Mon-Sat: 7am to 9pm
www.pge.com/MyEnergy

Total Amount Due by 11/21/2016 \$37,649.34 ✓

Local Office Address

705 P ST
FRESNO, CA 93721

Electric Monthly Billing History



Please return this portion with your payment. No staples or paper clips. Do not fold. Thank you.

99905915064925500037649340003764934



Account Number:	Due Date:	Total Amount Due:	Amount Enclosed:
5915064925-5	11/21/2016	\$37,649.34	\$

865790029115 01 AV 0.373 149 8053 3



FRESNO'S CHAFFEE ZOO CORPORATION
894 W BELMONT AVE
FRESNO, CA 93728-2807

PG&E
BOX 997300
SACRAMENTO, CA 95899-7300



ENERGY STATEMENT

www.pge.com/MyEnergy

Account No: 5915064925-5
Statement Date: 11/03/2016
Due Date: 11/21/2016

Details of Electric Charges

10/14/2016 - 11/02/2016 (20 billing days)

Service For: 894 W BELMONT AVE
Service Agreement ID: 5915064187
Rate Schedule: E19P Medium General Demand-Metered TOU Service

10/14/2016 - 10/31/2016

Customer Charge	18 days @ \$32.85421	\$591.38
Demand Charge ¹		
Max Peak	460.800000 kW @ \$16.67000	4,608.92
Max Part Peak	456.000000 kW @ \$4.56000	1,247.62
Max Demand	480.000000 kW @ \$13.26000	3,818.88
Energy Charges		
Peak	31,570.800000 kWh @ \$0.14140	4,464.11
Part Peak	34,332.000000 kWh @ \$0.10344	3,551.30
Off Peak	98,923.200000 kWh @ \$0.07903	7,817.90
Power Factor Adjustment (@ 93.00% Power Factor)		-65.93
Energy Commission Tax		47.80

11/01/2016 - 11/02/2016

Customer Charge	2 days @ \$32.85421	\$65.71
Demand Charge ¹		
Max Part Peak	446.400000 kW @ \$0.15000	4.46
Max Demand	460.800000 kW @ \$13.26000	407.35
Energy Charges		
Part Peak	10,135.200000 kWh @ \$0.09831	996.39
Off Peak	7,990.800000 kWh @ \$0.08506	679.70
Power Factor Adjustment (@ 94.00% Power Factor)		-8.16
Energy Commission Tax		5.26

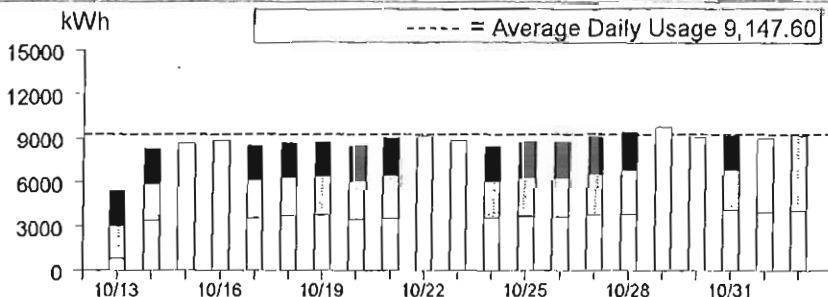
Total Electric Charges \$28,232.69

¹ Demand charges are prorated for the number of days in each rate period

Service Information

Meter #	1010078518
Total Usage	182,952.000000 kWh
Meter #	1010078518
Reactive Power	71,938.800000 kVar
Serial	L
Rotating Outage Block	8H

Electric Usage This Period: 182,952.000000 kWh, 20 billing days



	Usage	Energy Charges
■ Peak ¹	17.25%	\$4,464.11
□ Part Peak ²	24.32%	\$4,547.69
▒ Off Peak ³	58.43%	\$8,497.60

¹Peak: 5/1-10/31 12:00pm-6:00pm, M-F (except Holidays);
²Part Peak: 5/1-10/31 8:30am-12:00pm, 6:00pm-9:30pm, M-F (except Holidays); 11/1-4/30 8:30am-9:30pm, M-F (except Holidays);
³Off Peak: Year Round 9:30pm - 8:30am, M-F (except Holidays); Sat-Sun; Holidays



Visit www.pge.com/MyEnergy for a detailed bill comparison.

2016-11 Page63 of 66

Page 3 of 4

Printed on recycled paper.

Form 610622 8 13



ENERGY STATEMENT

www.pge.com/MyEnergy

ACCOUNT NO. 5915064925-5
Statement Date: 11/03/2016
Due Date: 11/21/2016

Details of Electric Charges

10/07/2016 - 10/13/2016 (7 billing days)

Service For: 894 W BELMONT AVE

Service Agreement ID: 5915064969 CLOSED

Rate Schedule: E19P Medium General Demand-Metered TOU Service

10/07/2016 - 10/13/2016

Customer Charge	7 days @ \$32.85421	\$229.98
Demand Charge ¹		
Max Peak	456.000000 kW @ \$16.67000	1,773.69
Max Part Peak	432.000000 kW @ \$4.56000	459.65
Max Demand	504.000000 kW @ \$13.26000	1,559.38
Energy Charges		
Peak	10,800.000000 kWh @ \$0.14140	1,527.12
Part Peak	10,800.000000 kWh @ \$0.10344	1,117.15
Off Peak	34,800.000000 kWh @ \$0.07903	2,750.24
Power Factor Adjustment (@ 91.00% Power Factor)		-16.92
Energy Commission Tax		16.36

Total Electric Charges \$9,416.65

¹ Demand charges are prorated for the number of days in each rate period

Service Information

Meter #	1009974683
Current Meter Reading	3,453
Prior Meter Reading	3,406
Difference	47
Meter Constant	1,200.000000
Total Usage	56,400.000000 kWh

Meter #	1009974683
Current Meter Reading	1,534
Prior Meter Reading	1,512
Difference	22
Meter Constant	1,200.000000
Reactive Power	26,400.000000 kVar

Serial	L
Rotating Outage Block	8H



ENERGY STATEMENT

www.pge.com/MyEnergy

Account No: 2664600004-7
Statement Date: 11/20/2016
Due Date: 12/07/2016

Service For:

FRESNO'S CHAFFEE ZOO CORPORATION
890 W BELMONT AVE
FRESNO, CA 93728

Your Account Summary

Amount Due on Previous Statement	\$148.85
Payment(s) Received Since Last Statement	-148.85
Previous Unpaid Balance	\$0.00
Current Gas Charges	\$1,023.80

Total Amount Due by 12/07/2016

\$1,023.80

Questions about your bill?

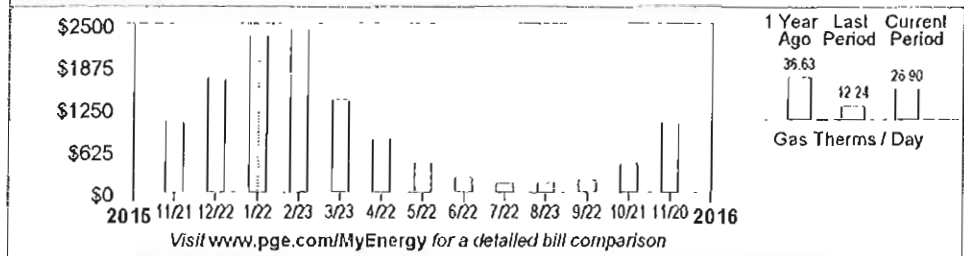
24 hours, 7 days/wk 1-800-468-4743
Business Specialist available:
Mon-Sat: 7am to 9pm
www.pge.com/MyEnergy

Local Office Address

705 P ST
FRESNO, CA 93721

Gas Monthly Billing History

Daily Usage Comparison





ENERGY STATEMENT

www.pge.com/MyEnergy

Account No: 2664600004-7
Statement Date: 11/20/2016
Due Date: 12/07/2016

Details of Gas Charges

10/21/2016 - 11/19/2016 (30 billing days)

Service For: 890 W BELMONT AVE

Service Agreement ID: 2664600103 ZOO RAIN FOREST WATER HEATER

Rate Schedule: GNR1 Gas Service to Small Commercial Customers

10/21/2016 - 10/31/2016

Customer Charge	11 days @ \$1.66489	\$18.31
Gas Charges		
First 4,000 Therms/month	295.900000 Therms @ \$1.02781	304.13
Gas PPP Surcharge (\$0.04371/Therm)		12.94
Fresno Recovery Fee		3.22

11/01/2016 - 11/19/2016

Customer Charge	19 days @ \$1.66489	\$31.63
Gas Charges		
First 4,000 Therms/month	511.100000 Therms @ \$1.22220	624.67
Gas PPP Surcharge (\$0.04371/Therm)		22.34
Fresno Recovery Fee		6.56

Total Gas Charges

\$1,023.80

Service Information

Meter #	44771232
Current Meter Reading	19,602
Prior Meter Reading	18,823
Difference	779
Multiplier	1.036305
Total Usage	807.000000 Therms
Serial	Y

Gas Procurement Costs (\$/Therm)

10/21/2016 - 10/31/2016	\$0.36983
11/01/2016 - 11/19/2016	\$0.44248

Additional Messages

Customer Charge To help deliver safe, reliable and affordable gas service to your business, PG&E charges a customer fee which is based on your highest average daily gas usage within the past 12 months. For the billing period ending on 01/21/2016, your highest average daily gas usage was 72.0 therms.

Gas Usage This Period: 807.000000 Therms, 30 billing days

