



Fresno Chaffee Zoo • 894 West Belmont Avenue • Fresno, California 93728
 Phone (559) 498-5910 • Fax (559) 264-9226

Disbursement Claim for Measure Z Funds

Disbursement Claim #: 2014-1C

Claim Submission Date: 3/6/2014

Request Details

Invoice Date or Date Range (if multiple invoices)	Project	Budget line item	General Ledger Account No. and Description	Amount Requested
1/1 – 2/28/14	Children’s Play Area	Architect	1-1601-00	3/ 57,430.36 ✓
1/1 – 2/28/14	Africa	Architect	1-1601-00	3/ 114,961.58 ✓
1/1 – 2/28/14	Africa	Construction	1-1602-00	4/ 254,002.00 ✓
1/1 – 2/28/14	Utilities	Utilities	1-1700-00	4/ 328,768.69 ✓
			Wire Fee	\$ 10.00
			Subtotal	\$ 755,172.63
		Less Bank Fees		\$ (10.00)
			TOTAL AMOUNT REQUESTED	↓ 755,162.63 ✓

Fresno's Chaffee Zoo Corporation General Ledger Report January - February 2014

Date	Trans.	Journal	Reference	Debit Amount	Credit Amount	Balance	Project Desc.
1-1601-00							
Account: 1-1601-00 (Construction in Progress-Architect)							
1/1/2014			<i>Account Beginning Balance</i>			\$3,729,652.22	
1/9/2014			City of Fresno-One-Time Check-84023	\$571.42 (A)			Children's Play Area
1/23/2014	55,625.00	+	AON Risk Insurance Services We-Builders R	\$49,165.00			Africa Exhibit
1/23/2014	213.94	+	REVERSE-ADJ-AON Risk Insurance Serv		\$49,165.00		Africa Exhibit
2/2/2014	1,020.00	+	Alan Mok Engineering-Relocation of old zoo c	5/ \$7,425.00 (B)			Africa Exhibit
2/2/2014	004	+	Tree DoctoRx & Cobb's Tree Car-Africa tree c	\$120.00 (B)			Africa Exhibit
2/2/2014		+	Tree DoctoRx & Cobb's Tree Car-Africa tree c	\$120.00 (B)			Africa Exhibit
2/17/2014	57,430.36 (A)	2/	Robert Boro Landscape Architec-Childrens P	6/ \$55,625.00 (A)			Children's Play Area
2/21/2014	8781-3		The Portico Group-Africa	7/ \$96,799.82 (B)			Africa Exhibit
2/25/2014	8781-248		BSK Associates-Pond Sampling	9/ \$2,536.76 (B)			Africa Exhibit
2/25/2014	8781-286	7,425.00 +	JRForrest & Associates-City Fees - Africa Dev	\$35.40			Africa Exhibit
2/25/2014	8781-288	120.00 +	JRForrest & Associates-City Fees - Africa Dev	\$214.00			Children's Play Area
2/25/2014	8800-70	120.00 +	ADJ-Tree DoctoRx & Cobb's Tree Car-Arbor	\$240.00 (B)			Africa Exhibit
2/25/2014	8800-251	96,799.82 +	ADJ-JRForrest & Associates-City Fees - Afri	\$213.94 (A)			Children's Play Area
2/25/2014	8800-250	2,536.76 +	REVERSE-ADJ-JRForrest & Associates-City 1		\$35.40		Africa Exhibit
2/25/2014	8800-252	2,536.76 +	REVERSE-ADJ-JRForrest & Associates-City 1		\$214.00		Children's Play Area
2/26/2014	8781-296	240.00 +	Alan Mok Engineering-Temporary Parking Lo	\$495.00 (B)			Africa Exhibit
2/26/2014	8781-354	495.00 +	JRForrest & Associates-Water Play Area	10/ \$1,020.00 (A)			Children's Play Area
2/26/2014	8781-364	7,225.00 +	JRForrest & Associates-Africa Project	11/ \$7,225.00 (B)			Africa Exhibit
		008	<i>Account Subtotals</i>	\$221,806.34	\$49,414.40		
		114,961.58 (B)	<i>Account Net Change</i>			\$172,391.94	
2/28/2014			<i>Account Ending Balance</i>			\$3,902,044.16	


1-1602-00							
Account: 1-1602-00 (Construction in Progress-Construction)							
1/1/2014			<i>Account Beginning Balance</i>			\$67,432.78	
1/23/2014	8750-7	Accounts Payable	ADJ-AON Risk Insurance Services We-Buil	\$49,165.00			Africa Exhibit
2/7/2014	8750-17	Accounts Payable	AON Risk Insurance S-8100000214626		\$49,165.00		Africa Exhibit
2/7/2014	8750-21	Accounts Payable	AON Risk Insurance Services We-New-Build	12/ \$49,130.00			Africa Exhibit
2/10/2014	8750-153	Accounts Payable	City of Fresno-Africa	14/ \$187,113.73			Africa Exhibit
2/10/2014	8750-167	Accounts Payable	City of Fresno-Africa	33/ \$6,510.88			Africa Exhibit
2/25/2014	8781-254	Accounts Payable	Leon Enviromental Services-Abestos Test - Le	\$425.00			Africa Exhibit
2/25/2014	8781-258	Accounts Payable	Leon Enviromental Services-Abestos Test - Ai	\$375.00			Africa Exhibit
2/25/2014	8781-260	Accounts Payable	Tree DoctoRx & Cobb's Tree Car-Arboricult	\$240.00			Africa Exhibit
2/25/2014	8781-262	Accounts Payable	Robert Boro Landscape Architec-Irrigation Im	34/ \$3,000.00			Africa Exhibit
2/25/2014	8781-264	Accounts Payable	Collins Electrical Company Inc-Re-Route Pow	35/ \$3,332.00			Africa Exhibit
2/25/2014	8800-73	Accounts Payable	REVERSE-ADJ-Tree DoctoRx & Cobb's Tree		\$240.00		Africa Exhibit
2/25/2014	8800-247	Accounts Payable	ADJ-JRForrest & Associates-City Fees - Afri	\$35.39			Africa Exhibit

Fresno's Chaffee Zoo Corporation

General Ledger Report

January - February 2014

Date	Trans.	Journal	Reference	Debit Amount	Credit Amount	Balance	Project Desc.
Account: 1-1602-00 (Construction in Progress-Construction)							
2/26/2014	8781-290	Accounts Payable	Construction Inspection Serv-City of Fresno	36/ \$4,080.00			Africa Exhibit
			<i>Account Subtotals</i>	\$303,407.00	\$49,405.00		
2/28/2014			<i>Account Net Change</i>			↓ \$254,002.00	2/
2/28/2014			<i>Account Ending Balance</i>			\$321,434.78	
1-1603-17							
Account: 1-1603-17 (Utilities - Capital Utilities)							
1/1/2014			<i>Account Beginning Balance</i>			\$935,537.88	
1/10/2014	8660-144	Accounts Payable	ModSpace-Modular Space Rental	\$358.27			Capital Utilities
2/21/2014	8781-5	Accounts Payable	Harris Construction Co., Inc.-Utilities Project f	37/ \$321,632.68			Capital Utilities
2/24/2014	8781-110	Accounts Payable	ModSpace-Modular Space Rental	\$358.27			Capital Utilities
2/25/2014	8781-282	Accounts Payable	Collins Electrical Company Inc-Fiber Optic P	47/ \$1,756.00			Capital Utilities
2/25/2014	8781-289	Accounts Payable	JRForrest & Associates-City Fees - Africa Dev	\$112.25			Capital Utilities
2/25/2014	8800-253	Accounts Payable	ADJ-JRForrest & Associates-City Fees - Afri	\$112.22			Capital Utilities
2/25/2014	8800-254	Accounts Payable	REVERSE-ADJ-JRForrest & Associates-City		\$112.25		Capital Utilities
2/26/2014	8781-294	Accounts Payable	Alan Mok Engineering-Relocation of Water M	48/ \$2,341.25			Capital Utilities
2/26/2014	8781-362	Accounts Payable	JRForrest & Associates-Utilities Project	49/ \$2,210.00			Capital Utilities
			<i>Account Subtotals</i>	\$328,880.94	\$112.25		
2/28/2014			<i>Account Net Change</i>			↓ \$328,768.69	2/
2/28/2014			<i>Account Ending Balance</i>			\$1,264,306.57	
1/1/2014					<i>Grand Total Beginning Balance</i>	\$4,732,622.88	
2/28/2014					<i>Grand Total Net Change</i>	\$755,162.63	
2/28/2014					<i>Grand Total Ending Balance</i>	\$5,487,785.51	



SBE, UDBE

Alan Mok, PE, PLS, LEED AP, OSD
Principal Engineer

Frederick W. Wong, PE
Senior Project Manager

Edward H. Wong, PE
Senior Project Manager

Chad R. Gray, PLS
Lead Designer

INVOICE #1200

January 1, 2014

AME File No. 213-0224

Mr. Jon Wheless
Fresno Chaffee Zoo
894 W. Belmont Avenue
Fresno, CA 93728

Project: ^{old} Relocation of the Zoo Administration Building

Work Performed: Preparation of construction documents.

Fee Amount	\$9,900.00
Percent Complete	75%
Billed to Date	\$7,425.00
Previously Billed	\$0.00

Total Fees Due \$7,425.00 3/

Africa

Sanborn

di per w

1/24/14

1-1601-00-0141

ROBERT BORO

REGISTERED PROFESSIONAL ARCHITECTS AND ENGINEERS

Scott Burton, Director
 Fresno Chaffee Zoo
 C/O Jon Wheless
 894 West Belmont
 Fresno, California 93728

Fresno Chaffee Zoo
 Children's Water Play Area

REVISED STATEMENT - February 6, 2014 -- Progress Billing

70% Complete Plans

Landscape Architect	\$ 19,600.00	←
(70% x \$28,000.00)		
Civil Engineer	\$ 11,130.00	
(70% x \$15,900.00)		
Structural Engineer	\$ 14,700.00	
(70% x \$21,000.00)		
Electrical Engineer	\$ 12,250.00	
(70% x \$17,500.00)		
Mechanical Engineer	\$ 9,800.00	
(70% x \$14,000.00)		
 SUBTOTAL AMOUNT	\$ 67,480.00	
LESS PREVIOUS PAYMENT	\$ 11,855.00	✓
TOTAL AMOUNT DUE	\$ 55,625.00	3/

OK Jon W.
 2.6.14
 Water Play Area
 Scott Burton

Invoice

THE
PORTICO
GROUP



Moss

January 31, 2014
Project No: 110050.00
Invoice No: 000027

Fresno's Chaffee Zoo Corporation
894 W. Belmont Avenue
Fresno, CA 93728

Project 110050.00 FRESNO AFRICA
Professional Services from January 01, 2014 to January 31, 2014
Fee

Billing Phase	Fee	Percent Complete	Earned
Concept / Schematic Design	656,757.00	100.00	656,757.00
Design Development	835,940.40	100.00	835,940.40
Construction Documents	1,577,794.50	100.00	1,577,794.50
Permitting / Negotiations	73,947.00	100.00	73,947.00
Construction Administration	936,861.90	26.80	241,666.19
Add Service - Watercolor Rendering	2,500.00	100.00	2,500.00
Add Service - Animation	1,100.00	100.00	1,100.00
CD for Warthog/Bat-eared Fox	179,500.00	30.00	53,850.00
Permit Corr for Warthog/Bat-eared Fox	16,500.00	0.00	0.00
Revise Kopje Lodge floor slab	38,300.00	50.00	19,150.00
Cheetah glass viewing structure	15,700.00	80.00	12,560.00
Total Fee	4,334,690.80		3,476,255.09

Previous Fee Billing 3,378,455.27 ✓
Current Fee Billing **96,799.82**
Total Fee

96,799.82
Total this Invoice \$96,799.82 3/

1-1601-00-0141

Sam B...



REMIT TO:
 550 West Locust Avenue
 Fresno, CA 93650
 P 559.497.2000
 F 559.497.2068
 bskassociates.com

INVOICE

Jon Wheless
 JR Forrest & Associates
 5339 North McCall Avenue
 Clovis, CA 93619

January 31, 2014
 Project No: E1304401F
 Invoice No: 0069346

Project E1304401F Roeding Park Pond Sampling
Professional Services from January 01, 2014 to January 31, 2014

Phase 002 Pond Water Sampling 1-16-01-00 0141
 Task 001 Sampling
 Professional Personnel

		Hours	Rate	Amount	
Project Management					
Senior Professional					
Willbanks, Noelle	1/8/2014	.50	165.00	82.50	
Willbanks, Noelle	1/9/2014	.50	165.00	82.50	
Willbanks, Noelle	1/10/2014	.50	165.00	82.50	
Report Preparation					
Clerical					
Thomas, Melante	1/22/2014	1.00	62.00	62.00	
Sampling					
Staff Professional					
Grijalva, Julian	1/8/2014	5.00	118.00	590.00	
Totals		7.50		899.50	
Total Labor					899.50
Unit Billing					
Copper 3050 ICPMS					
1/16/2014		2.0 Each @	40.00	80.00	
Copper CA DW ICPMS					
1/16/2014		5.0 Each @	32.50	162.50	
Copper CA DW ICPMS Dissolved					
1/16/2014		5.0 Each @	32.50	162.50	
Copper STLC ICPMS					
1/16/2014		2.0 Each @	27.50	55.00	
STLC Extraction					
1/16/2014		2.0 Each @	92.13	184.26	
Vehicle/Truck Charge					
1/8/2014		0.5 Days @	100.00	50.00	
		1.0 times		694.26	
Total Units					694.26

All charges are due and payable in full upon receipt and are considered delinquent sixty (60) days from date of invoice. Please make checks payable to BSK Associates and include the invoice number on your check.

Project	E1304401F	Roeding Park Pond Sampling	Invoice	0069346
---------	-----------	----------------------------	---------	---------

Total this Task **⬇️ \$1,593.76**

Task 003 Reporting
Professional Personnel

		Hours	Rate	Amount
Report Preparation				
Staff Professional				
Grijalva, Julian	1/20/2014	1.00	118.00	118.00
Grijalva, Julian	1/21/2014	2.25	118.00	265.50
Grijalva, Julian	1/22/2014	.50	118.00	59.00
Technician				
Searles, Sean	1/20/2014	1.00	88.00	88.00
Report Review				
Senior Professional				
Hutson, Matthew	1/21/2014	1.50	165.00	247.50
Willbanks, Noelle	1/20/2014	1.00	165.00	165.00
Totals		7.25		⬇️ 943.00
Total Labor				943.00

Total this Task **\$943.00**

Total this Phase **\$2,536.76**

Total this Invoice **⬇️ \$2,536.76** 3/

*OK for
2.14.14*

A. R. Roca

S-B-C

All charges are due and payable in full upon receipt and are considered delinquent sixty (60) days from date of invoice. Please make checks payable to BSK Associates and include the invoice number on your check. Page 2



5339 N McCall
Clovis, CA 93619

INVOICE

Date	Invoice #
2/13/2014	201383

PROJECT: Water Play Area
BILL TO: Fresno Chaffee Zoo
Scott Barton
894 West Belmont Ave.
Fresno, CA 93728

Project No.	Terms
	Net 15

Description	Hours	Rate	Amount
Project Management on the Water Play Area for the month of January 2014	12	85.00	1,020.00

Customer Message

Payment Due This Period
\$1,020.00 3/

1-1601-00-0133

Scott Barton



5339 N McCall
Clovis, CA 93619

INVOICE

Date	Invoice #
2/13/2014	201380

PROJECT: Africa
BILL TO: FCZ
Scott Barton
894 West Belmont Ave.
Fresno, CA 93728

Project No.	Terms
	Net 15

Description	Hours	Rate	Amount
Project Management Services for the Africa Project for the month of January 2014	85	85.00	7,225.00 ^{LS}

Customer Message

Payment Due This Period

\$7,225.00 ^{3/}

1-1601-00-0141

Scott Barton

Fresno's Chaffee Zoo Corp.

Invoice No. 8100000214627

Fresno's Chaffee Zoo Corp.
 Attn: Brian Goldman
 894 W. Belmont Ave.
 Fresno CA 93728-2807 USA

Aon Risk Insurance Services West, Inc.
 Fresno CA Office
 5260 North Palm Avenue
 Suite 400
 Fresno CA 93704
 (659) 449-7200 FAX (659) 439-0883

Client Account No.	Invoice Date	Currency	Account Executive
670000025762	Feb-04-2014	US DOLLAR	Joanne Moore

Insurance Co.	Policy No. / Named Insured	Policy Term	Trans. Eff. Date	Description	Amount
The Hanover Insurance Co	IHFA19180800 Fresno's Chaffee Zoo Corp.	Jan-01-2014 - May-01-2016	Jan-01-2014	New - Builders Risk Coverage Premium	49,130.00
Comments: Builders Risk for African Adventure					
TOTAL INVOICE AMOUNT DUE					49,130.00 3/

**TO AVOID POTENTIAL DISRUPTION IN YOUR COVERAGE, PAYMENT IS DUE UPON RECEIPT.
 Please Make Payable to Aon Risk Services.**

Please see reverse side for statement regarding Aon compensation.

Page 1 of 2

Please detach here. Top portion is for your records, bottom portion to be returned with your payment.



Fresno's Chaffee Zoo Corp.

Invoice No. 8100000214627

Please see reverse side for statement regarding Aon compensation.

Page 2 of 2

Please detach here. Top portion is for your records, bottom portion to be returned with your payment.

Client Account No.	Invoice No.	Invoice Date	Currency	Amount Due
570000025762	8100000214627	Feb-04-2014	US DOLLAR	49,130.00 12/

Wire/ACH Remit to:

Wells Fargo Bank
420 Montgomery Street
San Francisco CA 94104

ABA No: 121000248
Swift No: WFB1US0S
Account Name: AFS, Inc.
Account No: 4121612321

Please Reference your Client Account No. & Invoice No. being paid

Overnight Remit to:

Aon Risk Services, Inc.
C/O Wells Fargo Bank
3440 Flair Drive
El Monte CA 91731

Reference: PO Box 848832
Phone No: 800-289-3557

City of Fresno Invoices

13-000002725	15/	\$65,023.00
13-000002726	16/	\$1,977.92
13-000002727	17/	\$579.83
13-000002728	18/	\$1,284.19
13-000002729	19/	\$2,080.68
13-000002730	20/	\$7,702.79
13-000002731	21/	\$21.00
13-000002732	22/	\$2,469.81
13-000002733	23/	\$36.54
13-000002734	24/	\$6,809.19
13-000002735	25/	\$29,959.24
13-000002736	26/	\$16,717.32
13-000002737	27/	\$37,472.26
13-000002738	28/	\$12,261.78
13-000002739	29/	\$774.25
13-000002740	30/	\$1,055.53
13-000002741	31/	\$918.55
13-000002742	32/	\$5.25
Invoice total		\$187,149.13
City of Fresno		\$187,113.73
JRForest		<u>\$35.40</u>
Payment total		\$187,149.13

PREPARED 2/10/14, 14:11:36
City of Fresno

PAYMENTS DUE RECEIPT
PROGRAM BP820L

APPLICATION NUMBER: 13-00002725 894 W BELMONT AVE
FEE DESCRIPTION AMOUNT DUE

BUILDING STANDARDS ADMIN	208.00
CW FIRE FAC IMP FEE C/I	2636.55
*WATER TGM BOND DEBT	1520.40
RG STR IMP FEE LIT IND	3667.88
MICROFILM/SCANNING FEES	1872.00
WASTE DIVERSION FEE	17.70
SEISMIC FEE COMMERCIAL	1092.00
STREET TREE PLAN REVIEW	56.00
STREET TREE INSPECTION	870.00
TIME AND MATERIALS	9400.00
*TRAFFIC SIGNAL	33879.28
WORKERSCOMP	10.70
*WATER METER	2375.00
CW POLICE FAC IMP FEE C/I	7417.49
TOTAL DUE	⌘ 65023.00 14/

Please present this receipt to the cashier with full payment.

PREPARED 2/10/14, 15:20:03
 City of Fresno

PAYMENTS DUE RECEIPT
 PROGRAM BP820L

 APPLICATION NUMBER: 13-00002726 894 W BELMONT AVE
 FEE DESCRIPTION AMOUNT DUE

BUILDING STANDARDS ADMIN	9.00
CW FIRE FAC IMP FEE C/I	101.85
*WATER TGM BOND DEBT	58.73
RG STR IMP FEE LIT IND	141.69
WASTE DIVERSION FEE	17.70
SEISMIC FEE COMMERCIAL	43.05
*TRAFFIC SIGNAL	1319.36
CW POLICE FAC IMP FEE C/I	286.54
TOTAL DUE	1977.92 14/

Please present this receipt to the cashier with full payment.

PREPARED 2/10/14, 9:53:38
 City of Fresno

PAYMENTS DUE RECEIPT
 PROGRAM BP820L

 APPLICATION NUMBER: 13-00002727 894 W BELMONT AVE
 FEE DESCRIPTION AMOUNT DUE

BUILDING STANDARDS ADMIN	4.00
CW FIRE FAC IMP FEE C/I	30.75
*WATER TGM BOND DEBT	17.74
RG STR IMP FEE LIT IND	42.87
SEISMIC FEE COMMERCIAL	21.00
*TRAFFIC SIGNAL	376.96
CW POLICE FAC IMP FEE C/I	86.51
TOTAL DUE	↓579.83 14/

Please present this receipt to the cashier with full payment.

PREPARED 2/10/14, 9:53:31
City of Fresno

PAYMENTS DUE RECEIPT
PROGRAM BP820L

APPLICATION NUMBER: 13-00002728 894 W BELMONT AVE
FEE DESCRIPTION AMOUNT DUE

BUILDING STANDARDS ADMIN	8.00
CW FIRE FAC IMP FEE C/I	66.75
*WATER TGM BOND DEBT	38.49
RG STR IMP FEE LIT IND	93.00
SEISMIC FEE COMMERCIAL	42.00
*TRAFFIC SIGNAL	848.16
CW POLICE FAC IMP FEE C/I	187.79
TOTAL DUE	1284.19 14/

Please present this receipt to the cashier with full payment.

PREPARED 2/10/14, 9:53:23
City of Fresno

PAYMENTS DUE RECEIPT
PROGRAM BP820L

APPLICATION NUMBER: 13-00002729 894 W BELMONT AVE
FEE DESCRIPTION AMOUNT DUE

BUILDING STANDARDS ADMIN	6.00
CW FIRE FAC IMP FEE C/I	109.80
*WATER TGM BOND DEBT	63.33
RG STR IMP FEE LIT IND	152.59
SEISMIC FEE COMMERCIAL	26.46
*TRAFFIC SIGNAL	1413.60
CW POLICE FAC IMP FEE C/I	308.90
TOTAL DUE	2080.68

14/

Please present this receipt to the cashier with full payment.

PREPARED 2/10/14, 9:53:16
 City of Fresno

PAYMENTS DUE RECEIPT
 PROGRAM BP820L

 APPLICATION NUMBER: 13-00002730 894 W BELMONT AVE
 FEE DESCRIPTION AMOUNT DUE

BUILDING STANDARDS ADMIN	43.00
CW FIRE FAC IMP FEE C/I	289.05
*WATER TGM BOND DEBT	166.67
RG STR IMP FEE LIT IND	2491.87
SEISMIC FEE COMMERCIAL	223.65
*TRAFFIC SIGNAL	3675.36
CW POLICE FAC IMP FEE C/I	813.19
TOTAL DUE	<u>7702.79</u> 14/

Please present this receipt to the cashier with full payment.

PREPARED 2/10/14, 9:53:07
City of Fresno

PAYMENTS DUE RECEIPT
PROGRAM BP820L

APPLICATION NUMBER: 13-00002731 894 W BELMONT AVE
FEE DESCRIPTION AMOUNT DUE

SEISMIC FEE COMMERCIAL	21.00
TOTAL DUE	21.00 14/

Please present this receipt to the cashier with full payment.

PREPARED 2/10/14, 15:18:19
 City of Fresno

PAYMENTS DUE RECEIPT
 PROGRAM BP820L

 APPLICATION NUMBER: 13-00002732 894 W BELMONT AVE
 FEE DESCRIPTION AMOUNT DUE

BUILDING STANDARDS ADMIN	22.00
CW FIRE FAC IMP FEE C/I	123.75
*WATER TGM BOND DEBT	71.37
RG STR IMP FEE LIT IND	172.20
WASTE DIVERSION FEE	17.70
SEISMIC FEE COMMERCIAL	112.56
*TRAFFIC SIGNAL	1602.08
CW POLICE FAC IMP FEE C/I	348.15
TOTAL DUE	2469.81

14/

Please present this receipt to the cashier with full payment.

PREPARED 2/10/14, 9:52:51
City of Fresno

PAYMENTS DUE RECEIPT
PROGRAM BP820L

APPLICATION NUMBER: 13-00002733 894 W BELMONT AVE
FEE DESCRIPTION AMOUNT DUE

SEISMIC FEE COMMERCIAL	36.54
TOTAL DUE	36.54 14/

Please present this receipt to the cashier with full payment.

PREPARED 2/10/14, 9:52:39
City of Fresno

PAYMENTS DUE RECEIPT
PROGRAM BP820L

APPLICATION NUMBER: 13-00002734 894 W BELMONT AVE
FEE DESCRIPTION AMOUNT DUE

BUILDING STANDARDS ADMIN	17.00
CW FIRE FAC IMP FEE C/I	361.50
*WATER TGM BOND DEBT	208.47
RG STR IMP FEE LIT IND	502.81
SEISMIC FEE COMMERCIAL	84.63
*TRAFFIC SIGNAL	4617.76
CW POLICE FAC IMP FEE C/I	1017.02
TOTAL DUE	6809.19

14/

Please present this receipt to the cashier with full payment.

PREPARED 2/10/14, 9:52:35
City of Fresno

PAYMENTS DUE RECEIPT
PROGRAM BP820L

APPLICATION NUMBER: 13-00002735 894 W BELMONT AVE
FEE DESCRIPTION AMOUNT DUE

BUILDING STANDARDS ADMIN	71.00
CW FIRE FAC IMP FEE C/I	1584.45
*WATER TGM BOND DEBT	913.68
RG STR IMP FEE LIT IND	2204.14
SEISMIC FEE COMMERCIAL	372.54
*TRAFFIC SIGNAL	20355.84
CW POLICE FAC IMP FEE C/I	4457.59
TOTAL DUE	↓29959.24

14/

Please present this receipt to the cashier with full payment.

PREPARED 2/10/14, 9:52:30
City of Fresno

PAYMENTS DUE RECEIPT
PROGRAM BP820L

APPLICATION NUMBER: 13-00002736 894 W BELMONT AVE
FEE DESCRIPTION AMOUNT DUE

BUILDING STANDARDS ADMIN	30.00
CW FIRE FAC IMP FEE C/I	887.55
*WATER TGM BOND DEBT	511.81
RG STR IMP FEE LIT IND	1234.86
SEISMIC FEE COMMERCIAL	153.09
*TRAFFIC SIGNAL	11403.04
CW POLICE FAC IMP FEE C/I	2496.97
TOTAL DUE	16717.32

14/

Please present this receipt to the cashier with full payment.

PREPARED 2/10/14, 9:52:25
 City of Fresno

PAYMENTS DUE RECEIPT
 PROGRAM BP820L

 APPLICATION NUMBER: 13-00002737 894 W BELMONT AVE
 FEE DESCRIPTION AMOUNT DUE

BUILDING STANDARDS ADMIN	147.00
CW FIRE FAC IMP FEE C/I	1962.45
*WATER TGM BOND DEBT	1131.68
RG STR IMP FEE LIT IND	2730.20
SEISMIC FEE COMMERCIAL	770.70
*TRAFFIC SIGNAL	25209.20
CW POLICE FAC IMP FEE C/I	5521.03
TOTAL DUE	37472.26 14/

Please present this receipt to the cashier with full payment.

PREPARED 2/10/14, 9:52:18
 City of Fresno

PAYMENTS DUE RECEIPT
 PROGRAM BP820L

 APPLICATION NUMBER: 13-00002738 894 W BELMONT AVE
 FEE DESCRIPTION AMOUNT DUE

BUILDING STANDARDS ADMIN	39.00
CW FIRE FAC IMP FEE C/I	644.70
*WATER TGM BOND DEBT	371.77
RG STR IMP FEE LIT IND	896.99
SEISMIC FEE COMMERCIAL	202.44
*TRAFFIC SIGNAL	8293.12
CW POLICE FAC IMP FEE C/I	1813.76
TOTAL DUE	↓12261.78

14/

Please present this receipt to the cashier with full payment.

PREPARED 2/10/14, 9:52:11
 City of Fresno

PAYMENTS DUE RECEIPT
 PROGRAM BP820L

 APPLICATION NUMBER: 13-00002739 894 W BELMONT AVE
 FEE DESCRIPTION AMOUNT DUE

BUILDING STANDARDS ADMIN	5.00
CW FIRE FAC IMP FEE C/I	39.15
*WATER TGM BOND DEBT	22.57
RG STR IMP FEE LIT IND	54.50
SEISMIC FEE COMMERCIAL	24.57
*TRAFFIC SIGNAL	518.32
CW POLICE FAC IMP FEE C/I	110.14
TOTAL DUE	↑774.25 14/

Please present this receipt to the cashier with full payment.

PREPARED 2/10/14, 9:52:04
City of Fresno

PAYMENTS DUE RECEIPT
PROGRAM BP820L

APPLICATION NUMBER: 13-00002740 894 W BELMONT AVE
FEE DESCRIPTION AMOUNT DUE

BUILDING STANDARDS ADMIN	5.00
CW FIRE FAC IMP FEE C/I	55.05
*WATER TGM BOND DEBT	31.74
RG STR IMP FEE LIT IND	76.66
SEISMIC FEE COMMERCIAL	25.41
*TRAFFIC SIGNAL	706.80
CW POLICE FAC IMP FEE C/I	154.87
TOTAL DUE	1055.53

14/

Please present this receipt to the cashier with full payment.

PREPARED 2/10/14, 9:51:48
 City of Fresno

PAYMENTS DUE RECEIPT
 PROGRAM BP820L

 APPLICATION NUMBER: 13-00002741 894 W BELMONT AVE
 FEE DESCRIPTION AMOUNT DUE

BUILDING STANDARDS ADMIN	16.00
CW FIRE FAC IMP FEE C/I	44.40
*WATER TGM BOND DEBT	25.61
RG STR IMP FEE LIT IND	61.76
SEISMIC FEE COMMERCIAL	80.43
*TRAFFIC SIGNAL	565.44
CW POLICE FAC IMP FEE C/I	124.91
TOTAL DUE	918.55

14/

Please present this receipt to the cashier with full payment.

PREPARED 2/10/14, 9:51:33
City of Fresno

PAYMENTS DUE RECEIPT
PROGRAM BP820L

APPLICATION NUMBER; 13-00002742 894 W BELMONT AVE
FEE DESCRIPTION AMOUNT DUE

SEISMIC FEE COMMERCIAL	5.25
TOTAL DUE	5.25 14/

Please present this receipt to the cashier with full payment.


PREPARED 2/10/14, 14:49:26
City of Fresno

PAYMENTS DUE RECEIPT
PROGRAM BP820L

APPLICATION NUMBER: 13-00002743 894 W BELMONT AVE
FEE DESCRIPTION AMOUNT DUE

BUILDING STANDARDS ADMIN	48.00
CW FIRE FAC IMP FEE C/I	332.85
*WATER TGM BOND DEBT	191.95
RG STR IMP FEE LIT IND	463.21
SEISMIC FEE COMMERCIAL	250.53
*TRAFFIC SIGNAL	4287.92
CW POLICE FAC IMP FEE C/I	936.42
TOTAL DUE	⌘ 6510.88 3/

Please present this receipt to the cashier with full payment.

Jan 
217-0626

ROBERT BORO

Scott Barton, Director
Fresno Chaffee Zoo
C/o Jon Whiless
894 West Belmont
Fresno, California 93728

Fresno Chaffee Zoo
African Adventure - Irrigation Improvements

STATEMENT - JANUARY 30, 2014 - Progress Billing

25% Completion of plans

25% x \$12,000.00 \$ 3,000.00

TOTAL AMOUNT DUE \$ 3,000.00 3/

*OK for W
2.6.14*

Phone 438
City 438 0000

PO Box 1211
Fresno, California 93721

CASH
Fresno, California

Public Services Dept
Fresno, California

Africa Project

Jon Whiless

11002-00 0441



INVOICE

February 7, 2014

Attention: Jon Wheless
Project: Chafeo Zoo - Re-Route Power to Dino Dig Restrooms

Dear Jon:

Collins Electrical Company, Inc. is pleased to provide an invoice for the above referenced project.

Total \$3,332.00
Labor \$1,990.57
Material \$1,341.43

Should you have any questions or if we may be of further assistance, please do not hesitate to call (559) 454-8164.

Sincerely,
John Crowley
Collins Electrical Co., Inc.

OK for W
2-14-14

A. Sica

Signature

1602-00 1441

1809 N. Helm Avenue, Suite 7 • Fresno, California 93727 • Tel (559) 454-8164 • Fax (559) 454-8172
www.collinselectric.com





**CERTIFICATION OF PAYMENT
UTILITY INFRASTRUCTURE PROJECT**

February 14, 2014

Based on on-site observations and the data comprising the attached application, the January 2014 payment application for Harris Construction in the amount 38/ \$321,632.68 4/ hereby certified.

To the best of our knowledge, information and belief the Work has progressed as indicated and the quality of work is in accordance with the contract documents and Matt Construction is entitled to the payment certified by the Architect on the attached application.

Scott Barton

Scott Barton, Director and CEO

7 Mar 14

Date

Jon Wheless

Jon Wheless, Project Manager

2.14.14

Date

APPLICATION AND CERTIFICATION FOR PAYMENT

AIA DOCUMENT G702

PAGE ONE OF 1 PAGES

TO OWNER FRESNO'S CHAFFEE ZOO CORP.
 894 WEST BELMONT AVENUE
 FRESNO CA 93728

PROJECT: UTILITIES PROJECT
 FRESNO CHAFFEE ZOO

APPLICATION NO: 3
 INVOICE NO. 4059
 PERIOD TO: 1/1/14 - 1/31/14

Distribution to:

OWNER
 ARCHITECT
 CONTRACTOR

FROM CONTRACTOR:
 HARRIS CONSTRUCTION CO., INC.
 5286 E. HOME AVENUE
 FRESNO CA 93727
 CONTRACT FOR:

VIA ARCHITECT:
 THE PORTICO GROUP
 1500 4th Avenue - 3rd Floor
 Seattle, WA. 98101-1670

PROJECT NO. 1254
 CONTRACT DATE: 4/30/15

CONTRACTOR'S APPLICATION FOR PAYMENT

Application is made for payment, as shown below, in connection with the Contract Continuation Sheet, AIA Document G703, is attached.

1a. PURCHASE ORDER	\$	1,208,536.75	
1b. CONTINGENCY	\$	0.00	
1c. LEASE	\$	0.00	
1d. CHANGE ORDER	\$	69,324.00	
2. CONTRACT SUM TO DATE (Line 1a - 1d)	\$	1,277,860.75	
3. TOTAL COMPLETED & STORED TO DATE (Column G on G703)	\$	966,903.16	
4. RETAINAGE:			
a. % of Completed Work (Column D + E on G703)	\$	48,345.16	
b. % of Stored Material (Column F on G703) Total Retainage (Lines 4a + 4b or Total in Column I of G703)	\$		
5. TOTAL EARNED LESS RETAINAGE (Line 3 Less Line 4 Total)		48,345.16	
6. LESS PREVIOUS CERTIFICATES FOR PAYMENT (Line 6 from prior Certificate)		918,558.00	
7. CURRENT PAYMENT DUE		255,394	
		105	
		3,769	
		321,652.68	371
8. BALANCE TO FINISH, INCLUDING RETAINAGE (Line 2 less Line 5)		20,177.07	
		359,302.75	

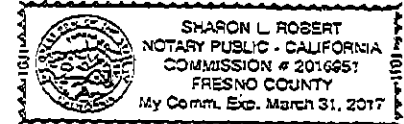
42/ 40,040.60
 43/ 2,144.70
 44/ 255,394
 45/ 105
 46/ 3,769
 Harris 20,177.07
 =321,630.37

The undersigned Contractor certifies that to the best of the Contractor's knowledge, information and belief the Work covered by this Application for Payment has been completed in accordance with the Contract Documents, that all amounts have been paid by the Contractor for Work for which previous Certificates for Payment were issued and payments received from the Owner, and that current payment shown herein is now due.
 CONTRACTOR: HARRIS CONSTRUCTION CO., INC.

By: Nancy Scheidt Date: 1/27/2014
 Nancy Scheidt
 State of California County of Fresno

On this 27th day of JAN. in the year 2014 before me personally appeared Nancy Scheidt, proved to me on the basis of satisfactory evidence to be the person(s) whose name(s) is/are subscribed to the within instrument and acknowledged to me that he/she executed the same in his/her authorized capacity and that by his/her signature(s) on the instrument the person(s) acted, executed the instrument.

WITNESS my hand and official seal.
 Signature: Sharon L. Robert
 Notary Public, State of California



ARCHITECT'S CERTIFICATE FOR PAYMENT

In accordance with the Contract Documents, based on on-site observations and the data comprising the application, the Architect certifies to the Owner that to the best of the Architect's knowledge, information and belief the Work has progressed as indicated, the quality of the Work is in accordance with the Contract Documents, and the Contractor is entitled to payment of the AMOUNT CERTIFIED.

AMOUNT CERTIFIED \$ 359,302.75

(Attach explanation if amount certified differs from the amount applied. Initial all figures on this Application and on the Continuation Sheet that are changed to conform with the amount certified.)

ARCHITECT:
 By: Alan K McK Date: 2/11/2014

This Certificate is not negotiable. The AMOUNT CERTIFIED is payable only to the Contractor named herein. Issuance, payment and acceptance of payment are without prejudice to any rights of the Owner or Contractor under this Contract.

Amount \$ _____ Date _____
 Inspector of Record Richard A. [Signature]

CHANGE ORDER SUMMARY	ADDITIONS	DEDUCTIONS
Total changes approved in previous months by Owner	26,926.00	-
Total approved this Month	42,398.00	-
TOTALS	69,324.00	-
NET CHANGES by Change Order	69,324.00	-

ACT. ID	DESCRIPTION	COST ACCOUNT	BUDGET	PCT CHG	NEW PCT	ACTUAL TO DATE	ACTUAL THIS PERIOD	ESTIMATE TO COMPLETE	REVISION
GENERAL COST ITEMS - INCR 1									
GC-1000	MOBILIZATION (HARRIS)	HARRIS	5000.00	100.0		5000.00	0.00	0.00	250.00
GC-1010	ENCROACHMENT PERMIT- INCR 1	HARRIS	2500.00	100.0		2500.00	0.00	0.00	125.00
GC-1020	UNDERGROUND LOCATOR- INCR 1	HARRIS	5000.00	100.0		5000.00	1500.00	0.00	250.00
GC-1030	BOND- INCR 1	HARRIS	8996.55	100.0		8996.55	0.00	0.00	449.83
GC-1040	CONSTRUCTION SERVICES- INCR 1	HARRIS	41986.60	100.0		41986.60	10496.65	0.00	2099.33
GC-1050	OVERHEAD & PROFIT- INCR 1	HARRIS	38694.85	73.5		28440.71	9209.37	10254.14	1422.04
GC-1060	CONTRACTOR'S CONTINGENCY- INCR 1	HARRIS	8291.75			0.00	0.00	8291.75	0.00
			110469.75	83.2		91923.86	21206.02	18545.89	4596.19

CHANGE ORDERS

CO-01	C/O 001- PCO 001 RELOCATION OF AT&T MPOE	COLLINS HARRIS	25584.00 1342.00	100.0 100.0		25584.00 1342.00	0.00 -833.00	0.00 0.00	1279.20 67.10
CO-02-008	C/O 002- PCO 008 PLAN CK CHANGES WATER SYSTEM	HAYDON HARRIS	12712.00 667.00			0.00 0.00	0.00 0.00	12712.00 667.00	0.00 0.00
CO-02-010	C/O 002- PCO 010 REMOVE/REPLACE STONE WALL	DORFH HARRIS	2258.00 119.00	100.0 100.0		2258.00 119.00	2258.00 119.00	0.00 0.00	112.90 5.95
CO-02-013	C/O 002- PCO 013 30" STORM DRN LINE INTO (E) ZOO	HAYDON HARRIS	-19864.00 -3187.00			0.00 0.00	0.00 0.00	-19864.00 -3187.00	0.00 0.00
CO-02-016	C/O 002- PCO 016 PG&E RULE 16 REQUIREMENTS	COLLINS HARRIS	10494.00 479.00	100.0 100.0		10494.00 479.00	10494.00 479.00	0.00 0.00	524.70 23.95
CO-02-017	C/O 002- PCO 017 AUDED DUCTBANKS	COLLINS HARRIS	31654.00 1444.00	100.0 100.0		31654.00 1444.00	31654.00 1444.00	0.00 0.00	1582.70 72.20
CO-02-021	C/O 002- PCO 021 EXC/REMOVE/REPLACE 6" STL PIPE	HAYDON HARRIS	1375.00 72.00	100.0 100.0		1375.00 72.00	1375.00 72.00	0.00 0.00	68.75 3.60
CO-02-027	C/O 002- PCO 027 PAVEMENT STRIPING & MARKING	VALLEY HARRIS	3967.00 208.00	100.0 100.0		3967.00 208.00	3967.00 208.00	0.00 0.00	198.35 10.40
			69324.00	114.0		78996.00	51237.00	-9672.00	3949.80

INTERNAL BUDGET ADJUSTMENTS

PCO-020	PCO 020 INCR 1 TRAFFIC CONTROL PART11 STEP#2	HAYDON HARRIS	1456.00 -1456.00	100.0 100.0		1456.00 -1456.00	1456.00 -1456.00	0.00 0.00	72.80 -72.80
			0.00	0.0		0.00	0.00	0.00	0.00

EARTHWORK / SITE UTILITIES

EN-1030	SURVEY / STAKE INCREMENT 1 STORM DRAIN	IBA	1003.00	100.0		1003.00	0.00	0.00	50.15
EN-1030B	SAWCUT/REMOVE (E) PAVING @ PERIMETER RD (INCR 1)	VALLEY	9900.00	100.0		9900.00	0.00	0.00	495.00
EN-1030C	BASEROCK/PAVING AT PERIMETER RD (INCR 1)	VALLEY	37300.00	88.0		32824.00	0.00	4476.00	1641.20
EN-1030D	SLURRY SEAL AT PERIMETER RD (INCR 1)	VALLEY	4500.00			0.00	0.00	4500.00	0.00
EN-1032	OFFSITE UTILITIES (INCR 1 BELMONT)	HAYDON	165000.00	30.0		49500.00	0.00	115500.00	2475.00
EN-1032B	PATCHBACK PAVING AT BELMONT CROSSINGS	VALLEY	11900.00			0.00	0.00	11900.00	0.00
EN-1032C	REPAINT STRIPING AT BELMONT	VALLEY	800.00			0.00	0.00	800.00	0.00
EN-1040	INSTALL INCREMENT 1 STORM DRAIN (PART 1)	HAYDON	180000.00	95.0		171000.00	0.00	9000.00	8550.00
EN-1050	SURVEY/STAKE INCR 1 SAN. SEWER & WATER MAIN	IBA	1110.00	100.0		1110.00	111.00	0.00	55.50
EN-1052	SURVEY/STAKE INCR 1 GAS LINES	IBA	337.00			0.00	0.00	337.00	0.00
EN-1060	SURVEY/STAKE INCR 1 ELECTRICAL & DATA	IBA	1000.00			0.00	0.00	1000.00	0.00

HARRIS CONSTRUCTION CO., INC.

--PROGRESS BILLING NO. 3--

FRESNO CHAFFEE ZOO- AFRICA EXHIBIT (INCR 1

REPORT DATE 24JAN14
14:40

DETAILED BILLING REPORT

(BILLING PERIOD: 01/01/14 - 01/31/14)

PAGE NO. 2

ACT. ID	DESCRIPTION	COST ACCOUNT	BUDGET	PCT CHP	NEW PCT	ACTUAL TO DATE	ACTUAL THIS PERIOD	ESTIMATE TO COMPLETE	RETENTION
EARTHWORK / SITE UTILITIES									
EW-1070	INSTALL INCREMENT 1 SAN. SEWER (PART 1)	HAYDON	85495.00	60.0		51297.40	0.00	34197.60	2564.87
EW-1080	INSTALL INCREMENT 1 WATER MAIN (PART 1)	HAYDON	60000.00	95.0		57000.00	47400.00	3000.00	2850.00
EW-1090	INSTALL INCREMENT 1 ELEC/DATA DUCTBANK (PART 1)	COLLINS	84010.00	100.0		84010.00	0.00	0.00	4200.50
EW-1100	BASEROCK/PAVE (E) ACCESS RD STA 15+00 to 8+60	VALLEY	64700.00	87.0		56289.00	0.00	8411.00	2814.45
EW-1110	INSTALL INCR 1 GAS / TEMP A/C PATCH	HAYDON	11302.00	85.0		9606.70	9606.70	1695.30	480.34
EW-1120	INSTALL INCREMENT 1 STORM DRAIN (PART 2)	HAYDON	140000.00	95.0		133000.00	133000.00	7000.00	6650.00
EW-1130	INSTALL INCREMENT 1 SAN. SEWER (PART 2)	HAYDON	80000.00	95.0		76000.00	76000.00	4000.00	3800.00
EW-1140	INSTALL INCREMENT 1 ELEC/DATA DUCTBANK (PART 2)	COLLINS	103010.00	22.0		22662.20	0.00	80347.80	1133.11
EW-1150	INCREMENT 1 EARTHWORK STA 15+00 to 16+20	VALLEY	12200.00	68.0		8296.00	0.00	3904.00	414.80
			1053567.00	72.5		763498.30	266117.70	290068.70	38174.92
SUBMITTALS/MATERIAL PROCUREMENT									
260500-010	FAR/DEI. MANHOLES & PULL BOXES	COLLINS	44500.00	73.0		32485.00	0.00	12015.00	1624.25
			44500.00	73.0		32485.00	0.00	12015.00	1624.25
			1277860.75	75.6		966903.16	338560.72	310957.59	48345.16

HARRIS CONSTRUCTION CO., INC.

--PROGRESS BILLING NO. 3--

FRESNO CHAFFRE ZOO

REPORT DATE 24JAN14
14144

MONTHLY EARNINGS REPORT by SUB

AFRICA EXHIBIT INCK 1

(BILLING PERIOD: 01/01/13 - 01/31/14)

PAGE NO. 1

ACTIVITY ID	ACTIVITY DESCRIPTION	BUDGET AMOUNT	PCT CMP	ACTUAL TO DATE	ACTUAL THIS PERIOD	ESTIMATE TO COMPLETE	RETENTION
COLLINS - COLLINS ELECTRIC							
CO-01	C/O 001- PCO 001 RELOCATION OF AT&T HPOK	25584.00	100.0	25584.00	0.00	0.00	1279.20
CO-02-016	C/O 002- PCO 016 PG&E RULE 16 REQUIREMENTS	10494.00	100.0	10494.00	10494.00	0.00	524.70
CO-02-017	C/O 002- PCO 017 ADDED DUCTBANKS	31654.00	100.0	31654.00	31654.00	0.00	1582.70
EW-1090	INSTALL INCREMENT 1 ELEC/DATA DUCTBANK (PART	84010.00	100.0	84010.00	0.00	0.00	4200.50
EW-1140	INSTALL INCREMENT 1 ELEC/DATA DUCTBANK (PART	103010.00	22.0	22602.20	0.00	80347.80	1133.11
260500-01D	FAB/DEL HARBOLDS & PULL BOXES	44500.00	73.0	32485.00	0.00	12015.00	1624.25
		299252.00	69.1	206889.20	42/ 42148.00	92362.80	10344.46
DORFH - DORNIER MASONRY							
CO-02-010	C/O 002- PCO 010 REMOVE/REPLACE STONE WALL	2258.00	100.0	2258.00	2258.00	0.00	112.90
		2258.00	100.0	2258.00	43/ 2258.00	0.00	112.90
HARRIS - HARRIS CONSTRUCTION CO., INC.							
GC-1000	Mobilization (HARRIS)	5000.00	100.0	5000.00	0.00	0.00	250.00
GC-1010	ENCROACHMENT PERMIT- INCR 1	2500.00	100.0	2500.00	0.00	0.00	125.00
GC-1020	UNDERGROUND LOCATOR- INCR 1	5000.00	100.0	5000.00	1500.00	0.00	250.00
GC-1030	BOND- INCR 1	8996.55	100.0	8996.55	0.00	0.00	449.83
GC-1040	CONSTRUCTION SERVICES- INCR 1	41986.60	100.0	41986.60	10496.65	0.00	2099.33
GC-1050	OVERHEAD & PROFIT- INCR 1	36694.85	73.5	20440.71	9209.37	10254.14	1422.04
GC-1060	CONTRACTOR'S CONTINGENCY- INCR 1	8291.75		0.00	0.00	8291.75	0.00
CO-01	C/O 001- PCO 001 RELOCATION OF AT&T HPOK	1342.00	100.0	1342.00	-833.00	0.00	67.10
CO-02-008	C/O 002- PCO 008 PLAN CK CHANGES WATER SYSTE	667.00		0.00	0.00	667.00	0.00
CO-02-010	C/O 002- PCO 010 REMOVE/REPLACE STONE WALL	119.00	100.0	119.00	119.00	0.00	5.95
CO-02-013	C/O 002- PCO 013 30" STORM DRN LINE INTO (E)	-3187.00		0.00	0.00	-3187.00	0.00
CO-02-016	C/O 002- PCO 016 PG&E RULE 16 REQUIREMENTS	479.00	100.0	479.00	479.00	0.00	23.95
CO-02-017	C/O 002- PCO 017 ADDED DUCTBANKS	1444.00	100.0	1444.00	1444.00	0.00	72.20
CO-02-021	C/O 002- PCO 021 EXC/REMOVE/REPLACE 6" STL P	72.00	100.0	72.00	72.00	0.00	3.60
CO-02-027	C/O 002- PCO 027 PAVEMENT STRIPING & MARKING	208.00	100.0	208.00	208.00	0.00	10.40
PCO-020	PCO 020 INCR 1 TRAFFIC CONTROL PART#1 STEP#2	-1456.00	100.0	-1456.00	-1456.00	0.00	-72.80
		110157.75	85.5	94131.86	44/ 21239.02	16025.89	4706.59
HAYDON - HAYDON CONSTRUCTION							
CO-02-008	C/O 002- PCO 008 PLAN CK CHANGES WATER SYSTE	12712.00		0.00	0.00	12712.00	0.00
CO-02-013	C/O 002- PCO 013 30" STORM DRN LINE INTO (E)	-19864.00		0.00	0.00	-19864.00	0.00
CO-02-021	C/O 002- PCO 021 EXC/REMOVE/REPLACE 6" STL P	1375.00	100.0	1375.00	1375.00	0.00	68.75
PCO-020	PCO 020 INCR 1 TRAFFIC CONTROL PART#1 STEP#2	1456.00	100.0	1456.00	1456.00	0.00	72.80
EW-1032	OFFSITE UTILITIES (INCR 1 BELMONT)	165000.00	30.0	49500.00	0.00	115500.00	2475.00
EW-1040	INSTALL INCREMENT 1 STORM DRATH (PART 1)	180000.00	95.0	171000.00	0.00	9000.00	8550.00
EW-1070	INSTALL INCREMENT 1 SAN. SEWER (PART 1)	85495.00	60.0	51297.40	0.00	34197.60	2564.87
EW-1080	INSTALL INCREMENT 1 WATER MAIN (PART 1)	60000.00	95.0	57000.00	47400.00	3009.00	2850.00
EW-1110	INSTALL INCR 1 GAS / TEMP A/C PATCH	11302.00	85.0	9606.70	9606.70	1695.30	480.34
EW-1120	INSTALL INCREMENT 1 STORM DRAIN (PART 2)	140000.00	95.0	133000.00	133000.00	7000.00	6650.00
EW-1130	INSTALL INCREMENT 1 SAN. SEWER (PART 2)	80000.00	95.0	76000.00	76000.00	4000.00	3800.00
		717476.00	76.7	550235.10	44/ 268,837.70	167240.90	27511.75
IBA - INGLES-BRAUN & ASSOCIATES							
EW-1030	SURVEY / STAKE INCREMENT 1 STORM DRAIN	1003.00	100.0	1003.00	0.00	0.00	50.15
EW-1050	SURVEY/STAKE INCR 1 SAN. SEWER & WATER MAIN	1110.00	100.0	1110.00	111.00	0.00	55.50
EW-1052	SURVEY/STAKE INCR 1 GAS LINES	337.00		0.00	0.00	337.00	0.00
EW-1060	SURVEY/STAKE INCR 1 ELECTRICAL & DATA	1000.00		0.00	0.00	1000.00	0.00
		3450.00	61.2	2113.00	45/ 111.00	1337.00	105.65
VALLEY - VALLEY EXCAVATION							
CO-02-027	C/O 002- PCO 027 PAVEMENT STRIPING & MARKING	3967.00	100.0	3967.00	3967.00	0.00	198.35
EW-1030B	SARCUT/REMOVE (E) PAVING @ PERIMETER RD (INCR	9900.00	100.0	9900.00	0.00	0.00	495.00
EW-1030C	BASEROCK/PAVING AT PERIMETER RD (INCR 1)	37300.00	88.0	32824.00	0.00	4476.00	1641.20
EW-1030D	STURRY SEAL AT PERIMETER RD (INCR 1)	4500.00		0.00	0.00	4500.00	0.00
EW-1032B	PATCHBACK PAVING AT BELMONT CROSSINGS	11900.00		0.00	0.00	11900.00	0.00
EW-1032C	REPAIRS STRIPING AT BELMONT	800.00		0.00	0.00	800.00	0.00
EW-1100	BASEROCK/PAVE (E) ACCESS RD STA 15100 to 816	64700.00	87.0	56289.00	0.00	8411.00	2814.45
EW-1150	INCREMENT 1 EARTHWORK STA 15100 to 16420	12200.00	68.0	8296.00	0.00	3904.00	414.80
		145267.00	76.6	111276.00	46/ 3967.00	33991.00	5563.80
		1277860.75	75.7	966903.16	44/ 338560.72	310957.59	48345.16

Request for Progress Payment

Subcontractor: **COLLINS ELECTRIC CO., INC.**
 1809 N. HELM AVE., SUITE 7
 FRESNO, CA 93727

Telephone #: (559) 546-8184
 Harris Contract #: 126403
 Vendor #: 1587

Date: 11/20/14
 Harris Project #: 1254

Project Name: Fresno Chaffee Zoo - Africa Exht
 Billing #: 3
 Billing Period Ending: 11/31/14

NOTE SPECIAL PROVISIONS

Note: Enter Amounts In Whole Dollars only.
 Fax billings to the jobsite office as required by each project.

Subcontractor Use Only

ORIGINAL CONTRACT:				
PHASE CODE #	DESCRIPTION	ORIG CONTRACT AMOUNT	% COMPLETE TO DATE	ORIG CONTRACT WORK TO DATE
00 18-0100-S	Electrical Work	231,420	60%	\$138,912
Total of Original Contract		231,420		\$138,912
CONTRACT CHANGE ORDERS				
PHASE CODE #	DESCRIPTION	APPRVD CNO ORDERS TO DATE	% COMPLETE TO DATE	APPRVD CNO ORDERS BILLED TO DATE
SCO 1	Relocate MPOE	\$25,584	100%	\$25,584
SCO 2	Rule 16 & Ductbank	\$42,148	100%	\$42,148
TOTAL OF CONTRACT CHANGES		\$67,732		\$67,732
PROJECT TOTALS				
Total contract amount to date		\$299,252	Total billing to date	\$206,644
		LESS RETENTION 6%		\$10,332.20
		SUBTOTAL		\$196,311.80
		LESS PRIOR NET BILLINGS		\$156,271.20
		TOTAL DUE THIS BILL		\$40,040.60 40/
LIST MAJOR SUPPLIERS WHO PROVIDED MATERIALS/SERVICES ON THIS PROJECT				
NAME OF SUPPLIER	CONTACT PERSON	TELEPHONE #		

Harris Use Only

ORIGINAL CONTRACT:		
PERCENTAGE APPROVED	TOTAL PREVIOUS BILLINGS	CURRENT AMOUNT DUE
CONTRACT CHANGE ORDERS		
TOTALLY EXECUTED	PERCENTAGE APPROVED	TOTAL PREVIOUS BILLING
PROJECT TOTALS		
Compliance Checklist		
Duty Reports	Record Dwg	
Certified Payroll	Closure	
Contract	Safety Reports	
Insurance		

Approved Notes

Harris Field Approval		
Project Manager / Superintendent		

Dorfmeier Mas Inc.
 4685 E. Hedges
 Fresno, CA 93703
 Phone: (559)255-9760 Fax: (559)252-5508
 Contractor's License #861556

Daily Extra Work Report


Job Name: Fresno 200 Job #: _____ Date: 1-3-14
 Work Done For: Harris
 Work Description: Rebuild Stone wall on Belmont

LABOR				EQUIPMENT			
Name	Hr	Rate	Amount	Description	Hr	Rate	Amount
1. Aaron D	8	62. ⁰⁰	496. ⁰⁰	1. Truck		80/day	80. ⁰⁰
2. Frank K.	8	56. ⁵⁰	452. ⁰⁰	2.			
3. Daniel S.	8	46. ⁹⁴	375. ⁵²	3.			
4.				4.			
5.				5.			
6.				6.			
Labor Taxes and Ins.			423. ⁵³	7.			
Labor Subtotal			1747. ⁰⁰	Equipment Subtotal			80. ⁰⁰
Labor Profit + Overhead +15%			262. ⁰⁶	Equipment Profit + Overhead +15%			12. ⁰⁰
Total Labor Cost			⚡ 2009. ¹¹	Total Equipment Cost			92. ⁰⁰

MATERIALS		SUBCONTRACTS	
Description	Amount	Description	Amount
1. 16 bags of mortar	92. ⁶⁴	1.	
2. 2 Bags of Black color	14. ²⁰	2.	
3. Stone 100 lbs	29. ²²	3.	
4.		4.	
Material Subtotal	136. ⁰⁶	Contractor Overhead	
Material Profit + Overhead +15%	20. ⁴¹	Contractor Profit	
Total Materials Cost	⚡ 156. ⁴⁷	Total Subcontractor Cost	

APPROVALS

SUMMARY

Signed: 
 Contractor's Representative

Signed: _____
 Work Accepted

	Amount
Labor	2009. ¹¹
Equipment	92. ⁰⁰
Materials	156. ⁴⁷
Subcontracts	0
Total Extra Work Today	⚡ 2257. ⁵⁸

* .95
 =2144.70 41/

Request for Progress Payment

Subcontractor: HAYDON CONSTRUCTION INC.
 2350 N. Chestnut
 Fresno, CA 93703
 Telephone #: 559-251-5522
 Harris Contract #: 125401
 Vendor #: 5858

Date:
 Harris Project #: 1254

Project Name: Fresno Chaffee Zoo - Africa Exhibit
 Billing #:
 Billing Period Ending:

NOTE SPECIAL PROVISIONS

Note: Enter Amounts in Whole Dollars only.
 Fax billings to the jobsite office as required by each project.

Subcontractor Use Only

ORIGINAL CONTRACT:				
PHASE CODE #	DESCRIPTION	ORIG CONTRACT AMOUNT	% COMPLETE TO DATE	ORIG CONTRACT WORK TO DATE
00 02-0560-S	Site Utilities	\$ 721,797	75.8%	547,404
Total of Original Contract		\$ 721,797		
CONTRACT CHANGE ORDERS				
PHASE CODE #	DESCRIPTION	APPRVD CHG ORDERS TO DATE	% COMPLETE TO DATE	APPRVD CHG ORDERS BILLED TO DATE
	PCO #08	\$12,712	0.0%	0
	PCO #13	-\$19,864	0.0%	0
	PCO #20	\$1,456	100%	\$1,456
	PCO #21	\$1,375	100%	\$1,375
TOTAL OF CONTRACT CHANGES		-\$4,321		\$2,831
PROJECT TOTALS				
Total contract amount to date		\$717,476	76.7%	Total billing to date \$550,235
		LESS RETENTION ⁵ / ₁₀ %		\$27,512
		SUBTOTAL		\$522,723
		LESS PRIOR NET BILLINGS		\$267,329
		TOTAL DUE THIS BILLING		\$255,394 41/
LIST MAJOR SUPPLIERS WHO PROVIDED MATERIALS/SERVICES ON THIS PROJECT				
NAME OF SUPPLIER	CONTACT PERSON	TELEPHONE #		


Harris Use Only

ORIGINAL CONTRACT:			
PERCENTAGE APPROVED	TOTAL PREVIOUS BILLINGS	CURRENT AMOUNT DUE	
CONTRACT CHANGE ORDERS			
FULLY EXECUTED	PERCENTAGE APPROVED	TOTAL PREVIOUS BILLING	CURRENT AMOUNT DUE
PROJECT TOTALS			
Compliance Checklist			
Daily Reports	Record Dwgs		
Certified Payroll	Closeout		
Contract	Safety Reports		
Insurance			

Approved Notes

Harris Field Approval		
Project Manager / Superintendent		

P #39



INVOICE

February 7, 2014

Attention: Jon Wheless
Project: Chafee Zoo - Fiber Optic Pathway

Dear Jon:

Collins Electrical Company, Inc. is pleased to provide an invoice for the above referenced project, which includes the following work.

- Find route and install pull string for fiber optic cable.

Total \$1,756.00

Labor \$1,756.00 4/

Should you have any questions or if we may be of further assistance, please do not hesitate to call (559) 454-8164.

Sincerely,
John Crowley
Collins Electrical Co., Inc.

[Handwritten signature]


CC: JC/Mte-revised

Excellence Since 1928

State License # 115427 1809 N. Helm Avenue, Suite 7 • Fresno, California 93727 • Tel (559) 454-8164 • Fax (559) 454-8172 www.collinselectric.com

1603-17
0139
Member of





SBE, UDBE

Alan Mok, P.E., P.L.S., LEED AP, QSD
Principal Engineer

Frederick W. Wong, P.E.
Project Manager

Edward M. Wong, P.E.
Project Manager

Chad R. Blau, P.L.S.
Project Manager

INVOICE #1255

January 30, 2014

AME File No. 213-0225

Mr. Jon Wheless
Fresno Chaffee Zoo
894 W. Belmont Avenue
Fresno, CA 93728

Project: Relocation of Water Main and Preparation of Easement

Work Performed: Meetings with the city, coordination verification of the construction documents, new water meter diagram

Principal Engineer	8.00 hr @	\$145/hr	\$ 1,160.00
Design Engineer	11.25 hr @	\$105/hr	\$ 1,181.25
Total			\$ <u>2,341.25</u> 4/

Utility Project
all done
2-13-14
1-1603-17-0139
See B-1



5339 N McCall
Clovis, CA 93619

INVOICE

Date	Invoice #
2/13/2014	201382

PROJECT: Utilities
BILL TO: FCZ
Scott Barton
894 West Belmont Ave.
Fresno, CA 93728

Project No.	Terms
	Net 15

Description	Hours	Rate	Amount
Project Management for the Utilities Infrastructure Project	26	85.00	\$2,210.00

Customer Message

Payment Due This Period
\$2,210.00 4/

1-1603-17-0139

Scott Barton

Measure Z - Capital
January - February 2014

	Utility Improvements	Architectural Water Play Area	Architectural Services-Africa	Construction Africa	Construction Sea Lion Cove	Capital Projects	Animal Acq/Trans	Graphics	Wire Fees \$10.00	Adjustment	Claim Total \$755,172.63
2014-1C	\$328,768.69	\$57,430.36	\$114,961.58	\$254,002.00							
Total	\$0.00	\$0.00	\$0.00	\$0.00	\$0.00	\$0.00	\$0.00	\$0.00	\$0.00		\$0.00
											Less wire fees:
											<u>\$0.00</u>
											Total
											\$0.00
2014 Budget	\$0.00	\$0.00	\$0.00	\$0.00	\$0.00	\$0.00	\$20,000.00	\$0.00	\$250.00		\$20,250.00
Increase to Budget	\$0.00	\$0.00	\$0.00	\$0.00	\$0.00	\$0.00	\$0.00	\$0.00	\$0.00		\$0.00
Write off from prior yr						\$0.00					
Carryover from prior yr	\$975,462.12	\$67,815.00	\$536,088.78	\$51,640,954.46	\$23,475.64	\$395,126.22	\$0.00	\$33,598.70	\$0.00		\$2,976,143.44
Spent YTD	<u>\$0.00</u>	<u>\$0.00</u>	<u>\$0.00</u>	<u>\$0.00</u>	<u>\$0.00</u>	<u>\$0.00</u>	<u>\$0.00</u>	<u>\$0.00</u>	<u>\$0.00</u>		<u>\$0.00</u>
Funds remaining	\$975,462.12	\$67,815.00	\$536,088.78	\$51,640,954.46	\$23,475.64	\$395,126.22	\$20,000.00	\$33,598.70	\$250.00		\$53,692,770.92
											\$448,724.92

Measure Z - Capital
January - February 2014

Requested		2010	2011	2012	2013	Capital Projects	
						Funds	expires
2010	Reptile	\$720,000	\$183,804.49	\$27,172.60	\$11,416.00	\$0.00	
	Bird of Prey	\$50,000	\$0.00	\$44,944.17	\$0.00	\$0.00	
	Vet Quarantine	\$50,000	\$750.00	\$29,187.26	\$19,425.67	\$0.00	
	Tiger	\$40,000	\$287.98	\$35,442.69	\$0.00	\$0.00	
	Dino Dig	\$70,000	\$70,000.00	\$0.00	\$0.00	\$0.00	
2011	Cobra	\$300,000	\$0.00	\$0.00	\$39,840.15	\$83,473.57	6/30/2013
	EIR Legal	\$100,000	\$0.00	\$0.00	\$0.00	\$0.00	6/30/2013
	Front Entrance	\$85,000	\$0.00	\$0.00	\$0.00	\$0.00	6/30/2013
	Café Plaza	\$50,000	\$0.00	\$23,557.42	\$26,442.58	\$0.00	6/30/2013
	Reptile Plaza	\$50,000	\$0.00	\$0.00	\$0.00	\$0.00	6/30/2013
	Misc	\$50,000	\$0.00	\$10,340.00	\$0.00	\$0.00	6/30/2013
2012	Reptile (2012)	\$509,000			\$12,123.74	\$405,812.60	6/30/2014
	Otters	\$200,000	\$0.00	\$0.00	\$36,602.08	\$163,397.92	6/30/2014
	Exploration Station	\$100,000	\$0.00	\$0.00	\$0.00	\$100,000.00	6/30/2014
	Tropical Treasures	\$100,000	\$0.00	\$0.00	\$10,595.95	\$24,466.08	6/30/2014
	Giraffe Pathway	\$60,000	\$0.00	\$0.00	\$57,600.20	\$0.00	6/30/2014
	Animal Acquisition and Transportation	\$20,000	\$0.00	\$0.00	\$9,161.69	\$0.00	12/31/2013
	Misc	\$40,000	\$0.00	\$0.00	\$0.00	\$0.00	6/30/2014
2013	Animal Acquisition and Transportation	\$20,000	\$0.00	\$0.00	\$0.00	\$0.00	6/30/2015
	Front Entrance	\$85,000	\$0.00	\$0.00	\$0.00	\$85,000.00	6/30/2015
	Reptile Plaza	\$50,000	\$0.00	\$0.00	\$0.00	\$50,000.00	6/30/2015
	Cobra	176,686.28	\$0.00	\$0.00	\$0.00	\$172,561.69	6/30/2015
2014	Animal Acquisition and Transportation	\$20,000				\$20,000.00	6/30/2016
						\$415,126.22	
	Graphics	\$50,000	\$0.00	\$16,401.30	\$0.00	\$33,598.70	6/30/2015
						\$448,724.92	

Fresno's Chaffee Zoo Corporation General Ledger Report January - February 2014

Date	Trans.	Journal	Reference	Debit Amount	Credit Amount	Balance	Project Desc.
1-1601-00							
Account: 1-1601-00 (Construction in Progress-Architect)							
1/1/2014			<i>Account Beginning Balance</i>			\$3,697,467.22	
1/23/2014	8692-152	Accounts Payable	AON Risk Insurance Services We-Builders R	\$49,165.00			Africa Exhibit
1/23/2014	8750-10	Accounts Payable	REVERSE-ADJ-AON Risk Insurance Serv		\$49,165.00		Africa Exhibit
2/2/2014	8722-325	Accounts Payable	Alan Mok Engineering-Relocation of old zoo o	\$7,425.00			Africa Exhibit
2/2/2014	8722-327	Accounts Payable	Tree DoctoRx & Cobb's Tree Car-Africa tree c	\$120.00			Africa Exhibit
2/2/2014	8722-329	Accounts Payable	Tree DoctoRx & Cobb's Tree Car-Africa tree c	\$120.00			Africa Exhibit
2/21/2014	8781-3	Accounts Payable	The Portico Group-Africa	\$96,799.82			Africa Exhibit
2/25/2014	8781-248	Accounts Payable	BSK Associates-Pond Sampling	\$2,536.76			Africa Exhibit
2/25/2014	8781-286	Accounts Payable	JRForrest & Associates-City Fees - Africa Dev	\$35.40			Africa Exhibit
2/25/2014	8800-70	Accounts Payable	ADJ-Tree DoctoRx & Cobb's Tree Car-Arbor	\$240.00			Africa Exhibit
2/25/2014	8800-250	Accounts Payable	REVERSE-ADJ-JRForrest & Associates-City T		\$35.40		Africa Exhibit
2/26/2014	8781-296	Accounts Payable	Alan Mok Engineering-Temporary Parking Lo	\$495.00			Africa Exhibit
2/26/2014	8781-364	Accounts Payable	JRForrest & Associates-Africa Project	\$7,225.00			Africa Exhibit
			<i>Account Subtotals</i>	\$164,161.98	\$49,200.40		
2/28/2014			<i>Account Net Change</i>			\$114,961.58	
2/28/2014			<i>Account Ending Balance</i>			\$3,812,428.80	
1-1602-00							
Account: 1-1602-00 (Construction in Progress-Construction)							
1/1/2014			<i>Account Beginning Balance</i>			\$67,432.78	
1/23/2014	8750-7	Accounts Payable	ADJ-AON Risk Insurance Services We-Bull	\$49,165.00			Africa Exhibit
2/7/2014	8750-17	Accounts Payable	AON Risk Insurance S-\$100000214626		\$49,165.00		Africa Exhibit
2/7/2014	8750-21	Accounts Payable	AON Risk Insurance Services We-New-Builde	\$49,130.00			Africa Exhibit
2/10/2014	8750-153	Accounts Payable	City of Fresno-Africa	\$187,113.73			Africa Exhibit
2/10/2014	8750-167	Accounts Payable	City of Fresno-Africa	\$6,510.88			Africa Exhibit
2/25/2014	8781-254	Accounts Payable	Leon Enviromental Services-Abestos Test - Le	\$425.00			Africa Exhibit
2/25/2014	8781-258	Accounts Payable	Leon Enviromental Services-Abestos Test - Ai	\$375.00			Africa Exhibit
2/25/2014	8781-260	Accounts Payable	Tree DoctoRx & Cobb's Tree Car-Arboricut	\$240.00			Africa Exhibit
2/25/2014	8781-262	Accounts Payable	Robert Boro Landscape Architec-Irrigation Im	\$3,000.00			Africa Exhibit
2/25/2014	8781-264	Accounts Payable	Collins Electrical Company Inc-Re-Route Pow	\$3,332.00			Africa Exhibit
2/25/2014	8800-73	Accounts Payable	REVERSE-ADJ-Tree DoctoRx & Cobb's Tree		\$240.00		Africa Exhibit
2/25/2014	8800-247	Accounts Payable	ADJ-JRForrest & Associates-City Fees - Afri	\$35.39			Africa Exhibit
2/26/2014	8781-290	Accounts Payable	Construction Inspection Serv-City of Fresno	\$4,080.00			Africa Exhibit
			<i>Account Subtotals</i>	\$303,407.00	\$49,405.00		
2/28/2014			<i>Account Net Change</i>			\$254,002.00	
2/28/2014			<i>Account Ending Balance</i>			\$321,434.78	

Fresno's Chaffee Zoo Corporation

General Ledger Report

January - February 2014

1/1/2014
2/28/2014
2/28/2014

<i>Grand Total Beginning Balance</i>	\$3,764,900.00
<i>Grand Total Net Change</i>	<u>\$368,963.58</u>
<i>Grand Total Ending Balance</i>	<u><u>\$4,133,863.58</u></u>

Fresno's Chaffee Zoo Corporation

General Ledger Report

January - February 2014

Date	Trans.	Journal	Reference	Debit Amount	Credit Amount	Balance	Project Desc.
1-1601-00							
Account: 1-1601-00 (Construction in Progress-Architect)							
1/1/2014			<i>Account Beginning Balance</i>			\$32,185.00	
1/9/2014	8650-1	Accounts Payable	City of Fresno-One-Time Check-84023	\$571.42			
2/17/2014	8760-105	Accounts Payable	Robert Boro Landscape Architec-Childrens P	\$55,625.00			Children's Play Area
2/25/2014	8781-288	Accounts Payable	JRForrest & Associates-City Fees - Africa Dev	\$214.00			Children's Play Area
2/25/2014	8800-251	Accounts Payable	ADJ-JRForrest & Associates-City Fees - Afri	\$213.94			Children's Play Area
2/25/2014	8800-252	Accounts Payable	NEVERSE-ADJ-JRForrest & Associates-City I		\$214.00		Children's Play Area
2/26/2014	8781-354	Accounts Payable	JRForrest & Associates-Water Play Area	\$1,020.00			Children's Play Area
			<i>Account Subtotals</i>	\$57,644.36	\$214.00		
2/28/2014			<i>Account Net Change</i>			\$57,430.36	
2/28/2014			<i>Account Ending Balance</i>			\$89,615.36	
1/1/2014					<i>Grand Total Beginning Balance</i>	\$32,185.00	
2/28/2014					<i>Grand Total Net Change</i>	\$57,430.36	
2/28/2014					<i>Grand Total Ending Balance</i>	\$89,615.36	

Measure Z - Capital
January - February 2014

	Utility Improvements	Architectural Water Play Area	Architectural Services-Africa	Construction Africa	Construction Sea Lion Cove	Capital Projects	Animal Acq/Trans	Graphics	Wire Fees \$10.00	Adjustment	Claim Total \$755,172.63	
2014-1C	\$328,768.69	\$57,430.36	\$114,961.58	\$254,002.00								
Total	\$0.00	\$0.00	\$0.00	\$0.00	\$0.00	\$0.00	\$0.00	\$0.00	\$0.00		\$0.00	
											Less wire fees:	
												<u>\$0.00</u>
											Total	\$0.00
2014 Budget	\$0.00	\$0.00	\$0.00	\$0.00	\$0.00	\$0.00	\$20,000.00	\$0.00	\$250.00		\$20,250.00	
Increase to Budget	\$0.00	\$0.00	\$0.00	\$0.00	\$0.00	\$0.00	\$0.00	\$0.00	\$0.00		\$0.00	
Write off from prior yr						\$0.00					\$0.00	
Carryover from prior yr	\$975,462.12	\$67,815.00	\$536,088.78	\$51,640,954.46	\$23,475.64	\$395,126.22	\$0.00	\$33,598.70	\$0.00		\$2,976,143.44	
Spent YTD	<u>\$0.00</u>	<u>\$0.00</u>	<u>\$0.00</u>	<u>\$0.00</u>	<u>\$0.00</u>	<u>\$0.00</u>	<u>\$0.00</u>	<u>\$0.00</u>	<u>\$0.00</u>		<u>\$0.00</u>	
Funds remaining	\$975,462.12	\$67,815.00	\$536,088.78	\$51,640,954.46	\$23,475.64	\$395,126.22	\$20,000.00	\$33,598.70	\$250.00		\$53,692,770.92	
												\$448,724.92

Fresno's Chaffee Zoo Corporation

General Ledger Report

January - February 2014

Date	Trans.	Journal	Reference	Debit Amount	Credit Amount	Balance	Project Desc.
1-1601-00							
Account: 1-1601-00 (Construction in Progress-Architect)							
1/1/2014			<i>Account Beginning Balance</i>			\$3,697,467.22	
1/23/2014	8692-152	Accounts Payable	AON Risk Insurance Services We-Builders R	\$49,165.00			Africa Exhibit
1/23/2014	8750-10	Accounts Payable	REVERSE-ADJ-AON Risk Insurance Serv		\$49,165.00		Africa Exhibit
2/2/2014	8722-325	Accounts Payable	Alan Mok Engineering-Relocation of old zoo o	\$7,425.00			Africa Exhibit
2/2/2014	8722-327	Accounts Payable	Tree DoctoRx & Cobb's Tree Car-Africa tree c	\$120.00			Africa Exhibit
2/2/2014	8722-329	Accounts Payable	Tree DoctoRx & Cobb's Tree Car-Africa tree c	\$120.00			Africa Exhibit
2/21/2014	8781-3	Accounts Payable	The Portico Group-Africa	\$96,799.82			Africa Exhibit
2/25/2014	8781-248	Accounts Payable	BSK Associates-Pond Sampling	\$2,536.76			Africa Exhibit
2/25/2014	8781-286	Accounts Payable	JRForrest & Associates-City Fees - Africa Dev	\$35.40			Africa Exhibit
2/25/2014	8800-70	Accounts Payable	ADJ-Tree DoctoRx & Cobb's Tree Car-Arbor	\$240.00			Africa Exhibit
2/25/2014	8800-250	Accounts Payable	REVERSE-ADJ-JRForrest & Associates-City T		\$35.40		Africa Exhibit
2/26/2014	8781-296	Accounts Payable	Alan Mok Engineering-Temporary Parking Lo	\$495.00			Africa Exhibit
2/26/2014	8781-364	Accounts Payable	JRForrest & Associates-Africa Project	\$7,225.00			Africa Exhibit
			<i>Account Subtotals</i>	\$164,161.98	\$49,200.40		
2/28/2014			<i>Account Net Change</i>			\$114,961.58	
2/28/2014			<i>Account Ending Balance</i>			<u>\$3,812,428.80</u>	
1-1602-00							
Account: 1-1602-00 (Construction in Progress-Construction)							
1/1/2014			<i>Account Beginning Balance</i>			\$67,432.78	
1/23/2014	8750-7	Accounts Payable	ADJ-AON Risk Insurance Services We-Bull	\$49,165.00			Africa Exhibit
2/7/2014	8750-17	Accounts Payable	AON Risk Insurance S-\$100000214626		\$49,165.00		Africa Exhibit
2/7/2014	8750-21	Accounts Payable	AON Risk Insurance Services We-New-Builde	\$49,130.00			Africa Exhibit
2/10/2014	8750-153	Accounts Payable	City of Fresno-Africa	\$187,113.73			Africa Exhibit
2/10/2014	8750-167	Accounts Payable	City of Fresno-Africa	\$6,510.88			Africa Exhibit
2/25/2014	8781-254	Accounts Payable	Leon Enviromental Services-Abestos Test - Le	\$425.00			Africa Exhibit
2/25/2014	8781-258	Accounts Payable	Leon Enviromental Services-Abestos Test - Ai	\$375.00			Africa Exhibit
2/25/2014	8781-260	Accounts Payable	Tree DoctoRx & Cobb's Tree Car-Arboricut	\$240.00			Africa Exhibit
2/25/2014	8781-262	Accounts Payable	Robert Boro Landscape Architect-Irrigation Im	\$3,000.00			Africa Exhibit
2/25/2014	8781-264	Accounts Payable	Collins Electrical Company Inc-Re-Route Pow	\$3,332.00			Africa Exhibit
2/25/2014	8800-73	Accounts Payable	REVERSE-ADJ-Tree DoctoRx & Cobb's Tree		\$240.00		Africa Exhibit
2/25/2014	8800-247	Accounts Payable	ADJ-JRForrest & Associates-City Fees - Afri	\$35.39			Africa Exhibit
2/26/2014	8781-290	Accounts Payable	Construction Inspection Serv-City of Fresno	\$4,080.00			Africa Exhibit
			<i>Account Subtotals</i>	\$303,407.00	\$49,405.00		
2/28/2014			<i>Account Net Change</i>			\$254,002.00	
2/28/2014			<i>Account Ending Balance</i>			<u>\$321,434.78</u>	

Fresno's Chaffee Zoo Corporation

General Ledger Report

January - February 2014

1/1/2014
2/28/2014
2/28/2014

<i>Grand Total Beginning Balance</i>	\$3,764,900.00
<i>Grand Total Net Change</i>	<u>\$368,963.58</u>
<i>Grand Total Ending Balance</i>	<u><u>\$4,133,863.58</u></u>

Fresno's Chaffee Zoo Corporation

General Ledger Report

January - February 2014

Date	Trans.	Journal	Reference	Debit Amount	Credit Amount	Balance	Project Desc.
1-1601-00							
Account: 1-1601-00 (Construction in Progress-Architect)							
1/1/2014			<i>Account Beginning Balance</i>			\$32,185.00	
1/9/2014	8650-1	Accounts Payable	City of Fresno-One-Time Check-84023	\$571.42			
2/17/2014	8760-105	Accounts Payable	Robert Boro Landscape Architec-Childrens P	\$55,625.00			Children's Play Area
2/25/2014	8781-288	Accounts Payable	JRForrest & Associates-City Fees - Africa Dev	\$214.00			Children's Play Area
2/25/2014	8800-251	Accounts Payable	ADJ-JRForrest & Associates-City Fees - Afri	\$213.94			Children's Play Area
2/25/2014	8800-252	Accounts Payable	NEVERSE-ADJ-JRForrest & Associates-City I		\$214.00		Children's Play Area
2/26/2014	8781-354	Accounts Payable	JRForrest & Associates-Water Play Area	\$1,020.00			Children's Play Area
			<i>Account Subtotals</i>	\$57,644.36	\$214.00		
2/28/2014			<i>Account Net Change</i>			\$57,430.36	
2/28/2014			<i>Account Ending Balance</i>			\$89,615.36	
1/1/2014					<i>Grand Total Beginning Balance</i>	\$32,185.00	
2/28/2014					<i>Grand Total Net Change</i>	\$57,430.36	
2/28/2014					<i>Grand Total Ending Balance</i>	\$89,615.36	

Fresno's Chaffee Zoo Corporation General Ledger Report January - February 2014

Date	Trans.	Journal	Reference	Debit Amount	Credit Amount	Balance	Project Desc.
1-1603-17							
Account: 1-1603-17 (Utilities - Capital Utilities)							
1/1/2014			<i>Account Beginning Balance</i>			\$935,537.88	
1/10/2014	8660-144	Accounts Payable	ModSpace-Modular Space Rental	\$358.27			Capital Utilities
2/21/2014	8781-5	Accounts Payable	Harris Construction Co., Inc.-Utilities Project f	\$321,632.68			Capital Utilities
2/24/2014	8781-110	Accounts Payable	ModSpace-Modular Space Rental	\$358.27			Capital Utilities
2/25/2014	8781-282	Accounts Payable	Collins Electrical Company Inc-Fiber Optic P	\$1,756.00			Capital Utilities
2/25/2014	8781-289	Accounts Payable	JRForrest & Associates-City Fees - Africa-Dev	\$112.25			Capital Utilities
2/25/2014	8800-253	Accounts Payable	ADJ-JRForrest & Associates-City Fees - Afri	\$112.22			Capital Utilities
2/25/2014	8800-254	Accounts Payable	REVERSE-ADJ-JRForrest & Associates-City I		\$112.25		Capital Utilities
2/26/2014	8781-294	Accounts Payable	Alan Mok Engineering-Relocation of Water M	\$2,341.25			Capital Utilities
2/26/2014	8781-362	Accounts Payable	JRForrest & Associates-Utilities Project	\$2,210.00			Capital Utilities
			<i>Account Subtotals</i>	\$328,880.94	\$112.25		
2/28/2014			<i>Account Net Change</i>			\$328,768.69	
2/28/2014			<i>Account Ending Balance</i>			\$1,264,306.57	
1/1/2014					<i>Grand Total Beginning Balance</i>	\$935,537.88	
2/28/2014					<i>Grand Total Net Change</i>	\$328,768.69	
2/28/2014					<i>Grand Total Ending Balance</i>	\$1,264,306.57	