



Fresno Chaffee Zoo • 894 West Belmont Avenue • Fresno, California 93728
Phone (559) 498-5910 • Fax (559) 264-9226

Disbursement Claim for Measure Z Funds

Disbursement Claim #: 2017-09

Claim Submission Date: 10/10/17

Request Details

Invoice Date or Date Range (if multiple invoices)	Approved Monthly Budget Covering Invoiced Month(s)	Variance Explanation	Description	Amount Requested
	\$ 258,302.94	*see below	Animal Dept. Salary & Benefits 14/	\$ 356,331.51
	\$ 31,065.97		Veterinary Dept. Salary & Benefits 16/	\$ 33,611.49
	\$ 33,333.34		Animal Feed 17/	\$ 43,120.92
	\$ 52,083.34		Utilities (Gas & Electric) 39/	\$ 68,643.27
	\$ 10.00		Wire Fee	\$ 10.00
				\$ 501,717.19
				\$ (10.00)
	\$ 374,785.59		TOTAL AMOUNT REQUESTED	\$ 501,707.19

*our actual is above because September was budgeted as a two payroll month. There were actually three payrolls for this month.

	356,331.51	+
	33,611.49	+
	43,120.92	+
	68,643.27	+
	10.00	=
Total [5 items]	501,717.19	T
	501,717.19	-
	10.00	=
Total [2 items]	501,707.19	T

Fresno's Chaffee Zoo Corporation
Income Statement
September 2017

Ties to attached GL

	2017 Budget	Sept Budget	Sept Measure Z	Sept Actual	YTD Budget	YTD Measure Z	YTD Actual
REVENUE							
Self-Generated Revenue							
Admissions							
Admissions	\$0.00	\$0.00	\$0.00	\$0.00	\$0.00	\$0.00	\$0.00
Admissions-Special Events	\$13,000.00	\$1,083.34	\$0.00	\$0.00	\$9,749.98	\$0.00	\$0.00
Admissions-Visitor Services	\$4,290,500.00	\$328,000.00	\$0.00	\$220,397.08	\$3,646,500.00	\$0.00	\$2,763,895.15
Combo Tickets - Adults	\$0.00	\$0.00	\$0.00	\$0.00	\$0.00	\$0.00	\$0.00
Combo Tickets - Child/Senior	\$0.00	\$0.00	\$0.00	\$0.00	\$0.00	\$0.00	\$0.00
Over and Under	\$0.00	\$0.00	\$0.00	\$0.00	\$0.00	\$0.00	\$0.00
Over and Under-Visitor Services	\$0.00	\$0.00	\$0.00	(\$149.44)	\$0.00	\$0.00	\$1,169.14
Total Admissions	\$4,303,500.00	\$329,083.34	\$0.00	\$220,247.64	\$3,656,249.98	\$0.00	\$2,765,064.29
Adopt an Animal							
Adopt An Animal	\$0.00	\$0.00	\$0.00	\$0.00	\$0.00	\$0.00	\$0.00
Adopt An Animal-Development	\$40,000.00	\$1,500.00	\$0.00	\$1,190.00	\$30,500.00	\$0.00	\$20,410.00
Total Adopt an Animal	\$40,000.00	\$1,500.00	\$0.00	\$1,190.00	\$30,500.00	\$0.00	\$20,410.00
Board Designated for Endow							
Board Designated Endowment Income	\$0.00	\$0.00	\$0.00	\$0.00	\$0.00	\$0.00	\$0.00
Board Designated Endowment Income-Deve	\$50,000.00	\$12,500.00	\$0.00	\$200.00	\$37,500.00	\$0.00	\$2,280.00
Endowment Trust Fund-Perm	\$0.00	\$0.00	\$0.00	\$0.00	\$0.00	\$0.00	\$0.00
Total Board Designated for Endowment	\$50,000.00	\$12,500.00	\$0.00	\$200.00	\$37,500.00	\$0.00	\$2,280.00
Education							
After School Programs	\$0.00	\$0.00	\$0.00	\$0.00	\$0.00	\$0.00	\$0.00
After School Programs-Education	\$0.00	\$0.00	\$0.00	\$0.00	\$0.00	\$0.00	\$0.00
Annual Dues	\$0.00	\$0.00	\$0.00	\$0.00	\$0.00	\$0.00	\$0.00
Annual Dues-Education	\$0.00	\$0.00	\$0.00	\$0.00	\$0.00	\$0.00	\$0.00
Annual Dues-Volunteer	\$1,000.00	\$83.34	\$0.00	\$0.00	\$749.98	\$0.00	\$1,980.00
Camp Scholarships	\$0.00	\$0.00	\$0.00	\$0.00	\$0.00	\$0.00	\$0.00
Camp Scholarships-Education	\$0.00	\$0.00	\$0.00	\$0.00	\$0.00	\$0.00	\$0.00
Class Fees	\$0.00	\$0.00	\$0.00	\$0.00	\$0.00	\$0.00	\$0.00

Fresno's Chaffee Zoo Corporation
Income Statement
September 2017

	2017 Budget	Sept Budget	Sept Measure Z	Sept Actual	YTD Budget	YTD Measure Z	YTD Actual
Class Fees-Education	\$0.00	\$0.00	\$0.00	\$0.00	\$0.00	\$0.00	\$0.00
Class Fees-Volunteer	\$3,500.00	\$291.67	\$0.00	\$1,600.00	\$2,624.99	\$0.00	\$2,355.00
Cookbook Sales	\$0.00	\$0.00	\$0.00	\$0.00	\$0.00	\$0.00	\$0.00
Cookbook Sales-Volunteer	\$0.00	\$0.00	\$0.00	\$0.00	\$0.00	\$0.00	\$0.00
Docent Activities	\$0.00	\$0.00	\$0.00	\$0.00	\$0.00	\$0.00	\$0.00
Docent Activities-Volunteer	\$3,000.00	\$250.00	\$0.00	\$110.00	\$2,250.00	\$0.00	\$8,050.00
Education-General Income	\$0.00	\$0.00	\$0.00	\$0.00	\$0.00	\$0.00	\$0.00
Education-General Income-Education	\$0.00	\$0.00	\$0.00	\$0.00	\$0.00	\$0.00	\$0.00
Docent Fundraising Income	\$0.00	\$0.00	\$0.00	\$0.00	\$0.00	\$0.00	\$0.00
Docent Fundraising Income-Volunteer	\$0.00	\$0.00	\$0.00	\$0.00	\$0.00	\$0.00	\$0.00
Grants	\$0.00	\$0.00	\$0.00	\$0.00	\$0.00	\$0.00	\$0.00
Grants-Education	\$0.00	\$0.00	\$0.00	\$0.00	\$0.00	\$0.00	\$0.00
Junior University Income	\$0.00	\$0.00	\$0.00	\$0.00	\$0.00	\$0.00	\$0.00
Junior University Income-Education	\$0.00	\$0.00	\$0.00	\$0.00	\$0.00	\$0.00	\$0.00
Overnight Income	\$0.00	\$0.00	\$0.00	\$0.00	\$0.00	\$0.00	\$0.00
Overnight Income-Education	\$16,000.00	\$6,000.00	\$0.00	\$0.00	\$14,000.00	\$0.00	\$15,640.00
Scout Guide-Education	\$10,000.00	\$833.34	\$0.00	\$322.00	\$7,499.98	\$0.00	\$4,784.00
Service Income	\$0.00	\$0.00	\$0.00	\$0.00	\$0.00	\$0.00	\$0.00
Service Income-Education	\$0.00	\$0.00	\$0.00	\$0.00	\$0.00	\$0.00	\$0.00
Service Income-Volunteer	\$0.00	\$0.00	\$0.00	\$0.00	\$0.00	\$0.00	\$0.00
Teacher Resource Guide Income	\$0.00	\$0.00	\$0.00	\$0.00	\$0.00	\$0.00	\$0.00
Teacher Training Workshop Income	\$0.00	\$0.00	\$0.00	\$0.00	\$0.00	\$0.00	\$0.00
Teacher Training Workshop Income-Educati	\$0.00	\$0.00	\$0.00	\$0.00	\$0.00	\$0.00	\$0.00
Trip Income	\$0.00	\$0.00	\$0.00	\$0.00	\$0.00	\$0.00	\$0.00
Trip Income-Education	\$0.00	\$0.00	\$0.00	\$0.00	\$0.00	\$0.00	\$0.00
Trip Income-Volunteer	\$0.00	\$0.00	\$0.00	\$0.00	\$0.00	\$0.00	\$0.00
Uniform Income	\$0.00	\$0.00	\$0.00	\$0.00	\$0.00	\$0.00	\$0.00
Uniform Income-Volunteer	\$2,000.00	\$166.67	\$0.00	\$20.00	\$1,499.99	\$0.00	\$1,077.00
Wild Connections Lab Income	\$0.00	\$0.00	\$0.00	\$0.00	\$0.00	\$0.00	\$0.00
Wild Connections Lab Income-Education	\$56,000.00	\$1,100.00	\$0.00	\$1,734.00	\$36,300.00	\$0.00	\$45,713.50
Zoo Adventures Camp Income	\$0.00	\$0.00	\$0.00	\$0.00	\$0.00	\$0.00	\$0.00
Zoo Adventures Camp Income-Education	\$200,000.00	\$200.00	\$0.00	\$0.00	\$183,700.00	\$0.00	\$189,092.50

Fresno's Chaffee Zoo Corporation
Income Statement
September 2017

	2017 Budget	Sept Budget	Sept Measure Z	Sept Actual	YTD Budget	YTD Measure Z	YTD Actual
Zoo Boo Haunted House Income	\$0.00	\$0.00	\$0.00	\$0.00	\$0.00	\$0.00	\$0.00
Zoo Preview Income	\$0.00	\$0.00	\$0.00	\$0.00	\$0.00	\$0.00	\$0.00
Zoo Preview Income-Volunteer	\$3,600.00	\$300.00	\$0.00	\$0.00	\$2,700.00	\$0.00	\$2,340.00
Zoo School Income	\$0.00	\$0.00	\$0.00	\$0.00	\$0.00	\$0.00	\$0.00
Zoo Talks Income	\$0.00	\$0.00	\$0.00	\$0.00	\$0.00	\$0.00	\$0.00
Zoo Talks Income-Education	\$5,000.00	\$50.00	\$0.00	\$0.00	\$2,900.00	\$0.00	\$2,090.00
Zoopeteer Income	\$0.00	\$0.00	\$0.00	\$0.00	\$0.00	\$0.00	\$0.00
Zoopeteer Income-Education	\$0.00	\$0.00	\$0.00	\$0.00	\$0.00	\$0.00	\$0.00
Zoopeteer Income-Volunteer	\$0.00	\$0.00	\$0.00	\$0.00	\$0.00	\$0.00	\$0.00
Camp Scholarships-Res	\$0.00	\$0.00	\$0.00	\$0.00	\$0.00	\$0.00	\$0.00
Camp Scholarships-Res-Education	\$3,000.00	\$250.01	\$0.00	\$1,000.00	\$2,249.97	\$0.00	\$1,515.00
Grants-Res	\$0.00	\$0.00	\$0.00	\$0.00	\$0.00	\$0.00	\$0.00
Grants-Res-Education	\$7,000.00	\$583.34	\$0.00	\$4,844.76	\$5,249.98	\$0.00	\$4,844.76
Grants-Res-Volunteer	\$0.00	\$0.00	\$0.00	\$0.00	\$0.00	\$0.00	\$3,000.00
Grants-Perm	\$0.00	\$0.00	\$0.00	\$0.00	\$0.00	\$0.00	\$0.00
Tour Income	\$0.00	\$0.00	\$0.00	\$0.00	\$0.00	\$0.00	\$0.00
Tour Income-Volunteer	\$4,500.00	\$375.00	\$0.00	\$676.00	\$3,375.00	\$0.00	\$6,194.00
Tot Time Income	\$0.00	\$0.00	\$0.00	\$0.00	\$0.00	\$0.00	\$0.00
Tot Time Income-Education	\$8,000.00	\$700.00	\$0.00	\$1,078.00	\$5,400.00	\$0.00	\$6,063.00
Zoomobile Income	\$0.00	\$0.00	\$0.00	\$0.00	\$0.00	\$0.00	\$0.00
Zoomobile Income-Education	\$50,000.00	\$1,500.00	\$0.00	\$110.00	\$45,000.00	\$0.00	\$37,599.80
Behind the Scenes-Education	\$60,000.00	\$4,000.00	\$0.00	\$2,105.00	\$52,250.00	\$0.00	\$32,262.00
Facility Rental-Education	\$3,000.00	\$250.00	\$0.00	\$500.00	\$2,250.00	\$0.00	\$4,100.00
Miscellaneous Income-Education	\$0.00	\$0.00	\$0.00	\$0.00	\$0.00	\$0.00	\$0.00
Uniform-Teen Payment- Volunteer	\$0.00	\$0.00	\$0.00	\$0.00	\$0.00	\$0.00	\$0.00
Total Education	\$435,600.00	\$16,933.37	\$0.00	\$14,099.76	\$369,999.89	\$0.00	\$368,700.56
Food Services							
Concessions Commission	\$0.00	\$0.00	\$0.00	\$0.00	\$0.00	\$0.00	\$0.00
Concessions Commission-Administration	\$741,000.00	\$47,500.00	\$0.00	\$50,195.78	\$589,500.00	\$0.00	\$536,647.35
Concessions Commission-Development	\$0.00	\$0.00	\$0.00	\$0.00	\$0.00	\$0.00	\$0.00
Total Food Services	\$741,000.00	\$47,500.00	\$0.00	\$50,195.78	\$589,500.00	\$0.00	\$536,647.35

Fresno's Chaffee Zoo Corporation

Income Statement

September 2017

	2017 Budget	Sept Budget	Sept Measure Z	Sept Actual	YTD Budget	YTD Measure Z	YTD Actual
Gift Shop							
Gift Shop Income	\$0.00	\$0.00	\$0.00	\$0.00	\$0.00	\$0.00	\$0.00
Gift Shop Commission	\$0.00	\$0.00	\$0.00	\$0.00	\$0.00	\$0.00	\$0.00
Gift Shop Commission-Administration	\$503,500.00	\$33,000.00	\$0.00	\$25,832.49	\$402,000.00	\$0.00	\$351,106.69
Total Gift Shop	\$503,500.00	\$33,000.00	\$0.00	\$25,832.49	\$402,000.00	\$0.00	\$351,106.69
Giraffe Feeding							
Giraffe Feeding Income	\$0.00	\$0.00	\$0.00	\$0.00	\$0.00	\$0.00	\$0.00
Giraffe Feeding Income-Education	\$460,000.00	\$34,500.00	\$0.00	\$37,081.83	\$385,000.00	\$0.00	\$424,191.16
Giraffe Feeding Income-Visitor Services	\$0.00	\$0.00	\$0.00	\$0.00	\$0.00	\$0.00	\$0.00
Total Giraffe Feeding	\$460,000.00	\$34,500.00	\$0.00	\$37,081.83	\$385,000.00	\$0.00	\$424,191.16
Grants/Fundraising							
Annual Fund	\$0.00	\$0.00	\$0.00	\$0.00	\$0.00	\$0.00	\$0.00
Conservation Income-Animal	\$0.00	\$0.00	\$0.00	\$0.00	\$0.00	\$0.00	\$0.00
Conservation Income-Development	\$0.00	\$0.00	\$0.00	\$477.76	\$0.00	\$0.00	\$16,141.45
Conservation Income-Education	\$0.00	\$0.00	\$0.00	\$0.00	\$0.00	\$0.00	\$0.00
Conservation Income-Veterinary	\$0.00	\$0.00	\$0.00	\$100.00	\$0.00	\$0.00	\$100.00
Donations	\$0.00	\$0.00	\$0.00	\$0.00	\$0.00	\$0.00	\$0.00
Donations-Marketing	\$0.00	\$0.00	\$0.00	\$0.00	\$0.00	\$0.00	\$0.00
Donations-Development	\$400,000.00	\$35,000.00	\$0.00	\$1,107.61	\$250,000.00	\$0.00	\$50,772.95
Donations-Special Events	\$0.00	\$0.00	\$0.00	\$900.00	\$0.00	\$0.00	\$985.00
Donations-Education	\$500.00	\$41.67	\$0.00	\$0.00	\$374.99	\$0.00	\$255.54
Donations-Volunteer	\$0.00	\$0.00	\$0.00	\$0.00	\$0.00	\$0.00	\$0.00
In-Kind Contributions	\$0.00	\$0.00	\$0.00	\$0.00	\$0.00	\$0.00	\$0.00
In-Kind Contributions-Development	\$0.00	\$0.00	\$0.00	\$0.00	\$0.00	\$0.00	\$0.00
In-Kind Contributions - Volunteer	\$0.00	\$0.00	\$0.00	\$0.00	\$0.00	\$0.00	\$0.00
New Sea Lion Exhibit Fundraising Income	\$0.00	\$0.00	\$0.00	\$0.00	\$0.00	\$0.00	\$30.00
Annual Fund-Res	\$0.00	\$0.00	\$0.00	\$0.00	\$0.00	\$0.00	\$0.00
Conservation Income-Res-Development	\$0.00	\$0.00	\$0.00	\$57.00	\$0.00	\$0.00	\$2,275.00
Conservation Income-Res-Veterinary	\$150.00	\$12.50	\$0.00	(\$100.00)	\$112.50	\$0.00	\$0.00

Fresno's Chaffee Zoo Corporation

Income Statement

September 2017

	2017 Budget	Sept Budget	Sept Measure Z	Sept Actual	YTD Budget	YTD Measure Z	YTD Actual
Donations-Res	\$0.00	\$0.00	\$0.00	\$0.00	\$0.00	\$0.00	\$0.00
Donations-Res-Marketing	\$0.00	\$0.00	\$0.00	\$0.00	\$0.00	\$0.00	\$0.00
Donations-Res-Development	\$0.00	\$0.00	\$0.00	\$650.17	\$0.00	\$0.00	\$107,236.57
Donations-Res-Education	\$0.00	\$0.00	\$0.00	\$600.00	\$0.00	\$0.00	\$3,100.00
Donations-Res-Veterinary	\$0.00	\$0.00	\$0.00	\$7,675.00	\$0.00	\$0.00	\$7,675.00
In-Kind Contributions-Res	\$0.00	\$0.00	\$0.00	\$0.00	\$0.00	\$0.00	\$0.00
New Sea Lion Exhibit Fundraising Income-	\$0.00	\$0.00	\$0.00	\$0.00	\$0.00	\$0.00	\$0.00
Donations-Perm	\$0.00	\$0.00	\$0.00	\$0.00	\$0.00	\$0.00	\$0.00
Donations-Perm-Education	\$0.00	\$0.00	\$0.00	\$0.00	\$0.00	\$0.00	\$0.00
Docent Education Fund-Perm	\$0.00	\$0.00	\$0.00	\$0.00	\$0.00	\$0.00	\$0.00
Pay Loader Kiddie Ride-Development	\$0.00	\$0.00	\$0.00	\$0.00	\$0.00	\$0.00	\$0.00
Pay Loader Ride-Africa-Res-Development	\$0.00	\$0.00	\$0.00	\$0.00	\$0.00	\$0.00	\$0.50
Total Grants/Fundraising	\$400,650.00	\$35,054.17	\$0.00	\$11,467.54	\$250,487.49	\$0.00	\$188,572.01
Group Event/Facility Rental							
Facility Rental	\$0.00	\$0.00	\$0.00	\$0.00	\$0.00	\$0.00	\$0.00
Facility Rental-Special Events	\$480,000.00	\$50,000.00	\$0.00	\$31,024.37	\$355,000.00	\$0.00	\$410,932.08
Total Group Event/Facility Rental	\$480,000.00	\$50,000.00	\$0.00	\$31,024.37	\$355,000.00	\$0.00	\$410,932.08
Interest Income							
Interest Income	\$375,000.00	\$15,000.00	\$0.00	\$17,063.07	\$135,000.00	\$0.00	\$126,136.77
Interest Income-Administration	\$0.00	\$0.00	\$0.00	\$0.00	\$0.00	\$0.00	\$0.00
Interest Income-Perm	\$2,500.00	\$208.34	\$0.00	\$0.00	\$1,874.98	\$0.00	\$346.34
Total Interest Income	\$377,500.00	\$15,208.34	\$0.00	\$17,063.07	\$136,874.98	\$0.00	\$126,483.11
Investment Income							
Investment Income	\$0.00	\$0.00	\$0.00	\$55,765.04	\$0.00	\$0.00	\$805,732.94
Investment Gain/Loss Unrealized	\$0.00	\$0.00	\$0.00	\$0.00	\$0.00	\$0.00	\$0.00
Investment Gain/Loss Realized	\$0.00	\$0.00	\$0.00	\$0.00	\$0.00	\$0.00	\$0.00
Investment Income-Res	\$0.00	\$0.00	\$0.00	\$0.00	\$0.00	\$0.00	\$0.00
Investment Gain/Loss Unrealized-Res	\$0.00	\$0.00	\$0.00	\$0.00	\$0.00	\$0.00	\$0.00
Investment Gain/Loss Realized-Res	\$0.00	\$0.00	\$0.00	\$0.00	\$0.00	\$0.00	\$0.00

Fresno's Chaffee Zoo Corporation

Income Statement

September 2017

	2017 Budget	Sept Budget	Sept Measure Z	Sept Actual	YTD Budget	YTD Measure Z	YTD Actual
Investment Income-Perm	\$0.00	\$0.00	\$0.00	\$0.00	\$0.00	\$0.00	\$4,493.64
Investment Gain/Loss Unrealized-Perm	\$0.00	\$0.00	\$0.00	\$0.00	\$0.00	\$0.00	\$0.00
Investment Gain/Loss Realized-Perm	\$0.00	\$0.00	\$0.00	\$0.00	\$0.00	\$0.00	\$0.00
Total Investment Income	\$0.00	\$0.00	\$0.00	\$55,765.04	\$0.00	\$0.00	\$810,226.58
Membership							
Corporate Membership	\$0.00	\$0.00	\$0.00	\$0.00	\$0.00	\$0.00	\$0.00
Membership Income	\$0.00	\$0.00	\$0.00	\$0.00	\$0.00	\$0.00	\$0.00
Membership Income-Membership	\$1,250,000.00	\$101,000.00	\$0.00	\$79,700.00	\$995,000.00	\$0.00	\$992,992.45
Total Membership	\$1,250,000.00	\$101,000.00	\$0.00	\$79,700.00	\$995,000.00	\$0.00	\$992,992.45
Special Events							
Boutique Sales	\$0.00	\$0.00	\$0.00	\$0.00	\$0.00	\$0.00	\$0.00
Corporate Tent Income	\$0.00	\$0.00	\$0.00	\$0.00	\$0.00	\$0.00	\$0.00
Exhibitor Booth Income	\$0.00	\$0.00	\$0.00	\$0.00	\$0.00	\$0.00	\$0.00
Exhibitor Booth Income-Special Events	\$4,500.00	\$4,500.00	\$0.00	\$1,000.00	\$4,500.00	\$0.00	\$1,650.00
Raffle Ticket Income	\$0.00	\$0.00	\$0.00	\$0.00	\$0.00	\$0.00	\$0.00
Raffle Ticket Income-Special Events	\$0.00	\$0.00	\$0.00	\$0.00	\$0.00	\$0.00	\$0.00
Santa Photo-Special Events	\$0.00	\$0.00	\$0.00	\$0.00	\$0.00	\$0.00	\$0.00
Script Sales	\$0.00	\$0.00	\$0.00	\$0.00	\$0.00	\$0.00	\$0.00
Script Sales-Special Events	\$9,000.00	\$4,000.00	\$0.00	\$2,285.00	\$4,000.00	\$0.00	\$2,285.00
Auction Income	\$0.00	\$0.00	\$0.00	\$0.00	\$0.00	\$0.00	\$0.00
Auction Income-Special Events	\$35,000.00	\$35,000.00	\$0.00	\$19,440.00	\$35,000.00	\$0.00	\$19,440.00
Special Event Income	\$0.00	\$0.00	\$0.00	\$0.00	\$0.00	\$0.00	\$0.00
Special Event Income-Special Events	\$528,500.00	\$110,000.00	\$0.00	\$94,718.50	\$233,500.00	\$0.00	\$180,704.76
Sponsorships	\$0.00	\$0.00	\$0.00	\$0.00	\$0.00	\$0.00	\$0.00
Sponsorships-Development	\$0.00	\$0.00	\$0.00	\$0.00	\$0.00	\$0.00	\$0.00
Sponsorships-Special Events	\$125,000.00	\$20,000.00	\$0.00	\$0.00	\$122,000.00	\$0.00	\$0.00
Sponsorships-Education	\$0.00	\$0.00	\$0.00	\$0.00	\$0.00	\$0.00	\$0.00
ZooLights 3D Glasses Income-Special Even	\$4,500.00	\$0.00	\$0.00	\$0.00	\$0.00	\$0.00	\$0.00
Special Event Income-Res	\$0.00	\$0.00	\$0.00	\$0.00	\$0.00	\$0.00	\$0.00
Sponsorships-Res	\$0.00	\$0.00	\$0.00	\$0.00	\$0.00	\$0.00	\$0.00

Fresno's Chaffee Zoo Corporation

Income Statement

September 2017

	2017 Budget	Sept Budget	Sept Measure Z	Sept Actual	YTD Budget	YTD Measure Z	YTD Actual
Sponsorships-Res-Marketing	\$0.00	\$0.00	\$0.00	\$0.00	\$0.00	\$0.00	\$0.00
Sponsorships-Res-Development	\$25,000.00	\$0.00	\$0.00	\$0.00	\$25,000.00	\$0.00	\$25,000.00
Sponsorships-Res-Special Events	\$0.00	\$0.00	\$0.00	\$5,000.00	\$0.00	\$0.00	\$50,500.00
Sponsorships-Res-Education	\$5,000.00	\$416.67	\$0.00	\$0.00	\$3,749.99	\$0.00	\$0.00
Total Special Events	\$736,500.00	\$173,916.67	\$0.00	\$122,443.50	\$427,749.99	\$0.00	\$279,579.76
Stingray Exhibit							
Stingray Admissions	\$0.00	\$0.00	\$0.00	\$0.00	\$0.00	\$0.00	\$0.00
Stingray Admissions-Education	\$313,500.00	\$20,500.00	\$0.00	\$15,106.97	\$270,500.00	\$0.00	\$221,158.33
Stingray Admissions-Visitor Services	\$0.00	\$0.00	\$0.00	\$0.00	\$0.00	\$0.00	\$0.00
Stingray Feeding Income	\$0.00	\$0.00	\$0.00	\$0.00	\$0.00	\$0.00	\$0.00
Stingray Feeding Income-Education	\$37,500.00	\$2,450.00	\$0.00	\$2,295.00	\$32,250.00	\$0.00	\$25,385.00
Stingray Feeding Income-Visitor Services	\$0.00	\$0.00	\$0.00	\$0.00	\$0.00	\$0.00	\$0.00
Total Stingray Exhibit	\$351,000.00	\$22,950.00	\$0.00	\$17,401.97	\$302,750.00	\$0.00	\$246,543.33
Other							
Biofacts	\$0.00	\$0.00	\$0.00	\$0.00	\$0.00	\$0.00	\$0.00
Elephant Painting Income	\$0.00	\$0.00	\$0.00	\$0.00	\$0.00	\$0.00	\$0.00
Enrichment Income	\$0.00	\$0.00	\$0.00	\$0.00	\$0.00	\$0.00	\$0.00
Fundraising Pins Income-Development	\$0.00	\$0.00	\$0.00	\$0.00	\$0.00	\$0.00	\$15.00
Orang Research Income	\$0.00	\$0.00	\$0.00	\$0.00	\$0.00	\$0.00	\$0.00
Photography Lab Income	\$0.00	\$0.00	\$0.00	\$0.00	\$0.00	\$0.00	\$0.00
Poster Income-Development	\$0.00	\$0.00	\$0.00	\$0.00	\$0.00	\$0.00	\$0.00
Sales of Animals	\$0.00	\$0.00	\$0.00	\$0.00	\$0.00	\$0.00	\$0.00
Sales of Animals-Animals	\$0.00	\$0.00	\$0.00	\$0.00	\$0.00	\$0.00	\$0.00
Special Project Income	\$0.00	\$0.00	\$0.00	\$0.00	\$0.00	\$0.00	\$0.00
Zoo Career Workshop Income	\$0.00	\$0.00	\$0.00	\$0.00	\$0.00	\$0.00	\$0.00
Interfund Transfer	\$0.00	\$0.00	\$0.00	(\$50,933.33)	\$0.00	\$0.00	(\$50,933.33)
Net Assets Released from Restrictions	\$0.00	\$0.00	\$0.00	\$0.00	\$0.00	\$0.00	\$0.00
Enrichment Income-Res-Development	\$0.00	\$0.00	\$0.00	\$1,341.00	\$0.00	\$0.00	\$2,316.00
Fundraising Pins Income-Res-Development	\$0.00	\$0.00	\$0.00	\$0.00	\$0.00	\$0.00	\$10.00
Orang Research Income-Res	\$0.00	\$0.00	\$0.00	\$0.00	\$0.00	\$0.00	\$0.00

Fresno's Chaffee Zoo Corporation

Income Statement

September 2017

	2017 Budget	Sept Budget	Sept Measure Z	Sept Actual	YTD Budget	YTD Measure Z	YTD Actual
Special Project Income-Res	\$0.00	\$0.00	\$0.00	\$0.00	\$0.00	\$0.00	\$0.00
Interfund Transfer-Res	\$0.00	\$0.00	\$0.00	\$50,933.33	\$0.00	\$0.00	\$50,933.33
Net Assets Released from Restrictions-Res	\$0.00	\$0.00	\$0.00	\$0.00	\$0.00	\$0.00	\$0.00
Interfund Transfer-Perm	\$0.00	\$0.00	\$0.00	\$0.00	\$0.00	\$0.00	\$0.00
Net Assets Released from Restrictions-Perm	\$0.00	\$0.00	\$0.00	\$0.00	\$0.00	\$0.00	\$0.00
Miscellaneous Income	\$5,000.00	\$416.67	\$0.00	\$0.00	\$3,749.99	\$0.00	\$2,736.26
Miscellaneous Income-Visitor Services	\$0.00	\$0.00	\$0.00	\$0.00	\$0.00	\$0.00	\$0.00
Miscellaneous Income-Human Resources	\$0.00	\$0.00	\$0.00	\$0.00	\$0.00	\$0.00	\$0.00
Airbrush Tattoo Income	\$0.00	\$0.00	\$0.00	\$0.00	\$0.00	\$0.00	\$0.00
ATM Income	\$1,500.00	\$125.00	\$0.00	\$72.00	\$1,125.00	\$0.00	\$1,070.00
ATM Income-Administration	\$0.00	\$0.00	\$0.00	\$0.00	\$0.00	\$0.00	\$0.00
Parking Passes	\$0.00	\$0.00	\$0.00	\$0.00	\$0.00	\$0.00	\$0.00
Penny Press Income	\$14,000.00	\$1,166.67	\$0.00	\$0.00	\$10,499.99	\$0.00	\$6,953.25
Penny Press Income-Administration	\$0.00	\$0.00	\$0.00	\$0.00	\$0.00	\$0.00	\$0.00
Photo Machine Income	\$11,000.00	\$916.67	\$0.00	\$491.32	\$8,249.99	\$0.00	\$7,159.61
Photo Machine Income-Administration	\$0.00	\$0.00	\$0.00	\$0.00	\$0.00	\$0.00	\$0.00
Photo/Video Income-Marketing	\$0.00	\$0.00	\$0.00	\$0.00	\$0.00	\$0.00	\$0.00
Zoo Book Sales	\$0.00	\$0.00	\$0.00	\$0.00	\$0.00	\$0.00	\$0.00
Zoo Key Sales	\$0.00	\$0.00	\$0.00	\$0.00	\$0.00	\$0.00	\$0.00
Pay Loader Kiddie Ride	\$0.00	\$0.00	\$0.00	\$0.00	\$0.00	\$0.00	\$0.00
Vending Commission-Administration	\$37,500.00	\$3,250.00	\$0.00	\$2,190.79	\$27,750.00	\$0.00	\$23,276.74
Camel Rides							
Camel Rides	\$0.00	\$0.00	\$0.00	\$0.00	\$0.00	\$0.00	\$0.00
Total Camel Rides	\$0.00	\$0.00	\$0.00	\$0.00	\$0.00	\$0.00	\$0.00
Stroller/Wheelchair Rental							
Stroller/Wheelchair Rental Income	\$0.00	\$0.00	\$0.00	\$0.00	\$0.00	\$0.00	\$0.00
Total Stroller/Wheelchair Rental	\$0.00	\$0.00	\$0.00	\$0.00	\$0.00	\$0.00	\$0.00
Total Other	\$69,000.00	\$5,875.01	\$0.00	\$4,095.11	\$51,374.97	\$0.00	\$43,536.86
Total Self-Generated Revenue	\$10,198,250.00	\$879,020.90	\$0.00	\$687,808.10	\$7,989,987.30	\$0.00	\$7,567,266.23

Fresno's Chaffee Zoo Corporation

Income Statement

September 2017

	<u>2017 Budget</u>	<u>Sept Budget</u>	<u>Sept Measure Z</u>	<u>Sept Actual</u>	<u>YTD Budget</u>	<u>YTD Measure Z</u>	<u>YTD Actual</u>
City of Fresno							
City of Fresno	\$0.00	\$0.00	\$0.00	\$0.00	\$0.00	\$0.00	\$0.00
City of Fresno-Administration	\$0.00	\$0.00	\$0.00	\$0.00	\$0.00	\$0.00	\$0.00
City of Fresno-Res	\$0.00	\$0.00	\$0.00	\$0.00	\$0.00	\$0.00	\$0.00
Total City of Fresno	<u>\$0.00</u>	<u>\$0.00</u>	<u>\$0.00</u>	<u>\$0.00</u>	<u>\$0.00</u>	<u>\$0.00</u>	<u>\$0.00</u>
Measure Z-Capital Funds							
Measure Z Capital Income	\$0.00	\$0.00	\$0.00	\$10.00	\$0.00	\$0.00	\$889,964.22
Measure Z Capital Income-Res	\$0.00	\$0.00	\$0.00	\$0.00	\$0.00	\$0.00	\$0.00
Total Measure Z-Capital Funds	<u>\$0.00</u>	<u>\$0.00</u>	<u>\$0.00</u>	<u>\$10.00</u>	<u>\$0.00</u>	<u>\$0.00</u>	<u>\$889,964.22</u>
Measure Z Operating Funds							
Measure Z Operating Income	\$4,522,000.00	\$322,712.00	\$0.00	\$500,604.93	\$3,488,663.00	\$0.00	\$3,517,891.11
Measure Z Operating Income-Administratio	\$0.00	\$0.00	\$0.00	\$0.00	\$0.00	\$0.00	\$0.00
Measure Z Operating Income-Res	\$0.00	\$0.00	\$0.00	\$0.00	\$0.00	\$0.00	\$0.00
Transfer to/from Related Org							
Transfer to/from Related Organization	\$0.00	\$0.00	\$0.00	\$0.00	\$0.00	\$0.00	\$0.00
Transfer to/from Related Organization-Res	\$0.00	\$0.00	\$0.00	\$0.00	\$0.00	\$0.00	\$0.00
Transfer to/from Related Organization-Perm	\$0.00	\$0.00	\$0.00	\$0.00	\$0.00	\$0.00	\$0.00
Total Transfer to/from Related Org	<u>\$0.00</u>	<u>\$0.00</u>	<u>\$0.00</u>	<u>\$0.00</u>	<u>\$0.00</u>	<u>\$0.00</u>	<u>\$0.00</u>
Total Measure Z Operating Funds	<u>\$4,522,000.00</u>	<u>\$322,712.00</u>	<u>\$0.00</u>	<u>\$500,604.93</u>	<u>\$3,488,663.00</u>	<u>\$0.00</u>	<u>\$3,517,891.11</u>
TOTAL REVENUE	<u>\$14,720,250.00</u>	<u>\$1,201,732.90</u>	<u>\$0.00</u>	<u>\$1,188,423.03</u>	<u>\$11,478,650.30</u>	<u>\$0.00</u>	<u>\$11,975,121.56</u>

Fresno's Chaffee Zoo Corporation

Income Statement

September 2017

	2017 Budget	Sept Budget	Sept Measure Z	Sept Actual	YTD Budget	YTD Measure Z	YTD Actual
EXPENSES							
OPERATING EXPENSES							
Personnel Expenses							
Administration							
Benefits-General	\$0.00	\$0.00	\$0.00	(\$33.76)	\$0.00	\$0.00	\$0.00
Benefits-Administration	\$127,200.00	\$7,950.00	\$0.00	\$5,004.35	\$95,400.00	\$0.00	\$80,009.24
Payroll Taxes	\$0.00	\$0.00	\$0.00	\$0.00	\$0.00	\$0.00	\$0.00
Payroll Taxes-Administration	\$65,950.00	\$5,276.00	\$0.00	\$5,249.14	\$49,462.50	\$0.00	\$35,997.76
Retirement Contribution-General	\$0.00	\$0.00	\$0.00	\$0.00	\$0.00	\$0.00	\$0.00
Retirement Contribution-Administration	\$17,120.00	\$1,369.60	\$0.00	\$1,617.37	\$12,840.00	\$0.00	\$11,518.51
Salaries-General	\$0.00	\$0.00	\$0.00	\$0.00	\$0.00	\$0.00	\$0.00
Salaries-Administration	\$808,100.00	\$64,648.00	\$0.00	\$83,341.56	\$606,075.00	\$0.00	\$491,761.28
Workers Comp-General	\$0.00	\$0.00	\$0.00	\$0.00	\$0.00	\$0.00	\$0.00
Workers Comp-Administration	\$8,718.00	\$697.44	\$0.00	\$654.47	\$6,538.50	\$0.00	\$3,369.09
Total Administration	\$1,027,088.00	\$79,941.04	\$0.00	\$95,833.13	\$770,316.00	\$0.00	\$622,655.88
Animal							
Benefits-Animal	\$462,214.00	\$28,888.38	\$36,037.46	\$36,037.46 ✓	\$346,660.49	\$300,197.80	\$300,197.80
Payroll Taxes-Animal	\$197,316.00	\$15,785.28	\$20,479.36	\$20,479.36 ✓	\$147,987.00	\$131,488.46	\$131,488.46
Retirement Contribution-Animal	\$47,783.00	\$3,822.64	\$6,550.01	\$6,550.01 ✓	\$35,837.25	\$39,705.58	\$39,705.58
Salaries-Animal	\$2,445,054.00	\$195,604.32	\$268,770.80	\$268,770.80 ✓	\$1,833,790.50	\$1,729,599.00	\$1,729,599.00
Workers Comp-Animal	\$177,529.00	\$14,202.32	\$24,493.88	\$24,493.88 ✓	\$133,146.75	\$145,806.43	\$145,806.43
Total Animal	\$3,329,896.00	\$258,302.94	\$356,331.51	\$356,331.51 4/	\$2,497,421.99	\$2,346,797.27	\$2,346,797.27
Education							
Benefits-Education	\$118,588.00	\$7,411.75	\$0.00	\$3,888.72	\$88,941.00	\$0.00	\$54,859.71
Benefits-Volunteer	\$0.00	\$0.00	\$0.00	\$0.00	\$0.00	\$0.00	\$0.00
Payroll Taxes-Education	\$62,885.00	\$5,030.80	\$0.00	\$6,775.77	\$47,163.75	\$0.00	\$50,244.69
Payroll Taxes-Volunteer	\$0.00	\$0.00	\$0.00	\$0.00	\$0.00	\$0.00	\$0.00
Retirement Contribution-Education	\$9,697.00	\$775.76	\$0.00	\$1,007.48	\$7,272.75	\$0.00	\$7,484.80
Salaries-Education	\$829,614.00	\$66,369.12	\$0.00	\$88,708.49	\$622,210.50	\$0.00	\$561,538.61

Fresno's Chaffee Zoo Corporation

Income Statement

September 2017

	2017 Budget	Sept Budget	Sept Measure Z	Sept Actual	YTD Budget	YTD Measure Z	YTD Actual
Salaries-Volunteer	\$0.00	\$0.00	\$0.00	\$0.00	\$0.00	\$0.00	\$0.00
Workers Comp-Education	\$88,856.00	\$7,108.48	\$0.00	\$7,787.76	\$66,642.00	\$0.00	\$45,406.05
Workers Comp-Volunteer	\$0.00	\$0.00	\$0.00	\$0.00	\$0.00	\$0.00	\$0.00
Total Education	\$1,109,640.00	\$86,695.91	\$0.00	\$108,168.22	\$832,230.00	\$0.00	\$719,533.86
Maintenance/Horticulture							
Benefits-Maintenance	\$121,259.00	\$7,578.69	\$0.00	\$7,727.67	\$90,944.24	\$0.00	\$74,364.92
Benefits-Horticulture	\$74,200.00	\$4,637.50	\$0.00	\$3,927.31	\$55,650.00	\$0.00	\$39,856.31
Payroll Taxes-Maintenance	\$35,968.00	\$2,877.44	\$0.00	\$3,688.12	\$26,976.00	\$0.00	\$28,706.73
Payroll Taxes-Horticulture	\$22,794.00	\$1,823.52	\$0.00	\$1,705.33	\$17,095.50	\$0.00	\$12,310.65
Retirement Contribution-Maintenance	\$7,283.00	\$582.64	\$0.00	\$692.85	\$5,462.25	\$0.00	\$3,872.17
Retirement Contribution-Horticulture	\$5,341.00	\$427.28	\$0.00	\$346.02	\$4,005.75	\$0.00	\$3,111.91
Salaries-Maintenance	\$445,580.00	\$35,646.40	\$0.00	\$48,211.69	\$334,185.00	\$0.00	\$302,553.96
Salaries-Horticulture	\$278,206.00	\$22,256.48	\$0.00	\$22,291.44	\$208,654.50	\$0.00	\$161,372.55
Workers Comp-Maintenance	\$32,699.00	\$2,615.92	\$0.00	\$4,242.42	\$24,524.25	\$0.00	\$25,760.12
Workers Comp-Horticulture	\$20,721.00	\$1,657.68	\$0.00	\$2,067.40	\$15,540.75	\$0.00	\$13,728.17
Total Maintenance/Horticulture	\$1,044,051.00	\$80,103.55	\$0.00	\$94,900.25	\$783,038.24	\$0.00	\$665,637.49
Mem/Dev/Marketing							
Benefits-Marketing	\$80,217.00	\$5,013.56	\$0.00	\$2,388.25	\$60,162.75	\$0.00	\$20,941.53
Benefits-Membership	\$0.00	\$0.00	\$0.00	\$1,287.80	\$0.00	\$0.00	\$11,299.94
Benefits-Development	\$0.00	\$0.00	\$0.00	\$1,646.68	\$0.00	\$0.00	\$14,778.48
Benefits-Special Event	\$0.00	\$0.00	\$0.00	\$3,201.74	\$0.00	\$0.00	\$26,216.25
Payroll Taxes-Marketing	\$48,117.00	\$3,849.36	\$0.00	\$1,107.36	\$36,087.75	\$0.00	\$7,185.44
Payroll Taxes-Membership	\$0.00	\$0.00	\$0.00	\$1,008.40	\$0.00	\$0.00	\$6,255.53
Payroll Taxes-Development	\$0.00	\$0.00	\$0.00	\$1,013.77	\$0.00	\$0.00	\$6,359.44
Payroll Taxes-Special Events	\$0.00	\$0.00	\$0.00	\$2,183.38	\$0.00	\$0.00	\$13,383.60
Retirement Contribution-Marketing	\$15,746.00	\$1,259.68	\$0.00	\$473.87	\$11,809.50	\$0.00	\$3,088.43
Retirement Contribution-Membership	\$0.00	\$0.00	\$0.00	\$435.47	\$0.00	\$0.00	\$3,104.06
Retirement Contribution-Development	\$0.00	\$0.00	\$0.00	\$577.94	\$0.00	\$0.00	\$2,864.70
Retirement Contribution-Special Event	\$0.00	\$0.00	\$0.00	\$350.88	\$0.00	\$0.00	\$2,314.25
Salaries-Marketing	\$604,442.00	\$48,355.36	\$0.00	\$14,475.33	\$453,331.50	\$0.00	\$94,081.76

Fresno's Chaffee Zoo Corporation

Income Statement

September 2017

	2017 Budget	Sept Budget	Sept Measure Z	Sept Actual	YTD Budget	YTD Measure Z	YTD Actual
Salaries-Membership	\$0.00	\$0.00	\$0.00	\$13,193.84	\$0.00	\$0.00	\$81,848.50
Salaries-Development	\$0.00	\$0.00	\$0.00	\$13,311.97	\$0.00	\$0.00	\$83,498.23
Salaries-Special Events	\$0.00	\$0.00	\$0.00	\$28,550.17	\$0.00	\$0.00	\$174,014.46
Workers Comp-Marketing	\$26,796.00	\$2,143.68	\$0.00	\$99.33	\$20,097.00	\$0.00	\$839.84
Workers Comp-Membership	\$0.00	\$0.00	\$0.00	\$78.13	\$0.00	\$0.00	\$533.68
Workers Comp-Development	\$0.00	\$0.00	\$0.00	\$93.89	\$0.00	\$0.00	\$516.59
Workers Comp-Special Events	\$0.00	\$0.00	\$0.00	\$2,611.12	\$0.00	\$0.00	\$14,756.19
Total Mem/Dev/Marketing	\$775,318.00	\$60,621.64	\$0.00	\$88,089.32	\$581,488.50	\$0.00	\$567,880.90
Operations							
Benefits-Operations	\$15,329.00	\$958.06	\$0.00	\$1,097.79	\$11,496.75	\$0.00	\$9,577.39
Payroll Taxes-Operations	\$5,412.00	\$432.96	\$0.00	\$624.93	\$4,059.00	\$0.00	\$3,972.47
Retirement Contribution-Operations	\$2,856.00	\$228.48	\$0.00	\$337.50	\$2,142.00	\$0.00	\$2,246.94
Salaries-Operations	\$71,392.00	\$5,711.36	\$0.00	\$8,319.24	\$53,544.00	\$0.00	\$53,082.64
Workers Comp-Operations	\$5,140.00	\$411.20	\$0.00	\$779.64	\$3,855.00	\$0.00	\$4,569.80
Total Operations	\$100,129.00	\$7,742.06	\$0.00	\$11,159.10	\$75,096.75	\$0.00	\$73,449.24
Veterinary							
Benefits-Veterinary	\$68,596.00	\$4,287.25	\$2,692.35	\$2,692.35 ✓	\$51,447.00	\$35,904.11	\$35,904.11
Payroll Taxes-Veterinary	\$23,234.00	\$1,858.72	\$1,978.12	\$1,978.12 ✓	\$17,425.50	\$14,787.04	\$14,787.04
Retirement Contribution-Veterinary	\$9,507.00	\$760.56	\$672.03	\$672.03 ✓	\$7,130.25	\$5,345.76	\$5,345.76
Salaries-Veterinary	\$281,710.00	\$22,536.80	\$25,858.16	\$25,858.16 ✓	\$211,282.50	\$193,336.49	\$193,336.49
Workers Comp-Veterinary	\$20,283.00	\$1,622.64	\$2,410.83	\$2,410.83 ✓	\$15,212.25	\$16,503.86	\$16,503.86
Total Veterinary	\$403,330.00	\$31,065.97	\$33,611.49	\$33,611.49 4/	\$302,497.50	\$265,877.26	\$265,877.26
Visitor Services							
Benefits-Security	\$58,300.00	\$3,643.75	\$0.00	\$1,856.06	\$43,725.00	\$0.00	\$22,347.20
Benefits-Visitor Services	\$55,650.00	\$3,478.13	\$0.00	\$2,841.07	\$41,737.49	\$0.00	\$31,271.38
Payroll Taxes-Security	\$25,259.00	\$2,020.72	\$0.00	\$2,477.10	\$18,944.25	\$0.00	\$22,223.95
Payroll Taxes-Visitor Services	\$31,962.00	\$2,556.96	\$0.00	\$2,532.31	\$23,971.50	\$0.00	\$17,761.63
Retirement Contribution-Security	\$6,379.00	\$510.32	\$0.00	\$284.79	\$4,784.25	\$0.00	\$3,327.03
Retirement Contribution-Visitor Services	\$5,339.00	\$427.12	\$0.00	\$587.11	\$4,004.25	\$0.00	\$3,782.17

Fresno's Chaffee Zoo Corporation

Income Statement

September 2017

	2017 Budget	Sept Budget	Sept Measure Z	Sept Actual	YTD Budget	YTD Measure Z	YTD Actual
Salaries-Security	\$306,175.00	\$24,494.00	\$0.00	\$32,395.63	\$229,631.25	\$0.00	\$210,944.35
Salaries-Visitor Services	\$387,499.00	\$30,999.92	\$0.00	\$33,445.86	\$290,624.25	\$0.00	\$236,577.18
Workers Comp-Security	\$22,963.00	\$1,837.04	\$0.00	\$2,982.39	\$17,222.25	\$0.00	\$17,783.92
Workers Comp-Visitor Services	\$28,763.00	\$2,301.04	\$0.00	\$3,082.41	\$21,572.25	\$0.00	\$20,065.28
Total	\$928,289.00	\$72,269.00	\$0.00	\$82,484.73	\$696,216.74	\$0.00	\$586,084.09
Total Personnel Expenses	\$8,717,741.00	\$676,742.11	\$389,943.00	\$870,577.75	\$6,538,305.72	\$2,612,674.53	\$5,847,915.99
Other Expenses							
Advertising							
Advertising	\$0.00	\$0.00	\$0.00	\$0.00	\$0.00	\$0.00	\$0.00
Advertising-Marketing	\$350,000.00	\$29,166.67	\$0.00	\$24,134.96	\$262,499.99	\$0.00	\$161,107.41
Advertising-Membership	\$900.00	\$75.00	\$0.00	\$0.00	\$675.00	\$0.00	\$0.00
Advertising-Development	\$1,600.00	\$133.34	\$0.00	\$0.00	\$1,199.98	\$0.00	\$0.00
Advertising-Special Events	\$6,900.00	\$0.00	\$0.00	\$0.00	\$4,400.00	\$0.00	\$1,325.08
Advertising-Education	\$9,000.00	\$750.01	\$0.00	\$0.00	\$6,749.97	\$0.00	\$10,097.25
Advertising-Visitor Services	\$0.00	\$0.00	\$0.00	\$0.00	\$0.00	\$0.00	\$0.00
Advertising-Administration	\$0.00	\$0.00	\$0.00	\$1,892.40	\$0.00	\$0.00	\$2,995.74
Advertising-Information Technology	\$0.00	\$0.00	\$0.00	\$0.00	\$0.00	\$0.00	\$0.00
Total Advertising	\$368,400.00	\$30,125.02	\$0.00	\$26,027.36	\$275,524.94	\$0.00	\$175,525.48
Animal Services							
Animal Acquisitions	\$0.00	\$0.00	\$0.00	\$0.00	\$0.00	\$0.00	\$0.00
Animal Acquisitions-Animal	\$7,000.00	\$583.34	\$0.00	\$0.00	\$5,249.98	\$0.00	\$0.00
Animal Acquisitions-Education	\$0.00	\$0.00	\$0.00	\$0.00	\$0.00	\$0.00	\$0.00
Animal Enrichments	\$0.00	\$0.00	\$0.00	\$0.00	\$0.00	\$0.00	\$0.00
Animal Enrichments-Animal	\$5,000.00	\$416.67	\$0.00	\$0.00	\$3,749.99	\$0.00	\$1,861.86
Animal Feed	\$0.00	\$0.00	\$0.00	\$0.00	\$0.00	\$0.00	\$0.00
Animal Feed-Animal	\$400,000.00	\$33,333.34	\$43,120.92	\$43,120.92	\$299,999.98	\$302,787.87	\$302,787.87
Animal Feed-Education	\$20,000.00	\$1,666.67	\$0.00	\$1,973.11	\$14,999.99	\$0.00	\$11,274.97
Animal Shipping (Only)	\$0.00	\$0.00	\$0.00	\$0.00	\$0.00	\$0.00	\$0.00
Animal Shipping-Animal	\$45,000.00	\$3,750.00	\$0.00	\$0.00	\$33,750.00	\$0.00	\$28,065.75
Antivenin	\$0.00	\$0.00	\$0.00	\$0.00	\$0.00	\$0.00	\$0.00

Fresno's Chaffee Zoo Corporation

Income Statement

September 2017

	2017 Budget	Sept Budget	Sept Measure Z	Sept Actual	YTD Budget	YTD Measure Z	YTD Actual
Antivenin-Animal	\$7,725.00	\$643.75	\$0.00	\$0.00	\$5,793.75	\$0.00	\$0.00
Total Animal Services	\$484,725.00	\$40,393.77	\$43,120.92	\$45,094.03	\$363,543.69	\$302,787.87	\$343,990.45
Computer/Software							
Computer Maint Agrmt	\$0.00	\$0.00	\$0.00	\$0.00	\$0.00	\$0.00	\$2,489.18
Computer Maint Agrmt-Maintenance	\$0.00	\$0.00	\$0.00	\$0.00	\$0.00	\$0.00	\$0.00
Computer Maint Agrmt-Animals	\$0.00	\$0.00	\$0.00	\$0.00	\$0.00	\$0.00	\$0.00
Computer Maint Agrmt-Marketing	\$4,800.00	\$400.00	\$0.00	\$259.96	\$3,600.00	\$0.00	\$2,123.96
Computer Maint Agrmt-Membership	\$3,300.00	\$275.00	\$0.00	\$0.00	\$2,475.00	\$0.00	\$2,629.90
Computer Maint Agrmt-Special Events	\$0.00	\$0.00	\$0.00	\$0.00	\$0.00	\$0.00	\$0.00
Computer Maint Agrmt-Education	\$5,200.00	\$433.34	\$0.00	\$0.00	\$3,899.98	\$0.00	\$0.00
Computer Maint Agrmt-Volunteer	\$0.00	\$0.00	\$0.00	\$0.00	\$0.00	\$0.00	\$0.00
Computer Maint Agrmt-Security	\$0.00	\$0.00	\$0.00	\$0.00	\$0.00	\$0.00	\$295.00
Computer Maint Agrmt-Visitor Services	\$11,000.00	\$2,000.00	\$0.00	\$0.00	\$2,000.00	\$0.00	\$0.00
Computer Maint Agrmt-Administration	\$8,750.00	\$150.00	\$0.00	\$0.00	\$8,750.00	\$0.00	\$6,980.52
Computer Maint Agrmt-Human Resource	\$6,000.00	\$0.00	\$0.00	\$0.00	\$6,000.00	\$0.00	\$3,025.00
Computer Maint Agrmt-Finance	\$0.00	\$0.00	\$0.00	\$0.00	\$0.00	\$0.00	\$0.00
Computer Hardware	\$3,500.00	\$291.67	\$0.00	\$0.00	\$2,624.99	\$0.00	\$6,274.00
Computer Hardware-Maintenance	\$0.00	\$0.00	\$0.00	\$0.00	\$0.00	\$0.00	\$0.00
Computer Hardware-Horticulture	\$0.00	\$0.00	\$0.00	\$0.00	\$0.00	\$0.00	\$0.00
Computer Hardware-Animal	\$2,000.00	\$166.67	\$0.00	\$0.00	\$1,499.99	\$0.00	\$0.00
Computer Hardware-Marketing	\$3,000.00	\$250.00	\$0.00	\$0.00	\$2,250.00	\$0.00	\$127.80
Computer Hardware-Membership	\$1,000.00	\$83.34	\$0.00	\$0.00	\$749.98	\$0.00	\$0.00
Computer Hardware-Development	\$500.00	\$41.67	\$0.00	\$0.00	\$374.99	\$0.00	\$0.00
Computer Hardware-Special Events	\$0.00	\$0.00	\$0.00	\$0.00	\$0.00	\$0.00	\$0.00
Computer Hardware-Education	\$3,000.00	\$250.00	\$0.00	\$0.00	\$2,250.00	\$0.00	\$0.00
Computer Hardware-Volunteer	\$800.00	\$66.67	\$0.00	\$0.00	\$599.99	\$0.00	\$0.00
Computer Hardware-Veterinary	\$0.00	\$0.00	\$0.00	\$0.00	\$0.00	\$0.00	\$277.03
Computer Hardware-Security	\$0.00	\$0.00	\$0.00	\$0.00	\$0.00	\$0.00	\$0.00
Computer Hardware-Visitor Services	\$0.00	\$0.00	\$0.00	\$0.00	\$0.00	\$0.00	\$0.00
Computer Hardware-Administration	\$2,500.00	\$208.34	\$0.00	\$0.00	\$1,874.98	\$0.00	\$27.33
Computer Hardware-Human Resources	\$1,300.00	\$108.34	\$0.00	\$0.00	\$974.98	\$0.00	\$0.00

Fresno's Chaffee Zoo Corporation
Income Statement
September 2017

	2017 Budget	Sept Budget	Sept Measure Z	Sept Actual	YTD Budget	YTD Measure Z	YTD Actual
Computer Software/Supplies	\$2,000.00	\$166.67	\$0.00	\$0.00	\$1,499.99	\$0.00	\$0.00
Computer Software/Supplies-Maintenance	\$0.00	\$0.00	\$0.00	\$0.00	\$0.00	\$0.00	\$0.00
Computer Software/Supplies-Horticulture	\$0.00	\$0.00	\$0.00	\$0.00	\$0.00	\$0.00	\$0.00
Computer Software/Supplies-Animal	\$500.00	\$41.67	\$0.00	\$0.00	\$374.99	\$0.00	\$0.00
Computer Software/Supplies-Marketing	\$3,000.00	\$250.00	\$0.00	\$979.52	\$2,250.00	\$0.00	\$2,829.19
Computer Software/Supplies-Membership	\$600.00	\$50.00	\$0.00	\$0.00	\$450.00	\$0.00	\$0.00
Computer Software/Supplies-Development	\$1,500.00	\$125.00	\$0.00	\$0.00	\$1,125.00	\$0.00	\$0.00
Computer Software/Supplies-Education	\$600.00	\$50.00	\$0.00	\$0.00	\$450.00	\$0.00	(\$47.85)
Computer Software/Supplies-Volunteer	\$0.00	\$0.00	\$0.00	\$0.00	\$0.00	\$0.00	\$0.00
Computer Software/Supplies-Veterinary	\$1,200.00	\$100.00	\$0.00	\$0.00	\$900.00	\$0.00	\$0.00
Computer Software/Supplies-Security	\$1,500.00	\$125.00	\$0.00	\$0.00	\$1,125.00	\$0.00	\$0.00
Computer Software/Supplies-Visitor Servi	\$480.00	\$40.00	\$0.00	\$0.00	\$360.00	\$0.00	\$420.00
Computer Software/Supplies-Administrat	\$500.00	\$41.67	\$0.00	\$0.00	\$374.99	\$0.00	\$250.00
Computer Software/Supplies-Human Reso	\$0.00	\$0.00	\$0.00	\$0.00	\$0.00	\$0.00	\$0.00
Total Computer/Software	\$68,530.00	\$5,715.05	\$0.00	\$1,239.48	\$48,834.85	\$0.00	\$27,701.06
Conservation							
Conservation	\$0.00	\$0.00	\$0.00	\$0.00	\$0.00	\$0.00	\$0.00
Conservation-Animal	\$200,000.00	\$16,666.67	\$0.00	\$0.00	\$149,999.99	\$0.00	\$66,800.90
Conservation-Development	\$0.00	\$0.00	\$0.00	\$0.00	\$0.00	\$0.00	\$0.00
Conservation-Education	\$0.00	\$0.00	\$0.00	\$0.00	\$0.00	\$0.00	\$0.00
Total Conservation	\$200,000.00	\$16,666.67	\$0.00	\$0.00	\$149,999.99	\$0.00	\$66,800.90
Contracted Services							
Consultant Fees	\$4,000.00	\$333.34	\$0.00	\$785.00	\$2,999.98	\$0.00	\$6,272.83
Consultant Fees-Maintenance	\$0.00	\$0.00	\$0.00	\$0.00	\$0.00	\$0.00	\$0.00
Consultant Fees-Horticulture	\$10,500.00	\$875.00	\$0.00	\$0.00	\$7,875.00	\$0.00	\$0.00
Consultant Fees-Animal	\$15,000.00	\$1,250.00	\$0.00	\$0.00	\$11,250.00	\$0.00	\$11,315.08
Consultant Fees-Special Events	\$0.00	\$0.00	\$0.00	\$0.00	\$0.00	\$0.00	\$0.00
Consultant Fees-Education	\$0.00	\$0.00	\$0.00	\$0.00	\$0.00	\$0.00	\$0.00
Consultant Fees-Veterinary	\$25,000.00	\$2,083.34	\$0.00	\$6,143.87	\$18,749.98	\$0.00	\$18,418.04
Consultant Fees-Security	\$0.00	\$0.00	\$0.00	\$0.00	\$0.00	\$0.00	\$0.00

Fresno's Chaffee Zoo Corporation

Income Statement

September 2017

	2017 Budget	Sept Budget	Sept Measure Z	Sept Actual	YTD Budget	YTD Measure Z	YTD Actual
Consultant Fees-Visitor Services	\$0.00	\$0.00	\$0.00	\$0.00	\$0.00	\$0.00	\$0.00
Consultant Fees-Administration	\$0.00	\$0.00	\$0.00	\$1,582.50	\$0.00	\$0.00	\$6,585.00
Consultant Fees-Human Resources	\$0.00	\$0.00	\$0.00	\$0.00	\$0.00	\$0.00	\$0.00
Consultant Fees-Capital Projects	\$25,000.00	\$2,083.34	\$0.00	\$0.00	\$18,749.98	\$0.00	\$0.00
Contracted Services	\$4,000.00	\$333.34	\$0.00	\$0.00	\$2,999.98	\$0.00	\$2,095.22
Contracted Services-Maintenance	\$46,800.00	\$3,900.00	\$0.00	\$864.81	\$35,100.00	\$0.00	\$21,206.96
Contracted Services-Horticulture	\$15,000.00	\$1,250.00	\$0.00	\$0.00	\$11,250.00	\$0.00	\$8,315.21
Contracted Services-Animal	\$22,500.00	\$1,875.00	\$0.00	\$669.78	\$16,875.00	\$0.00	\$6,643.79
Contracted Services-Marketing	\$27,850.00	\$2,320.84	\$0.00	\$798.15	\$20,887.48	\$0.00	\$9,712.61
Contracted Services-Membership	\$8,000.00	\$666.67	\$0.00	\$144.14	\$5,999.99	\$0.00	\$3,899.11
Contracted Services-Development	\$0.00	\$0.00	\$0.00	\$0.00	\$0.00	\$0.00	\$400.00
Contracted Services-Special Events	\$49,000.00	\$4,533.34	\$0.00	\$4,799.28	\$15,149.98	\$0.00	\$48,841.45
Contracted Services-Education	\$0.00	\$0.00	\$0.00	\$119.38	\$0.00	\$0.00	\$841.00
Contracted Services-Volunteer	\$0.00	\$0.00	\$0.00	\$0.00	\$0.00	\$0.00	\$0.00
Contracted Services-Veterinary	\$0.00	\$0.00	\$0.00	\$0.00	\$0.00	\$0.00	\$9.17
Contracted Services-Security	\$6,100.00	\$508.34	\$0.00	\$1,187.45	\$4,574.98	\$0.00	\$2,617.86
Contracted Services-Visitor Services	\$325,000.00	\$28,000.00	\$0.00	\$23,013.83	\$240,000.00	\$0.00	\$223,379.60
Contracted Services-Administration	\$1,500.00	\$125.00	\$0.00	\$6,611.58	\$1,125.00	\$0.00	\$9,394.77
Contracted Services-Information Technolog	\$52,500.00	\$4,375.00	\$0.00	\$5,114.14	\$39,375.00	\$0.00	\$36,027.26
Contracted Services-Human Resources	\$0.00	\$0.00	\$0.00	\$0.00	\$0.00	\$0.00	\$250.00
Contracted Services-Capital Projects	\$0.00	\$0.00	\$0.00	\$0.00	\$0.00	\$0.00	\$0.00
Contracted Services-Operations	\$0.00	\$0.00	\$0.00	\$8.54	\$0.00	\$0.00	\$278.63
Security Services	\$3,000.00	\$250.00	\$0.00	\$0.00	\$2,250.00	\$0.00	\$2,904.00
Security Services-Maintenance	\$1,750.00	\$145.84	\$0.00	\$0.00	\$1,312.48	\$0.00	\$1,260.00
Security Services-Horticulture	\$0.00	\$0.00	\$0.00	\$0.00	\$0.00	\$0.00	\$0.00
Security Services-Animal	\$1,700.00	\$141.67	\$0.00	\$0.00	\$1,274.99	\$0.00	\$822.00
Security Services-Marketing	\$100.00	\$0.00	\$0.00	\$0.00	\$0.00	\$0.00	\$655.20
Security Services-Development	\$0.00	\$0.00	\$0.00	\$0.00	\$0.00	\$0.00	\$0.00
Security Services-Special Events	\$22,900.00	\$812.51	\$0.00	\$0.00	\$8,562.47	\$0.00	\$7,058.77
Security Services-Education	\$2,700.00	\$225.00	\$0.00	\$0.00	\$2,025.00	\$0.00	\$2,620.80
Security Services-Veterinary	\$1,550.00	\$129.17	\$0.00	\$0.00	\$1,162.49	\$0.00	\$1,512.00
Security Services-Security	\$0.00	\$0.00	\$0.00	\$0.00	\$0.00	\$0.00	\$4,848.31

Fresno's Chaffee Zoo Corporation

Income Statement

September 2017

	2017 Budget	Sept Budget	Sept Measure Z	Sept Actual	YTD Budget	YTD Measure Z	YTD Actual
Security Services-Visitor Services	\$9,000.00	\$750.00	\$0.00	\$0.00	\$6,750.00	\$0.00	\$7,455.82
Security Services-Administration	\$1,350.00	\$112.50	\$0.00	\$0.00	\$1,012.50	\$0.00	\$1,320.00
Total Contracted Services	\$681,800.00	\$57,079.24	\$0.00	\$51,842.45	\$477,312.28	\$0.00	\$446,960.49
Depreciation Expense							
Depreciation - Misc	\$0.00	\$0.00	\$0.00	\$0.00	\$0.00	\$0.00	\$0.00
Depreciation Land	\$0.00	\$0.00	\$0.00	\$0.00	\$0.00	\$0.00	\$0.00
Depreciation Grounds	\$0.00	\$0.00	\$0.00	\$3,911.34	\$0.00	\$0.00	\$23,572.68
Depreciation Exhibits	\$0.00	\$0.00	\$0.00	\$10,050.66	\$0.00	\$0.00	\$83,101.32
Depreciation Buildings and Structures	\$0.00	\$0.00	\$0.00	\$3,039.36	\$0.00	\$0.00	\$27,078.72
Depreciation Buildings and Structures-Anim	\$0.00	\$0.00	\$0.00	\$0.00	\$0.00	\$0.00	\$0.00
Depreciation Buildings and Structures-Educ	\$0.00	\$0.00	\$0.00	\$318.41	\$0.00	\$0.00	\$2,862.82
Depreciation Buildings and Structures-Visi	\$8,703.00	\$725.25	\$0.00	\$725.21	\$6,527.25	\$0.00	\$6,525.42
Depreciation Furniture	\$0.00	\$0.00	\$0.00	\$243.16	\$0.00	\$0.00	\$4,567.32
Depreciation Vehicles	\$0.00	\$0.00	\$0.00	\$2,673.40	\$0.00	\$0.00	\$21,096.80
Depreciation Vehicles-Administration	\$0.00	\$0.00	\$0.00	\$0.00	\$0.00	\$0.00	\$0.00
Depreciation Zoo Equipment	\$0.00	\$0.00	\$0.00	\$15,313.09	\$0.00	\$0.00	\$140,274.88
Depreciation Zoo Equipment-Animal	\$0.00	\$0.00	\$0.00	\$0.00	\$0.00	\$0.00	\$0.00
Depreciation Zoo Equipment-Special Events	\$0.00	\$0.00	\$0.00	\$0.00	\$0.00	\$0.00	\$0.00
Depreciation Zoo Equipment-Education	\$4,200.00	\$350.00	\$0.00	\$0.00	\$3,150.00	\$0.00	\$0.00
Depreciation Zoo Equipment-Veterinary	\$0.00	\$0.00	\$0.00	\$0.00	\$0.00	\$0.00	\$0.00
Depreciation Zoo Equipment-Administratio	\$428,153.00	\$39,000.00	\$0.00	\$0.00	\$311,153.00	\$0.00	\$0.00
Depreciation Sea Lion Cove	\$0.00	\$0.00	\$0.00	\$0.00	\$0.00	\$0.00	\$0.00
Depreciation - Utilities	\$0.00	\$0.00	\$0.00	\$0.00	\$0.00	\$0.00	\$0.00
Depreciation - African Adventure	\$0.00	\$0.00	\$0.00	\$0.00	\$0.00	\$0.00	\$0.00
Total Depreciation Expense	\$441,056.00	\$40,075.25	\$0.00	\$36,274.63	\$320,830.25	\$0.00	\$309,079.96
Dues							
Dues	\$35,000.00	\$1,000.00	\$0.00	\$0.00	\$33,500.00	\$0.00	\$34,549.17
Dues-Maintenance	\$0.00	\$0.00	\$0.00	\$0.00	\$0.00	\$0.00	\$0.00
Dues-Horticulture	\$350.00	\$29.17	\$0.00	\$0.00	\$262.49	\$0.00	\$0.00
Dues-Animal	\$600.00	\$50.00	\$0.00	\$0.00	\$450.00	\$0.00	\$40.00

Fresno's Chaffee Zoo Corporation

Income Statement

September 2017

	2017 Budget	Sept Budget	Sept Measure Z	Sept Actual	YTD Budget	YTD Measure Z	YTD Actual
Dues-Marketing	\$1,000.00	\$83.34	\$0.00	\$0.00	\$749.98	\$0.00	\$853.00
Dues-Membership	\$0.00	\$0.00	\$0.00	\$0.00	\$0.00	\$0.00	\$0.00
Dues-Development	\$0.00	\$0.00	\$0.00	\$0.00	\$0.00	\$0.00	\$437.50
Dues-Special Events	\$0.00	\$0.00	\$0.00	\$0.00	\$0.00	\$0.00	\$0.00
Dues-Education	\$200.00	\$16.67	\$0.00	\$65.00	\$149.99	\$0.00	\$65.00
Dues-Volunteer	\$50.00	\$4.17	\$0.00	\$0.00	\$37.49	\$0.00	\$0.00
Dues-Veterinary	\$2,800.00	\$233.34	\$0.00	\$0.00	\$2,099.98	\$0.00	\$197.50
Dues-Security	\$0.00	\$0.00	\$0.00	\$0.00	\$0.00	\$0.00	\$0.00
Dues-Visitor Services	\$0.00	\$0.00	\$0.00	\$0.00	\$0.00	\$0.00	\$4,747.25
Dues-Administration	\$2,500.00	\$208.34	\$0.00	\$0.00	\$1,874.98	\$0.00	\$640.50
Dues-Human Resources	\$400.00	\$33.34	\$0.00	\$0.00	\$299.98	\$0.00	\$75.00
Dues-Operations	\$0.00	\$0.00	\$0.00	\$0.00	\$0.00	\$0.00	\$0.00
Total Dues	\$42,900.00	\$1,658.37	\$0.00	\$65.00	\$39,424.89	\$0.00	\$41,604.92
Equipment							
Equipment Lease/Rental	\$0.00	\$0.00	\$0.00	\$0.00	\$0.00	\$0.00	\$364.00
Equipment Lease/Rental-Maintenance	\$22,500.00	\$1,875.00	\$0.00	\$3,053.17	\$16,875.00	\$0.00	\$79,583.32
Equipment Lease/Rental-Horticulture	\$9,500.00	\$791.67	\$0.00	\$0.00	\$7,124.99	\$0.00	\$788.79
Equipment Lease/Rental-Animal	\$0.00	\$0.00	\$0.00	\$27.00	\$0.00	\$0.00	\$597.48
Equipment Lease/Rental-Marketing	\$4,000.00	\$166.67	\$0.00	\$0.00	\$1,499.99	\$0.00	\$509.04
Equipment Lease/Rental-Membership	\$2,300.00	\$191.67	\$0.00	\$184.79	\$1,724.99	\$0.00	\$1,833.99
Equipment Lease/Rental-Development	\$14,250.00	\$1,187.50	\$0.00	\$2,286.50	\$10,687.50	\$0.00	\$2,563.00
Equipment Lease/Rental-Special Events	\$50,700.00	\$15,250.00	\$0.00	\$7,698.93	\$36,450.00	\$0.00	\$26,285.80
Equipment Lease/Rental-Education	\$4,000.00	\$333.34	\$0.00	\$637.92	\$2,999.98	\$0.00	\$3,157.86
Equipment Lease/Rental-Veterinary	\$0.00	\$0.00	\$0.00	\$420.19	\$0.00	\$0.00	\$3,070.31
Equipment Lease/Rental-Security	\$2,500.00	\$208.34	\$0.00	\$0.00	\$1,874.98	\$0.00	\$866.81
Equipment Lease/Rental-Visitor Services	\$2,500.00	\$208.34	\$0.00	\$170.45	\$1,874.98	\$0.00	\$1,600.83
Equipment Lease/Rental-Administration	\$5,000.00	\$416.67	\$0.00	\$516.93	\$3,749.99	\$0.00	\$3,190.20
Equipment Lease/Rental-Capital Projects	\$0.00	\$0.00	\$0.00	\$0.00	\$0.00	\$0.00	\$0.00
Equipment Lease/Rental-Operations	\$600.00	\$50.00	\$0.00	\$0.00	\$450.00	\$0.00	\$179.49
Equipment Maintenance	\$0.00	\$0.00	\$0.00	\$0.00	\$0.00	\$0.00	\$505.06
Equipment Maintenance-Maintenance	\$0.00	\$0.00	\$0.00	\$525.73	\$0.00	\$0.00	\$17,393.46

Fresno's Chaffee Zoo Corporation

Income Statement

September 2017

	2017 Budget	Sept Budget	Sept Measure Z	Sept Actual	YTD Budget	YTD Measure Z	YTD Actual
Equipment Maintenance-Horticulture	\$3,000.00	\$250.00	\$0.00	\$376.26	\$2,250.00	\$0.00	\$376.26
Equipment Maintenance-Animal	\$0.00	\$0.00	\$0.00	\$0.00	\$0.00	\$0.00	\$1,932.57
Equipment Maintenance-Marketing	\$500.00	\$41.67	\$0.00	\$0.00	\$374.99	\$0.00	\$355.92
Equipment Maintenance-Membership	\$1,600.00	\$133.34	\$0.00	\$174.52	\$1,199.98	\$0.00	\$1,507.10
Equipment Maintenance-Development	\$4,500.00	\$375.00	\$0.00	\$490.94	\$3,375.00	\$0.00	\$1,126.60
Equipment Maintenance-Special Events	\$5,080.00	\$106.67	\$0.00	\$0.00	\$959.99	\$0.00	\$1,612.39
Equipment Maintenance-Education	\$1,000.00	\$83.34	\$0.00	\$0.00	\$749.98	\$0.00	\$0.00
Equipment Maintenance-Veterinary	\$0.00	\$0.00	\$0.00	\$0.00	\$0.00	\$0.00	\$2,946.16
Equipment Maintenance-Security	\$2,000.00	\$166.67	\$0.00	\$0.00	\$1,499.99	\$0.00	\$0.00
Equipment Maintenance-Visitor Services	\$3,000.00	\$250.00	\$0.00	\$0.00	\$2,250.00	\$0.00	\$1,535.51
Equipment Maintenance-Administration	\$0.00	\$0.00	\$0.00	\$0.00	\$0.00	\$0.00	\$0.00
Equipment Maintenance-Operations	\$0.00	\$0.00	\$0.00	\$0.00	\$0.00	\$0.00	\$100.49
Equipment Purchases	\$0.00	\$0.00	\$0.00	\$0.00	\$0.00	\$0.00	\$0.00
Equipment Purchases-Maintenance	\$0.00	\$0.00	\$0.00	\$0.00	\$0.00	\$0.00	\$1,905.79
Equipment Purchases-Horticulture	\$5,000.00	\$416.67	\$0.00	\$0.00	\$3,749.99	\$0.00	\$0.00
Equipment Purchases-Animal	\$25,000.00	\$2,083.34	\$0.00	\$4,109.58	\$18,749.98	\$0.00	\$5,621.71
Equipment Purchases-Marketing	\$1,000.00	\$83.34	\$0.00	\$0.00	\$749.98	\$0.00	\$2,591.37
Equipment Purchases-Membership	\$400.00	\$33.34	\$0.00	\$0.00	\$299.98	\$0.00	\$97.17
Equipment Purchases-Development	\$10,000.00	\$833.34	\$0.00	\$0.00	\$7,499.98	\$0.00	\$0.00
Equipment Purchases-Special Events	\$42,500.00	\$6,375.00	\$0.00	\$264.25	\$17,375.00	\$0.00	\$2,029.61
Equipment Purchases-Education	\$7,200.00	\$600.00	\$0.00	\$0.00	\$5,400.00	\$0.00	\$2,385.01
Equipment Purchases-Veterinary	\$7,300.00	\$608.34	\$0.00	\$794.60	\$5,474.98	\$0.00	\$3,360.46
Equipment Purchases-Security	\$3,000.00	\$250.00	\$0.00	\$0.00	\$2,250.00	\$0.00	\$364.50
Equipment Purchases-Visitor Services	\$1,500.00	\$125.00	\$0.00	\$0.00	\$1,125.00	\$0.00	\$1,289.22
Equipment Purchases-Administration	\$0.00	\$0.00	\$0.00	\$0.00	\$0.00	\$0.00	\$353.29
Equipment Purchases-Operations	\$0.00	\$0.00	\$0.00	\$0.00	\$0.00	\$0.00	\$0.00
Trailer Rental-General	\$23,000.00	\$1,916.67	\$0.00	\$1,475.73	\$17,249.99	\$0.00	\$16,457.37
Total Equipment	\$264,430.00	\$35,410.93	\$0.00	\$23,207.49	\$177,897.21	\$0.00	\$190,437.94
Fleet							
Fuel Surcharge	\$0.00	\$0.00	\$0.00	\$0.00	\$0.00	\$0.00	\$0.00
Fuel Surcharge-Marketing	\$0.00	\$0.00	\$0.00	\$0.00	\$0.00	\$0.00	\$0.00

Fresno's Chaffee Zoo Corporation

Income Statement

September 2017

	2017 Budget	Sept Budget	Sept Measure Z	Sept Actual	YTD Budget	YTD Measure Z	YTD Actual
Gasoline/Motor Oil/Fuel	\$0.00	\$0.00	\$0.00	\$0.00	\$0.00	\$0.00	\$0.00
Gasoline/Motor Oil/Fuel-Maintenance	\$4,500.00	\$375.00	\$0.00	\$411.63	\$3,375.00	\$0.00	\$6,354.20
Gasoline/Motor Oil/Fuel-Horticulture	\$2,200.00	\$183.34	\$0.00	\$0.00	\$1,649.98	\$0.00	\$132.59
Gasoline/Motor Oil/Fuel-Animal	\$1,000.00	\$83.34	\$0.00	\$0.00	\$749.98	\$0.00	\$282.52
Gasoline/Motor Oil/Fuel-Education	\$6,000.00	\$500.00	\$0.00	\$83.45	\$4,500.00	\$0.00	\$1,306.05
Gasoline/Motor Oil/Fuel-Veterinary	\$240.00	\$20.00	\$0.00	\$76.56	\$180.00	\$0.00	\$358.91
Gasoline/Motor Oil/Fuel-Visitor Services	\$20.00	\$1.67	\$0.00	\$0.00	\$14.99	\$0.00	\$0.00
Vehicle Rental	\$0.00	\$0.00	\$0.00	\$0.00	\$0.00	\$0.00	\$0.00
Vehicle Rental-Maintenance	\$0.00	\$0.00	\$0.00	\$0.00	\$0.00	\$0.00	\$0.00
Vehicle Rental-Development	\$12,000.00	\$1,000.00	\$0.00	\$0.00	\$9,000.00	\$0.00	\$0.00
Vehicle Repair and Maintenance	\$0.00	\$0.00	\$0.00	\$0.00	\$0.00	\$0.00	\$0.00
Vehicle Repair and Maintenance-Maintenance	\$16,500.00	\$1,375.00	\$0.00	\$1,194.72	\$12,375.00	\$0.00	\$3,111.18
Vehicle Repair and Maintenance-Horticulture	\$1,500.00	\$125.00	\$0.00	\$0.00	\$1,125.00	\$0.00	\$0.00
Vehicle Repair and Maintenance-Animal	\$1,000.00	\$83.34	\$0.00	\$0.00	\$749.98	\$0.00	\$797.06
Vehicle Repair and Maintenance-Marketing	\$0.00	\$0.00	\$0.00	\$0.00	\$0.00	\$0.00	\$0.00
Vehicle Repair and Maintenance-Development	\$0.00	\$0.00	\$0.00	\$0.00	\$0.00	\$0.00	\$0.00
Vehicle Repair and Maintenance-Special Events	\$0.00	\$0.00	\$0.00	\$0.00	\$0.00	\$0.00	\$0.00
Vehicle Repair and Maintenance-Education	\$3,000.00	\$250.00	\$0.00	\$0.00	\$2,250.00	\$0.00	\$386.61
Vehicle Repair and Maintenance-Veterinary	\$0.00	\$0.00	\$0.00	\$0.00	\$0.00	\$0.00	\$0.00
Vehicle Repair and Maintenance-Security	\$0.00	\$0.00	\$0.00	\$0.00	\$0.00	\$0.00	\$0.00
Vehicle Repair and Maintenance-Administration	\$0.00	\$0.00	\$0.00	\$0.00	\$0.00	\$0.00	\$0.00
Vehicle License & Registration	\$0.00	\$0.00	\$0.00	\$0.00	\$0.00	\$0.00	\$0.00
Vehicle License & Registration-Maintenance	\$2,600.00	\$216.67	\$0.00	\$572.00	\$1,949.99	\$0.00	\$1,566.20
Vehicle	\$0.00	\$0.00	\$0.00	\$0.00	\$0.00	\$0.00	\$0.00
Total Fleet	\$50,560.00	\$4,213.36	\$0.00	\$2,338.36	\$37,919.92	\$0.00	\$14,295.32
Food/Catering							
Food/Catering	\$1,500.00	\$125.00	\$0.00	\$0.00	\$1,125.00	\$0.00	\$619.08
Food/Catering-Maintenance	\$0.00	\$0.00	\$0.00	\$0.00	\$0.00	\$0.00	\$0.00
Food/Catering-Horticulture	\$0.00	\$0.00	\$0.00	\$0.00	\$0.00	\$0.00	\$0.00
Food/Catering-Animal	\$400.00	\$33.34	\$0.00	\$0.00	\$299.98	\$0.00	\$45.28
Food/Catering-Marketing	\$8,000.00	\$41.67	\$0.00	\$57.63	\$374.99	\$0.00	\$6,339.82

Fresno's Chaffee Zoo Corporation

Income Statement

September 2017

	2017 Budget	Sept Budget	Sept Measure Z	Sept Actual	YTD Budget	YTD Measure Z	YTD Actual
Food/Catering-Membership	\$400.00	\$33.34	\$0.00	\$0.00	\$299.98	\$0.00	\$0.00
Food/Catering-Development	\$5,000.00	\$416.67	\$0.00	\$850.85	\$3,749.99	\$0.00	\$4,157.67
Food/Catering-Special Events	\$250,500.00	\$18,445.84	\$0.00	\$31,683.37	\$174,962.48	\$0.00	\$183,117.23
Food/Catering-Education	\$8,300.00	\$791.68	\$0.00	\$244.00	\$6,674.96	\$0.00	\$3,231.76
Food/Catering-Volunteer	\$2,000.00	\$166.67	\$0.00	\$229.22	\$1,499.99	\$0.00	\$619.03
Food/Catering-Veterinary	\$0.00	\$0.00	\$0.00	\$0.00	\$0.00	\$0.00	\$42.75
Food/Catering	\$0.00	\$0.00	\$0.00	\$0.00	\$0.00	\$0.00	\$157.64
Food/Catering-Administration	\$1,250.00	\$104.17	\$0.00	\$43.52	\$937.49	\$0.00	\$1,091.42
Food/Catering-Human Resources	\$24,800.00	\$200.00	\$0.00	\$262.09	\$7,200.00	\$0.00	\$5,308.76
Food/Catering-Capital Projects	\$0.00	\$0.00	\$0.00	\$0.00	\$0.00	\$0.00	\$0.00
Total Food/Catering	<u>\$302,150.00</u>	<u>\$20,358.38</u>	<u>\$0.00</u>	<u>\$33,370.68</u>	<u>\$197,124.86</u>	<u>\$0.00</u>	<u>\$204,730.44</u>
Insurance							
Insurance-Other	\$0.00	\$0.00	\$0.00	\$0.00	\$0.00	\$0.00	\$0.00
Liability Insurance	\$175,000.00	\$13,500.00	\$0.00	\$2,129.63	\$153,000.00	\$0.00	\$148,963.99
Liability Insurance-Administration	\$0.00	\$0.00	\$0.00	\$0.00	\$0.00	\$0.00	\$0.00
Property Insurance	\$0.00	\$0.00	\$0.00	\$0.00	\$0.00	\$0.00	\$0.00
Total Insurance	<u>\$175,000.00</u>	<u>\$13,500.00</u>	<u>\$0.00</u>	<u>\$2,129.63</u>	<u>\$153,000.00</u>	<u>\$0.00</u>	<u>\$148,963.99</u>
Miscellaneous Business							
Courier Services	\$0.00	\$0.00	\$0.00	\$0.00	\$0.00	\$0.00	\$0.00
Courier Services-Veterinary	\$800.00	\$66.67	\$0.00	\$0.00	\$599.99	\$0.00	\$0.00
Courier Services-Visitor Services	\$6,350.00	\$529.17	\$0.00	\$0.00	\$4,762.49	\$0.00	\$4,504.23
Courier Services-Administration	\$250.00	\$20.84	\$0.00	\$0.00	\$187.48	\$0.00	\$0.00
Mileage-Toll-Parking	\$0.00	\$0.00	\$0.00	\$0.00	\$0.00	\$0.00	\$0.00
Mileage-Toll-Parking-Maintenance	\$0.00	\$0.00	\$0.00	\$0.00	\$0.00	\$0.00	\$0.00
Mileage-Toll-Parking-Horticulture	\$0.00	\$0.00	\$0.00	\$0.00	\$0.00	\$0.00	\$0.00
Mileage-Toll-Parking-Animal	\$0.00	\$0.00	\$0.00	\$0.00	\$0.00	\$0.00	\$0.00
Mileage-Toll-Parking-Marketing	\$1,550.00	\$125.00	\$0.00	\$106.87	\$1,125.00	\$0.00	\$673.60
Mileage-Toll-Parking-Membership	\$250.00	\$20.84	\$0.00	\$0.00	\$187.48	\$0.00	\$36.81
Mileage-Toll-Parking-Development	\$750.00	\$62.50	\$0.00	\$0.00	\$562.50	\$0.00	\$379.19
Mileage-Toll-Parking-Special Events	\$10,695.00	\$1,141.68	\$0.00	\$2,570.00	\$8,169.96	\$0.00	\$11,508.09

Fresno's Chaffee Zoo Corporation

Income Statement

September 2017

	2017 Budget	Sept Budget	Sept Measure Z	Sept Actual	YTD Budget	YTD Measure Z	YTD Actual
Mileage-Toll-Parking-Education	\$50.00	\$4.17	\$0.00	\$0.00	\$37.49	\$0.00	\$0.00
Mileage-Toll-Parking-Veterinary	\$0.00	\$0.00	\$0.00	\$0.00	\$0.00	\$0.00	\$0.00
Mileage-Toll-Parking-Security	\$0.00	\$0.00	\$0.00	\$0.00	\$0.00	\$0.00	\$0.00
Mileage-Toll-Parking-Administration	\$0.00	\$0.00	\$0.00	\$0.00	\$0.00	\$0.00	\$4.09
Mileage-Toll-Parking-Human Resources	\$0.00	\$0.00	\$0.00	\$0.00	\$0.00	\$0.00	\$58.50
Mileage-Toll-Parking-Operations	\$0.00	\$0.00	\$0.00	\$0.00	\$0.00	\$0.00	\$0.00
Sales Tax Expense	\$0.00	\$0.00	\$0.00	\$0.00	\$0.00	\$0.00	\$0.00
Sales Tax Expense-Maintenance	\$0.00	\$0.00	\$0.00	\$0.00	\$0.00	\$0.00	\$0.00
Sales Tax Expense-Horticulture	\$0.00	\$0.00	\$0.00	\$0.00	\$0.00	\$0.00	\$0.00
Sales Tax Expense-Animal	\$0.00	\$0.00	\$0.00	\$0.00	\$0.00	\$0.00	\$0.00
Sales Tax Expense-Marketing	\$0.00	\$0.00	\$0.00	\$0.00	\$0.00	\$0.00	\$0.00
Sales Tax Expense-Membership	\$0.00	\$0.00	\$0.00	\$0.00	\$0.00	\$0.00	\$0.00
Sales Tax Expense-Development	\$0.00	\$0.00	\$0.00	\$0.00	\$0.00	\$0.00	\$0.00
Sales Tax Expense-Special Events	\$0.00	\$0.00	\$0.00	\$0.00	\$0.00	\$0.00	\$0.00
Sales Tax Expense-Education	\$0.00	\$0.00	\$0.00	\$0.00	\$0.00	\$0.00	\$0.00
Sales Tax Expense-Volunteer	\$0.00	\$0.00	\$0.00	\$0.00	\$0.00	\$0.00	\$0.00
Sales Tax Expense-Veterinary	\$0.00	\$0.00	\$0.00	\$0.00	\$0.00	\$0.00	\$0.00
Sales Tax Expense-Security	\$0.00	\$0.00	\$0.00	\$0.00	\$0.00	\$0.00	\$0.00
Sales Tax Expense-Visitor Services	\$0.00	\$0.00	\$0.00	\$0.00	\$0.00	\$0.00	\$0.00
Sales Tax Expense-Administration	\$0.00	\$0.00	\$0.00	\$0.00	\$0.00	\$0.00	\$0.00
Trip Expense	\$0.00	\$0.00	\$0.00	\$0.00	\$0.00	\$0.00	\$320.36
Trip Expense-Animal	\$3,000.00	\$250.00	\$0.00	\$0.00	\$2,250.00	\$0.00	\$0.00
Trip Expense-Education	\$2,500.00	\$208.34	\$0.00	\$0.00	\$1,874.98	\$0.00	\$1,830.20
Trip Expense-Veterinary	\$0.00	\$0.00	\$0.00	\$0.00	\$0.00	\$0.00	\$0.00
Reference Materials	\$0.00	\$0.00	\$0.00	\$0.00	\$0.00	\$0.00	\$0.00
Reference Materials-Maintenance	\$0.00	\$0.00	\$0.00	\$0.00	\$0.00	\$0.00	\$0.00
Reference Materials-Horticulture	\$200.00	\$16.67	\$0.00	\$0.00	\$149.99	\$0.00	\$0.00
Reference Materials-Animal	\$0.00	\$0.00	\$0.00	\$0.00	\$0.00	\$0.00	\$0.00
Reference Materials-Education	\$1,000.00	\$83.34	\$0.00	\$0.00	\$749.98	\$0.00	\$0.00
Reference Materials-Volunteer	\$0.00	\$0.00	\$0.00	\$0.00	\$0.00	\$0.00	\$0.00
Reference Materials-Veterinary	\$400.00	\$33.34	\$0.00	\$0.00	\$299.98	\$0.00	\$0.00
Reference Materials-Security	\$0.00	\$0.00	\$0.00	\$0.00	\$0.00	\$0.00	\$0.00

Fresno's Chaffee Zoo Corporation

Income Statement

September 2017

	2017 Budget	Sept Budget	Sept Measure Z	Sept Actual	YTD Budget	YTD Measure Z	YTD Actual
Reference Materials-Administration	\$250.00	\$20.84	\$0.00	\$0.00	\$187.48	\$0.00	\$0.00
Reference Materials-Human Resources	\$500.00	\$41.67	\$0.00	\$0.00	\$374.99	\$0.00	\$0.00
Subscriptions/Publications	\$0.00	\$0.00	\$0.00	\$0.00	\$0.00	\$0.00	\$0.00
Subscriptions/Publications-Maintenance	\$150.00	\$12.50	\$0.00	\$0.00	\$112.50	\$0.00	\$0.00
Subscriptions/Publications-Horticulture	\$100.00	\$8.34	\$0.00	\$0.00	\$74.98	\$0.00	\$0.00
Subscriptions/Publications-Animal	\$500.00	\$41.67	\$0.00	\$0.00	\$374.99	\$0.00	\$0.00
Subscriptions/Publications-Marketing	\$200.00	\$16.67	\$0.00	\$100.00	\$149.99	\$0.00	\$100.00
Subscriptions/Publications-Development	\$800.00	\$66.67	\$0.00	\$0.00	\$599.99	\$0.00	\$0.00
Subscriptions/Publications-Special Events	\$0.00	\$0.00	\$0.00	\$0.00	\$0.00	\$0.00	\$0.00
Subscriptions/Publications-Administration	\$0.00	\$0.00	\$0.00	\$0.00	\$0.00	\$0.00	\$0.00
Subscriptions/Publications-Human Resource	\$0.00	\$0.00	\$0.00	\$300.00	\$0.00	\$0.00	\$300.00
Volunteer Recognition	\$0.00	\$0.00	\$0.00	\$0.00	\$0.00	\$0.00	\$0.00
Volunteer Recognition-Special Events	\$500.00	\$41.67	\$0.00	\$0.00	\$374.99	\$0.00	\$0.00
Volunteer Recognition-Volunteer	\$0.00	\$0.00	\$0.00	\$0.00	\$0.00	\$0.00	\$907.39
Director Discretionary	\$0.00	\$0.00	\$0.00	\$0.00	\$0.00	\$0.00	\$0.00
Director Discretionary-Animal	\$0.00	\$0.00	\$0.00	\$0.00	\$0.00	\$0.00	\$100.00
Director Discretionary-Marketing	\$0.00	\$0.00	\$0.00	\$0.00	\$0.00	\$0.00	\$0.00
Director Discretionary-Administration	\$20,000.00	\$1,666.67	\$0.00	\$33.99	\$14,999.99	\$0.00	\$347.15
Employee Relations	\$0.00	\$0.00	\$0.00	\$0.00	\$0.00	\$0.00	\$0.00
Employee Relations-Animal	\$0.00	\$0.00	\$0.00	\$0.00	\$0.00	\$0.00	\$0.00
Employee Relations-Development	\$0.00	\$0.00	\$0.00	\$0.00	\$0.00	\$0.00	\$0.00
Employee Relations-Special Events	\$0.00	\$0.00	\$0.00	\$0.00	\$0.00	\$0.00	\$0.00
Employee Relations-Education	\$500.00	\$41.67	\$0.00	\$0.00	\$374.99	\$0.00	\$0.00
Employee Relations-Security	\$0.00	\$0.00	\$0.00	\$0.00	\$0.00	\$0.00	\$0.00
Employee Relations-Administration	\$500.00	\$41.67	\$0.00	\$0.00	\$374.99	\$0.00	\$0.00
Research	\$0.00	\$0.00	\$0.00	\$0.00	\$0.00	\$0.00	\$0.00
Research-Animal	\$0.00	\$0.00	\$0.00	\$0.00	\$0.00	\$0.00	\$0.00
Recognition Expense	\$0.00	\$0.00	\$0.00	\$0.00	\$0.00	\$0.00	\$0.00
Recognition Expense-Marketing	\$500.00	\$0.00	\$0.00	\$0.00	\$0.00	\$0.00	\$80.00
Recognition Expense-Development	\$2,500.00	\$208.34	\$0.00	\$0.00	\$1,874.98	\$0.00	\$2,171.44
Recognition Expense-Special Events	\$1,600.00	\$20.84	\$0.00	\$0.00	\$437.48	\$0.00	\$0.00
Recognition Expense-Education	\$500.00	\$41.67	\$0.00	\$0.00	\$374.99	\$0.00	\$30.98

Fresno's Chaffee Zoo Corporation
Income Statement
September 2017

	2017 Budget	Sept Budget	Sept Measure Z	Sept Actual	YTD Budget	YTD Measure Z	YTD Actual
Recognition Expense-Volunteer	\$2,000.00	\$166.67	\$0.00	\$75.00	\$1,499.99	\$0.00	\$75.00
Recognition Expense-Administration	\$0.00	\$0.00	\$0.00	\$0.00	\$0.00	\$0.00	\$0.00
Recognition Expense-Human Resources	\$950.00	\$79.17	\$0.00	\$0.00	\$712.49	\$0.00	\$269.20
Recognition Expense-Capital Projects	\$0.00	\$0.00	\$0.00	\$0.00	\$0.00	\$0.00	\$0.00
Staff Recruitment Expense	\$0.00	\$0.00	\$0.00	\$0.00	\$0.00	\$0.00	\$0.00
Staff Recruitment Expense-Horticulture	\$0.00	\$0.00	\$0.00	\$0.00	\$0.00	\$0.00	\$0.00
Staff Recruitment Expense-Veterinary	\$0.00	\$0.00	\$0.00	\$0.00	\$0.00	\$0.00	\$0.00
Staff Recruitment Expense-Administration	\$0.00	\$0.00	\$0.00	\$0.00	\$0.00	\$0.00	\$0.00
Recruiting	\$0.00	\$0.00	\$0.00	\$0.00	\$0.00	\$0.00	\$0.00
Recruiting-Maintenance	\$250.00	\$20.84	\$0.00	\$0.00	\$187.48	\$0.00	\$0.00
Recruiting-Horticulture	\$150.00	\$12.50	\$0.00	\$0.00	\$112.50	\$0.00	\$0.00
Recruiting-Animal	\$2,500.00	\$208.34	\$0.00	\$0.00	\$1,874.98	\$0.00	\$150.00
Recruiting-Marketing	\$0.00	\$0.00	\$0.00	\$0.00	\$0.00	\$0.00	\$0.00
Recruiting-Special Event	\$0.00	\$0.00	\$0.00	\$0.00	\$0.00	\$0.00	\$0.00
Recruiting-Education	\$500.00	\$41.67	\$0.00	\$0.00	\$374.99	\$0.00	\$490.26
Recruiting-Veterinary	\$300.00	\$25.00	\$0.00	\$0.00	\$225.00	\$0.00	\$0.00
Recruiting-Security	\$0.00	\$0.00	\$0.00	\$0.00	\$0.00	\$0.00	\$0.00
Recruiting-Administration	\$0.00	\$0.00	\$0.00	\$259.14	\$0.00	\$0.00	\$16,100.90
Recruiting-Human Resources	\$10,000.00	\$833.34	\$0.00	\$910.00	\$7,499.98	\$0.00	\$4,204.00
Recognition Expense-Res	\$0.00	\$0.00	\$0.00	\$0.00	\$0.00	\$0.00	\$0.00
Total Miscellaneous Business	\$73,545.00	\$6,220.98	\$0.00	\$4,355.00	\$54,132.06	\$0.00	\$44,641.39
Office Supplies							
Office Furniture	\$0.00	\$0.00	\$0.00	\$0.00	\$0.00	\$0.00	\$0.00
Office Furniture-Maintenance	\$0.00	\$0.00	\$0.00	\$0.00	\$0.00	\$0.00	\$0.00
Office Furniture-Horticulture	\$0.00	\$0.00	\$0.00	\$0.00	\$0.00	\$0.00	\$0.00
Office Furniture-Animals	\$0.00	\$0.00	\$0.00	\$0.00	\$0.00	\$0.00	\$0.00
Office Furniture-Marketing	\$1,000.00	\$83.34	\$0.00	\$0.00	\$749.98	\$0.00	\$319.67
Office Furniture-Membership	\$1,000.00	\$83.34	\$0.00	\$0.00	\$749.98	\$0.00	\$0.00
Office Furniture-Special Events	\$500.00	\$41.67	\$0.00	\$0.00	\$374.99	\$0.00	\$0.00
Office Furniture-Education	\$1,000.00	\$83.34	\$0.00	\$0.00	\$749.98	\$0.00	\$0.00
Office Furniture-Veterinary	\$1,800.00	\$150.00	\$0.00	\$0.00	\$1,350.00	\$0.00	\$949.41

Fresno's Chaffee Zoo Corporation

Income Statement

September 2017

	2017 Budget	Sept Budget	Sept Measure Z	Sept Actual	YTD Budget	YTD Measure Z	YTD Actual
Office Furniture-Security	\$0.00	\$0.00	\$0.00	\$0.00	\$0.00	\$0.00	\$0.00
Office Furniture-Administration	\$1,000.00	\$83.34	\$0.00	\$0.00	\$749.98	\$0.00	\$0.00
Office Furniture-Human Resources	\$0.00	\$0.00	\$0.00	\$0.00	\$0.00	\$0.00	\$0.00
Office Furniture-Capital Projects	\$0.00	\$0.00	\$0.00	\$0.00	\$0.00	\$0.00	\$0.00
Office Furniture-Operations	\$0.00	\$0.00	\$0.00	\$0.00	\$0.00	\$0.00	\$0.00
Office Supplies	\$0.00	\$0.00	\$0.00	\$0.00	\$0.00	\$0.00	\$0.00
Office Supplies-Maintenance	\$400.00	\$33.34	\$0.00	\$0.00	\$299.98	\$0.00	\$0.00
Office Supplies-Horticulture	\$0.00	\$0.00	\$0.00	\$0.00	\$0.00	\$0.00	\$0.00
Office Supplies-Animal	\$1,200.00	\$100.00	\$0.00	\$0.00	\$900.00	\$0.00	\$633.49
Office Supplies-Marketing	\$750.00	\$62.50	\$0.00	\$19.24	\$562.50	\$0.00	\$887.53
Office Supplies-Membership	\$1,200.00	\$100.00	\$0.00	\$14.45	\$900.00	\$0.00	\$903.99
Office Supplies-Development	\$3,100.00	\$258.34	\$0.00	\$0.00	\$2,324.98	\$0.00	\$0.00
Office Supplies-Special Events	\$2,400.00	\$200.01	\$0.00	\$0.00	\$1,799.97	\$0.00	\$721.84
Office Supplies-Education	\$5,200.00	\$433.34	\$0.00	\$64.79	\$3,899.98	\$0.00	\$1,374.44
Office Supplies-Volunteer	\$0.00	\$0.00	\$0.00	\$0.00	\$0.00	\$0.00	\$0.00
Office Supplies-Veterinary	\$1,100.00	\$91.67	\$0.00	\$0.00	\$824.99	\$0.00	\$586.69
Office Supplies-Security	\$500.00	\$41.67	\$0.00	\$0.00	\$374.99	\$0.00	\$472.37
Office Supplies-Visitor Services	\$1,700.00	\$141.67	\$0.00	\$0.00	\$1,274.99	\$0.00	\$1,334.67
Office Supplies-Administration	\$8,000.00	\$666.67	\$0.00	\$222.50	\$5,999.99	\$0.00	\$5,028.34
Office Supplies-Human Resources	\$350.00	\$29.17	\$0.00	\$0.00	\$262.49	\$0.00	\$225.38
Office Supplies-Capital Projects	\$0.00	\$0.00	\$0.00	\$0.00	\$0.00	\$0.00	\$0.00
Office Supplies-Operations	\$250.00	\$20.84	\$0.00	\$0.00	\$187.48	\$0.00	\$0.00
Total Office Supplies	\$32,450.00	\$2,704.25	\$0.00	\$320.98	\$24,337.25	\$0.00	\$13,437.82
Postage							
Postage	\$0.00	\$0.00	\$0.00	\$0.00	\$0.00	\$0.00	\$0.00
Postage-Maintenance	\$0.00	\$0.00	\$0.00	\$0.00	\$0.00	\$0.00	\$0.00
Postage-Animal	\$500.00	\$41.67	\$0.00	\$71.17	\$374.99	\$0.00	\$226.09
Postage-Marketing	\$1,750.00	\$125.00	\$0.00	\$0.00	\$1,375.00	\$0.00	\$0.00
Postage-Membership	\$26,000.00	\$2,166.67	\$0.00	\$0.00	\$19,499.99	\$0.00	\$19,170.86
Postage-Development	\$11,500.00	\$958.34	\$0.00	\$0.00	\$8,624.98	\$0.00	\$3,376.30
Postage-Special Events	\$18,695.00	\$2,043.34	\$0.00	\$1,494.00	\$14,064.98	\$0.00	\$11,986.58

Fresno's Chaffee Zoo Corporation

Income Statement

September 2017

	2017 Budget	Sept Budget	Sept Measure Z	Sept Actual	YTD Budget	YTD Measure Z	YTD Actual
Postage-Education	\$1,675.00	\$139.59	\$0.00	\$0.00	\$1,256.23	\$0.00	\$76.51
Postage-Volunteer	\$500.00	\$41.67	\$0.00	\$0.00	\$374.99	\$0.00	\$102.44
Postage-Veterinary	\$4,250.00	\$354.17	\$0.00	\$292.45	\$3,187.49	\$0.00	\$4,215.03
Postage-Security	\$75.00	\$6.25	\$0.00	\$0.00	\$56.25	\$0.00	\$0.00
Postage-Visitor Services	\$100.00	\$8.34	\$0.00	\$0.00	\$74.98	\$0.00	\$47.14
Postage-Administration	\$3,500.00	\$291.67	\$0.00	\$321.62	\$2,624.99	\$0.00	\$2,405.69
Postage-Human Resources	\$0.00	\$0.00	\$0.00	\$0.00	\$0.00	\$0.00	\$0.00
Postage-Capital Projects	\$0.00	\$0.00	\$0.00	\$0.00	\$0.00	\$0.00	\$0.00
Total Postage	\$68,545.00	\$6,176.71	\$0.00	\$2,179.24	\$51,514.87	\$0.00	\$41,606.64
Printing							
Newsletter Expense	\$0.00	\$0.00	\$0.00	\$0.00	\$0.00	\$0.00	\$0.00
Newsletter Expense-Membership	\$58,000.00	\$4,833.34	\$0.00	\$0.00	\$43,499.98	\$0.00	\$43,694.41
Newsletter Expense-Development	\$0.00	\$0.00	\$0.00	\$0.00	\$0.00	\$0.00	\$0.00
Printing	\$0.00	\$0.00	\$0.00	\$0.00	\$0.00	\$0.00	\$0.00
Printing-Maintenance	\$0.00	\$0.00	\$0.00	\$0.00	\$0.00	\$0.00	\$361.89
Printing-Horticulture	\$0.00	\$0.00	\$0.00	\$0.00	\$0.00	\$0.00	\$0.00
Printing-Animal	\$200.00	\$16.67	\$0.00	\$0.00	\$149.99	\$0.00	\$0.00
Printing-Marketing	\$45,750.00	\$3,750.00	\$0.00	\$10,081.76	\$34,500.00	\$0.00	\$20,500.89
Printing-Membership	\$22,000.00	\$1,833.34	\$0.00	\$4,143.94	\$16,499.98	\$0.00	\$24,804.16
Printing-Development	\$18,000.00	\$1,500.00	\$0.00	\$0.00	\$13,500.00	\$0.00	\$3,202.16
Printing-Special Events	\$33,900.00	\$6,300.00	\$0.00	\$5,228.16	\$26,000.00	\$0.00	\$21,190.45
Printing-Education	\$14,201.00	\$1,183.42	\$0.00	\$97.18	\$10,650.74	\$0.00	\$1,212.82
Printing-Volunteer	\$1,500.00	\$125.00	\$0.00	\$0.00	\$1,125.00	\$0.00	\$0.00
Printing-Veterinary	\$100.00	\$8.34	\$0.00	\$0.00	\$74.98	\$0.00	\$0.00
Printing-Security	\$0.00	\$0.00	\$0.00	\$0.00	\$0.00	\$0.00	\$0.00
Printing-Visitor Services	\$3,141.00	\$261.75	\$0.00	\$0.00	\$2,355.75	\$0.00	\$9.25
Printing-Administration	\$1,500.00	\$125.00	\$0.00	\$1,266.48	\$1,125.00	\$0.00	\$1,683.89
Printing-Human Resources	\$3,000.00	\$250.00	\$0.00	\$0.00	\$2,250.00	\$0.00	\$5.51
Printing-Capital Projects	\$0.00	\$0.00	\$0.00	\$0.00	\$0.00	\$0.00	\$0.00
Printing-Operations	\$25.00	\$2.09	\$0.00	\$0.00	\$18.73	\$0.00	\$0.00
Total Printing	\$201,317.00	\$20,188.95	\$0.00	\$20,817.52	\$151,750.15	\$0.00	\$116,665.43

Fresno's Chaffee Zoo Corporation

Income Statement

September 2017

	2017 Budget	Sept Budget	Sept Measure Z	Sept Actual	YTD Budget	YTD Measure Z	YTD Actual
Professional Services							
Legal and Audit	\$100,000.00	\$8,333.34	\$0.00	\$8,485.39	\$74,999.98	\$0.00	\$142,396.55
Legal and Audit-Administration	\$0.00	\$0.00	\$0.00	\$0.00	\$0.00	\$0.00	\$0.00
Legal and Audit-Human Resources	\$0.00	\$0.00	\$0.00	\$0.00	\$0.00	\$0.00	\$0.00
Legal and Audit-Capital Projects	\$0.00	\$0.00	\$0.00	\$0.00	\$0.00	\$0.00	\$8,784.18
Lab Work	\$0.00	\$0.00	\$0.00	\$0.00	\$0.00	\$0.00	\$0.00
Lab Work-Veterinary	\$50,000.00	\$4,166.67	\$0.00	\$1,974.50	\$37,499.99	\$0.00	\$36,131.81
Payroll Service	\$0.00	\$0.00	\$0.00	\$0.00	\$0.00	\$0.00	\$0.00
Payroll Service-Administration	\$20,000.00	\$1,600.00	\$0.00	\$3,908.25	\$15,000.00	\$0.00	\$24,526.92
Pest Control Services	\$0.00	\$0.00	\$0.00	\$0.00	\$0.00	\$0.00	\$0.00
Pest Control Services-Maintenance	\$39,500.00	\$3,291.67	\$0.00	\$3,760.00	\$29,624.99	\$0.00	\$33,988.49
Professional Services	\$0.00	\$0.00	\$0.00	\$0.00	\$0.00	\$0.00	\$0.00
Total Professional Services	\$209,500.00	\$17,391.68	\$0.00	\$18,128.14	\$157,124.96	\$0.00	\$245,827.95
Repairs and Replacements							
Building Supplies-Materials	\$0.00	\$0.00	\$0.00	\$0.00	\$0.00	\$0.00	\$0.00
Building Supplies-Materials-Maintenance	\$0.00	\$0.00	\$0.00	\$0.00	\$0.00	\$0.00	\$0.00
Building Supplies-Materials-Horticulture	\$1,250.00	\$104.17	\$0.00	\$0.00	\$937.49	\$0.00	\$0.00
Building Supplies-Materials-Animal	\$3,000.00	\$250.00	\$0.00	\$0.00	\$2,250.00	\$0.00	\$0.00
Building Supplies-Materials-Veterinary	\$0.00	\$0.00	\$0.00	\$0.00	\$0.00	\$0.00	\$0.00
Construction	\$0.00	\$0.00	\$0.00	\$0.00	\$0.00	\$0.00	\$0.00
Construction-Maintenance	\$5,000.00	\$416.67	\$0.00	\$0.00	\$3,749.99	\$0.00	\$0.00
Construction-Horticulture	\$0.00	\$0.00	\$0.00	\$0.00	\$0.00	\$0.00	\$0.00
Construction-Animal	\$0.00	\$0.00	\$0.00	\$0.00	\$0.00	\$0.00	\$7.04
Exhibit Renovations-Animal	\$70,000.00	\$5,833.34	\$0.00	\$0.00	\$52,499.98	\$0.00	\$19,574.96
Exhibit Maintenance-Animal	\$0.00	\$0.00	\$0.00	\$0.00	\$0.00	\$0.00	\$305.65
Exhibit Maint-Valley Farms-Animals	\$20,000.00	\$1,666.67	\$0.00	\$0.00	\$14,999.99	\$0.00	\$3,631.93
Improvements	\$0.00	\$0.00	\$0.00	\$0.00	\$0.00	\$0.00	\$0.00
Improvements-Maintenance	\$0.00	\$0.00	\$0.00	\$0.00	\$0.00	\$0.00	\$0.00
Improvements-Horticulture	\$0.00	\$0.00	\$0.00	\$0.00	\$0.00	\$0.00	\$585.23
Improvements-Animal	\$0.00	\$0.00	\$0.00	\$0.00	\$0.00	\$0.00	\$0.00

Fresno's Chaffee Zoo Corporation

Income Statement

September 2017

	2017 Budget	Sept Budget	Sept Measure Z	Sept Actual	YTD Budget	YTD Measure Z	YTD Actual
Improvements-Education	\$500.00	\$41.67	\$0.00	\$0.00	\$374.99	\$0.00	\$0.00
Improvements-Visitor Services	\$0.00	\$0.00	\$0.00	\$0.00	\$0.00	\$0.00	\$0.00
Improvements-Administration	\$0.00	\$0.00	\$0.00	\$0.00	\$0.00	\$0.00	\$0.00
Irrigation Maintenance and Repair-Horticult	\$15,800.00	\$1,316.67	\$0.00	\$3,398.60	\$11,849.99	\$0.00	\$23,820.75
Irrigation Maintenance and Repair-Animals	\$0.00	\$0.00	\$0.00	\$0.00	\$0.00	\$0.00	\$0.00
Purchases-Benches	\$0.00	\$0.00	\$0.00	\$0.00	\$0.00	\$0.00	\$0.00
Purchases-Benches-Development	\$0.00	\$0.00	\$0.00	\$0.00	\$0.00	\$0.00	\$0.00
Permits	\$0.00	\$0.00	\$0.00	\$0.00	\$0.00	\$0.00	\$0.00
Permits-Maintenance	\$1,000.00	\$83.34	\$0.00	\$0.00	\$749.98	\$0.00	\$0.00
Permits-Animal	\$2,000.00	\$166.67	\$0.00	\$0.00	\$1,499.99	\$0.00	\$1,522.95
Permits-Veterinary	\$50.00	\$4.17	\$0.00	\$0.00	\$37.49	\$0.00	\$0.00
Permits-Administration	\$0.00	\$0.00	\$0.00	\$0.00	\$0.00	\$0.00	(\$1,462.00)
Permits-Operations	\$0.00	\$0.00	\$0.00	\$0.00	\$0.00	\$0.00	\$0.00
Repairs and Replacements	\$0.00	\$0.00	\$0.00	\$90.00	\$0.00	\$0.00	\$2,940.50
Repairs and Replacements-Maintenance	\$170,000.00	\$14,166.67	\$0.00	\$29,980.11	\$127,499.99	\$0.00	\$94,090.13
Repairs and Replacements-Horticulture	\$2,000.00	\$166.67	\$0.00	\$0.00	\$1,499.99	\$0.00	\$2,988.70
Repairs and Replacements-Animal	\$30,000.00	\$2,500.00	\$0.00	\$9,950.89	\$22,500.00	\$0.00	\$51,116.69
Repairs and Replacements-Marketing	\$0.00	\$0.00	\$0.00	\$0.00	\$0.00	\$0.00	\$0.00
Repairs and Replacements-Development	\$0.00	\$0.00	\$0.00	\$0.00	\$0.00	\$0.00	\$0.00
Repairs and Replacements-Special Events	\$7,200.00	\$100.01	\$0.00	\$0.00	\$899.97	\$0.00	\$144.92
Repairs and Replacements-Education	\$3,000.00	\$250.00	\$0.00	\$0.00	\$2,250.00	\$0.00	\$276.00
Repairs and Replacements-Veterinary	\$2,000.00	\$166.67	\$0.00	\$3,324.24	\$1,499.99	\$0.00	\$3,944.83
Repairs and Replacements-Security	\$1,500.00	\$125.00	\$0.00	\$1,389.07	\$1,125.00	\$0.00	\$3,435.75
Repairs and Replacements-Visitor Services	\$750.00	\$62.50	\$0.00	\$0.00	\$562.50	\$0.00	\$5,036.71
Repairs and Replacements-Administration	\$2,000.00	\$166.67	\$0.00	\$127.00	\$1,499.99	\$0.00	\$1,791.91
Repairs and Replacements-Operations	\$0.00	\$0.00	\$0.00	\$0.00	\$0.00	\$0.00	\$0.00
Structural Repairs	\$0.00	\$0.00	\$0.00	\$0.00	\$0.00	\$0.00	\$0.00
Structural Repairs-Education	\$0.00	\$0.00	\$0.00	\$0.00	\$0.00	\$0.00	\$0.00
Purchases-Benches-Res	\$0.00	\$0.00	\$0.00	\$0.00	\$0.00	\$0.00	\$0.00
Repairs and Replacements-Capital Projects	\$0.00	\$0.00	\$0.00	\$0.00	\$0.00	\$0.00	\$0.00
Total Repairs and Replacements	\$337,050.00	\$27,587.56	\$0.00	\$48,259.91	\$248,287.32	\$0.00	\$213,752.65

Fresno's Chaffee Zoo Corporation

Income Statement

September 2017

	2017 Budget	Sept Budget	Sept Measure Z	Sept Actual	YTD Budget	YTD Measure Z	YTD Actual
Service/Bank/Credit Card Fees							
Bank Fees-Measure Z	\$120.00	\$10.00	\$0.00	\$0.00	\$90.00	\$0.00	\$0.00
Bank Fees-Measure Z-Administration	\$120.00	\$10.00	\$0.00	\$20.00	\$90.00	\$0.00	\$120.00
Bank Charges	\$27,500.00	\$2,291.67	\$0.00	\$0.00	\$20,624.99	\$0.00	\$29,737.17
Bank Charges-Maintenance	\$0.00	\$0.00	\$0.00	\$23.70	\$0.00	\$0.00	\$201.45
Bank Charges-Horticulture	\$0.00	\$0.00	\$0.00	\$3.95	\$0.00	\$0.00	\$35.55
Bank Charges-Animal	\$0.00	\$0.00	\$0.00	\$63.20	\$0.00	\$0.00	\$647.80
Bank Charges-Marketing	\$0.00	\$0.00	\$0.00	\$3.95	\$0.00	\$0.00	\$31.60
Bank Charges-Membership	\$78.00	\$6.50	\$0.00	\$3.95	\$58.50	\$0.00	\$35.55
Bank Charges-Development	\$0.00	\$0.00	\$0.00	\$3.95	\$0.00	\$0.00	\$39.50
Bank Charges-Events	\$0.00	\$0.00	\$0.00	\$0.00	\$0.00	\$0.00	\$0.00
Bank Charges-Education	\$0.00	\$0.00	\$0.00	\$7.90	\$0.00	\$0.00	\$142.20
Bank Charges-Veterinary	\$0.00	\$0.00	\$0.00	\$7.90	\$0.00	\$0.00	\$122.45
Bank Charges-Security	\$0.00	\$0.00	\$0.00	\$3.95	\$0.00	\$0.00	\$59.25
Bank Charges-Visitor Services	\$0.00	\$0.00	\$0.00	\$3.95	\$0.00	\$0.00	\$35.55
Bank Charges-Administration	\$4,500.00	\$375.30	\$0.00	\$561.12	\$3,375.00	\$0.00	\$5,756.65
Bank Charges-Operations	\$0.00	\$0.00	\$0.00	\$3.95	\$0.00	\$0.00	\$35.55
Credit Card Fees	\$0.00	\$0.00	\$0.00	\$0.00	\$0.00	\$0.00	\$0.00
Credit Card Fees-Maintenance	\$0.00	\$0.00	\$0.00	\$0.00	\$0.00	\$0.00	\$0.00
Credit Card Fees-Animal	\$0.00	\$0.00	\$0.00	\$0.00	\$0.00	\$0.00	\$0.00
Credit Card Fees-Membership	\$10,000.00	\$833.34	\$0.00	\$116.04	\$7,499.98	\$0.00	\$5,042.46
Credit Card Fees-Development	\$0.00	\$0.00	\$0.00	\$0.00	\$0.00	\$0.00	\$0.00
Credit Card Fees-Special Events	\$1,250.00	\$104.17	\$0.00	\$39.95	\$937.49	\$0.00	\$359.55
Credit Card Fees-Education	\$2,000.00	\$166.67	\$0.00	\$100.14	\$1,499.99	\$0.00	\$854.51
Credit Card Fees-Veterinary	\$0.00	\$0.00	\$0.00	\$0.00	\$0.00	\$0.00	\$0.00
Credit Card Fees-Visitor Services	\$110,000.00	\$8,000.00	\$0.00	\$8,966.07	\$84,500.00	\$0.00	\$92,067.24
Credit Card Fees-Administration	\$0.00	\$0.00	\$0.00	\$0.00	\$0.00	\$0.00	\$0.00
Credit Card Chargebacks	\$0.00	\$0.00	\$0.00	\$0.00	\$0.00	\$0.00	\$0.00
Interest Expense	\$7,500.00	\$625.00	\$0.00	\$0.00	\$5,625.00	\$0.00	\$12,396.81
Returned Checks From Patrons	\$0.00	\$0.00	\$0.00	\$0.00	\$0.00	\$0.00	\$0.00
Returned Checks From Patrons-Membership	\$0.00	\$0.00	\$0.00	\$0.00	\$0.00	\$0.00	\$0.00
Returned Checks From Patrons-Special Eve	\$0.00	\$0.00	\$0.00	\$0.00	\$0.00	\$0.00	\$0.00

Fresno's Chaffee Zoo Corporation

Income Statement

September 2017

	2017 Budget	Sept Budget	Sept Measure Z	Sept Actual	YTD Budget	YTD Measure Z	YTD Actual
Bank Charges-Res	\$0.00	\$0.00	\$0.00	\$0.00	\$0.00	\$0.00	\$0.00
Total Service/Bank/Credit Card Fees	\$163,068.00	\$12,422.65	\$0.00	\$9,933.67	\$124,300.95	\$0.00	\$147,720.84
Signage							
Signage	\$0.00	\$0.00	\$0.00	\$0.00	\$0.00	\$0.00	\$1,522.94
Signage-Maintenance	\$2,159.00	\$179.92	\$0.00	\$0.00	\$1,619.24	\$0.00	\$0.00
Signage-Horticulture	\$500.00	\$41.67	\$0.00	\$0.00	\$374.99	\$0.00	\$0.00
Signage-Marketing	\$0.00	\$0.00	\$0.00	\$394.36	\$0.00	\$0.00	\$6,984.91
Signage-Membership	\$0.00	\$0.00	\$0.00	\$0.00	\$0.00	\$0.00	\$0.00
Signage-Development	\$0.00	\$0.00	\$0.00	\$0.00	\$0.00	\$0.00	\$10,677.88
Signage-Special Events	\$0.00	\$0.00	\$0.00	\$0.00	\$0.00	\$0.00	\$233.23
Signage-Education	\$15,000.00	\$1,250.00	\$0.00	\$0.00	\$11,250.00	\$0.00	\$5,493.95
Signage-Veterinary	\$0.00	\$0.00	\$0.00	\$0.00	\$0.00	\$0.00	\$0.00
Signage-Security	\$0.00	\$0.00	\$0.00	\$0.00	\$0.00	\$0.00	\$0.00
Signage-Visitor Services	\$1,000.00	\$83.34	\$0.00	\$0.00	\$749.98	\$0.00	\$1,936.53
Signage-Administration	\$0.00	\$0.00	\$0.00	\$0.00	\$0.00	\$0.00	\$0.00
Signage-Human Resources	\$1,000.00	\$83.34	\$0.00	\$0.00	\$749.98	\$0.00	\$0.00
Signage-Capital Projects	\$0.00	\$0.00	\$0.00	\$0.00	\$0.00	\$0.00	\$0.00
Total Signage	\$19,659.00	\$1,638.27	\$0.00	\$394.36	\$14,744.19	\$0.00	\$26,849.44
Specialized Services							
Misc. Specialized Services	\$1,000.00	\$83.34	\$0.00	\$0.00	\$749.98	\$0.00	\$0.00
Misc. Specialized Services-Maintenance	\$0.00	\$0.00	\$0.00	\$0.00	\$0.00	\$0.00	\$517.39
Misc. Specialized Services-Horticulture	\$0.00	\$0.00	\$0.00	\$0.00	\$0.00	\$0.00	\$29.50
Misc. Specialized Services-Animal	\$2,500.00	\$208.34	\$0.00	\$0.00	\$1,874.98	\$0.00	\$1,780.00
Misc. Specialized Services-Marketing	\$0.00	\$0.00	\$0.00	\$0.00	\$0.00	\$0.00	\$29.50
Misc. Specialized Services-Memberships	\$800.00	\$66.67	\$0.00	\$0.00	\$599.99	\$0.00	\$150.00
Misc. Specialized Services-Development	\$0.00	\$0.00	\$0.00	\$0.00	\$0.00	\$0.00	\$29.50
Misc. Specialized Services-Special Events	\$0.00	\$0.00	\$0.00	\$0.00	\$0.00	\$0.00	\$147.50
Misc. Specialized Services-Education	\$0.00	\$0.00	\$0.00	\$0.00	\$0.00	\$0.00	\$762.50
Misc. Specialized Services-Veterinary	\$7,000.00	\$583.34	\$0.00	\$762.36	\$5,249.98	\$0.00	\$820.86
Misc. Specialized Services-Security	\$0.00	\$0.00	\$0.00	\$0.00	\$0.00	\$0.00	\$29.50

Fresno's Chaffee Zoo Corporation

Income Statement

September 2017

	2017 Budget	Sept Budget	Sept Measure Z	Sept Actual	YTD Budget	YTD Measure Z	YTD Actual
Misc. Specialized Services-Visitor Services	\$0.00	\$0.00	\$0.00	\$0.00	\$0.00	\$0.00	\$0.00
Misc. Specialized Services-Administration	\$1,000.00	\$83.34	\$0.00	\$0.00	\$749.98	\$0.00	\$2,472.23
Misc. Specialized Services-Information Tec	\$0.00	\$0.00	\$0.00	\$0.00	\$0.00	\$0.00	\$0.00
Misc. Specialized Services-Human Resource	\$12,000.00	\$1,000.00	\$0.00	\$0.00	\$9,000.00	\$0.00	\$8,513.75
Misc. Specialized Services-Operations	\$0.00	\$0.00	\$0.00	\$0.00	\$0.00	\$0.00	\$29.50
Irrigation Construction (New)-Horticulture	\$5,000.00	\$416.67	\$0.00	\$0.00	\$3,749.99	\$0.00	\$5,518.72
Paver Engraving-Development	\$12,500.00	\$1,041.67	\$0.00	\$0.00	\$9,374.99	\$0.00	\$6,375.00
Total Specialized Services	\$41,800.00	\$3,483.37	\$0.00	\$762.36	\$31,349.89	\$0.00	\$27,205.45
Staff Development							
Staff Development-Conf/Travel	\$30,000.00	\$2,500.00	\$0.00	\$0.00	\$22,500.00	\$0.00	\$0.00
Staff Development-Conf/Travel-Maintenanc	\$3,000.00	\$250.00	\$0.00	\$0.00	\$2,250.00	\$0.00	\$0.00
Staff Development-Conf/Travel-Horticultur	\$3,150.00	\$262.50	\$0.00	\$0.00	\$2,362.50	\$0.00	\$0.00
Staff Development-Conf/Travel-Animal	\$46,500.00	\$3,875.00	\$0.00	\$2,077.30	\$34,875.00	\$0.00	\$20,547.30
Staff Development-Conf/Travel-Marketing	\$3,000.00	\$250.00	\$0.00	\$0.00	\$2,250.00	\$0.00	\$1,487.79
Staff Development-Conf/Travel-Membershi	\$7,195.00	\$599.59	\$0.00	\$0.00	\$5,396.23	\$0.00	\$1,004.77
Staff Development-Conf/Travel-Developmer	\$4,000.00	\$333.34	\$0.00	\$0.00	\$2,999.98	\$0.00	\$50.00
Staff Development-Conf/Travel-Special Ever	\$7,800.00	\$650.00	\$0.00	\$682.11	\$5,850.00	\$0.00	\$1,185.11
Staff Development-Conf/Travel-Education	\$9,500.00	\$791.67	\$0.00	\$0.00	\$7,124.99	\$0.00	\$2,060.00
Staff Development-Conf/Travel-Volunteer	\$500.00	\$41.67	\$0.00	\$0.00	\$374.99	\$0.00	\$0.00
Staff Development-Conf/Travel-Veterinary	\$12,000.00	\$1,000.00	\$0.00	\$1,137.15	\$9,000.00	\$0.00	\$4,190.53
Staff Development-Conf/Travel-Security	\$4,000.00	\$333.34	\$0.00	\$0.00	\$2,999.98	\$0.00	\$2,092.91
Staff Development-Conf/Travel-Visitor Serv	\$8,621.00	\$718.42	\$0.00	\$0.00	\$6,465.74	\$0.00	\$2,135.90
Staff Development-Conf/Travel-Admin	\$18,500.00	\$1,541.67	\$0.00	\$1,066.20	\$13,874.99	\$0.00	\$5,659.96
Staff Development-Conf/Travel-Human Resc	\$32,000.00	\$2,666.67	\$0.00	\$0.00	\$23,999.99	\$0.00	\$4,634.39
Staff Development-Conf/Travel-Operations	\$4,500.00	\$375.00	\$0.00	\$498.60	\$3,375.00	\$0.00	\$2,743.68
Staff Development-Training	\$0.00	\$0.00	\$0.00	\$1,127.15	\$0.00	\$0.00	\$3,426.15
Staff Development-Training-Maintenance	\$0.00	\$0.00	\$0.00	\$0.00	\$0.00	\$0.00	\$69.00
Staff Development-Training-Horticulture	\$0.00	\$0.00	\$0.00	\$0.00	\$0.00	\$0.00	\$0.00
Staff Development-Training-Animal	\$0.00	\$0.00	\$0.00	\$0.00	\$0.00	\$0.00	\$79.00
Staff Development-Training-Marketing	\$0.00	\$0.00	\$0.00	\$0.00	\$0.00	\$0.00	\$0.00
Staff Development-Training-Membership	\$0.00	\$0.00	\$0.00	\$0.00	\$0.00	\$0.00	\$0.00

Fresno's Chaffee Zoo Corporation

Income Statement

September 2017

	2017 Budget	Sept Budget	Sept Measure Z	Sept Actual	YTD Budget	YTD Measure Z	YTD Actual
Staff Development-Training-Development	\$0.00	\$0.00	\$0.00	\$0.00	\$0.00	\$0.00	\$0.00
Staff Development-Training-Special Events	\$0.00	\$0.00	\$0.00	\$0.00	\$0.00	\$0.00	\$0.00
Staff Development-Training-Education	\$0.00	\$0.00	\$0.00	\$158.00	\$0.00	\$0.00	\$237.00
Staff Development-Training-Volunteer	\$0.00	\$0.00	\$0.00	\$0.00	\$0.00	\$0.00	\$0.00
Staff Development-Training-Veterinary	\$0.00	\$0.00	\$0.00	\$0.00	\$0.00	\$0.00	\$0.00
Staff Development-Training-Security	\$0.00	\$0.00	\$0.00	\$0.00	\$0.00	\$0.00	\$148.00
Staff Development-Training-Visitor Service	\$0.00	\$0.00	\$0.00	\$0.00	\$0.00	\$0.00	\$0.00
Staff Development-Training-Administration	\$0.00	\$0.00	\$0.00	\$0.00	\$0.00	\$0.00	\$0.00
Staff Development-Training-Human Resources	\$0.00	\$0.00	\$0.00	\$0.00	\$0.00	\$0.00	(\$404.00)
Staff Development-Training-Finance	\$0.00	\$0.00	\$0.00	\$0.00	\$0.00	\$0.00	\$0.00
Total Staff Development	\$194,266.00	\$16,188.87	\$0.00	\$6,746.51	\$145,699.39	\$0.00	\$51,347.49
Supplies							
Bedding Materials	\$0.00	\$0.00	\$0.00	\$0.00	\$0.00	\$0.00	\$0.00
Cleaning-Janitorial Supplies	\$0.00	\$0.00	\$0.00	\$0.00	\$0.00	\$0.00	\$0.00
Cleaning-Janitorial Supplies-Maintenance	\$115,000.00	\$9,583.34	\$0.00	\$6,198.88	\$86,249.98	\$0.00	\$65,202.33
Cleaning-Janitorial Supplies-Horticulture	\$0.00	\$0.00	\$0.00	\$0.00	\$0.00	\$0.00	\$0.00
Cleaning-Janitorial Supplies-Animal	\$6,000.00	\$500.00	\$0.00	\$281.39	\$4,500.00	\$0.00	\$5,019.39
Cleaning-Janitorial Supplies-Education	\$0.00	\$0.00	\$0.00	\$0.00	\$0.00	\$0.00	\$0.00
Cleaning-Janitorial Supplies-Veterinary	\$0.00	\$0.00	\$0.00	\$0.00	\$0.00	\$0.00	\$71.26
Cleaning-Janitorial Supplies-Visitor Service	\$0.00	\$0.00	\$0.00	\$0.00	\$0.00	\$0.00	\$0.00
Display and Exhibit supplies	\$0.00	\$0.00	\$0.00	\$0.00	\$0.00	\$0.00	\$0.00
Display and Exhibit Supplies-Animal	\$150,000.00	\$15,000.00	\$0.00	\$5,056.38	\$106,000.00	\$0.00	\$31,048.54
Display and Exhibit Supplies-Education	\$5,000.00	\$416.67	\$0.00	\$109.96	\$3,749.99	\$0.00	\$3,365.64
Docent Activities Expense	\$0.00	\$0.00	\$0.00	\$0.00	\$0.00	\$0.00	\$0.00
Docent Activities Expense-Volunteer	\$3,000.00	\$250.00	\$0.00	\$0.00	\$2,250.00	\$0.00	\$7,158.85
Enrichment Supplies	\$0.00	\$0.00	\$0.00	\$0.00	\$0.00	\$0.00	\$0.00
Event Supplies	\$0.00	\$0.00	\$0.00	\$0.00	\$0.00	\$0.00	\$0.00
Event Supplies-Marketing	\$3,725.00	\$0.00	\$0.00	\$0.00	\$0.00	\$0.00	\$242.94
Event Supplies-Development	\$2,000.00	\$166.67	\$0.00	\$0.00	\$1,499.99	\$0.00	\$616.95
Event Supplies-Special Events	\$44,150.00	\$20,666.68	\$0.00	\$7,107.49	\$40,649.96	\$0.00	\$18,466.72
Event Supplies-Education	\$0.00	\$0.00	\$0.00	\$0.00	\$0.00	\$0.00	\$0.00

Fresno's Chaffee Zoo Corporation

Income Statement

September 2017

	2017 Budget	Sept Budget	Sept Measure Z	Sept Actual	YTD Budget	YTD Measure Z	YTD Actual
Event Supplies-Volunteer	\$0.00	\$0.00	\$0.00	\$0.00	\$0.00	\$0.00	\$0.00
Fundraising Pins-Development	\$0.00	\$0.00	\$0.00	\$0.00	\$0.00	\$0.00	\$0.00
Graphic Supplies	\$0.00	\$0.00	\$0.00	\$0.00	\$0.00	\$0.00	\$0.00
Landscaping/Plants	\$0.00	\$0.00	\$0.00	\$0.00	\$0.00	\$0.00	\$0.00
Landscaping/Plants-Maintenance	\$0.00	\$0.00	\$0.00	\$3,699.38	\$0.00	\$0.00	\$3,699.38
Landscaping/Plants-Horticulture	\$30,800.00	\$2,566.67	\$0.00	\$195.26	\$23,099.99	\$0.00	\$15,796.95
Landscaping/Plants-Animal	\$5,000.00	\$416.67	\$0.00	\$0.00	\$3,749.99	\$0.00	\$110.42
Member Event Expenses	\$0.00	\$0.00	\$0.00	\$0.00	\$0.00	\$0.00	\$0.00
Member Premiums	\$0.00	\$0.00	\$0.00	\$0.00	\$0.00	\$0.00	\$0.00
Member Premiums-Marketing	\$0.00	\$0.00	\$0.00	\$0.00	\$0.00	\$0.00	\$0.00
Member Premiums-Membership	\$6,000.00	\$500.00	\$0.00	\$0.00	\$4,500.00	\$0.00	\$0.00
Member Premiums-Development	\$9,000.00	\$750.01	\$0.00	\$0.00	\$6,749.97	\$0.00	\$0.00
Member Premiums-Special Events	\$0.00	\$0.00	\$0.00	\$0.00	\$0.00	\$0.00	\$0.00
Pest Control Supplies	\$0.00	\$0.00	\$0.00	\$0.00	\$0.00	\$0.00	\$0.00
Pest Control Supplies-Maintenance	\$100.00	\$8.34	\$0.00	\$0.00	\$74.98	\$0.00	\$0.00
Pest Control Supplies-Horticulture	\$0.00	\$0.00	\$0.00	\$0.00	\$0.00	\$0.00	\$0.00
Pest Control Supplies-Animal	\$300.00	\$25.00	\$0.00	\$0.00	\$225.00	\$0.00	\$0.00
Pest Control Supplies-Veterinary	\$5,200.00	\$433.34	\$0.00	\$0.00	\$3,899.98	\$0.00	\$2,651.74
Photo Supplies	\$0.00	\$0.00	\$0.00	\$0.00	\$0.00	\$0.00	\$0.00
Photo Supplies-Visitor Services	\$0.00	\$0.00	\$0.00	\$0.00	\$0.00	\$0.00	\$0.00
Small Tools	\$0.00	\$0.00	\$0.00	\$0.00	\$0.00	\$0.00	\$0.00
Small Tools-Maintenance	\$3,000.00	\$250.00	\$0.00	\$0.00	\$2,250.00	\$0.00	\$0.00
Small Tools-Horticulture	\$1,200.00	\$100.00	\$0.00	\$0.00	\$900.00	\$0.00	\$0.00
Small Tools-Animal	\$3,000.00	\$250.00	\$0.00	\$0.00	\$2,250.00	\$0.00	\$213.46
Supplies	\$0.00	\$0.00	\$0.00	\$156.08	\$0.00	\$0.00	\$2,364.97
Supplies-Maintenance	\$32,500.00	\$2,708.34	\$0.00	\$1,941.76	\$24,374.98	\$0.00	\$17,636.63
Supplies-Horticulture	\$500.00	\$41.67	\$0.00	\$0.00	\$374.99	\$0.00	\$1,873.64
Supplies-Animal	\$0.00	\$0.00	\$0.00	\$35.96	\$0.00	\$0.00	\$1,720.58
Supplies-Marketing	\$2,500.00	\$208.34	\$0.00	\$267.05	\$1,874.98	\$0.00	\$896.51
Supplies-Membership	\$500.00	\$41.67	\$0.00	\$62.06	\$374.99	\$0.00	\$218.04
Supplies-Development	\$9,200.00	\$766.68	\$0.00	\$245.32	\$6,899.96	\$0.00	\$6,041.40
Supplies-Special Events	\$2,500.00	\$166.68	\$0.00	\$0.00	\$1,499.96	\$0.00	\$3,605.94

Fresno's Chaffee Zoo Corporation

Income Statement

September 2017

	2017 Budget	Sept Budget	Sept Measure Z	Sept Actual	YTD Budget	YTD Measure Z	YTD Actual
Supplies-Education	\$15,500.00	\$1,291.69	\$0.00	\$675.50	\$11,624.93	\$0.00	\$9,803.34
Supplies-Volunteer	\$2,500.00	\$208.34	\$0.00	\$0.00	\$1,874.98	\$0.00	\$128.97
Supplies-Veterinary	\$130,000.00	\$10,833.34	\$0.00	\$5,206.47	\$97,499.98	\$0.00	\$40,123.58
Supplies-Security	\$500.00	\$41.67	\$0.00	\$308.51	\$374.99	\$0.00	\$1,566.92
Supplies-Visitor Services	\$4,100.00	\$341.67	\$0.00	\$0.00	\$3,074.99	\$0.00	\$2,205.46
Supplies-Administration	\$2,000.00	\$166.67	\$0.00	\$0.00	\$1,499.99	\$0.00	\$725.73
Supplies-Human Resources	\$0.00	\$0.00	\$0.00	\$0.00	\$0.00	\$0.00	\$29.11
Supplies-Operations	\$250.00	\$20.84	\$0.00	\$0.00	\$187.48	\$0.00	\$191.84
Water Quality Supplies-Animal	\$0.00	\$0.00	\$0.00	\$9,305.18	\$0.00	\$0.00	\$57,894.01
Total Supplies	\$595,025.00	\$68,720.99	\$0.00	\$40,852.63	\$444,137.03	\$0.00	\$300,691.24
Telephone							
Telephone	\$38,000.00	\$3,166.67	\$0.00	\$3,425.98	\$28,499.99	\$0.00	\$37,470.93
Telephone-Maintenance	\$750.00	\$62.50	\$0.00	\$25.00	\$562.50	\$0.00	\$225.00
Telephone-Horticulture	\$0.00	\$0.00	\$0.00	\$0.00	\$0.00	\$0.00	\$0.00
Telephone-Animal	\$3,000.00	\$250.00	\$0.00	\$220.22	\$2,250.00	\$0.00	\$1,982.38
Telephone-Marketing	\$0.00	\$0.00	\$0.00	\$25.00	\$0.00	\$0.00	\$225.00
Telephone-Membership	\$300.00	\$25.00	\$0.00	\$25.00	\$225.00	\$0.00	\$225.00
Telephone-Development	\$1,200.00	\$100.00	\$0.00	\$25.00	\$900.00	\$0.00	\$226.30
Telephone-Special Events	\$900.00	\$75.00	\$0.00	\$69.94	\$675.00	\$0.00	\$585.67
Telephone-Education	\$1,500.00	\$125.00	\$0.00	\$50.00	\$1,125.00	\$0.00	\$641.74
Telephone-Veterinary	\$900.00	\$75.00	\$0.00	\$50.80	\$675.00	\$0.00	\$550.80
Telephone-Security	\$800.00	\$66.67	\$0.00	\$69.95	\$599.99	\$0.00	\$585.69
Telephone-Visitor Services	\$1,500.00	\$125.00	\$0.00	\$69.94	\$1,125.00	\$0.00	\$851.29
Telephone-Administration	\$2,100.00	\$175.00	\$0.00	\$116.98	\$1,575.00	\$0.00	\$760.20
Telephone-Human Resource	\$300.00	\$25.00	\$0.00	\$25.00	\$225.00	\$0.00	\$225.80
Telephone-Operations	\$300.00	\$25.00	\$0.00	\$25.00	\$225.00	\$0.00	\$225.00
Total Telephone	\$51,550.00	\$4,295.84	\$0.00	\$4,223.81	\$38,662.48	\$0.00	\$44,780.80
Uniforms							
Uniforms	\$7,500.00	\$625.00	\$0.00	\$1,577.93	\$5,625.00	\$0.00	\$16,722.70
Uniforms-Maintenance	\$2,500.00	\$208.34	\$0.00	(\$8.00)	\$1,874.98	\$0.00	\$425.51

Fresno's Chaffee Zoo Corporation

Income Statement

September 2017

	2017 Budget	Sept Budget	Sept Measure Z	Sept Actual	YTD Budget	YTD Measure Z	YTD Actual
Uniforms-Horticulture	\$1,200.00	\$100.00	\$0.00	\$0.00	\$900.00	\$0.00	\$35.10
Uniforms-Animal	\$15,000.00	\$1,250.00	\$0.00	\$0.00	\$11,250.00	\$0.00	\$1,519.25
Uniforms-Marketing	\$200.00	\$16.67	\$0.00	\$0.00	\$149.99	\$0.00	\$29.25
Uniforms-Membership	\$250.00	\$20.84	\$0.00	\$0.00	\$187.48	\$0.00	\$0.00
Uniforms-Development	\$0.00	\$0.00	\$0.00	\$0.00	\$0.00	\$0.00	\$0.00
Uniforms-Special Events	\$500.00	\$41.68	\$0.00	\$0.00	\$374.96	\$0.00	\$40.00
Uniforms-Education	\$3,000.00	\$250.00	\$0.00	\$0.00	\$2,250.00	\$0.00	(\$7.50)
Uniforms-Volunteer	\$4,000.00	\$333.34	\$0.00	\$0.00	\$2,999.98	\$0.00	\$1,185.53
Uniforms-Veterinary	\$1,200.00	\$100.00	\$0.00	\$0.00	\$900.00	\$0.00	\$59.04
Uniforms-Security	\$1,700.00	\$141.67	\$0.00	(\$9.00)	\$1,274.99	\$0.00	(\$9.00)
Uniforms-Visitor Services	\$1,750.00	\$145.84	\$0.00	\$0.00	\$1,312.48	\$0.00	\$23.40
Uniforms-Administration	\$1,000.00	\$83.34	\$0.00	\$0.00	\$749.98	\$0.00	\$0.00
Uniforms	\$0.00	\$0.00	\$0.00	\$0.00	\$0.00	\$0.00	\$41.02
Uniform-Teen Volunteer	\$3,000.00	\$250.00	\$0.00	\$0.00	\$2,250.00	\$0.00	\$0.00
Total Uniforms	\$42,800.00	\$3,566.72	\$0.00	\$1,560.93	\$32,099.84	\$0.00	\$20,064.30
Utilities							
Utilities Gas & Electric	\$625,000.00	\$52,083.34	\$68,643.27	46/ \$68,643.27 ✓ 4/	\$468,749.98	\$496,638.87	\$496,638.87
Utilities Gas & Electric-Administration	\$0.00	\$0.00	\$0.00	\$0.00	\$0.00	\$0.00	\$0.00
Utilities Water & Sewer	\$50,000.00	\$4,166.67	\$0.00	\$4,673.39	\$37,499.99	\$0.00	\$41,920.25
Utilities Water & Sewer-Administration	\$0.00	\$0.00	\$0.00	\$0.00	\$0.00	\$0.00	\$0.00
Waste Services	\$0.00	\$0.00	\$0.00	\$1,058.51	\$0.00	\$0.00	\$1,058.51
Total Utilities	\$675,000.00	\$56,250.01	\$68,643.27	\$74,375.17	\$506,249.97	\$496,638.87	\$539,617.63
Other							
Disposal Fees	\$0.00	\$0.00	\$0.00	\$0.00	\$0.00	\$0.00	\$0.00
Grant Fulfillment	\$0.00	\$0.00	\$0.00	\$0.00	\$0.00	\$0.00	\$0.00
Grant Fulfillment-Education	\$7,000.00	\$583.34	\$0.00	\$0.00	\$5,249.98	\$0.00	\$3,083.69
Grant Fulfillment-Volunteer	\$0.00	\$0.00	\$0.00	\$0.00	\$0.00	\$0.00	\$2,166.47
Program Expense	\$0.00	\$0.00	\$0.00	\$0.00	\$0.00	\$0.00	\$0.00
Freight on Purchases	\$0.00	\$0.00	\$0.00	\$0.00	\$0.00	\$0.00	\$0.00
Freight on Purchases-Animal	\$0.00	\$0.00	\$0.00	\$0.00	\$0.00	\$0.00	\$0.00

Fresno's Chaffee Zoo Corporation

Income Statement

September 2017

	2017 Budget	Sept Budget	Sept Measure Z	Sept Actual	YTD Budget	YTD Measure Z	YTD Actual
Freight on Purchases-Visitor Services	\$0.00	\$0.00	\$0.00	\$0.00	\$0.00	\$0.00	\$0.00
Freight on Purchases-Administration	\$0.00	\$0.00	\$0.00	\$0.00	\$0.00	\$0.00	\$0.00
Miscellaneous	\$0.00	\$0.00	\$0.00	\$11.40	\$0.00	\$0.00	\$1,567.33
Miscellaneous-Maintenance	\$500.00	\$41.67	\$0.00	\$0.00	\$374.99	\$0.00	\$0.00
Miscellaneous-Horticulture	\$0.00	\$0.00	\$0.00	\$0.00	\$0.00	\$0.00	\$0.00
Miscellaneous-Animal	\$2,000.00	\$166.67	\$0.00	\$0.00	\$1,499.99	\$0.00	\$252.00
Miscellaneous-Marketing	\$0.00	\$0.00	\$0.00	\$0.00	\$0.00	\$0.00	\$0.00
Miscellaneous-Development	\$0.00	\$0.00	\$0.00	\$0.00	\$0.00	\$0.00	\$27.37
Miscellaneous-Special Events	\$9,075.00	\$0.00	\$0.00	\$0.00	\$9,075.00	\$0.00	(\$0.99)
Miscellaneous-Education	\$500.00	\$41.67	\$0.00	\$0.00	\$374.99	\$0.00	\$0.00
Miscellaneous-Docent	\$0.00	\$0.00	\$0.00	\$0.00	\$0.00	\$0.00	\$0.00
Miscellaneous-Veterinary	\$4,000.00	\$333.34	\$0.00	\$0.00	\$2,999.98	\$0.00	\$658.75
Miscellaneous-Security	\$500.00	\$41.67	\$0.00	\$0.00	\$374.99	\$0.00	\$0.00
Miscellaneous-Visitor Services	\$0.00	\$0.00	\$0.00	\$0.00	\$0.00	\$0.00	\$0.00
Miscellaneous-Administration	\$2,000.00	\$166.67	\$0.00	\$410.51	\$1,499.99	\$0.00	\$666.11
Miscellaneous-Human Resources	\$0.00	\$0.00	\$0.00	\$27.00	\$0.00	\$0.00	\$184.00
Miscellaneous-Capital Projects	\$0.00	\$0.00	\$0.00	\$0.00	\$0.00	\$0.00	\$0.00
Retail (inventory related)							
Cash Over and Short	\$0.00	\$0.00	\$0.00	\$0.00	\$0.00	\$0.00	\$0.00
Cost of Merchandise Sold	\$0.00	\$0.00	\$0.00	\$0.00	\$0.00	\$0.00	\$0.00
Discounts and Adjustments	\$0.00	\$0.00	\$0.00	\$0.00	\$0.00	\$0.00	\$0.00
Inventory Change-Gift Shop	\$0.00	\$0.00	\$0.00	\$0.00	\$0.00	\$0.00	\$0.00
Loss on Disposal of Asset	\$0.00	\$0.00	\$0.00	\$0.00	\$0.00	\$0.00	\$0.00
Purchases-Merchandise	\$0.00	\$0.00	\$0.00	\$0.00	\$0.00	\$0.00	\$0.00
Total Retail (inventory related)	\$0.00	\$0.00	\$0.00	\$0.00	\$0.00	\$0.00	\$0.00
Total Other	\$25,575.00	\$1,375.03	\$0.00	\$448.91	\$21,449.91	\$0.00	\$8,604.73
Total Other Expenses	\$5,810,701.00	\$513,407.92	\$111,764.19	\$454,948.25	\$4,287,253.14	\$799,426.74	\$3,812,904.75
TOTAL OPERATING EXPENSES	\$14,528,442.00	\$1,190,150.03	\$501,707.19	\$1,325,526.00	\$10,825,558.86	\$3,412,101.27	\$9,660,820.74

Fresno's Chaffee Zoo Corporation

Income Statement

September 2017

	2017 Budget	Sept Budget	Sept Measure Z	Sept Actual	YTD Budget	YTD Measure Z	YTD Actual
Expansion/Nonoperating Exp.							
Expansion/Nonoperating Exp.							
Planning	\$0.00	\$0.00	\$0.00	\$0.00	\$0.00	\$0.00	\$0.00
Planning-Animal	\$0.00	\$0.00	\$0.00	\$0.00	\$0.00	\$0.00	\$0.00
Planning-Capital Project	\$0.00	\$0.00	\$0.00	\$0.00	\$0.00	\$0.00	\$0.00
City Reimbursement	\$0.00	\$0.00	\$0.00	\$0.00	\$0.00	\$0.00	\$0.00
Misc Capital Expenses	\$0.00	\$0.00	\$0.00	\$0.00	\$0.00	\$0.00	\$0.00
EIR (non MZ)	\$0.00	\$0.00	\$0.00	\$0.00	\$0.00	\$0.00	\$0.00
EIR (non MZ)-Capital Projects	\$0.00	\$0.00	\$0.00	\$0.00	\$0.00	\$0.00	\$0.00
Projects-Maintenance	\$0.00	\$0.00	\$0.00	\$0.00	\$0.00	\$0.00	\$0.00
Projects-Horticulture	\$0.00	\$0.00	\$0.00	\$0.00	\$0.00	\$0.00	\$0.00
Projects-Animal	\$0.00	\$0.00	\$0.00	\$0.00	\$0.00	\$0.00	\$0.00
Misc. Specialized Services-Capital Projects	\$0.00	\$0.00	\$0.00	\$0.00	\$0.00	\$0.00	\$0.00
Total Expansion/Nonoperating Exp.	\$0.00	\$0.00	\$0.00	\$0.00	\$0.00	\$0.00	\$0.00
Total Expansion/Nonoperating Exp.	\$0.00	\$0.00	\$0.00	\$0.00	\$0.00	\$0.00	\$0.00
TOTAL EXPENSES	\$14,528,442.00	\$1,190,150.03	\$501,707.19	\$1,325,526.00	\$10,825,558.86	\$3,412,101.27	\$9,660,820.74
BEGINNING FUND BALANCE	\$78,973,647.49	\$81,425,051.28	(\$26,251,161.91)	\$81,425,051.28	\$78,973,647.49	(\$23,340,767.83)	\$78,973,647.49
NET SURPLUS/(DEFICIT)	\$191,808.00	\$11,582.87	(\$501,707.19)	(\$137,102.97)	\$653,091.44	(\$3,412,101.27)	\$2,314,300.82
ENDING FUND BALANCE	\$79,165,455.49	\$81,436,634.15	(\$26,752,869.10)	\$81,287,948.31	\$79,626,738.93	(\$26,752,869.10)	\$81,287,948.31

Fresno's Chaffee Zoo Corporation

General Ledger Report

September 2017

✓ Ties to attached income statement

✓ Ties to attached invoices

Date	Trans.	Journal	Reference	Debit Amount	Credit Amount	Balance
1-5003-03						
Account: 1-5003-03 (Animal Feed-Animal)						
9/1/2017			<i>Account Beginning Balance</i>			\$259,666.95
9/1/2017	11602-177	Accounts Payable	Visa- Premier Valley Bank-Misc. Expenses-Shannon	\$199.51		
9/10/2017	11584-210	Accounts Payable	Central Nebraska Packing, Inc.-Animal Feed	\$16,909.49	✓	
9/10/2017	11584-212	Accounts Payable	Central Fish-Fish	\$425.10		
9/10/2017	11584-315	Accounts Payable	Golden State Bait, Inc.-Fish	\$97.60		
9/10/2017	11584-319	Accounts Payable	Valley Produce, Inc.-Produce	\$1,199.35	✓	
9/10/2017	11584-320	Accounts Payable	Bassett's Cricket Ranch, Inc.-Crickets	\$546.00		
9/10/2017	11584-326	Accounts Payable	Hay Company-Hay	\$3,752.57	✓	
9/10/2017	11584-331	Accounts Payable	Whitie's Pets-Animal Food	\$16.73		
9/13/2017	11631-139	Accounts Payable	Visa- Premier Valley Bank-Misc. Expense-Scott	\$825.87		
9/25/2017	11631-125	Accounts Payable	Visa- Premier Valley Bank-Misc. Expenses-Shannon	\$286.39		
9/26/2017	11623-126	Accounts Payable	Whitie's Pets-Animal Food	\$12.96		
9/26/2017	11623-128	Accounts Payable	Whitie's Pets-Animal Food	\$12.15		
9/26/2017	11623-132	Accounts Payable	Whitie's Pets-Animal Food	\$12.94		
9/26/2017	11623-134	Accounts Payable	Whitie's Pets-Animal Food	\$16.20		
9/26/2017	11623-146	Accounts Payable	West Coast Processors-Fish	\$1,772.13	✓	
9/26/2017	11623-150	Accounts Payable	Hay Company-Hay	\$3,424.10	✓	
9/26/2017	11623-154	Accounts Payable	Hay Company-Feed	\$5,045.73	✓	
9/26/2017	11623-156	Accounts Payable	Valley Produce, Inc.-Produce	\$13.50		
9/26/2017	11623-158	Accounts Payable	Bassett's Cricket Ranch, Inc.-Crickets	\$507.58		
9/26/2017	11623-160	Accounts Payable	Valley Produce, Inc.-Produce	\$54.00		
9/26/2017	11623-162	Accounts Payable	Valley Produce, Inc.-Produce	\$1,668.45	✓	
9/26/2017	11623-165	Accounts Payable	Valley Produce, Inc.-Produce	\$1,568.10	✓	
9/26/2017	11623-170	Accounts Payable	Layne Laboratories, Inc.-Frozen Mice	\$1,452.49	✓	
9/26/2017	11623-180	Accounts Payable	Golden State Bait, Inc.-Fish	\$97.60		
9/26/2017	11623-182	Accounts Payable	Bassett's Cricket Ranch, Inc.-Crickets	\$524.89		
9/26/2017	11623-192	Accounts Payable	Hill's Pet Nutrition Sales, In-Animal Feed	\$439.71		
9/26/2017	11623-194	Accounts Payable	Bassett's Cricket Ranch, Inc.-Crickets	\$528.68		
9/26/2017	11623-196	Accounts Payable	Valley Produce, Inc.-Produce	\$1,711.10	✓	
<i>Account Subtotals</i>				\$43,120.92	\$0.00	
9/30/2017			<i>Account Net Change</i>			\$43,120.92
9/30/2017			<i>Account Ending Balance</i>			\$302,787.87
1-5014-00						
Account: 1-5014-00 (Bank Fees-Measure Z)						
9/1/2017			<i>Account Beginning Balance</i>			\$0.00
9/30/2017			<i>Account Net Change</i>			\$0.00
9/30/2017			<i>Account Ending Balance</i>			\$0.00

Fresno's Chaffee Zoo Corporation

General Ledger Report

September 2017

Date	Trans.	Journal	Reference	Debit Amount	Credit Amount	Balance
1-5080-03						
Account: 1-5080-03 (Benefits-Animal)						
9/1/2017			<i>Account Beginning Balance</i>			\$264,160.34
9/1/2017	11546-1	Journal Entry	To reclassify VSP	\$830.23		
9/1/2017	11547-1	Journal Entry	To reclassify Ameritas	\$2,565.12		
9/1/2017	11548-1	Journal Entry	To reclassify UnitedHealthcare of CA	\$29,809.55		
9/1/2017	11549-1	Journal Entry	To reclassify Sun Life	\$700.64		
9/1/2017	11559-52	Payroll	HSA Employer Contribution	\$78.96		
9/1/2017	11559-57	Payroll	HSA Employer Contribution	\$631.68		
9/15/2017	11614-52	Payroll	HSA Employer Contribution	\$78.96		
9/15/2017	11614-57	Payroll	HSA Employer Contribution	\$631.68		
9/29/2017	11616-50	Payroll	HSA Employer Contribution	\$78.96		
9/29/2017	11616-55	Payroll	HSA Employer Contribution	\$631.68		
			<i>Account Subtotals</i>	\$36,037.46	\$0.00	
9/30/2017			<i>Account Net Change</i>			\$36,037.46 ✓
9/30/2017			<i>Account Ending Balance</i>			<u>\$300,197.80</u>
1-5080-10						
Account: 1-5080-10 (Benefits-Veterinary)						
9/1/2017			<i>Account Beginning Balance</i>			\$33,211.76
9/1/2017	11546-4	Journal Entry	To reclassify VSP	\$53.39		
9/1/2017	11547-4	Journal Entry	To reclassify Ameritas	\$224.52		
9/1/2017	11548-4	Journal Entry	To reclassify UnitedHealthcare of CA	\$2,087.95		
9/1/2017	11549-4	Journal Entry	To reclassify Sun Life	\$50.13		
9/1/2017	11559-58	Payroll	HSA Employer Contribution	\$118.44		
9/15/2017	11614-58	Payroll	HSA Employer Contribution	\$78.96		
9/29/2017	11616-56	Payroll	HSA Employer Contribution	\$78.96		
			<i>Account Subtotals</i>	\$2,692.35	\$0.00	
9/30/2017			<i>Account Net Change</i>			\$2,692.35 ✓
9/30/2017			<i>Account Ending Balance</i>			<u>\$35,904.11</u>
1-5131-03						
Account: 1-5131-03 (Payroll Taxes-Animal)						
9/1/2017			<i>Account Beginning Balance</i>			\$111,009.10
9/1/2017	11559-82	Payroll	Payroll Taxes	\$561.31		
9/1/2017	11559-89	Payroll	Payroll Taxes	\$6,194.72		
9/15/2017	11614-78	Payroll	Payroll Taxes	\$623.06		
9/15/2017	11614-85	Payroll	Payroll Taxes	\$6,187.21		

Fresno's Chaffee Zoo Corporation

General Ledger Report

September 2017

Date	Trans.	Journal	Reference	Debit Amount	Credit Amount	Balance
Account: 1-5131-03 (Payroll Taxes-Animal)						
9/29/2017	11616-73	Payroll	Payroll Taxes	\$577.87		
9/29/2017	11616-80	Payroll	Payroll Taxes	\$6,335.19		
			<i>Account Subtotals</i>	\$20,479.36	\$0.00	
9/30/2017			<i>Account Net Change</i>			\$20,479.36 ✓
9/30/2017			<i>Account Ending Balance</i>			\$131,488.46
1-5131-10						
Account: 1-5131-10 (Payroll Taxes-Veterinary)						
9/1/2017			<i>Account Beginning Balance</i>			\$12,808.92
9/1/2017	11559-90	Payroll	Payroll Taxes	\$633.92		
9/15/2017	11614-86	Payroll	Payroll Taxes	\$671.57		
9/29/2017	11616-81	Payroll	Payroll Taxes	\$672.63		
			<i>Account Subtotals</i>	\$1,978.12	\$0.00	
9/30/2017			<i>Account Net Change</i>			\$1,978.12 ✓
9/30/2017			<i>Account Ending Balance</i>			\$14,787.04
1-5153-03						
Account: 1-5153-03 (Retirement Contribution-Animal)						
9/1/2017			<i>Account Beginning Balance</i>			\$33,155.57
9/1/2017	11559-26	Payroll	9/1/2017 retirement match	\$101.32		
9/1/2017	11559-32	Payroll	9/1/2017 retirement match	\$2,056.73		
9/15/2017	11614-26	Payroll	9/15/2017 retirement match	\$126.02		
9/15/2017	11614-32	Payroll	9/15/2017 retirement match	\$2,047.34		
9/29/2017	11616-24	Payroll	9/29/2017 retirement match	\$122.30		
9/29/2017	11616-30	Payroll	9/29/2017 retirement match	\$2,096.30		
			<i>Account Subtotals</i>	\$6,550.01	\$0.00	
9/30/2017			<i>Account Net Change</i>			\$6,550.01 ✓
9/30/2017			<i>Account Ending Balance</i>			\$39,705.58
1-5153-10						
Account: 1-5153-10 (Retirement Contribution-Veterinary)						
9/1/2017			<i>Account Beginning Balance</i>			\$4,673.73
9/1/2017	11559-33	Payroll	9/1/2017 retirement match	\$224.01		
9/15/2017	11614-33	Payroll	9/15/2017 retirement match	\$224.01		
9/29/2017	11616-31	Payroll	9/29/2017 retirement match	\$224.01		

Fresno's Chaffee Zoo Corporation

General Ledger Report

September 2017

Date	Trans.	Journal	Reference	Debit Amount	Credit Amount	Balance
Account: 1-5153-10 (Retirement Contribution-Veterinary)						
			<i>Account Subtotals</i>	\$672.03	\$0.00	
9/30/2017			<i>Account Net Change</i>			\$672.03 ✓
9/30/2017			<i>Account Ending Balance</i>			<u>\$5,345.76</u>
1-5165-03						
Account: 1-5165-03 (Salaries-Animal)						
9/1/2017			<i>Account Beginning Balance</i>			\$1,460,828.20
9/1/2017	11559-4	Payroll	Salaries	\$7,337.48		
9/1/2017	11559-11	Payroll	Salaries	\$81,362.50		
9/15/2017	11614-4	Payroll	Salaries	\$8,144.75		
9/15/2017	11614-11	Payroll	Salaries	\$81,264.55		
9/29/2017	11616-2	Payroll	Salaries	\$7,553.92		
9/29/2017	11616-9	Payroll	Salaries	\$83,107.60		
			<i>Account Subtotals</i>	\$268,770.80	\$0.00	
9/30/2017			<i>Account Net Change</i>			\$268,770.80 ✓
9/30/2017			<i>Account Ending Balance</i>			<u>\$1,729,599.00</u>
1-5165-10						
Account: 1-5165-10 (Salaries-Veterinary)						
9/1/2017			<i>Account Beginning Balance</i>			\$167,478.33
9/1/2017	11559-12	Payroll	Salaries	\$8,286.63		
9/15/2017	11614-12	Payroll	Salaries	\$8,778.91		
9/29/2017	11616-10	Payroll	Salaries	\$8,792.62		
			<i>Account Subtotals</i>	\$25,858.16	\$0.00	
9/30/2017			<i>Account Net Change</i>			\$25,858.16 ✓
9/30/2017			<i>Account Ending Balance</i>			<u>\$193,336.49</u>
1-5191-00						
Account: 1-5191-00 (Utilities Gas & Electric)						
9/1/2017			<i>Account Beginning Balance</i>			\$427,995.60
9/6/2017	11577-33	Accounts Payable	P G & E-Service thru 7/21-8/21/17	\$38.84		
9/6/2017	11577-35	Accounts Payable	P G & E-Service thru 7/22-8/22/17	\$54.97		
9/6/2017	11577-37	Accounts Payable	P G & E-Service thru 7/22-8/22/17	\$154.08		
9/26/2017	11623-250	Accounts Payable	P G & E-Service thru 8/-9/6/17	\$1,033.43		
9/26/2017	11623-252	Accounts Payable	P G & E-Service thru 8/4-9/5/17	\$8,323.77		

57/

59/

Fresno's Chaffee Zoo Corporation

General Ledger Report

September 2017

Date	Trans.	Journal	Reference	Debit Amount	Credit Amount	Balance
Account: 1-5191-00 (Utilities Gas & Electric)				61/		
9/26/2017	11623-254	Accounts Payable	P G & E-Service thru 8/4-9/5/17	\$59,038.18	39/	
			<i>Account Subtotals</i>	\$68,643.27	\$0.00	
9/30/2017			<i>Account Net Change</i>			\$68,643.27 ✓
9/30/2017			<i>Account Ending Balance</i>			<u>\$496,638.87</u>
1-5200-03						
Account: 1-5200-03 (Workers Comp-Animal)						
9/1/2017			<i>Account Beginning Balance</i>			\$121,312.55
9/1/2017	11559-106	Payroll	Workers Comp	\$685.05		
9/1/2017	11559-113	Payroll	Workers Comp	\$7,405.30		
9/15/2017	11614-102	Payroll	Workers Comp	\$754.92		
9/15/2017	11614-109	Payroll	Workers Comp	\$7,409.42		
9/29/2017	11616-95	Payroll	Workers Comp	\$704.17		
9/29/2017	11616-102	Payroll	Workers Comp	\$7,535.02		
			<i>Account Subtotals</i>	\$24,493.88	\$0.00	
9/30/2017			<i>Account Net Change</i>			\$24,493.88 ✓
9/30/2017			<i>Account Ending Balance</i>			<u>\$145,806.43</u>
1-5200-10						
Account: 1-5200-10 (Workers Comp-Veterinary)						
9/1/2017			<i>Account Beginning Balance</i>			\$14,093.03
9/1/2017	11559-114	Payroll	Workers Comp	\$772.97		
9/15/2017	11614-110	Payroll	Workers Comp	\$818.30		
9/29/2017	11616-103	Payroll	Workers Comp	\$819.56		
			<i>Account Subtotals</i>	\$2,410.83	\$0.00	
9/30/2017			<i>Account Net Change</i>			\$2,410.83 ✓
9/30/2017			<i>Account Ending Balance</i>			<u>\$16,503.86</u>
9/1/2017			<i>Grand Total Beginning Balance</i>			\$2,910,394.08
9/30/2017			<i>Grand Total Net Change</i>			\$501,707.19
9/30/2017			<i>Grand Total Ending Balance</i>			<u>\$3,412,101.27</u>

✓ Ties to attached GL

INVOICE

Central Nebraska Packing, Inc.

PO Box 550
2800 East 8th Street
North Platte NE 69103
800-445-2881

Invoice Number 030772

Invoice Date 08/25/17

Page 1

5003-03
28

SOLD CHAFFEE ZOOLOGICAL GARDENS
TO 894 W BELMONT
FRESNO CA 93728

SHIP CHAFFEE ZOOLOGICAL GARDENS
TO 894 W BELMONT
FRESNO CA 93728

P.O. Number		Terms	NET 30 DAYS
Customer Code	CHA90	Ship Via	CHR
Salesperson	CALIFORNIA	Order Number	
Bill of Lading	19825		

ITEM	ORDERED	SHIPPED	DESCRIPTION	PRICE	UOM	AMOUNT	TAX
2102	95.0	95.0	8/5 NEBRASKA FELINE DIET	47.000	CS	4,465.00	*
2108	55.0	55.0	8/5 CANINE DIET	58.000	CS	3,190.00	*
2103	85.0	85.0	NEBRASKA SENIOR FELINE	70.000	CS	5,950.00	*
1504	10.0	464.0	BEEF KNUCKLE BONES	0.890	CS	412.96	*
	1.0	1.0	Freight	1,773.600	n/a	1,773.60	

Subtotal 15,791.56
*Sales Tax 1,117.93
Invoice Total 16,909.49
Payments 0.00
Net Due 16,909.49 ✓

DO NOT FEED TO CATTLE OR OTHER RUMINANTS
INEDIBLE NOT FOR HUMAN CONSUMPTION

5003-03 0032

VALLEY PRODUCE, INC.

P.O. BOX 11664, FRESNO, CALIFORNIA 93774

e-mail: valleypro@comcast.net

Sold to

8003-0318
Irene Chaffee 200

Date

8/29/17

PHONE (559) 237-3328

FAX (559) 237-5611

No. C 243156

✓	QUAN.	ITEM	PRICE	AMOUNT	✓	QUAN.	ITEM	PRICE	AMOUNT	✓	QUAN.	ITEM	PRICE	AMOUNT
		Broccoli Florets												
X	19	BROCCOLI Crown (18ct)	1125	5325	X	5	EGGS 15/doz	1100	5500		1	CARROTS 50# / 25#		2350
X	3	CAULIFLOWER	900	2700	X	1	Quart / Flav. Yogurt		350			Grabits 100/200 ct		
		CELERY			X	20	KALE	1600	3200			48/1# Carrot		
		CABBAGE white			X	5	LEEKS	200	1000			Baby Carrot		
		CABBAGE red			X	20	CORN		1200			Pinto Beans #100		
		CILANTRO					HERBS			X	1	25# Beets		2175
		SPRING MIX 3#					Basil					J. Yel. Onions		
X	3	Chard	1775	5325			Chives					Red Onions		
		LETTUCE					Mint			X	10	Spaghetti Squash		200
X	400	Green Leaf	1600	6400			Rosemary					Potatoes		
X	2000	Red Leaf	1600	3200			Thyme					10/5 Russet		
X	3000	Romaine - Alcommiss	1700	5100	X	1000	Catus Pad		2175			5/10 Russet		
		SPINACH 2 1/2 #			X	6	Apples 7 1/2 / 25 Red	2900	17400			Ctn. Russet		
		EGGPLANT					Apples					Red Potatoes sz		
X	2	Collard Greens	2300	4600			Apples Sliced 100/200			X	3	Jumbo Sweet Potatoes		7500
		PARSLEY Flat / Curly			X	1000	Pandion Green		2650			YAMS (Med) Jumbo		3500
X	7000	TURNIP GREENS	2875	20125			Oranges			X	4	Jicama		300
		GREEN ONIONS					Lemons			X	15	CUCUMBERS		1350
		RADDISH					Limes			X	3	Butternut Squash		600
X	1000	GREEN BEANS (Lase)	3000	3000	X	2	Banana's	2200	4400	X	12	SQUASH ACORN		400
X	1000	ASPARAGUS			X	6	Raspberries	200	1200	X	1	Med. I.T. Squash		1700
X	1000	PARSNIPS	395	395			Blueberries					Yellow Squash		
X	1000	BELL PEPPER Green	1700	1700			Blackberries			X	1000	Curly Endive		3200
		BELL PEPPER Red			X	1	GRAPES Red	2700	2700	X	3	Avocado (Ripe)		900
		Chili Jalapeno			X	4	GRAPES Lunch Bunch		480			Avocado (Firm)		
		Chili Tomatillo			X	10	Kiwi		1050			Garlic (5# Peeled)		
X	2/1	Chili Long Grn/Pasilla			X	10	Mango's					Garlic -(Whole)		
X	2/1	Cheese Block	400	800			Nectarines			X	2	2# Raisins		1200
		Alfalfa Sprouts 1#/4oz			X	5	Papaya	300	1500	X	1000	TOMATOES		2100
		Bean Sprouts			X	5	Peach		625			ROMA TOMATOES		
		Cole Slaw (white cabbage)					Pear					GRAPE TOMATOES		
X	5	Cabbage Shred Red			X	2	Pineapple		750			CHERRY TOMATOES		
		Carrot (Shred) Colr			X	4	Plum					FR02 Veggies		400
		Carrot Sticks 2/4			X	1	Strawberry		1375	X	5	Sunflower Seeds (Walsh)		2000
		Celery Sticks 2/4					MELON					MUSHROOMS (sliced)		
		Yel. Onions Sliced/Diced			X	4	Cantaloupe		800			Button Mushroom		
		Red Onions Sliced/Diced					Honeydew			X	10	Medium Mushroom		1050
		Tossed Salad / SC			X	3	Watermelon #		2100			Portabella Mushroom		
		Shred Lettuce										12/8 oz. Mushroom		
		Cabbage/Romaine Blend												

ORDER FILLED BY

DELIV. BY

REC'D IN GOOD ORDER BY

COM

TOTAL ▶

121310

TERMS: NET CASH - A FINANCE CHARGE OF 1 1/2 % PER MONTH (18 % PER YEAR) WILL BE CHARGED ON PAST DUE ACCOUNTS.
ALL CLAIMS FOR RETURN OF GOODS MUST BE MADE WITHIN 24 HOURS AFTER RECEIPT OF MERCHANDISE.

THANK YOU

5003-03 0032 1199.35 ✓ 5045-03 0032 13.75

MZ & SLT 9/28

Ops Claim 2017-09 Page 47 of 59

NAME 170-1002-10

ADDRESS _____

CITY _____

SOLD BY	CASH	CHARGE	CUSTOMER ACCOUNT #
---------	------	--------	--------------------

[illegible]

TERMS: Bills are due and payable on the 10th of the month. PAST DUE bills are subject to 1 1/2% interest per month. (ANNUAL RATE 18%)

INVOICE

subject to 1 1/2% interest per month. (ANNUAL RATE 18%)

5003-03 0032	3752.57 ✓✓
5045-03 0032	42.92

No. 4460 Rec'd By Det. Sgt. H. J. + C. J.

503024

SD45-03 0032 42.92

NAME 11/11/2020

ADDRESS _____

CITY _____

SOLD BY	CASH	CHARGE	CUSTOMER ACCOUNT #
---------	------	--------	--------------------

QUAN.	DESCRIPTION	PRICE	AMOUNT
	Africa		
5	Gazelle	1295	6475
7	Antelope	1300	9100
12	Ostrich	1975	23740
5	Shaw-Bedding	795	3975
1	Bermuda		1295
	Africa		
20	Abnago	1245	25900
4	Allodia	1300	5200
30	Abundito	1245	22850
3	Orangut	1975	5925
5	Mos David Bdr	3450	17250
5	Madagascar Bdr	2550	12750
34	Madagascar Bdr	4450	151300
1	Lepus Arizonae		1490
		TAX	
		TOTAL	

TERMS: Bills are due and payable on the 10th of the month. PAST DUE bills are subject to 1 1/2% interest per month. (ANNUAL RATE 18%)

INVOICE

No. 14680 Rec'd By W. B. Heston

West Coast Processors

19051 Goldenwest St Ste 106-211
Huntington Beach, CA 92648

Invoice

Date	Invoice #
9/8/2017	14858

Bill To
Fresno Chaffee Zoo 894 W Belmont Ave FRESNO, CA 93728

Ship To
Fresno Chaffee Zoo 894 W Belmont Ave FRESNO, CA 93728

P.O. Number	Terms	Rep	Ship	Via	F.O.B.	Booking Number
SEE BELOW	Net 30	LdA	9/6/2017	Heitz	Delivered	N/A

Quantity	Lot No.	Description	Price Per/Lb.	Amount
1,014.12	77908	Frozen Pacific Herring 10 kg Cartons	0.62	628.75
1,025.17	77949	Frozen Capelin 15 kg Carton	0.78	799.63
1	Freight	Freight	343.75	343.75
P.O. SLCFISH002				
5003-03 10 0125				

Thank you for your business.

5003-03 0032

Total

\$1,772.13 ✓

Pd

MZ & SLT 1015

503-03

50307

5045-03 0032 22.50

505032 11668.45

VALLEY PRODUCE, INC.

Sold to

Fruans Cheffer 200

Date

9/5/17

P.O. BOX 11664, FRESNO, CALIFORNIA 93774

PHONE (559) 237-3328

No. C 243180

e-mail: valleypro@comcast.net

FAX (559) 237-5611

✓	QUAN.	ITEM	PRICE	AMOUNT	✓	QUAN.	ITEM	PRICE	AMOUNT	✓	QUAN.	ITEM	PRICE	AMOUNT
		Broccoli Florets												
X	(9)	BROCCOLI Crown /18ct	900	8100	X	(6)	EGGS 15/doz	1200	7200	X	(4)	CARROTS/50#-25#	2400	9600
X	(4)	CAULIFLOWER	140	560	X	(3)	Qt Yogurt/Flav.	400	1200			Grabits 100/200 ct		
		CELERY			X	(2)	KALE	1100	2200			48/1# Carrot		
		CABBAGE white			X	(5)	LEEEKS		1125			Baby Carrot		
		CABBAGE red					CORN					Pinto Beans #100		
		CILANTRO					HERBS			X	(2)	Collard Green	2100	4200
		SPRING MIX 3#					Basil					J. Yel. Onions		
X	(1)	Catfish Pkts	2300	2300			Chives					Red Onions		
		LETTUCE					Mint			X	(3)	Chard	185	555
X	(3)	Green Leaf	1600	4800			Rosemary					Potatoes		
X	(3)	Red Leaf	1600	4800			Thyme					10/5 Russet		
X	(17)	Romaine	1750	29750			Jumbo Sweet Potato	10800				5/10 Russet		
		SPINACH 2 1/2 #	150	3750	X	(8)	Apples	21100				Ctn. Russet		
		EGGPLANT	20	200			Apples					Red Potatoes sz		
							Apples Sliced 100/200			X	(6)	Froz Veggies	2850	
X	(1)	PARSLEY Flat / Curly	3250	3250	X	(1)	Black cheese	350	350	X	(2)	YAMS Med Jumbo	2550	5100
		GREEN ONIONS			X	(2)	Oranges	180	360			Jicama		
		RADDISH			X	(2)	Lemons	180	360	X	(1)	Speg. SQUASH	200	
X	(10)	GREEN BEANS	200	2000	X	(5)	Limes	11000		X	(15)	CUCUMBERS	1350	
		ASPARAGUS					Banana's			X	(2)	butternut Squash	400	
X	(5)	Sunflower Seeds	3375	16875			Raspberries			X	(1)	SQUASH Acorn	200	
		BELL PEPPER Green					Blueberries			X	(1)	Med. I.T. Squash	185	
		BELL PEPPER Red					Blackberries					Yellow Squash		
X	(1)	Chili Jalapeno	90	90			GRAPES Red			X	(2)	Grapefruit	300	
		Chili Tomatillo					GRAPES Lunch Bunch			X	(3)	Avocado (Ripe)	750	
		Chili Long Grn/Pasilla			X	(1)	Mango's	1250				Avocado (Firm)		
X	(1)	Turnip Green	2400	2400	X	(5)	Nectarines	450				Garlic (5# Peeled)		
		Alfalfa Sprouts 1#/4oz			X	(2)	Papaya	800		X	(1)	Garlic -(Whole)		
		Bean Sprouts					Peach			X	(1)	Turnip	2975	
		Cole Slaw (white cabbage)			X	(1)	Pear	1200		X	(1)	TOMATOES	2100	
		Cabbage Shred Red			X	(2)	Pineapple	700				ROMA TOMATOES		
X	(5)	Carrot Shred / Gorn	650	3250	X	(1)	Plum					GRAPE TOMATOES		
		Carrot Sticks 2/4			X	(4)	Strawberry	800		X	(1)	CHERRY TOMATOES		
		Celery Sticks 2/4			X	(5)	# Kiwi	550		X	(6)	Not Ford		
		Yel. Onions Sliced/Diced					MELON					Val. Distilled Water	2350	
		Red Onions Sliced/Diced			X	(10)	Cantaloupe	1700				MUSHROOMS (sliced)		NOT Food
		Tossed Salad / SC			X	(2)	Honeydew	500		X	(10)	Button Mushroom		
		Shred Lettuce			X	(4)	Watermelon #	650	2600			Medium Mushroom	2050	
		Cabbage/Romaine Blend										Portabella Mushroom		
												12/8 oz. Mushroom		

ORDER FILLED BY

DELIV. BY

RECEIVED IN GOOD ORDER BY

TOTAL

#16905

TERMS: NET CASH - A FINANCE CHARGE OF 1 1/2 % PER MONTH (18% PER YEAR) WILL BE CHARGED ON PAST DUE ACCOUNTS.
 ALL CLAIMS FOR RETURN OF GOODS MUST BE MADE WITHIN 24 HOURS AFTER RECEIPT OF MERCHANDISE.

THANK YOU

5045-03 0032 22.50

5003-03 0032

11668.45

SLT 9/28

5045-03 0032 = 7.00
5003-03 0032: 1568.10

5045-03 0032 / 5003-03

Cucumbers

VALLEY PRODUCE, INC.

P.O. BOX 11664, FRESNO, CALIFORNIA 93774

e-mail: valleypro@comcast.net

Sold to *Jessie Chaffer 200*

Date *9/12/17*

PHONE (559) 237-3328

FAX (559) 237-5611

No. C 243603

✓	QUAN.	ITEM	PRICE	AMOUNT	✓	QUAN.	ITEM	PRICE	AMOUNT	✓	QUAN.	ITEM	PRICE	AMOUNT
		Broccoli Florets												
✓	19	BROCCOLI Crown (18ct)	12.00	228.00	✓	6	EGGS 15/doz	12.00	72.00	✓	3	CARROTS 50# 25#	24.00	72.00
✓	3	CAULIFLOWER	6.00	18.00	✓	2	Qt. Flv Yogurt	7.00	14.00			Grabits 100/200 ct		
		CELERY			✓	4	KALE	16.00	64.00			48/1# Carrot		
		CABBAGE white			✓	5	LEEKS	10.00	50.00			Baby Carrot		
		CABBAGE red			✓	24	CORN	10.00	240.00			Pinto Beans #100		
		CILANTRO					HERBS			✓	2	collard greens	24.00	48.00
✓	1	SPRING MIX 3#					Basil					J. Yel. Onions		
✓	1	Endive Curly	34.00	34.00			Chives					Red Onions		
		LETTUCE					Mint			✓	3	chard	19.00	57.00
✓	3	Green Leaf	16.50	49.50			Rosemary					Potatoes		
✓	3	Red Leaf	16.50	49.50			Thyme					10/5 Russet		
✓	15	Romaine	17.50	262.50	✓	2	cheese blocks	6.00	12.00			5/10 Russet		
		SPINACH 2 1/2 #			✓	3	Apples 72/20 Red	27.00	81.00			Ctn. Russet		
		EGGPLANT					Apples					Red Potatoes sz		
✓	1	25# Beets	22.00	22.00			Apples Sliced 100/200			✓	1	turnip	24.00	24.00
✓	1	PARSLEY Flat / Curly			✓	10	Frozen Veggies	47.50	475.00	✓	2	YAMS Med / Jumbo	25.00	50.00
✓	1	Catnip Red	23.00	23.00			Oranges					Jicama		
		GREEN ONIONS			✓	2	Lemons	18.00	36.00	✓	1	Flv Corn	4.00	4.00
		RADDISH					Limes					CUCUMBERS		
✓	10	GREEN BEANS 6x	25.00	250.00	✓	3	Banana's	22.00	66.00	✓	2	Jumbo Sweet Potato	54.00	108.00
		ASPARAGUS					Raspberries			✓	2	SQUASH		
✓	1	MAC Potatoes	28.00	28.00			Blueberries			✓	2	Med. I.T. Squash	18.00	36.00
✓	1	BELL PEPPER Green	17.00	17.00			Blackberries					Yellow Squash		
		BELL PEPPER Red			✓	2	GRAPES Red	28.00	56.00	✓	1	Avocado (Ripe)	6.00	6.00
✓	1	Chili Jalapeno	9.00	9.00	✓	4	GRAPES Lunch Bunch	4.30	17.20	✓	3	Avocado (Firm)		
		Chili Tomatillo			✓	2	Mango's	11.50	23.00			Garlic (5# Peeled)		
✓	1	Chili Long Grn/Pasilla			✓	2	Nectarines					Garlic (Whole)		
✓	1	MAC Turnip	29.00	29.00	✓	7	Papaya	28.00	196.00	✓	5	Almonds NO SALT NO SKIN	35.00	175.00
		Alfalfa Sprouts 1#/4oz			✓	5	Peach	4.50	22.50	✓	1	TOMATOES		
		Bean Sprouts					Pear					ROMA TOMATOES		
		Cole Slaw (white cabbage)			✓	3	Pineapple	9.00	27.00			GRAPE TOMATOES		
✓	2	Carrot Shred / Coin	28.00	56.00	✓	4	Plum					CHERRY TOMATOES		
		Carrot Sticks 2/4			✓	4	Strawberry	10.00	40.00	✓	2	BALLONS Vinegar	18.00	36.00
		Celery Sticks 2/4			✓	4	Strawberry	4.50	18.00			Not Food		
		Yel. Onions Sliced/Diced					MELON					MUSHROOMS (sliced)		
		Red Onions Sliced/Diced			✓	1	Cantaloupe	19.80	19.80			Button Mushroom		
		Tossed Salad / SC			✓	2	Honeydew	5.00	10.00	✓	20	Medium Mushroom	19.00	380.00
		Shred Lettuce			✓	2	Watermelon #	24.00	48.00			Portabella Mushroom		
		Cabbage/Romaine Blend										12/8 oz. Mushroom		

ORDER FILLED BY

DELIV. BY

REC'D IN GOOD ORDER BY

TOTAL ▶

1575.10

TERMS: NET CASH - A FINANCE CHARGE OF 1 1/2 % PER MONTH (18% PER YEAR) WILL BE CHARGED ON PAST DUE ACCOUNTS. ALL CLAIMS FOR RETURN OF GOODS MUST BE MADE WITHIN 24 HOURS AFTER RECEIPT OF MERCHANDISE.

THANK YOU

5045-03 0032 = 7.00 5003-03 0032 \$1568.10 ✓

M2 + SLT P1015

LayneLabs

Natural Diets For Pets & Wildlife

4303 Huasna Rd.
Arroyo Grande, CA 93420

INVOICE

DATE 9/5/2017

INVOICE 105737

CUSTOMER

Chaffee Zoo
894 W. Belmont Ave.
Fresno, CA 93728

PHONE

TRACKING

787633016958


ORDER REF

TERMS

Net 030

ORDERED	SKU	DESCRIPTION	RATE	EXTENDED
2,000	MF0000	Frozen Mice - 1-Day-Old	0.25	500.00
500	MF5000	Frozen Mice - Hoppers	0.35	175.00
500	MF8000	Frozen Mice - Large	0.70	350.00
100	RF08000	Frozen Rats - Large	2.75	275.00
1	LAYNE LAB...	Freight	54.99	54.99

5003-03 0032



LayneLabs.com
Orders@LayneLabs.com
805-474-1354

Subtotal: \$1,354.99

Sales Tax: (7.5%) \$97.50

Total Cost: \$1,452.49

Payments: \$0.00

BALANCE DUE: \$1,452.49

5003-03 0032

5045030032 10-

5003-034 1711.10

VALLEY PRODUCE, INC.

Sold to

Inesno Chaffin 200

Date

9/8/17

P.O. BOX 11664, FRESNO, CALIFORNIA 93774

PHONE (559) 237-3328

No. C 243233

e-mail: valleypro@comcast.net

FAX (559) 237-5611

✓	QUAN.	ITEM	PRICE	AMOUNT	✓	QUAN.	ITEM	PRICE	AMOUNT	✓	QUAN.	ITEM	PRICE	AMOUNT
		Broccoli Florets												
		BROCCOLI Crown /18ct				7	EGGS 15/doz		1400		4	CARROTS 50# 25#		2400
X	(3)	CAULIFLOWER		450								Grabits 100/200 ct		
		CELERY					KALE		1600			48/1# Carrot		
X	(3)	CABBAGE white		300		4	LEEEKS		800			Baby Carrot		
		CABBAGE red					CORN					Pinto Beans #100		
		CILANTRO					HERBS				4	Cal. Distilled Water 1000		
		SPRING MIX 3#					Basil					J. Yel. Onions	Not Food	
X	(6)	Baby Food(meat)		900			Chives					Red Onions		
		LETTUCE					Mint				3	Chard		1975 5925
X	2	Green Leaf		1700			Rosemary					Potatoes		
X	100	Red Leaf		1700			Thyme					10/5 Russet		
X	180	Romaine		1800			SPINACH 2 1/2 #					5/10 Russet		
		EGGPLANT					Apples		350 700			Ctn. Russet		
X	10	Endive Curly		3450			Apples Sliced 100/200					Red Potatoes sz		
X	20	Collard Greens		2450			Apples		70/50 Red 2700 18900			Corn Cobs		2375
		PARSLEY Flat / Curly					Block Cheese		350		1	YAMS Med / Jumbo		2400
X	20	Collard Greens		2450			Oranges		113 4300			Jicama		
		GREEN ONIONS					Lemons		180		4	Sweet Potato		2700 10800
		RADDISH					Limes				15	CUCUMBERS		1350
X	10	GREEN BEANS		2500			Banana's		8800			SQUASH		
		ASPARAGUS					Raspberries					Med. I.T. Squash		2200
X	10	BELL PEPPER Green		1800			Blueberries				1	Yellow Squash		
X	10	BELL PEPPER Red					Blackberries							
		Chili Jalapeno					GRAPES Red		2800		(5)	2noz. Veggies		2375
		Chili Tomatillo					GRAPES Lunch Bunch				(3)	Avocado (Ripe)		450
		Chili Long Grn/Pasilla					Dried Fig		3350			Avocado (Firm)		
X	10	Randelion Green		2850			Mango's		1100 2200			Garlic (5#Peeled)		
		Alfalfa Sprouts 1#/4oz					Nectarines					Garlic (Whole)		
		Bean Sprouts					Papaya		2250		6	PEACANS NO SHELL NO SALT		1500
		Cole Slaw(white cabbage)					Peach		600		1	TOMATOES LL		2200
X	2	Cabbage Shred Red					Pear		1500 3600			ROMA TOMATOES		
		Carrot Shred / Coin		300			Pineapple		900			GRAPE TOMATOES		
		Carrot Sticks 2/4					Plum					CHERRY TOMATOES		
		Celery Sticks 2/4					Strawberry		1000		5	Peanuts IN SHELL NO SALT		1800
		Yel. Onions Sliced/Diced					Kiwi		480		5	Sunflower Seeds NO SHELL NO SALT		2000
		Red Onions Sliced/Diced					MELON					MUSHROOMS (sliced)		
		Tossed Salad / SC					Cantaloupe		2200			Button Mushroom		
		Shred Lettuce					Honeydew		350		10	Medium Mushroom		180
		Cabbage/Romaine Blend					Watermelon #		3600			Portabella Mushroom		
												12/8 oz. Mushroom		

ORDER FILLED BY

DELIV. BY

RECD IN GOOD ORDER BY

TOTAL

1721.10

TERMS: NET CASH - A FINANCE CHARGE OF 1 1/2 % PER MONTH FROM DATE OF BILL TO DATE OF PAYMENT. ALL CLAIMS FOR RETURN OF GOODS MUST BE MADE WITHIN 24 HOURS AFTER RECEIPT OF MERCHANDISE.

THANK YOU

5045-03 0032 = 10.00

5003-03 0032 \$1711.10

M2 & 51 P. 1/15



ENERGY STATEMENT

www.pge.com/MyEnergy

Account No: 1934497681-6
Statement Date: 09/06/2017
Due Date: 09/25/2017

Service For:

FRESNO'S CHAFFEE ZOO CORPORATION
894 W BELMONT AVE
FRESNO, CA 93728

Your Account Summary

Amount Due on Previous Statement
Payment(s) Received Since Last Statement
Previous Unpaid Balance
Current Gas Charges

\$2,497.27

-1,356.42

\$1,140.85

\$1,033.43

Questions about your bill?

Business Specialist available:
Mon-Fri: 7am to 6pm
1-800-468-4743
www.pge.com/MyEnergy

Total Amount Due by 09/25/2017


\$2,174.28

Local Office Address

705 P ST
FRESNO, CA 93721

Gas Monthly Billing History

Daily Usage Comparison



Visit www.pge.com/MyEnergy for a detailed bill comparison

1 Year Ago	Last Period	Current Period
43.09	34.87	33.77
Gas Therms / Day		

San Benito



ENERGY STATEMENT

www.pge.com/MyEnergy

Account No: 1934497681-6
Statement Date: 09/06/2017
Due Date: 09/25/2017

Details of Gas Charges

08/08/2017 - 09/06/2017 (30 billing days)

Service For: 894 W BELMONT AVE

Service Agreement ID: 1934497465

Rate Schedule: GNR1 Gas Service to Small Commercial Customers

08/08/2017 - 08/31/2017

Customer Charge	24 days @ \$2.14936	\$51.58
Gas Charges		
First 4,000 Therms/month	810.400000 Therms @ \$0.91132	738.53
Gas PPP Surcharge (\$0.04672/Therm)		37.86
Fresno Recovery Fee		7.90

09/01/2017 - 09/06/2017

Customer Charge	6 days @ \$2.14936	\$12.90
Gas Charges		
First 4,000 Therms/month	202.600000 Therms @ \$0.85551	173.33
Gas PPP Surcharge (\$0.04672/Therm)		9.47
Fresno Recovery Fee		1.86

Total Gas Charges

\$1,033.43

Service Information

Meter #	61202044
Current Meter Reading	25,727
Prior Meter Reading	24,998
Difference	729
Multiplier	1.389298
Total Usage	1,013.000000 Therms
Serial	L

Gas Procurement Costs (\$/Therm)

08/08/2017 - 08/31/2017	\$0.31228
09/01/2017 - 09/06/2017	\$0.25647

Additional Messages

Customer Charge To help deliver safe, reliable and affordable gas service to your business, PG&E charges a customer fee which is based on your highest average daily gas usage within the past 12 months. For the billing period ending on 01/05/2017, your highest average daily gas usage was 536.4 therms.

45/ ✓





ENERGY STATEMENT

www.pge.com/MyEnergy

Account No: 7044237853-8

Statement Date: 09/06/2017

Due Date: 09/25/2017

SEP 12 1:17 PM

Service For:

FRESNO'S CHAFFEE ZOO CORPORATION
890 W BELMONT AVE
FRESNO, CA 93728

Your Account Summary

Amount Due on Previous Statement
Payment(s) Received Since Last Statement
Previous Unpaid Balance
Current Electric Charges

\$16,021.34

-8,004.84

\$8,016.50

\$8,323.77

Questions about your bill?

Business Specialist available:
Mon-Fri: 7am to 6pm
1-800-468-4743
www.pge.com/MyEnergy

Total Amount Due by 09/25/2017

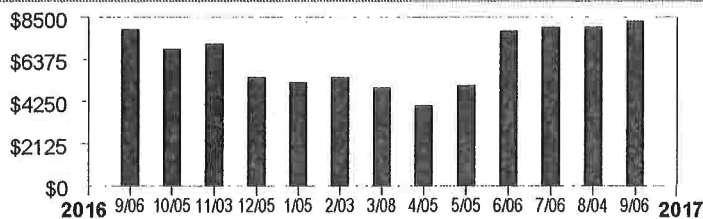
\$16,340.27

Local Office Address

705 P ST
FRESNO, CA 93721

Electric Monthly Billing History

Daily Usage Comparison



1 Year Ago	Last Period	Current Period
1164.06	1256.13	1233.33
Electric kWh / Day		

Visit www.pge.com/MyEnergy for a detailed bill comparison

Sanon d



ENERGY STATEMENT

www.pge.com/MyEnergy

Account No: 7044237853-8
Statement Date: 09/06/2017
Due Date: 09/25/2017

Details of Electric Charges

08/04/2017 - 09/05/2017 (33 billing days)

Service For: 890 W BELMONT AVE

Service Agreement ID: 7044237158

08/04/2017 - 09/05/2017

Rate Schedule: NEMEXPM Net Energy Metering Service

Net Charges

\$8,311.97

Energy Commission Tax

11.80

Total Electric Charges

\$8,323.77

Service Information

Meter #	1004578075
Total Usage	40,700.000000 kWh
Serial	L
Rotating Outage Block	8H

45/ ✓





ENERGY STATEMENT

www.pge.com/MyEnergy

Account No: 5915064925-5
Statement Date: 09/06/2017
Due Date: 09/25/2017

Service For:

FRESNO'S CHAFFEE ZOO CORPORATION
894 W BELMONT AVE
FRESNO, CA 93728

Your Account Summary

Amount Due on Previous Statement
Payment(s) Received Since Last Statement
Previous Unpaid Balance *See 7th*
Current Electric Charges

\$112,923.65

-56,183.95

\$56,739.70

\$59,038.18

Questions about your bill?

Business Specialist available:
Mon-Fri: 7am to 6pm
1-800-468-4743
www.pge.com/MyEnergy

Total Amount Due by 09/25/2017

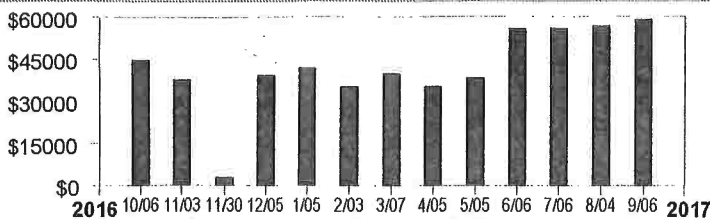
\$115,777.88

Local Office Address

705 P ST
FRESNO, CA 93721

Electric Monthly Billing History

Daily Usage Comparison



1 Year Last Current
Ago Period Period

9381.81 10106 9845.93

Electric kWh / Day

Visit www.pge.com/MyEnergy for a detailed bill comparison

San Bernardino



ENERGY STATEMENT

www.pge.com/MyEnergy

Account No: 5915064925-5
Statement Date: 09/06/2017
Due Date: 09/25/2017

Details of Electric Charges

08/04/2017 - 09/05/2017 (33 billing days)

Service For: 894 W BELMONT AVE

Service Agreement ID: 5915064187

Rate Schedule: E19S Medium General Demand-Metered TOU Service

08/04/2017 - 09/05/2017

Customer Charge	33 days @ \$19.71253	\$650.51
Demand Charge		
Max Peak	595.200000 kW @ \$18.64000	11,094.53
Max Part Peak	556.800000 kW @ \$5.18000	2,884.22
Max Demand	614.400000 kW @ \$17.56000	10,788.86
Energy Charges		
Peak	65,570.400000 kWh @ \$0.15178	9,952.28
Part Peak	65,970.000000 kWh @ \$0.11127	7,340.48
Off Peak	193,375.200000 kWh @ \$0.08445	16,330.54
Power Factor Adjustment (@ 91.00% Power Factor)		-97.47
Energy Commission Tax		94.23

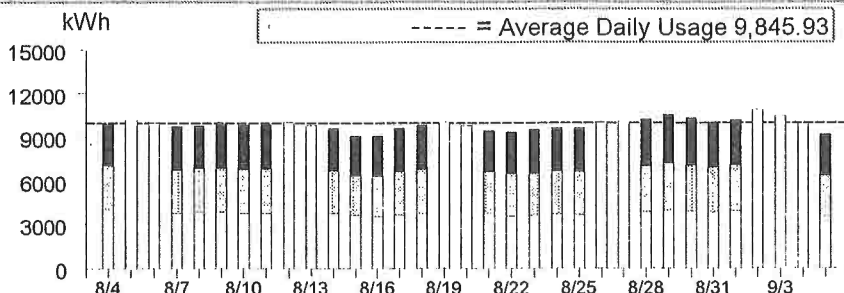
Total Electric Charges \$59,038.18

Service Information

Meter #	1010078518
Total Usage	324,915.600000 kWh
Meter #	1010078518
Reactive Power	145,435.200000 kVar
Serial	L
Rotating Outage Block	8H

56/ ✓

Electric Usage This Period: 324,915.600000 kWh, 33 billing days



	Usage	Energy Charges
■ Peak ¹	20.18%	\$9,952.28
▤ Part Peak ²	20.31%	\$7,340.48
□ Off Peak ³	59.51%	\$16,330.54

¹Peak: 5/1-10/31 12:00pm-6:00pm, M-F (except Holidays);

²Part Peak: 5/1-10/31 8:30am-12:00pm, 6:00pm-9:30pm, M-F (except Holidays); 11/1-4/30 8:30am-9:30pm, M-F (except Holidays);

³Off Peak: Year Round 9:30pm - 8:30am, M-F (except Holidays); Sat-Sun; Holidays

