

Disbursement Claim for Measure Z Funds

Disbursement Claim #: 2018-05 Claim Submission Date: 06/11/13

Request Details

Invoice Date or Date Range (if multiple invoices)	Approved Monthly Budget Covering Invoiced Month(s)	Budget Line Item	General Ledger Account No. and Description	Amount Requested
05/01/18-05/31/18	\$ 247,309.85		Animal Dept. 12 / Salary & Benefits	\$ 256,240.70
05/01/18-05/31/18	\$ 27,956.06		Veterinary 14 / Dept. Salary & Benefits	\$ 19,511.97
05/01/18-05/31/18	\$ 35,000.00		Animal Feed 15 /	\$ 18,481.44
05/01/18-05/31/18	\$ 70,000.00		Utilities 38 /	\$ 48,108.14
			Wire Fee	\$10.00
	\$380,265.91		Subtotal	\$342,352.25
			Less Wire Fee	-\$10.00
			TOTAL AMOUNT REQUESTED	\$342,342.25

256,240.7	+			
19,511.97	+			
18,481.44	+			
48,108.14	+			
10	+			
0	-			
10	=			
Total [7 items]				
342,342.25	T			

by usage, or Operations Claim budget variance explanation:

Fresno's Chaffee Zoo Corporation

Income Statement

May 2018

	2018 Budget	May Budget	May Measure Z	May Actual	YTD Budget	YTD Measure Z	YTD Actual
REVENUE							
Self-Generated Revenue							
Admissions							
Admissions	\$0.00	\$0.00	\$0.00	\$0.00	\$0.00	\$0.00	\$0.00
Admissions-Special Events	\$13,500.00	\$1,620.00	\$0.00	\$0.00	\$6,075.00	\$0.00	\$0.00
Admissions-Visitor Services	\$5,125,238.00	\$614,366.00	\$0.00	\$553,233.10	\$2,308,768.00	\$0.00	\$2,317,936.96
Combo Tickets - Adults	\$0.00	\$0.00	\$0.00	\$0.00	\$0.00	\$0.00	\$0.00
Combo Tickets - Child/Senior	\$0.00	\$0.00	\$0.00	\$0.00	\$0.00	\$0.00	\$0.00
Over and Under	\$0.00	\$0.00	\$0.00	\$0.00	\$0.00	\$0.00	\$0.00
Over and Under-Visitor Services	\$0.00	\$0.00	\$0.00	\$317.84	\$0.00	\$0.00	\$753.95
Total Admissions	\$5,138,738.00	\$615,986.00	\$0.00	\$553,550.94	\$2,314,843.00	\$0.00	\$2,318,690.91
Adopt an Animal							
Adopt an Animal	\$0.00	\$0.00	\$0.00	\$0.00	\$0.00	\$0.00	\$0.00
Adopt an Animal-Development	\$35,000.00	\$2,916.67	\$0.00	\$550.00	\$14,583.31	\$0.00	\$10,995.00
Total Adopt an Animal	\$35,000.00	\$2,916.67	\$0.00	\$550.00	\$14,583.31	\$0.00	\$10,995.00
Board Designated for Endow							
Board Designated Endowment Income	\$0.00	\$0.00	\$0.00	\$0.00	\$0.00	\$0.00	\$0.00
Board Designated Endowment Income-Deve	\$10,000.00	\$0.00	\$0.00	\$1,000.00	\$0.00	\$0.00	\$7,190.00
Endowment Trust Fund-Perm	\$0.00	\$0.00	\$0.00	\$0.00	\$0.00	\$0.00	\$0.00
Total Board Designated for Endowment	\$10,000.00	\$0.00	\$0.00	\$1,000.00	\$0.00	\$0.00	\$7,190.00
Education							
After School Programs	\$0.00	\$0.00	\$0.00	\$0.00	\$0.00	\$0.00	\$0.00
After School Programs-Education	\$0.00	\$0.00	\$0.00	\$0.00	\$0.00	\$0.00	\$0.00
Annual Dues	\$0.00	\$0.00	\$0.00	\$0.00	\$0.00	\$0.00	\$0.00
Annual Dues-Education	\$0.00	\$0.00	\$0.00	\$0.00	\$0.00	\$0.00	\$0.00
Annual Dues-Volunteer	\$2,000.00	\$166.67	\$0.00	\$0.00	\$833.31	\$0.00	\$1,960.00
Camp Scholarships	\$0.00	\$0.00	\$0.00	\$0.00	\$0.00	\$0.00	\$0.00
Camp Scholarships-Education	\$0.00	\$0.00	\$0.00	\$0.00	\$0.00	\$0.00	\$0.00
Class Fees	\$0.00	\$0.00	\$0.00	\$0.00	\$0.00	\$0.00	\$0.00

2018-5 Page 1 of 9

Fresno's Chaffee Zoo Corporation

Income Statement

May 2018

	2018 Budget	May Budget	May Measure Z	May Actual	YTD Budget	YTD Measure Z	YTD Actual
Class Fees-Education	\$0.00	\$0.00	\$0.00	\$0.00	\$0.00	\$0.00	\$0.00
Class Fees-Volunteer	\$3,500.00	\$291.67	\$0.00	\$0.00	\$1,458.31	\$0.00	\$0.00
Cookbook Sales	\$0.00	\$0.00	\$0.00	\$0.00	\$0.00	\$0.00	\$0.00
Cookbook Sales-Volunteer	\$0.00	\$0.00	\$0.00	\$0.00	\$0.00	\$0.00	\$0.00
Docent Activities	\$0.00	\$0.00	\$0.00	\$0.00	\$0.00	\$0.00	\$0.00
Docent Activities-Volunteer	\$3,000.00	\$250.00	\$0.00	\$0.00	\$1,250.00	\$0.00	\$2,460.00
Education-General Income	\$0.00	\$0.00	\$0.00	\$0.00	\$0.00	\$0.00	\$0.00
Education-General Income-Education	\$0.00	\$0.00	\$0.00	\$0.00	\$0.00	\$0.00	\$0.00
Docent Fundraising Income	\$0.00	\$0.00	\$0.00	\$0.00	\$0.00	\$0.00	\$0.00
Docent Fundraising Income-Volunteer	\$0.00	\$0.00	\$0.00	\$0.00	\$0.00	\$0.00	\$0.00
Grants	\$0.00	\$0.00	\$0.00	\$0.00	\$0.00	\$0.00	\$0.00
Grants-Education	\$0.00	\$0.00	\$0.00	\$0.00	\$0.00	\$0.00	\$0.00
Junior University Income	\$0.00	\$0.00	\$0.00	\$0.00	\$0.00	\$0.00	\$0.00
Junior University Income-Education	\$0.00	\$0.00	\$0.00	\$0.00	\$0.00	\$0.00	\$0.00
Overnight Income	\$0.00	\$0.00	\$0.00	\$0.00	\$0.00	\$0.00	\$0.00
Overnight Income-Education	\$15,000.00	\$1,250.00	\$0.00	\$3,400.00	\$6,250.00	\$0.00	\$4,600.00
Scout Guide-Education	\$7,000.00	\$583.33	\$0.00	\$868.00	\$2,916.65	\$0.00	\$3,764.00
Service Income	\$0.00	\$0.00	\$0.00	\$0.00	\$0.00	\$0.00	\$0.00
Service Income-Education	\$0.00	\$0.00	\$0.00	\$0.00	\$0.00	\$0.00	\$0.00
Service Income-Volunteer	\$0.00	\$0.00	\$0.00	\$0.00	\$0.00	\$0.00	\$0.00
Teacher Resource Guide Income	\$0.00	\$0.00	\$0.00	\$0.00	\$0.00	\$0.00	\$0.00
Teacher Training Workshop Income	\$0.00	\$0.00	\$0.00	\$0.00	\$0.00	\$0.00	\$0.00
Teacher Training Workshop Income-Educati	\$0.00	\$0.00	\$0.00	\$0.00	\$0.00	\$0.00	\$0.00
Trip Income	\$0.00	\$0.00	\$0.00	\$0.00	\$0.00	\$0.00	\$0.00
Trip Income-Education	\$0.00	\$0.00	\$0.00	\$0.00	\$0.00	\$0.00	\$0.00
Trip Income-Volunteer	\$0.00	\$0.00	\$0.00	\$0.00	\$0.00	\$0.00	\$0.00
Uniform Income	\$0.00	\$0.00	\$0.00	\$0.00	\$0.00	\$0.00	\$0.00
Uniform Income-Volunteer	\$3,000.00	\$250.00	\$0.00	\$0.00	\$1,250.00	\$0.00	\$380.00
Wild Connections Lab Income	\$0.00	\$0.00	\$0.00	\$0.00	\$0.00	\$0.00	\$0.00
Wild Connections Lab Income-Education	\$57,000.00	\$4,750.00	\$0.00	\$11,432.92	\$23,750.00	\$0.00	\$38,035.92
Zoo Adventures Camp Income	\$0.00	\$0.00	\$0.00	\$0.00	\$0.00	\$0.00	\$0.00
Zoo Adventures Camp Income-Education	\$206,000.00	\$17,166.67	\$0.00	(\$75.00)	\$85,833.31	\$0.00	\$25,261.50

Fresno's Chaffee Zoo Corporation
Income Statement
 May 2018

	2018 Budget	May Budget	May Measure Z	May Actual	YTD Budget	YTD Measure Z	YTD Actual
Zoo Boo Haunted House Income	\$0.00	\$0.00	\$0.00	\$0.00	\$0.00	\$0.00	\$0.00
Zoo Preview Income	\$0.00	\$0.00	\$0.00	\$0.00	\$0.00	\$0.00	\$0.00
Zoo Preview Income-Volunteer	\$3,000.00	\$250.00	\$0.00	\$984.00	\$1,250.00	\$0.00	\$1,969.50
Zoo School Income	\$0.00	\$0.00	\$0.00	\$0.00	\$0.00	\$0.00	\$0.00
Zoo Talks Income	\$0.00	\$0.00	\$0.00	\$0.00	\$0.00	\$0.00	\$0.00
Zoo Talks Income-Education	\$6,500.00	\$541.67	\$0.00	\$385.00	\$2,708.31	\$0.00	\$2,420.00
Zoopeteer Income	\$0.00	\$0.00	\$0.00	\$0.00	\$0.00	\$0.00	\$0.00
Zoopeteer Income-Education	\$0.00	\$0.00	\$0.00	\$0.00	\$0.00	\$0.00	\$0.00
Zoopeteer Income-Volunteer	\$0.00	\$0.00	\$0.00	\$0.00	\$0.00	\$0.00	\$0.00
Camp Scholarships-Res	\$0.00	\$0.00	\$0.00	\$0.00	\$0.00	\$0.00	\$0.00
Camp Scholarships-Res-Education	\$550.00	\$45.83	\$0.00	\$0.00	\$229.15	\$0.00	\$500.00
Grants-Res	\$0.00	\$0.00	\$0.00	\$0.00	\$0.00	\$0.00	\$0.00
Grants-Res-Education	\$7,000.00	\$583.33	\$0.00	\$0.00	\$2,916.65	\$0.00	\$0.00
Grants-Res-Volunteer	\$0.00	\$0.00	\$0.00	\$0.00	\$0.00	\$0.00	\$0.00
Grants-Perm	\$0.00	\$0.00	\$0.00	\$0.00	\$0.00	\$0.00	\$0.00
Tour Income	\$0.00	\$0.00	\$0.00	\$0.00	\$0.00	\$0.00	\$0.00
Tour Income-Volunteer	\$7,500.00	\$625.00	\$0.00	\$626.00	\$3,125.00	\$0.00	\$2,404.00
Tot Time Income	\$0.00	\$0.00	\$0.00	\$0.00	\$0.00	\$0.00	\$0.00
Tot Time Income-Education	\$8,500.00	\$708.33	\$0.00	\$1,270.00	\$3,541.65	\$0.00	\$5,719.00
Zoomobile Income	\$0.00	\$0.00	\$0.00	\$0.00	\$0.00	\$0.00	\$0.00
Zoomobile Income-Education	\$48,500.00	\$4,041.67	\$0.00	\$12,997.74	\$20,208.31	\$0.00	\$33,951.34
Behind the Scenes-Education	\$60,000.00	\$5,000.00	\$0.00	\$7,929.50	\$25,000.00	\$0.00	\$42,940.50
Facility Rental-Education	\$3,500.00	\$291.67	\$0.00	\$450.00	\$1,458.31	\$0.00	\$2,000.00
Miscellaneous Income-Education	\$0.00	\$0.00	\$0.00	\$0.00	\$0.00	\$0.00	\$0.00
Uniform-Teen Payment- Volunteer	\$0.00	\$0.00	\$0.00	\$0.00	\$0.00	\$0.00	\$0.00
Total Education	\$441,550.00	\$36,795.84	\$0.00	\$40,268.16	\$183,978.96	\$0.00	\$168,365.76
Food Services							
Concessions Commission	\$0.00	\$0.00	\$0.00	\$0.00	\$0.00	\$0.00	\$0.00
Concessions Commission-Administration	\$725,050.00	\$87,006.00	\$0.00	\$98,211.52	\$326,271.00	\$0.00	\$337,862.85
Concessions Commission-Development	\$0.00	\$0.00	\$0.00	\$0.00	\$0.00	\$0.00	\$0.00
Total Food Services	\$725,050.00	\$87,006.00	\$0.00	\$98,211.52	\$326,271.00	\$0.00	\$337,862.85

Fresno's Chaffee Zoo Corporation

Income Statement

May 2018

	2018 Budget	May Budget	May Measure Z	May Actual	YTD Budget	YTD Measure Z	YTD Actual
Gift Shop							
Gift Shop Income	\$0.00	\$0.00	\$0.00	\$0.00	\$0.00	\$0.00	\$0.00
Gift Shop Commission	\$0.00	\$0.00	\$0.00	\$0.00	\$0.00	\$0.00	\$0.00
Gift Shop Commission-Administration	\$477,680.00	\$57,322.00	\$0.00	\$64,148.57	\$214,955.00	\$0.00	\$240,442.77
Total Gift Shop	\$477,680.00	\$57,322.00	\$0.00	\$64,148.57	\$214,955.00	\$0.00	\$240,442.77
Giraffe Feeding							
Giraffe Feeding Income	\$0.00	\$0.00	\$0.00	\$0.00	\$0.00	\$0.00	\$0.00
Giraffe Feeding Income-Education	\$580,040.00	\$69,605.00	\$0.00	\$71,734.00	\$261,019.00	\$0.00	\$258,630.00
Giraffe Feeding Income-Visitor Services	\$0.00	\$0.00	\$0.00	\$0.00	\$0.00	\$0.00	\$409.20
Total Giraffe Feeding	\$580,040.00	\$69,605.00	\$0.00	\$71,734.00	\$261,019.00	\$0.00	\$259,039.20
Grants/Fundraising							
Annual Fund	\$0.00	\$0.00	\$0.00	\$0.00	\$0.00	\$0.00	\$0.00
Conservation Income-Animal	\$0.00	\$0.00	\$0.00	\$0.00	\$0.00	\$0.00	\$0.00
Conservation Income-Development	\$0.00	\$0.00	\$0.00	\$796.00	\$0.00	\$0.00	\$5,136.11
Conservation Income-Education	\$0.00	\$0.00	\$0.00	\$0.00	\$0.00	\$0.00	\$0.00
Conservation Income-Veterinary	\$150.00	\$12.50	\$0.00	\$0.00	\$62.50	\$0.00	\$535.10
Conservation Income	\$0.00	\$0.00	\$0.00	\$0.00	\$0.00	\$0.00	\$0.00
Donations	\$0.00	\$0.00	\$0.00	\$0.00	\$0.00	\$0.00	\$0.00
Donations-Marketing	\$0.00	\$0.00	\$0.00	\$0.00	\$0.00	\$0.00	\$0.00
Donations-Development	\$300,000.00	\$25,000.00	\$0.00	\$5,450.61	\$125,000.00	\$0.00	\$24,951.26
Donations-Special Events	\$0.00	\$0.00	\$0.00	\$0.00	\$0.00	\$0.00	\$0.00
Donations-Education	\$300.00	\$25.00	\$0.00	\$16.08	\$125.00	\$0.00	\$647.02
Donations-Volunteer	\$0.00	\$0.00	\$0.00	\$0.00	\$0.00	\$0.00	\$0.00
In-Kind Contributions	\$0.00	\$0.00	\$0.00	\$0.00	\$0.00	\$0.00	\$0.00
In-Kind Contributions-Development	\$0.00	\$0.00	\$0.00	\$0.00	\$0.00	\$0.00	\$0.00
In-Kind Contributions - Volunteer	\$0.00	\$0.00	\$0.00	\$0.00	\$0.00	\$0.00	\$0.00
New Sea Lion Exhibit Fundraising Income	\$0.00	\$0.00	\$0.00	\$0.00	\$0.00	\$0.00	\$6.00
Annual Fund-Res	\$0.00	\$0.00	\$0.00	\$0.00	\$0.00	\$0.00	\$0.00
Conservation Income-Res-Development	\$0.00	\$0.00	\$0.00	\$0.00	\$0.00	\$0.00	\$350.00

18-5 Page 7 of 59

Fresno's Chaffee Zoo Corporation

Income Statement

May 2018

	2018 Budget	May Budget	May Measure Z	May Actual	YTD Budget	YTD Measure Z	YTD Actual
Membership Income	\$0.00	\$0.00	\$0.00	\$0.00	\$0.00	\$0.00	\$0.00
Membership Income-Membership	\$1,337,750.00	\$111,479.17	\$0.00	\$170,797.52	\$557,395.81	\$0.00	\$743,880.07
Total Membership	\$1,337,750.00	\$111,479.17	\$0.00	\$170,797.52	\$557,395.81	\$0.00	\$743,880.07
Special Events							
Boutique Sales	\$0.00	\$0.00	\$0.00	\$0.00	\$0.00	\$0.00	\$0.00
Corporate Tent Income	\$0.00	\$0.00	\$0.00	\$0.00	\$0.00	\$0.00	\$0.00
Exhibitor Booth Income	\$0.00	\$0.00	\$0.00	\$0.00	\$0.00	\$0.00	\$0.00
Exhibitor Booth Income-Special Events	\$9,000.00	\$0.00	\$0.00	\$0.00	\$0.00	\$0.00	\$300.00
Raffle Ticket Income	\$0.00	\$0.00	\$0.00	\$0.00	\$0.00	\$0.00	\$0.00
Raffle Ticket Income-Special Events	\$0.00	\$0.00	\$0.00	\$0.00	\$0.00	\$0.00	\$0.00
Santa Photo-Special Events	\$0.00	\$0.00	\$0.00	\$0.00	\$0.00	\$0.00	\$0.00
Script Sales	\$0.00	\$0.00	\$0.00	\$0.00	\$0.00	\$0.00	\$0.00
Script Sales-Special Events	\$8,500.00	\$0.00	\$0.00	\$0.00	\$0.00	\$0.00	\$0.00
Auction Income	\$0.00	\$0.00	\$0.00	\$0.00	\$0.00	\$0.00	\$0.00
Auction Income-Special Events	\$25,000.00	\$0.00	\$0.00	\$0.00	\$0.00	\$0.00	\$0.00
Special Event Income	\$0.00	\$0.00	\$0.00	\$0.00	\$0.00	\$0.00	\$0.00
Special Event Income-Special Events	\$595,350.00	\$0.00	\$0.00	(\$5,606.83)	\$52,000.00	\$0.00	\$64,347.67
ZooLights 3D Glasses Income-Special Even	\$4,500.00	\$0.00	\$0.00	\$0.00	\$0.00	\$0.00	\$0.00
Special Event Income-Res	\$0.00	\$0.00	\$0.00	\$0.00	\$0.00	\$0.00	\$0.00
Sponsorships-Special Events	\$0.00	\$0.00	\$0.00	\$0.00	\$0.00	\$0.00	\$0.00
Sponsorships-Education	\$0.00	\$0.00	\$0.00	\$0.00	\$0.00	\$0.00	\$0.00
Sponsorships-Res-Special Events	\$90,500.00	\$11,000.00	\$0.00	\$0.00	\$14,000.00	\$0.00	\$5,000.00
Sponsorships-Res-Education	\$0.00	\$0.00	\$0.00	\$0.00	\$0.00	\$0.00	\$0.00
Total Special Events	\$732,850.00	\$11,000.00	\$0.00	(\$5,606.83)	\$66,000.00	\$0.00	\$69,647.67
Stingray Exhibit							
Stingray Admissions	\$0.00	\$0.00	\$0.00	\$0.00	\$0.00	\$0.00	\$0.00
Stingray Admissions-Education	\$298,550.00	\$35,826.00	\$0.00	\$37,770.00	\$134,347.50	\$0.00	\$134,348.00
Stingray Admissions-Visitor Services	\$0.00	\$0.00	\$0.00	\$0.00	\$0.00	\$0.00	\$0.00
Stingray Feeding Income	\$0.00	\$0.00	\$0.00	\$0.00	\$0.00	\$0.00	\$0.00
Stingray Feeding Income-Education	\$42,650.00	\$5,118.00	\$0.00	\$4,235.00	\$19,192.50	\$0.00	\$15,019.00

Fresno's Chaffee Zoo Corporation

Income Statement

May 2018

2018-5 Page 11 of 99

	2018 Budget	May Budget	May Measure Z	May Actual	YTD Budget	YTD Measure Z	YTD Actual
Penny Press Income	\$14,000.00	\$1,166.67	\$0.00	\$1,308.00	\$5,833.31	\$0.00	\$3,885.50
Penny Press Income-Administration	\$0.00	\$0.00	\$0.00	\$0.00	\$0.00	\$0.00	\$0.00
Photo Machine Income	\$11,000.00	\$916.67	\$0.00	\$1,147.95	\$4,583.31	\$0.00	\$4,003.01
Photo Machine Income-Administration	\$0.00	\$0.00	\$0.00	\$0.00	\$0.00	\$0.00	\$0.00
Photo/Video Income-Marketing	\$0.00	\$0.00	\$0.00	\$0.00	\$0.00	\$0.00	\$0.00
Zoo Book Sales	\$0.00	\$0.00	\$0.00	\$0.00	\$0.00	\$0.00	\$0.00
Zoo Key Sales	\$0.00	\$0.00	\$0.00	\$0.00	\$0.00	\$0.00	\$0.00
Pay Loader Kiddie Ride	\$0.00	\$0.00	\$0.00	\$0.00	\$0.00	\$0.00	\$0.00
Vending Commission-Administration	\$37,500.00	\$4,500.00	\$0.00	\$2,419.75	\$16,875.00	\$0.00	\$5,199.30
Camel Rides							
Camel Rides	\$0.00	\$0.00	\$0.00	\$0.00	\$0.00	\$0.00	\$0.00
Total Camel Rides	\$0.00	\$0.00	\$0.00	\$0.00	\$0.00	\$0.00	\$0.00
Stroller/Wheelchair Rental							
Stroller/Wheelchair Rental Income	\$0.00	\$0.00	\$0.00	\$0.00	\$0.00	\$0.00	\$0.00
Total Stroller/Wheelchair Rental	\$0.00	\$0.00	\$0.00	\$0.00	\$0.00	\$0.00	\$0.00
Total Other	\$84,000.00	\$8,375.01	\$0.00	\$5,607.20	\$36,249.93	\$0.00	\$25,278.11
Total Self-Generated Revenue	\$11,184,308.00	\$1,132,467.18	\$0.00	\$1,221,499.91	\$4,569,023.46	\$0.00	\$4,835,884.06
TOTAL REVENUE	\$11,184,308.00	\$1,132,467.18	\$0.00	\$1,221,499.91	\$4,569,023.46	\$0.00	\$4,835,884.06

Fresno's Chaffee Zoo Corporation

Income Statement

May 2018

	2018 Budget	May Budget	May Measure Z	May Actual	YTD Budget	YTD Measure Z	YTD Actual
Workers Comp-Education	\$60,881.11	\$4,687.85	\$0.00	\$5,315.92	\$25,752.68	\$0.00	\$28,351.01
Workers Comp-Volunteer	\$0.00	\$0.00	\$0.00	\$0.00	\$0.00	\$0.00	(\$32,362.00)
Total Education	\$961,204.00	\$74,012.71	\$0.00	\$87,195.73	\$406,589.23	\$0.00	\$416,662.36
Maintenance/Horticulture							
Benefits-Maintenance	\$93,353.70	\$7,188.23	\$0.00	\$8,464.29	\$39,488.60	\$0.00	\$42,989.66
Benefits-Horticulture	\$58,480.33	\$4,502.99	\$0.00	\$4,838.31	\$24,737.15	\$0.00	\$22,097.53
Payroll Taxes-Maintenance	\$33,461.66	\$2,576.55	\$0.00	\$2,385.93	\$14,154.27	\$0.00	\$12,680.55
Payroll Taxes-Horticulture	\$18,563.36	\$1,429.38	\$0.00	\$1,471.88	\$7,852.29	\$0.00	\$7,091.21
Retirement Contribution-Maintenance	\$5,011.40	\$385.88	\$0.00	\$701.80	\$2,119.81	\$0.00	\$3,834.22
Retirement Contribution-Horticulture	\$4,457.29	\$343.21	\$0.00	\$198.01	\$1,885.43	\$0.00	\$1,158.81
Salaries-Maintenance	\$393,266.43	\$30,281.52	\$0.00	\$31,288.82	\$166,351.67	\$0.00	\$166,260.23
Salaries-Horticulture	\$247,411.43	\$19,050.68	\$0.00	\$19,240.58	\$104,655.03	\$0.00	\$92,695.97
Workers Comp-Maintenance	\$31,791.81	\$2,447.97	\$0.00	\$2,918.88	\$13,447.93	\$0.00	\$15,617.57
Workers Comp-Horticulture	\$21,087.59	\$1,623.74	\$0.00	\$1,780.63	\$8,920.03	\$0.00	\$8,593.36
Total Maintenance/Horticulture	\$906,885.00	\$69,830.15	\$0.00	\$73,289.13	\$383,612.21	\$0.00	\$373,019.11
Mem/Dev/Marketing							
Benefits-Marketing	\$30,279.06	\$2,331.49	\$0.00	\$782.58	\$12,808.03	\$0.00	\$3,963.72
Benefits-Membership	\$15,112.98	\$1,163.70	\$0.00	\$538.66	\$6,392.79	\$0.00	\$4,642.33
Benefits-Development	\$19,252.17	\$1,482.42	\$0.00	\$1,380.27	\$8,143.65	\$0.00	\$7,748.99
Benefits-Special Event	\$32,800.31	\$2,525.62	\$0.00	\$1,453.10	\$13,874.52	\$0.00	\$9,443.00
Payroll Taxes-Marketing	\$10,362.04	\$797.88	\$0.00	\$760.84	\$4,383.13	\$0.00	\$4,143.77
Payroll Taxes-Membership	\$8,357.74	\$643.55	\$0.00	\$785.68	\$3,535.30	\$0.00	\$4,086.86
Payroll Taxes-Development	\$8,336.95	\$641.95	\$0.00	\$582.16	\$3,526.50	\$0.00	\$3,582.56
Payroll Taxes-Special Events	\$18,358.32	\$1,413.59	\$0.00	\$1,785.72	\$7,765.57	\$0.00	\$9,480.61
Retirement Contribution-Marketing	\$4,383.69	\$337.54	\$0.00	\$320.57	\$1,854.28	\$0.00	\$1,735.14
Retirement Contribution-Membership	\$3,985.10	\$306.85	\$0.00	\$271.60	\$1,685.69	\$0.00	\$1,424.79
Retirement Contribution-Development	\$3,947.33	\$303.94	\$0.00	\$313.08	\$1,669.70	\$0.00	\$1,919.57
Retirement Contribution-Special Event	\$2,842.25	\$218.85	\$0.00	\$281.93	\$1,202.26	\$0.00	\$2,121.75
Salaries-Marketing	\$140,211.85	\$10,796.31	\$0.00	\$9,945.05	\$59,309.60	\$0.00	\$54,163.28
Salaries-Membership	\$112,501.84	\$8,662.64	\$0.00	\$10,270.10	\$47,588.27	\$0.00	\$53,437.88

Fresno's Chaffee Zoo Corporation

Income Statement

May 2018

✓ Ties to attached General Ledger

	2018 Budget	May Budget	May Measure Z	May Actual	YTD Budget	YTD Measure Z	YTD Actual
Salaries-Development	\$118,968.03	\$9,160.54	\$0.00	\$7,742.94	\$50,323.47	\$0.00	\$47,532.00
Salaries-Special Events	\$252,426.24	\$19,436.82	\$0.00	\$19,416.87	\$106,776.30	\$0.00	\$120,037.54
Workers Comp-Marketing	\$1,208.44	\$93.05	\$0.00	\$72.42	\$511.17	\$0.00	\$421.54
Workers Comp-Membership	\$697.57	\$53.71	\$0.00	\$65.25	\$295.06	\$0.00	\$412.49
Workers Comp-Development	\$701.20	\$53.99	\$0.00	\$56.36	\$296.60	\$0.00	\$339.13
Workers Comp-Special Events	\$20,558.68	\$1,583.02	\$0.00	\$1,512.39	\$8,696.31	\$0.00	\$10,311.91
Total Mem/Dev/Marketing	<u>\$805,291.79</u>	<u>\$62,007.46</u>	<u>\$0.00</u>	<u>\$58,337.57</u>	<u>\$340,638.20</u>	<u>\$0.00</u>	<u>\$340,948.86</u>
Operations							
Benefits-Operations	\$14,322.00	\$1,102.79	\$0.00	2,908.31	+\$6,058.19	\$0.00	\$5,776.90
Payroll Taxes-Operations	\$6,061.47	\$466.73	\$0.00	1,323.67	+\$2,563.99	\$0.00	\$2,365.08
Retirement Contribution-Operations	\$3,323.31	\$255.89	\$0.00	1,323.67	+\$1,405.74	\$0.00	\$1,275.59
Salaries-Operations	\$87,419.01	\$6,731.26	\$0.00	371.78	+\$36,978.23	\$0.00	\$31,418.97
Workers Comp-Operations	\$7,108.21	\$547.33	\$0.00	371.78	+\$3,006.76	\$0.00	\$2,946.57
Total Operations	<u>\$118,234.00</u>	<u>\$9,104.00</u>	<u>\$0.00</u>	<u>13,462.76</u>	<u>+\$50,012.91</u>	<u>\$0.00</u>	<u>\$43,783.11</u>
Veterinary							
Benefits-Veterinary	\$43,407.26	\$3,342.36	\$2,908.31	1,445.45	=\$18,361.27	\$16,047.64	\$16,047.64
Payroll Taxes-Veterinary	\$21,768.44	\$1,676.17	\$1,323.67	19,511.97	T \$9,208.05	\$6,782.47	\$6,782.47
Retirement Contribution-Veterinary	\$6,663.95	\$533.12	\$371.78	1,445.45	T \$2,632.24	\$2,019.74	\$2,019.74
Salaries-Veterinary	\$267,558.73	\$20,602.02	\$13,462.76	1,445.45	T \$113,177.33	\$85,122.30	\$85,122.30
Workers Comp-Veterinary	\$23,407.62	\$1,802.39	\$1,445.45	1,445.45	T \$9,901.40	\$8,111.10	\$8,111.10
Total Veterinary	<u>\$362,806.00</u>	<u>\$27,956.06</u>	<u>\$19,511.97</u>	<u>2/ \$19,511.97</u>	<u>\$153,280.29</u>	<u>\$118,083.25</u>	<u>\$118,083.25</u>
Visitor Services							
Benefits-Security	\$39,341.51	\$3,029.30	\$0.00	\$1,814.75	\$16,641.44	\$0.00	\$8,604.59
Benefits-Visitor Services	\$24,491.99	\$1,885.88	\$0.00	\$4,700.53	\$10,360.10	\$0.00	\$23,554.51
Payroll Taxes-Security	\$44,777.56	\$3,447.87	\$0.00	\$1,651.17	\$18,940.90	\$0.00	\$8,507.98
Payroll Taxes-Visitor Services	\$14,875.56	\$1,145.42	\$0.00	\$2,488.08	\$6,292.35	\$0.00	\$12,430.83
Retirement Contribution-Security	\$5,770.11	\$444.30	\$0.00	\$287.35	\$2,440.75	\$0.00	\$1,204.33
Retirement Contribution-Visitor Services	\$2,942.64	\$226.58	\$0.00	\$421.55	\$1,244.72	\$0.00	\$2,273.62
Salaries-Security	\$414,469.10	\$31,914.12	\$0.00	\$21,600.14	\$175,320.43	\$0.00	\$111,293.43

Fresno's Chaffee Zoo Corporation

Income Statement

May 2018

	2018 Budget	May Budget	May Measure Z	May Actual	YTD Budget	YTD Measure Z	YTD Actual
Salaries-Visitor Services	\$204,007.41	\$15,708.57	\$0.00	\$31,953.85	\$86,295.13	\$0.00	\$163,087.96
Workers Comp-Security	\$34,829.61	\$2,681.88	\$0.00	\$1,942.57	\$14,732.92	\$0.00	\$10,152.30
Workers Comp-Visitor Services	\$16,851.53	\$1,297.57	\$0.00	\$2,948.90	\$7,128.18	\$0.00	\$15,046.73
Total	\$802,357.02	\$61,781.49	\$0.00	\$69,808.89	\$339,396.92	\$0.00	\$356,156.28
Total Personnel Expenses	\$8,270,235.82	\$635,738.48	\$275,752.67	\$651,119.16	\$3,490,766.05	\$1,501,717.51	\$3,457,403.05
Other Expenses							
Advertising							
Advertising	\$0.00	\$0.00	\$0.00	\$0.00	\$0.00	\$0.00	\$0.00
Advertising-Marketing	\$375,600.00	\$31,300.00	\$0.00	\$6,320.70	\$156,500.00	\$0.00	\$58,815.65
Advertising-Membership	\$900.00	\$75.00	\$0.00	\$0.00	\$375.00	\$0.00	\$394.25
Advertising-Development	\$1,600.00	\$133.33	\$0.00	\$0.00	\$666.65	\$0.00	\$0.00
Advertising-Education	\$9,000.00	\$750.00	\$0.00	\$0.00	\$3,750.00	\$0.00	\$3,712.00
Advertising-Visitor Services	\$0.00	\$0.00	\$0.00	\$0.00	\$0.00	\$0.00	\$0.00
Advertising-Administration	\$1,200.00	\$100.00	\$0.00	\$0.00	\$500.00	\$0.00	\$0.00
Advertising-Information Technology	\$0.00	\$0.00	\$0.00	\$0.00	\$0.00	\$0.00	\$0.00
Total Advertising	\$388,300.00	\$32,358.33	\$0.00	\$6,320.70	\$161,791.65	\$0.00	\$62,921.90
Animal Services							
Animal Acquisitions	\$0.00	\$0.00	\$0.00	\$0.00	\$0.00	\$0.00	\$0.00
Animal Acquisitions-Animal	\$7,000.00	\$539.00	\$0.00	\$0.00	\$2,961.00	\$0.00	\$0.00
Animal Acquisitions-Education	\$0.00	\$0.00	\$0.00	\$0.00	\$0.00	\$0.00	\$0.00
Animal Enrichments	\$0.00	\$0.00	\$0.00	\$0.00	\$0.00	\$0.00	\$0.00
Animal Enrichments-Animal	\$7,000.00	\$583.33	\$0.00	\$3,534.70	\$2,916.65	\$0.00	\$3,875.89
Animal Feed	\$0.00	\$0.00	\$0.00	\$0.00	\$0.00	\$0.00	\$0.00
Animal Feed-Animal	\$420,000.00	\$35,000.00	\$18,481.44	\$18,481.44	\$175,000.00	\$139,775.58	\$139,775.58
Animal Feed-Education	\$20,000.00	\$1,666.67	\$0.00	\$507.39	\$8,333.31	\$0.00	\$6,960.59
Animal Shipping (Only)	\$0.00	\$0.00	\$0.00	\$0.00	\$0.00	\$0.00	\$0.00
Animal Shipping-Animal	\$105,000.00	\$25,000.00	\$0.00	\$1,040.55	\$66,500.00	\$0.00	\$14,800.69
Antivenin	\$0.00	\$0.00	\$0.00	\$0.00	\$0.00	\$0.00	\$0.00
Antivenin-Animal	\$3,000.00	\$250.00	\$0.00	\$0.00	\$1,250.00	\$0.00	\$43.27
Total Animal Services	\$562,000.00	\$63,039.00	\$18,481.44	2/ \$23,564.08	\$256,960.96	\$139,775.58	\$165,456.02

Fresno's Chaffee Zoo Corporation

Income Statement

May 2018

	2018 Budget	May Budget	May Measure Z	May Actual	YTD Budget	YTD Measure Z	YTD Actual
Community Support							
Community Support	\$75,000.00	\$6,250.00	\$0.00	\$0.00	\$31,250.00	\$0.00	\$0.00
Total	\$75,000.00	\$6,250.00	\$0.00	\$0.00	\$31,250.00	\$0.00	\$0.00
Computer/Software							
Computer Maint Agrmt	\$2,600.00	\$216.67	\$0.00	\$0.00	\$1,083.31	\$0.00	\$0.00
Computer Maint Agrmt-Maintenance	\$6,500.00	\$541.67	\$0.00	\$0.00	\$2,708.31	\$0.00	\$0.00
Computer Maint Agrmt-Animals	\$0.00	\$0.00	\$0.00	\$0.00	\$0.00	\$0.00	\$0.00
Computer Maint Agrmt-Marketing	\$0.00	\$0.00	\$0.00	\$0.00	\$0.00	\$0.00	\$400.00
Computer Maint Agrmt-Membership	\$10,600.00	\$883.33	\$0.00	\$196.00	\$4,416.65	\$0.00	\$784.00
Computer Maint Agrmt-Education	\$4,200.00	\$350.00	\$0.00	\$261.32	\$1,750.00	\$0.00	\$1,045.28
Computer Maint Agrmt-Volunteer	\$0.00	\$0.00	\$0.00	\$0.00	\$0.00	\$0.00	\$0.00
Computer Maint Agrmt-Security	\$0.00	\$0.00	\$0.00	\$0.00	\$0.00	\$0.00	\$0.00
Computer Maint Agrmt-Visitor Services	\$20,000.00	\$1,666.67	\$0.00	\$653.32	\$8,333.31	\$0.00	\$3,789.25
Computer Maint Agrmt-Administration	\$8,750.00	\$729.17	\$0.00	\$1,135.14	\$3,645.81	\$0.00	\$5,675.70
Computer Maint Agrmt-Human Resource	\$6,000.00	\$500.00	\$0.00	\$2,062.50	\$2,500.00	\$0.00	\$3,382.50
Computer Maint Agrmt-Finance	\$0.00	\$0.00	\$0.00	\$0.00	\$0.00	\$0.00	\$0.00
Computer Hardware	\$3,500.00	\$291.67	\$0.00	\$0.00	\$1,458.31	\$0.00	\$0.00
Computer Hardware-Maintenance	\$1,500.00	\$0.00	\$0.00	\$0.00	\$1,500.00	\$0.00	\$0.00
Computer Hardware-Horiculture	\$0.00	\$0.00	\$0.00	\$0.00	\$0.00	\$0.00	\$0.00
Computer Hardware-Animal	\$2,000.00	\$166.67	\$0.00	\$0.00	\$833.31	\$0.00	\$1,134.48
Computer Hardware-Marketing	\$6,000.00	\$500.00	\$0.00	\$0.00	\$2,500.00	\$0.00	\$0.00
Computer Hardware-Membership	\$1,000.00	\$83.33	\$0.00	\$0.00	\$416.65	\$0.00	\$0.00
Computer Hardware-Development	\$500.00	\$41.67	\$0.00	\$0.00	\$208.31	\$0.00	\$0.00
Computer Hardware-Education	\$3,000.00	\$250.00	\$0.00	\$0.00	\$1,250.00	\$0.00	\$0.00
Computer Hardware-Volunteer	\$1,000.00	\$83.33	\$0.00	\$0.00	\$416.65	\$0.00	\$0.00
Computer Hardware-Veterinary	\$0.00	\$0.00	\$0.00	\$0.00	\$0.00	\$0.00	\$434.57
Computer Hardware-Security	\$0.00	\$0.00	\$0.00	\$0.00	\$0.00	\$0.00	\$0.00
Computer Hardware-Visitor Services	\$1,000.00	\$83.33	\$0.00	\$0.00	\$416.65	\$0.00	\$0.00
Computer Hardware-Administration	\$2,500.00	\$208.33	\$0.00	(\$4.46)	\$1,041.65	\$0.00	\$614.33
Computer Hardware-Human Resources	\$2,500.00	\$2,500.00	\$0.00	\$0.00	\$2,500.00	\$0.00	\$921.34

Fresno's Chaffee Zoo Corporation

Income Statement

May 2018

	2018 Budget	May Budget	May Measure Z	May Actual	YTD Budget	YTD Measure Z	YTD Actual
Consultant Fees-Visitor Services	\$0.00	\$0.00	\$0.00	\$0.00	\$0.00	\$0.00	\$0.00
Consultant Fees-Administration	\$0.00	\$0.00	\$0.00	\$0.00	\$0.00	\$0.00	\$0.00
Consultant Fees-Human Resources	\$0.00	\$0.00	\$0.00	\$2,965.00	\$0.00	\$0.00	\$4,520.49
Consultant Fees-Capital Projects	\$0.00	\$0.00	\$0.00	\$0.00	\$0.00	\$0.00	\$0.00
Contracted Services	\$30,000.00	\$4,000.00	\$0.00	\$0.00	\$20,000.00	\$0.00	\$0.00
Contracted Services-Maintenance	\$60,000.00	\$5,000.00	\$0.00	\$3,038.76	\$25,000.00	\$0.00	\$9,512.70
Contracted Services-Horticulture	\$15,000.00	\$1,250.00	\$0.00	\$6,436.52	\$6,250.00	\$0.00	\$8,911.52
Contracted Services-Animal	\$20,000.00	\$1,666.67	\$0.00	\$1,219.69	\$8,333.31	\$0.00	\$3,085.16
Contracted Services-Marketing	\$27,850.00	\$2,320.83	\$0.00	\$2,490.00	\$11,604.15	\$0.00	\$7,205.06
Contracted Services-Membership	\$9,500.00	\$791.67	\$0.00	\$530.00	\$3,958.31	\$0.00	\$1,761.77
Contracted Services-Development	\$0.00	\$0.00	\$0.00	\$0.00	\$0.00	\$0.00	\$0.00
Contracted Services-Education	\$3,000.00	\$250.00	\$0.00	\$0.00	\$1,250.00	\$0.00	\$743.25
Contracted Services-Volunteer	\$0.00	\$0.00	\$0.00	\$0.00	\$0.00	\$0.00	\$0.00
Contracted Services-Veterinary	\$0.00	\$0.00	\$0.00	\$0.00	\$0.00	\$0.00	\$15,313.46
Contracted Services-Security	\$4,000.00	\$333.33	\$0.00	\$2,234.80	\$1,666.65	\$0.00	\$3,966.31
Contracted Services-Visitor Services	\$257,000.00	\$21,416.67	\$0.00	\$23,471.41	\$107,083.31	\$0.00	\$115,526.73
Contracted Services-Administration	\$1,600.00	\$133.33	\$0.00	\$0.00	\$666.65	\$0.00	\$450.10
Contracted Services-Information Technolog	\$60,000.00	\$5,000.00	\$0.00	\$13,166.72	\$25,000.00	\$0.00	\$33,623.28
Contracted Services-Human Resources	\$3,750.00	\$0.00	\$0.00	\$0.00	\$0.00	\$0.00	\$0.00
Contracted Services-Capital Projects	\$0.00	\$0.00	\$0.00	\$0.00	\$0.00	\$0.00	\$0.00
Contracted Services-Operations	\$0.00	\$0.00	\$0.00	\$7.58	\$0.00	\$0.00	\$241.57
Security Services	\$0.00	\$0.00	\$0.00	\$0.00	\$0.00	\$0.00	\$0.00
Security Services-Maintenance	\$1,750.00	\$145.83	\$0.00	\$105.00	\$729.15	\$0.00	\$525.00
Security Services-Horticulture	\$0.00	\$0.00	\$0.00	\$0.00	\$0.00	\$0.00	\$0.00
Security Services-Animal	\$1,700.00	\$141.67	\$0.00	\$137.00	\$708.31	\$0.00	\$685.00
Security Services-Marketing	\$500.00	\$41.67	\$0.00	\$54.60	\$208.31	\$0.00	\$273.00
Security Services-Development	\$0.00	\$0.00	\$0.00	\$0.00	\$0.00	\$0.00	\$40.00
Security Services-Education	\$3,000.00	\$250.00	\$0.00	\$218.40	\$1,250.00	\$0.00	\$1,092.00
Security Services-Veterinary	\$1,800.00	\$150.00	\$0.00	\$126.00	\$750.00	\$0.00	\$630.00
Security Services-Security	\$6,100.00	\$508.33	\$0.00	\$480.00	\$2,541.65	\$0.00	\$1,080.00
Security Services-Visitor Services	\$9,200.00	\$766.67	\$0.00	\$912.00	\$3,833.31	\$0.00	\$3,940.00
Security Services-Administration	\$1,350.00	\$112.50	\$0.00	\$112.00	\$562.50	\$0.00	\$560.00

Fresno's Chaffee Zoo Corporation

Income Statement

May 2018

	2018 Budget	May Budget	May Measure Z	May Actual	YTD Budget	YTD Measure Z	YTD Actual
Dues-Development	\$0.00	\$0.00	\$0.00	\$0.00	\$0.00	\$0.00	\$0.00
Dues-Education	\$200.00	\$16.67	\$0.00	\$0.00	\$83.31	\$0.00	\$80.00
Dues-Volunteer	\$50.00	\$4.17	\$0.00	\$0.00	\$20.81	\$0.00	\$48.00
Dues-Veterinary	\$2,800.00	\$0.00	\$0.00	\$0.00	\$2,050.00	\$0.00	\$1,258.00
Dues-Security	\$0.00	\$0.00	\$0.00	\$0.00	\$0.00	\$0.00	\$0.00
Dues-Visitor Services	\$5,500.00	\$458.33	\$0.00	\$0.00	\$2,291.65	\$0.00	\$4,818.36
Dues-Administration	\$2,500.00	\$208.33	\$0.00	\$0.00	\$1,041.65	\$0.00	\$217.00
Dues-Human Resources	\$400.00	\$0.00	\$0.00	\$0.00	\$0.00	\$0.00	\$0.00
Dues-Operations	\$150.00	\$12.50	\$0.00	\$0.00	\$62.50	\$0.00	\$0.00
Total Dues	\$50,950.00	\$3,979.16	\$0.00	\$1,642.17	\$21,945.68	\$0.00	\$18,558.21
Event Expense							
Advertising-Special Events	\$9,400.00	\$41.67	\$0.00	\$0.00	\$2,708.31	\$0.00	\$74.08
Bank Charges-Events	\$0.00	\$0.00	\$0.00	\$0.00	\$0.00	\$0.00	\$0.00
Computer Maint Agrmt-Special Events	\$0.00	\$0.00	\$0.00	\$65.33	\$0.00	\$0.00	\$261.32
Computer Hardware-Special Events	\$0.00	\$0.00	\$0.00	\$0.00	\$0.00	\$0.00	\$0.00
Consultant Fees-Special Events	\$0.00	\$0.00	\$0.00	\$0.00	\$0.00	\$0.00	\$0.00
Contracted Services-Special Events	\$53,800.00	\$1,325.00	\$0.00	\$5,073.88	\$11,924.96	\$0.00	\$15,616.33
Credit Card Fees-Special Events	\$11,600.00	\$966.67	\$0.00	\$39.95	\$4,833.31	\$0.00	\$306.84
Depreciation Zoo Equipment-Special Events	\$0.00	\$0.00	\$0.00	\$0.00	\$0.00	\$0.00	\$0.00
Dues-Special Events	\$120.00	\$10.00	\$0.00	\$0.00	\$50.00	\$0.00	\$0.00
Equipment Lease/Rental-Special Events	\$65,300.00	\$2,466.67	\$0.00	\$6,244.38	\$16,933.31	\$0.00	\$12,042.36
Equipment Maintenance-Special Events	\$2,280.00	\$106.67	\$0.00	\$0.00	\$533.31	\$0.00	\$2,982.04
Equipment Purchases-Special Events	\$24,000.00	\$666.67	\$0.00	\$0.00	\$3,333.31	\$0.00	\$1,493.01
Event Supplies-Special Events	\$66,100.00	\$916.67	\$0.00	\$2,887.81	\$10,383.27	\$0.00	\$10,683.22
Food/Catering-Special Events	\$283,950.00	\$24,937.50	\$0.00	\$91,785.06	\$117,387.46	\$0.00	\$139,224.54
Member Premiums-Special Events	\$0.00	\$0.00	\$0.00	\$0.00	\$0.00	\$0.00	\$0.00
Mileage-Toll-Parking-Special Events	\$10,300.00	\$941.66	\$0.00	\$0.00	\$4,308.30	\$0.00	\$2,660.00
Misc. Specialized Services-Special Events	\$0.00	\$0.00	\$0.00	\$0.00	\$0.00	\$0.00	\$0.00
Miscellaneous-Special Events	\$0.00	\$0.00	\$0.00	\$0.00	\$0.00	\$0.00	\$0.00
Office Furniture-Special Events	\$500.00	\$41.67	\$0.00	\$0.00	\$208.31	\$0.00	\$0.00
Office Supplies-Special Events	\$3,200.00	\$266.67	\$0.00	\$65.22	\$1,333.31	\$0.00	\$1,809.36

 2018-5 Pr
 e
 o
 05

Fresno's Chaffee Zoo Corporation

Income Statement

May 2018

	2018 Budget	May Budget	May Measure Z	May Actual	YTD Budget	YTD Measure Z	YTD Actual
Postage-Special Events	\$20,445.00	\$10.00	\$0.00	\$480.20	\$6,274.96	\$0.00	\$9,411.81
Printing-Special Events	\$40,700.00	\$1,850.00	\$0.00	\$2,688.40	\$13,950.00	\$0.00	\$12,383.48
Employee Relations-Special Events	\$0.00	\$0.00	\$0.00	\$0.00	\$0.00	\$0.00	\$0.00
Repairs and Replacements-Special Events	\$1,200.00	\$100.00	\$0.00	\$0.00	\$499.96	\$0.00	\$1,498.84
Returned Checks From Patrons-Special Eve	\$0.00	\$0.00	\$0.00	\$0.00	\$0.00	\$0.00	\$0.00
Security Services-Special Events	\$16,450.00	\$583.33	\$0.00	\$1,220.00	\$4,916.65	\$0.00	\$2,788.50
Signage-Special Events	\$0.00	\$0.00	\$0.00	\$0.00	\$0.00	\$0.00	\$453.50
Staff Development-Conf/Travel-Special Eve	\$5,500.00	\$458.33	\$0.00	\$50.00	\$2,291.65	\$0.00	\$345.00
Staff Development-Training-Special Events	\$0.00	\$0.00	\$0.00	\$0.00	\$0.00	\$0.00	\$0.00
Subscriptions/Publications-Special Events	\$0.00	\$0.00	\$0.00	\$0.00	\$0.00	\$0.00	\$0.00
Supplies-Special Events	\$7,000.00	\$125.00	\$0.00	\$0.00	\$624.96	\$0.00	\$3,425.56
Recognition Expense-Special Events	\$1,300.00	\$20.83	\$0.00	\$0.00	\$254.15	\$0.00	\$0.00
Sales Tax Expense-Special Events	\$0.00	\$0.00	\$0.00	\$0.00	\$0.00	\$0.00	\$0.00
Telephone-Special Events	\$900.00	\$75.00	\$0.00	\$57.24	\$375.00	\$0.00	\$294.65
Uniforms-Special Events	\$2,000.00	\$166.67	\$0.00	\$191.58	\$833.31	\$0.00	\$351.39
Vehicle Repair and Maintenance-Special Ev	\$0.00	\$0.00	\$0.00	\$0.00	\$0.00	\$0.00	\$0.00
Volunteer Recognition-Special Events	\$0.00	\$0.00	\$0.00	\$0.00	\$0.00	\$0.00	\$0.00
Recruiting-Special Event	\$0.00	\$0.00	\$0.00	\$0.00	\$0.00	\$0.00	\$0.00
Total	\$626,045.00	\$36,076.68	\$0.00	\$110,849.05	\$203,957.80	\$0.00	\$218,105.83
Equipment							
Equipment Lease/Rental	\$0.00	\$0.00	\$0.00	\$0.00	\$0.00	\$0.00	\$0.00
Equipment Lease/Rental-Maintenance	\$50,300.00	\$4,191.67	\$0.00	\$12,519.63	\$20,958.31	\$0.00	\$51,773.98
Equipment Lease/Rental-Horticulture	\$9,500.00	\$791.67	\$0.00	\$0.00	\$3,958.31	\$0.00	\$0.00
Equipment Lease/Rental-Animal	\$2,000.00	\$166.67	\$0.00	\$37.50	\$833.31	\$0.00	\$37.50
Equipment Lease/Rental-Marketing	\$14,000.00	\$1,166.67	\$0.00	\$0.00	\$5,833.31	\$0.00	\$0.00
Equipment Lease/Rental-Membership	\$2,300.00	\$191.67	\$0.00	\$369.58	\$958.31	\$0.00	\$969.66
Equipment Lease/Rental-Development	\$16,000.00	\$1,166.67	\$0.00	\$0.00	\$7,833.31	\$0.00	\$1,270.49
Equipment Lease/Rental-Education	\$4,500.00	\$375.00	\$0.00	(\$173.26)	\$1,875.00	\$0.00	\$73.12
Equipment Lease/Rental-Veterinary	\$500.00	\$41.67	\$0.00	\$654.30	\$208.31	\$0.00	\$3,729.06
Equipment Lease/Rental-Security	\$2,500.00	\$208.33	\$0.00	\$0.00	\$1,041.65	\$0.00	\$6,376.25
Equipment Lease/Rental-Visitor Services	\$2,500.00	\$208.33	\$0.00	\$192.45	\$1,041.65	\$0.00	\$747.80

Fresno's Chaffee Zoo Corporation

Income Statement

May 2018

	2018 Budget	May Budget	May Measure Z	May Actual	YTD Budget	YTD Measure Z	YTD Actual
Equipment Lease/Rental-Administration	\$5,000.00	\$416.67	\$0.00	\$165.75	\$2,083.31	\$0.00	\$586.36
Equipment Lease/Rental-Capital Projects	\$0.00	\$0.00	\$0.00	\$0.00	\$0.00	\$0.00	\$0.00
Equipment Lease/Rental-Operations	\$700.00	\$58.33	\$0.00	\$37.50	\$291.65	\$0.00	\$37.50
Equipment Maintenance	\$0.00	\$0.00	\$0.00	\$42.08	\$0.00	\$0.00	\$210.40
Equipment Maintenance-Maintenance	\$0.00	\$0.00	\$0.00	\$638.69	\$0.00	\$0.00	\$9,734.88
Equipment Maintenance-Horticulture	\$3,000.00	\$250.00	\$0.00	\$0.00	\$1,250.00	\$0.00	\$0.00
Equipment Maintenance-Animal	\$4,000.00	\$333.33	\$0.00	\$115.33	\$1,666.65	\$0.00	\$165.74
Equipment Maintenance-Marketing	\$500.00	\$41.67	\$0.00	\$0.00	\$208.31	\$0.00	\$0.00
Equipment Maintenance-Membership	\$1,600.00	\$133.33	\$0.00	\$741.97	\$666.65	\$0.00	\$1,439.55
Equipment Maintenance-Development	\$4,500.00	\$375.00	\$0.00	\$0.00	\$1,875.00	\$0.00	\$0.00
Equipment Maintenance-Education	\$1,000.00	\$83.33	\$0.00	\$442.83	\$416.65	\$0.00	\$1,113.58
Equipment Maintenance-Veterinary	\$0.00	\$0.00	\$0.00	\$0.00	\$0.00	\$0.00	\$0.00
Equipment Maintenance-Security	\$2,000.00	\$166.67	\$0.00	\$0.00	\$833.31	\$0.00	\$0.00
Equipment Maintenance-Visitor Services	\$3,000.00	\$250.00	\$0.00	\$0.00	\$1,250.00	\$0.00	\$1,387.53
Equipment Maintenance-Administration	\$0.00	\$0.00	\$0.00	\$596.68	\$0.00	\$0.00	\$1,677.87
Equipment Maintenance-Operations	\$0.00	\$0.00	\$0.00	\$55.76	\$0.00	\$0.00	\$106.21
Equipment Purchases	\$0.00	\$0.00	\$0.00	\$0.00	\$0.00	\$0.00	\$0.00
Equipment Purchases-Maintenance	\$2,000.00	\$166.67	\$0.00	\$0.00	\$833.31	\$0.00	\$0.00
Equipment Purchases-Horticulture	\$5,000.00	\$416.67	\$0.00	\$0.00	\$2,083.31	\$0.00	\$0.00
Equipment Purchases-Animal	\$15,000.00	\$1,250.00	\$0.00	\$0.00	\$6,250.00	\$0.00	\$1,537.78
Equipment Purchases-Marketing	\$1,000.00	\$83.33	\$0.00	\$0.00	\$416.65	\$0.00	\$0.00
Equipment Purchases-Membership	\$2,300.00	\$191.67	\$0.00	\$0.00	\$958.31	\$0.00	\$0.00
Equipment Purchases-Development	\$0.00	\$0.00	\$0.00	\$0.00	\$0.00	\$0.00	\$0.00
Equipment Purchases-Education	\$3,500.00	\$291.67	\$0.00	(\$82.64)	\$1,458.31	\$0.00	\$86.10
Equipment Purchases-Veterinary	\$6,000.00	\$500.00	\$0.00	\$462.85	\$2,500.00	\$0.00	\$518.81
Equipment Purchases-Security	\$3,000.00	\$250.00	\$0.00	\$0.00	\$1,250.00	\$0.00	\$0.00
Equipment Purchases-Visitor Services	\$23,775.00	\$1,981.25	\$0.00	\$0.00	\$9,906.25	\$0.00	\$3,779.16
Equipment Purchases-Administration	\$0.00	\$0.00	\$0.00	\$0.00	\$0.00	\$0.00	\$0.00
Equipment Purchases-Operations	\$0.00	\$0.00	\$0.00	\$0.00	\$0.00	\$0.00	\$0.00
Trailer Rental-General	\$23,000.00	\$1,916.67	\$0.00	\$1,930.59	\$9,583.31	\$0.00	\$9,652.95
Total Equipment	\$213,975.00	\$17,664.61	\$0.00	\$18,747.59	\$90,322.45	\$0.00	\$97,012.28

Fresno's Chaffee Zoo Corporation

Income Statement

May 2018

	2018 Budget	May Budget	May Measure Z	May Actual	YTD Budget	YTD Measure Z	YTD Actual
Food/Catering-Animal	\$500.00	\$41.67	\$0.00	\$0.00	\$208.31	\$0.00	\$0.00
Food/Catering-Marketing	\$2,000.00	\$166.67	\$0.00	\$0.00	\$833.31	\$0.00	\$2,270.32
Food/Catering-Membership	\$0.00	\$0.00	\$0.00	\$0.00	\$0.00	\$0.00	\$0.00
Food/Catering-Development	\$18,650.00	\$1,000.00	\$0.00	\$0.00	\$11,650.00	\$0.00	\$1,505.97
Food/Catering-Education	\$7,000.00	\$583.33	\$0.00	\$367.06	\$2,916.65	\$0.00	\$773.17
Food/Catering-Volunteer	\$2,000.00	\$166.67	\$0.00	\$0.00	\$833.31	\$0.00	\$63.59
Food/Catering-Veterinary	\$0.00	\$0.00	\$0.00	\$0.00	\$0.00	\$0.00	\$0.00
Food/Catering-Visitor Services	\$0.00	\$0.00	\$0.00	\$0.00	\$0.00	\$0.00	\$0.00
Food/Catering-Administration	\$750.00	\$62.50	\$0.00	\$0.00	\$312.50	\$0.00	\$185.05
Food/Catering-Human Resources	\$23,900.00	\$100.00	\$0.00	\$0.00	\$1,000.00	\$0.00	\$423.62
Food/Catering-Capital Projects	\$0.00	\$0.00	\$0.00	\$0.00	\$0.00	\$0.00	\$0.00
Total Food/Catering	\$56,300.00	\$2,245.84	\$0.00	\$367.06	\$18,379.08	\$0.00	\$5,325.38
Insurance							
Insurance-Other	\$0.00	\$0.00	\$0.00	\$0.00	\$0.00	\$0.00	\$0.00
Liability Insurance	\$185,000.00	\$15,416.67	\$0.00	\$30,370.00	\$77,083.31	\$0.00	\$103,602.20
Liability Insurance-Administration	\$0.00	\$0.00	\$0.00	\$0.00	\$0.00	\$0.00	\$0.00
Property Insurance	\$0.00	\$0.00	\$0.00	\$0.00	\$0.00	\$0.00	\$0.00
Total Insurance	\$185,000.00	\$15,416.67	\$0.00	\$30,370.00	\$77,083.31	\$0.00	\$103,602.20
Mileage, Toll, Parking							
Mileage-Toll-Parking	\$0.00	\$0.00	\$0.00	\$0.00	\$0.00	\$0.00	\$0.00
Mileage-Toll-Parking-Maintenance	\$100.00	\$8.33	\$0.00	\$0.00	\$41.65	\$0.00	\$0.00
Mileage-Toll-Parking-Horticulture	\$0.00	\$0.00	\$0.00	\$0.00	\$0.00	\$0.00	\$0.00
Mileage-Toll-Parking-Animal	\$100.00	\$8.33	\$0.00	\$0.00	\$41.65	\$0.00	\$0.00
Mileage-Toll-Parking-Marketing	\$1,450.00	\$120.83	\$0.00	\$359.76	\$604.15	\$0.00	\$359.76
Mileage-Toll-Parking-Membership	\$250.00	\$20.83	\$0.00	\$0.00	\$104.15	\$0.00	\$0.00
Mileage-Toll-Parking-Development	\$1,340.00	\$107.50	\$0.00	\$0.00	\$587.50	\$0.00	\$14.50
Mileage-Toll-Parking-Education	\$50.00	\$4.17	\$0.00	\$207.10	\$20.81	\$0.00	\$207.10
Mileage-Toll-Parking-Veterinary	\$0.00	\$0.00	\$0.00	\$0.00	\$0.00	\$0.00	\$0.00
Mileage-Toll-Parking-Security	\$0.00	\$0.00	\$0.00	\$0.00	\$0.00	\$0.00	\$0.00
Mileage-Toll-Parking-Administration	\$50.00	\$4.17	\$0.00	\$0.00	\$20.81	\$0.00	\$8.18

YD8-5 Page 24 of 86

Fresno's Chaffee Zoo Corporation

Income Statement

May 2018

	2018 Budget	May Budget	May Measure Z	May Actual	YTD Budget	YTD Measure Z	YTD Actual
Reference Materials-Veterinary	\$400.00	\$0.00	\$0.00	\$0.00	\$200.00	\$0.00	\$0.00
Reference Materials-Security	\$0.00	\$0.00	\$0.00	\$0.00	\$0.00	\$0.00	\$0.00
Reference Materials-Administration	\$0.00	\$0.00	\$0.00	\$0.00	\$0.00	\$0.00	\$0.00
Reference Materials-Human Resources	\$500.00	\$0.00	\$0.00	\$0.00	\$200.00	\$0.00	\$0.00
Subscriptions/Publications	\$0.00	\$0.00	\$0.00	\$0.00	\$0.00	\$0.00	\$0.00
Subscriptions/Publications-Maintenance	\$150.00	\$12.50	\$0.00	\$0.00	\$62.50	\$0.00	\$0.00
Subscriptions/Publications-Horticulture	\$100.00	\$8.33	\$0.00	\$0.00	\$41.65	\$0.00	\$0.00
Subscriptions/Publications-Animal	\$400.00	\$33.33	\$0.00	\$0.00	\$166.65	\$0.00	\$0.00
Subscriptions/Publications-Marketing	\$200.00	\$16.67	\$0.00	\$0.00	\$83.31	\$0.00	\$0.00
Subscriptions/Publications-Development	\$0.00	\$0.00	\$0.00	\$0.00	\$0.00	\$0.00	\$0.00
Subscriptions/Publications-Administration	\$0.00	\$0.00	\$0.00	\$0.00	\$0.00	\$0.00	\$0.00
Subscriptions/Publications-Human Resource	\$0.00	\$0.00	\$0.00	\$0.00	\$0.00	\$0.00	\$0.00
Director Discretionary	\$0.00	\$0.00	\$0.00	\$0.00	\$0.00	\$0.00	\$0.00
Director Discretionary-Animal	\$0.00	\$0.00	\$0.00	\$0.00	\$0.00	\$0.00	\$0.00
Director Discretionary-Marketing	\$0.00	\$0.00	\$0.00	\$0.00	\$0.00	\$0.00	\$0.00
Director Discretionary-Administration	\$0.00	\$0.00	\$0.00	\$0.00	\$0.00	\$0.00	\$0.00
Employee Relations	\$0.00	\$0.00	\$0.00	\$0.00	\$0.00	\$0.00	\$0.00
Employee Relations-Animal	\$0.00	\$0.00	\$0.00	\$0.00	\$0.00	\$0.00	\$0.00
Employee Relations-Development	\$0.00	\$0.00	\$0.00	\$0.00	\$0.00	\$0.00	\$0.00
Employee Relations-Education	\$0.00	\$0.00	\$0.00	\$0.00	\$0.00	\$0.00	\$0.00
Employee Relations-Security	\$0.00	\$0.00	\$0.00	\$0.00	\$0.00	\$0.00	\$0.00
Employee Relations-Administration	\$0.00	\$0.00	\$0.00	\$0.00	\$0.00	\$0.00	\$0.00
Research	\$0.00	\$0.00	\$0.00	\$0.00	\$0.00	\$0.00	\$0.00
Research-Animal	\$0.00	\$0.00	\$0.00	\$0.00	\$0.00	\$0.00	\$0.00
Total Miscellaneous Business	\$11,900.00	\$991.67	\$0.00	\$849.62	\$5,058.15	\$0.00	\$2,119.20
Office Supplies							
Office Furniture	\$0.00	\$0.00	\$0.00	\$0.00	\$0.00	\$0.00	\$0.00
Office Furniture-Maintenance	\$0.00	\$0.00	\$0.00	\$0.00	\$0.00	\$0.00	\$0.00
Office Furniture-Horticulture	\$0.00	\$0.00	\$0.00	\$0.00	\$0.00	\$0.00	\$0.00
Office Furniture-Animals	\$1,000.00	\$83.33	\$0.00	\$0.00	\$416.65	\$0.00	\$1,205.86
Office Furniture-Marketing	\$1,000.00	\$83.33	\$0.00	\$0.00	\$416.65	\$0.00	\$0.00

Fresno's Chaffee Zoo Corporation

Income Statement

May 2018

	2018 Budget	May Budget	May Measure Z	May Actual	YTD Budget	YTD Measure Z	YTD Actual
Office Furniture-Membership	\$1,000.00	\$83.33	\$0.00	\$0.00	\$416.65	\$0.00	\$0.00
Office Furniture-Education	\$1,000.00	\$83.33	\$0.00	\$0.00	\$416.65	\$0.00	\$1,429.12
Office Furniture-Veterinary	\$400.00	\$33.33	\$0.00	\$0.00	\$166.65	\$0.00	\$0.00
Office Furniture-Security	\$0.00	\$0.00	\$0.00	\$0.00	\$0.00	\$0.00	\$0.00
Office Furniture-Administration	\$1,000.00	\$83.33	\$0.00	\$0.00	\$416.65	\$0.00	\$0.00
Office Furniture-Human Resources	\$0.00	\$0.00	\$0.00	\$0.00	\$0.00	\$0.00	\$0.00
Office Furniture-Capital Projects	\$0.00	\$0.00	\$0.00	\$0.00	\$0.00	\$0.00	\$0.00
Office Furniture-Operations	\$0.00	\$0.00	\$0.00	\$0.00	\$0.00	\$0.00	\$0.00
Office Supplies	\$0.00	\$0.00	\$0.00	\$0.00	\$0.00	\$0.00	\$0.00
Office Supplies-Maintenance	\$400.00	\$33.33	\$0.00	\$0.00	\$166.65	\$0.00	\$556.98
Office Supplies-Horticulture	\$0.00	\$0.00	\$0.00	\$0.00	\$0.00	\$0.00	\$0.00
Office Supplies-Animal	\$2,000.00	\$166.67	\$0.00	\$41.01	\$833.31	\$0.00	\$457.83
Office Supplies-Marketing	\$1,300.00	\$108.33	\$0.00	\$0.00	\$541.65	\$0.00	(\$20.41)
Office Supplies-Membership	\$2,400.00	\$200.00	\$0.00	\$416.77	\$1,000.00	\$0.00	\$975.85
Office Supplies-Development	\$2,050.00	\$170.83	\$0.00	\$0.00	\$854.15	\$0.00	\$124.85
Office Supplies-Education	\$6,200.00	\$516.67	\$0.00	\$333.84	\$2,583.31	\$0.00	\$683.63
Office Supplies-Volunteer	\$0.00	\$0.00	\$0.00	\$0.00	\$0.00	\$0.00	\$0.00
Office Supplies-Veterinary	\$1,100.00	\$91.67	\$0.00	\$134.75	\$458.31	\$0.00	\$255.52
Office Supplies-Security	\$500.00	\$41.67	\$0.00	\$0.00	\$208.31	\$0.00	\$0.00
Office Supplies-Visitor Services	\$2,500.00	\$208.33	\$0.00	\$219.08	\$1,041.65	\$0.00	\$701.46
Office Supplies-Administration	\$8,000.00	\$666.67	\$0.00	\$78.09	\$3,333.31	\$0.00	\$1,472.39
Office Supplies-Human Resources	\$500.00	\$41.67	\$0.00	\$0.00	\$208.31	\$0.00	\$0.00
Office Supplies-Capital Projects	\$0.00	\$0.00	\$0.00	\$0.00	\$0.00	\$0.00	\$0.00
Office Supplies-Operations	\$250.00	\$20.83	\$0.00	\$0.00	\$104.15	\$0.00	\$0.00
Total Office Supplies	\$32,600.00	\$2,716.65	\$0.00	\$1,223.54	\$13,583.01	\$0.00	\$7,843.08
Postage							
Postage	\$0.00	\$0.00	\$0.00	\$0.00	\$0.00	\$0.00	\$0.00
Postage-Maintenance	\$0.00	\$0.00	\$0.00	\$0.00	\$0.00	\$0.00	\$81.19
Postage-Animal	\$500.00	\$41.67	\$0.00	\$0.00	\$208.31	\$0.00	\$0.00
Postage-Marketing	\$3,000.00	\$250.00	\$0.00	\$0.00	\$1,250.00	\$0.00	\$5,188.26
Postage-Membership	\$25,000.00	\$2,083.33	\$0.00	\$2,313.40	\$10,416.65	\$0.00	\$7,197.47

Fresno's Chaffee Zoo Corporation

Income Statement

May 2018

	2018 Budget	May Budget	May Measure Z	May Actual	YTD Budget	YTD Measure Z	YTD Actual
Postage-Development	\$12,500.00	\$1,020.83	\$0.00	\$5.17	\$5,354.15	\$0.00	\$3,788.77
Postage-Education	\$675.00	\$56.25	\$0.00	\$50.13	\$281.25	\$0.00	\$50.59
Postage-Volunteer	\$500.00	\$41.67	\$0.00	\$3.04	\$208.31	\$0.00	\$67.19
Postage-Veterinary	\$5,450.00	\$454.17	\$0.00	\$533.87	\$2,270.81	\$0.00	\$3,639.70
Postage-Security	\$100.00	\$8.33	\$0.00	\$0.00	\$41.65	\$0.00	\$0.00
Postage-Visitor Services	\$100.00	\$8.33	\$0.00	\$0.00	\$41.65	\$0.00	\$0.00
Postage-Administration	\$3,500.00	\$291.67	\$0.00	\$257.99	\$1,458.31	\$0.00	\$737.52
Postage-Human Resources	\$0.00	\$0.00	\$0.00	\$0.00	\$0.00	\$0.00	\$0.00
Postage-Capital Projects	\$0.00	\$0.00	\$0.00	\$0.00	\$0.00	\$0.00	\$0.00
Total Postage	\$51,325.00	\$4,256.25	\$0.00	\$3,163.60	\$21,531.09	\$0.00	\$20,750.69
2018-5 Printing							
Newletter Expense	\$0.00	\$0.00	\$0.00	\$0.00	\$0.00	\$0.00	\$0.00
Newletter Expense-Membership	\$60,000.00	\$5,000.00	\$0.00	\$12,057.57	\$25,000.00	\$0.00	\$30,620.24
Newletter Expense-Development	\$0.00	\$0.00	\$0.00	\$0.00	\$0.00	\$0.00	\$0.00
Printing	\$0.00	\$0.00	\$0.00	\$0.00	\$0.00	\$0.00	\$0.00
Printing-Maintenance	\$100.00	\$8.33	\$0.00	\$0.00	\$41.65	\$0.00	\$0.00
Printing-Horticulture	\$100.00	\$8.33	\$0.00	\$0.00	\$41.65	\$0.00	\$0.00
Printing-Animal	\$200.00	\$16.67	\$0.00	\$34.56	\$83.31	\$0.00	\$34.56
Printing-Marketing	\$35,000.00	\$2,916.67	\$0.00	\$2,652.14	\$14,583.31	\$0.00	\$13,619.16
Printing-Membership	\$37,250.00	\$3,100.00	\$0.00	\$464.30	\$15,100.00	\$0.00	\$15,266.50
Printing-Development	\$14,500.00	\$1,145.83	\$0.00	\$0.00	\$6,479.15	\$0.00	\$5,140.43
Printing-Education	\$2,000.00	\$166.67	\$0.00	\$0.00	\$833.31	\$0.00	\$80.98
Printing-Volunteer	\$500.00	\$41.67	\$0.00	\$0.00	\$208.31	\$0.00	\$0.00
Printing-Veterinary	\$100.00	\$8.33	\$0.00	\$51.83	\$41.65	\$0.00	\$51.83
Printing-Security	\$0.00	\$0.00	\$0.00	\$0.00	\$0.00	\$0.00	\$0.00
Printing-Visitor Services	\$40.00	\$3.33	\$0.00	\$0.00	\$16.65	\$0.00	\$0.00
Printing-Administration	\$1,500.00	\$125.00	\$0.00	\$17.28	\$625.00	\$0.00	\$1,698.63
Printing-Human Resources	\$500.00	\$0.00	\$0.00	\$0.00	\$200.00	\$0.00	\$0.00
Printing-Capital Projects	\$0.00	\$0.00	\$0.00	\$0.00	\$0.00	\$0.00	\$0.00
Printing-Operations	\$35.00	\$2.92	\$0.00	\$0.00	\$14.56	\$0.00	\$0.00
Total Printing	\$151,825.00	\$12,543.75	\$0.00	\$15,277.68	\$63,268.55	\$0.00	\$66,512.33

Fresno's Chaffee Zoo Corporation

Income Statement

May 2018

	2018 Budget	May Budget	May Measure Z	May Actual	YTD Budget	YTD Measure Z	YTD Actual
Professional Services							
Legal and Audit	\$195,000.00	\$25,000.00	\$0.00	\$4,335.00	\$85,000.00	\$0.00	\$19,661.72
Legal and Audit-Administration	\$0.00	\$0.00	\$0.00	\$0.00	\$0.00	\$0.00	\$0.00
Legal and Audit-Human Resources	\$0.00	\$0.00	\$0.00	\$641.40	\$0.00	\$0.00	\$1,620.20
Legal and Audit-Capital Projects	\$0.00	\$0.00	\$0.00	\$0.00	\$0.00	\$0.00	\$0.00
Lab Work	\$0.00	\$0.00	\$0.00	\$0.00	\$0.00	\$0.00	\$0.00
Lab Work-Veterinary	\$52,000.00	\$4,333.33	\$0.00	\$5,322.28	\$21,666.65	\$0.00	\$32,377.09
Payroll Service	\$0.00	\$0.00	\$0.00	\$0.00	\$0.00	\$0.00	\$0.00
Payroll Service-Administration	\$0.00	\$0.00	\$0.00	\$0.00	\$0.00	\$0.00	\$0.00
Payroll Service-Human Resource	\$20,000.00	\$1,666.67	\$0.00	\$2,460.17	\$8,333.31	\$0.00	\$21,171.98
Pest Control Services	\$0.00	\$0.00	\$0.00	\$0.00	\$0.00	\$0.00	\$0.00
Pest Control Services-Maintenance	\$50,000.00	\$4,166.67	\$0.00	\$4,110.00	\$20,833.31	\$0.00	\$15,690.00
Professional Services	\$0.00	\$0.00	\$0.00	\$0.00	\$0.00	\$0.00	\$0.00
Total Professional Services	\$317,000.00	\$35,166.67	\$0.00	\$16,868.85	\$135,833.27	\$0.00	\$90,520.99
Recruiting							
Staff Recruitment Expense	\$0.00	\$0.00	\$0.00	\$0.00	\$0.00	\$0.00	\$0.00
Staff Recruitment Expense-Horticulture	\$0.00	\$0.00	\$0.00	\$0.00	\$0.00	\$0.00	\$0.00
Staff Recruitment Expense-Veterinary	\$0.00	\$0.00	\$0.00	\$0.00	\$0.00	\$0.00	\$0.00
Staff Recruitment Expense-Administration	\$0.00	\$0.00	\$0.00	\$0.00	\$0.00	\$0.00	\$0.00
Recruiting	\$0.00	\$0.00	\$0.00	\$0.00	\$0.00	\$0.00	\$0.00
Recruiting-Maintenance	\$250.00	\$20.83	\$0.00	\$0.00	\$104.15	\$0.00	\$0.00
Recruiting-Horticulture	\$150.00	\$12.50	\$0.00	\$0.00	\$62.50	\$0.00	\$0.00
Recruiting-Animal	\$1,000.00	\$83.33	\$0.00	\$0.00	\$416.65	\$0.00	\$0.00
Recruiting-Marketing	\$0.00	\$0.00	\$0.00	\$0.00	\$0.00	\$0.00	\$0.00
Recruiting-Education	\$500.00	\$41.67	\$0.00	\$0.00	\$208.31	\$0.00	\$0.00
Recruiting-Veterinary	\$300.00	\$0.00	\$0.00	\$0.00	\$300.00	\$0.00	\$0.00
Recruiting-Security	\$0.00	\$0.00	\$0.00	\$0.00	\$0.00	\$0.00	\$0.00
Recruiting-Administration	\$0.00	\$0.00	\$0.00	\$0.00	\$0.00	\$0.00	\$0.00
Recruiting-Human Resources	\$10,000.00	\$833.33	\$0.00	\$821.00	\$4,166.65	\$0.00	\$4,778.43
Total	\$12,200.00	\$991.66	\$0.00	\$821.00	\$5,258.26	\$0.00	\$4,778.43

Fresno's Chaffee Zoo Corporation

Income Statement

May 2018

	2018 Budget	May Budget	May Measure Z	May Actual	YTD Budget	YTD Measure Z	YTD Actual
Recognition							
Recognition Expense	\$0.00	\$0.00	\$0.00	\$0.00	\$0.00	\$0.00	\$0.00
Recognition Expense-Marketing	\$500.00	\$41.67	\$0.00	\$0.00	\$208.31	\$0.00	\$0.00
Recognition Expense-Development	\$3,000.00	\$250.00	\$0.00	\$10.80	\$1,250.00	\$0.00	\$1,134.57
Recognition Expense-Education	\$0.00	\$0.00	\$0.00	\$0.00	\$0.00	\$0.00	\$0.00
Recognition Expense-Volunteer	\$0.00	\$0.00	\$0.00	\$0.00	\$0.00	\$0.00	\$0.00
Recognition Expense-Administration	\$2,600.00	\$216.67	\$0.00	\$0.00	\$1,083.31	\$0.00	\$0.00
Recognition Expense-Human Resources	\$3,000.00	\$250.00	\$0.00	\$114.34	\$1,250.00	\$0.00	\$267.16
Recognition Expense-Capital Projects	\$0.00	\$0.00	\$0.00	\$0.00	\$0.00	\$0.00	\$0.00
Volunteer Recognition	\$0.00	\$0.00	\$0.00	\$0.00	\$0.00	\$0.00	\$0.00
Volunteer Recognition-Volunteer	\$3,000.00	\$250.00	\$0.00	\$0.00	\$1,250.00	\$0.00	\$1,637.77
Recognition Expense-Res	\$0.00	\$0.00	\$0.00	\$0.00	\$0.00	\$0.00	\$0.00
Total	\$12,100.00	\$1,008.34	\$0.00	\$125.14	\$5,041.62	\$0.00	\$3,039.50
Repairs and Replacements							
Building Supplies-Materials	\$0.00	\$0.00	\$0.00	\$0.00	\$0.00	\$0.00	\$0.00
Building Supplies-Materials-Maintenance	\$0.00	\$0.00	\$0.00	\$0.00	\$0.00	\$0.00	\$0.00
Building Supplies-Materials-Horticulture	\$0.00	\$0.00	\$0.00	\$0.00	\$0.00	\$0.00	\$0.00
Building Supplies-Materials-Animal	\$3,000.00	\$250.00	\$0.00	\$801.95	\$1,250.00	\$0.00	\$817.84
Building Supplies-Materials-Veterinary	\$0.00	\$0.00	\$0.00	\$0.00	\$0.00	\$0.00	\$0.00
Construction	\$0.00	\$0.00	\$0.00	\$0.00	\$0.00	\$0.00	\$0.00
Construction-Maintenance	\$5,000.00	\$416.67	\$0.00	\$0.00	\$2,083.31	\$0.00	\$0.00
Construction-Horticulture	\$0.00	\$0.00	\$0.00	\$0.00	\$0.00	\$0.00	\$0.00
Construction-Animal	\$0.00	\$0.00	\$0.00	\$0.00	\$0.00	\$0.00	\$54.34
Exhibit Renovations	\$0.00	\$0.00	\$0.00	\$0.00	\$0.00	\$0.00	\$239.70
Exhibit Renovations-Animal	\$75,000.00	\$6,250.00	\$0.00	\$5,530.54	\$31,250.00	\$0.00	\$15,310.84
Exhibit Maintenance-Animal	\$0.00	\$0.00	\$0.00	\$0.00	\$0.00	\$0.00	\$86.38
Exhibit Maint-Valley Farms-Animals	\$20,000.00	\$1,666.67	\$0.00	\$0.00	\$8,333.31	\$0.00	\$0.00
Improvements	\$0.00	\$0.00	\$0.00	\$0.00	\$0.00	\$0.00	\$0.00
Improvements-Maintenance	\$0.00	\$0.00	\$0.00	\$0.00	\$0.00	\$0.00	\$0.00
Improvements-Horticulture	\$0.00	\$0.00	\$0.00	\$0.00	\$0.00	\$0.00	\$0.00

Page 30 of 59

Fresno's Chaffee Zoo Corporation

Income Statement

May 2018

	2018 Budget	May Budget	May Measure Z	May Actual	YTD Budget	YTD Measure Z	YTD Actual
Improvements-Animal	\$0.00	\$0.00	\$0.00	\$0.00	\$0.00	\$0.00	\$0.00
Improvements-Education	\$500.00	\$41.67	\$0.00	\$0.00	\$208.31	\$0.00	\$0.00
Improvements-Visitor Services	\$0.00	\$0.00	\$0.00	\$0.00	\$0.00	\$0.00	\$0.00
Improvements-Administration	\$0.00	\$0.00	\$0.00	\$0.00	\$0.00	\$0.00	\$0.00
Irrigation Maintenance and Repair-Horticult	\$15,800.00	\$1,316.67	\$0.00	\$9,152.40	\$6,583.31	\$0.00	\$9,443.66
Irrigation Maintenance and Repair-Animals	\$0.00	\$0.00	\$0.00	\$0.00	\$0.00	\$0.00	\$0.00
LSS Repairs and Replacements-Animals	\$25,000.00	\$2,083.33	\$0.00	(\$102.50)	\$10,416.65	\$0.00	\$11,543.20
Purchases-Benches	\$0.00	\$0.00	\$0.00	\$0.00	\$0.00	\$0.00	\$0.00
Purchases-Benches-Development	\$0.00	\$0.00	\$0.00	\$0.00	\$0.00	\$0.00	\$0.00
Permits	\$0.00	\$0.00	\$0.00	\$0.00	\$0.00	\$0.00	\$0.00
Permits-Maintenance	\$1,000.00	\$83.33	\$0.00	\$0.00	\$416.65	\$0.00	\$126.25
Permits-Animal	\$2,000.00	\$166.67	\$0.00	\$1,412.76	\$833.31	\$0.00	\$1,882.12
Permits-Veterinary	\$20.00	\$0.00	\$0.00	\$0.00	\$20.00	\$0.00	\$10.00
Permits-Administration	\$0.00	\$0.00	\$0.00	\$0.00	\$0.00	\$0.00	\$442.00
Permits-Operations	\$150.00	\$12.50	\$0.00	\$0.00	\$62.50	\$0.00	\$0.00
Repairs and Replacements	\$100.00	\$8.33	\$0.00	\$0.00	\$41.65	\$0.00	\$0.00
Repairs and Replacements-Maintenance	\$200,000.00	\$16,666.67	\$0.00	\$17,648.06	\$83,333.31	\$0.00	\$107,153.07
Repairs and Replacements-Horticulture	\$2,000.00	\$166.67	\$0.00	\$1,051.30	\$833.31	\$0.00	\$1,051.30
Repairs and Replacements-Animal	\$70,000.00	\$5,833.33	\$0.00	\$527.12	\$29,166.65	\$0.00	\$5,713.44
Repairs and Replacements-Marketing	\$0.00	\$0.00	\$0.00	\$0.00	\$0.00	\$0.00	\$0.00
Repairs and Replacements-Development	\$0.00	\$0.00	\$0.00	\$0.00	\$0.00	\$0.00	\$0.00
Repairs and Replacements-Education	\$3,000.00	\$250.00	\$0.00	\$225.00	\$1,250.00	\$0.00	\$464.97
Repairs and Replacements-Veterinary	\$4,000.00	\$333.33	\$0.00	\$141.48	\$1,666.65	\$0.00	\$141.48
Repairs and Replacements-Security	\$3,000.00	\$250.00	\$0.00	\$1,390.50	\$1,250.00	\$0.00	\$3,148.17
Repairs and Replacements-Visitor Services	\$750.00	\$62.50	\$0.00	\$0.00	\$312.50	\$0.00	\$0.00
Repairs and Replacements-Administration	\$2,000.00	\$166.67	\$0.00	\$0.00	\$833.31	\$0.00	\$142.48
Repairs and Replacements-Operations	\$150.00	\$12.50	\$0.00	\$0.00	\$62.50	\$0.00	\$0.00
Structural Repairs	\$0.00	\$0.00	\$0.00	\$0.00	\$0.00	\$0.00	\$0.00
Structural Repairs-Education	\$0.00	\$0.00	\$0.00	\$0.00	\$0.00	\$0.00	\$0.00
Purchases-Benches-Res	\$0.00	\$0.00	\$0.00	\$0.00	\$0.00	\$0.00	\$0.00
Repairs and Replacements-Capital Projects	\$0.00	\$0.00	\$0.00	\$0.00	\$0.00	\$0.00	\$0.00
Total Repairs and Replacements	\$432,470.00	\$36,037.51	\$0.00	\$37,778.61	\$180,207.23	\$0.00	\$157,771.24

Fresno's Chaffee Zoo Corporation

Income Statement

May 2018

	2018 Budget	May Budget	May Measure Z	May Actual	YTD Budget	YTD Measure Z	YTD Actual
Service/Bank/Credit Card Fees							
Bank Fees-Measure Z	\$0.00	\$0.00	\$0.00	\$0.00	\$0.00	\$0.00	\$0.00
Bank Fees-Measure Z-Administration	\$120.00	\$10.00	\$0.00	\$10.00	\$50.00	\$0.00	\$90.00
Bank Charges	\$50,000.00	\$4,166.67	\$0.00	\$8,550.65	\$20,833.31	\$0.00	\$28,562.11
Bank Charges-Maintenance	\$0.00	\$0.00	\$0.00	\$23.70	\$0.00	\$0.00	\$118.50
Bank Charges-Horticulture	\$0.00	\$0.00	\$0.00	\$3.95	\$0.00	\$0.00	\$19.75
Bank Charges-Animal	\$2,000.00	\$166.67	\$0.00	\$71.10	\$833.31	\$0.00	\$323.90
Bank Charges-Marketing	\$0.00	\$0.00	\$0.00	\$3.95	\$0.00	\$0.00	\$19.75
Bank Charges-Membership	\$50.00	\$4.17	\$0.00	\$0.00	\$20.81	\$0.00	\$7.90
Bank Charges-Development	\$0.00	\$0.00	\$0.00	\$3.95	\$0.00	\$0.00	\$19.75
Bank Charges-Education	\$0.00	\$0.00	\$0.00	\$3.95	\$0.00	\$0.00	\$27.65
Bank Charges-Veterinary	\$0.00	\$0.00	\$0.00	\$7.90	\$0.00	\$0.00	\$35.55
Bank Charges-Security	\$0.00	\$0.00	\$0.00	\$0.00	\$0.00	\$0.00	\$0.00
Bank Charges-Visitor Services	\$80.00	\$6.67	\$0.00	\$0.00	\$33.31	\$0.00	\$0.00
Bank Charges-Administration	\$6,500.00	\$541.67	\$0.00	\$796.33	\$2,708.31	\$0.00	\$3,121.24
Bank Charges-Operations	\$0.00	\$0.00	\$0.00	\$0.00	\$0.00	\$0.00	\$0.00
Credit Card Fees	\$0.00	\$0.00	\$0.00	\$0.00	\$0.00	\$0.00	\$0.00
Credit Card Fees-Maintenance	\$0.00	\$0.00	\$0.00	\$0.00	\$0.00	\$0.00	\$0.00
Credit Card Fees-Animal	\$0.00	\$0.00	\$0.00	\$0.00	\$0.00	\$0.00	\$0.00
Credit Card Fees-Membership	\$10,000.00	\$833.33	\$0.00	\$156.99	\$4,166.65	\$0.00	\$653.00
Credit Card Fees-Development	\$0.00	\$0.00	\$0.00	\$0.00	\$0.00	\$0.00	\$0.00
Credit Card Fees-Education	\$2,000.00	\$166.67	\$0.00	\$150.09	\$833.31	\$0.00	\$720.64
Credit Card Fees-Veterinary	\$0.00	\$0.00	\$0.00	\$0.00	\$0.00	\$0.00	\$0.00
Credit Card Fees-Visitor Services	\$115,000.00	\$9,583.33	\$0.00	\$19,151.44	\$47,916.65	\$0.00	\$54,037.19
Credit Card Fees-Administration	\$0.00	\$0.00	\$0.00	\$0.00	\$0.00	\$0.00	\$0.00
Credit Card Chargebacks	\$0.00	\$0.00	\$0.00	\$0.00	\$0.00	\$0.00	\$0.00
Interest Expense	\$12,500.00	\$1,041.67	\$0.00	\$0.00	\$5,208.31	\$0.00	\$9,091.66
Returned Checks From Patrons	\$0.00	\$0.00	\$0.00	\$0.00	\$0.00	\$0.00	\$0.00
Returned Checks From Patrons-Membership	\$0.00	\$0.00	\$0.00	\$0.00	\$0.00	\$0.00	\$0.00
Bank Charges-Res	\$0.00	\$0.00	\$0.00	\$0.00	\$0.00	\$0.00	\$0.00
Total Service/Bank/Credit Card Fees	\$198,250.00	\$16,520.85	\$0.00	\$28,934.00	\$82,603.97	\$0.00	\$96,848.59

Fresno's Chaffee Zoo Corporation

Income Statement

May 2018

	2018 Budget	May Budget	May Measure Z	May Actual	YTD Budget	YTD Measure Z	YTD Actual
Landscaping/Plants	\$0.00	\$0.00	\$0.00	\$0.00	\$0.00	\$0.00	\$0.00
Landscaping/Plants-Maintenance	\$0.00	\$0.00	\$0.00	\$25.00	\$0.00	\$0.00	\$200.85
Landscaping/Plants-Horticulture	\$38,000.00	\$3,166.67	\$0.00	\$2,842.74	\$15,833.31	\$0.00	\$18,139.70
Landscaping/Plants-Animal	\$5,000.00	\$416.67	\$0.00	\$57.36	\$2,083.31	\$0.00	\$794.28
Member Event Expenses	\$0.00	\$0.00	\$0.00	\$0.00	\$0.00	\$0.00	\$0.00
Member Premiums	\$0.00	\$0.00	\$0.00	\$0.00	\$0.00	\$0.00	\$0.00
Member Premiums-Marketing	\$0.00	\$0.00	\$0.00	\$0.00	\$0.00	\$0.00	\$0.00
Member Premiums-Membership	\$6,000.00	\$500.00	\$0.00	\$0.00	\$2,500.00	\$0.00	\$0.00
Member Premiums-Development	\$7,450.00	\$625.00	\$0.00	\$0.00	\$3,125.00	\$0.00	\$0.00
Pest Control Supplies	\$0.00	\$0.00	\$0.00	\$0.00	\$0.00	\$0.00	\$0.00
Pest Control Supplies-Maintenance	\$100.00	\$8.33	\$0.00	\$0.00	\$41.65	\$0.00	\$0.00
Pest Control Supplies-Horticulture	\$0.00	\$0.00	\$0.00	\$0.00	\$0.00	\$0.00	\$0.00
Pest Control Supplies-Animal	\$500.00	\$41.67	\$0.00	\$0.00	\$208.31	\$0.00	\$0.00
Pest Control Supplies-Veterinary	\$5,200.00	\$433.33	\$0.00	\$0.00	\$2,166.65	\$0.00	\$0.00
Photo Supplies	\$0.00	\$0.00	\$0.00	\$0.00	\$0.00	\$0.00	\$0.00
Photo Supplies-Visitor Services	\$0.00	\$0.00	\$0.00	\$0.00	\$0.00	\$0.00	\$0.00
Small Tools	\$0.00	\$0.00	\$0.00	\$0.00	\$0.00	\$0.00	\$0.00
Small Tools-Maintenance	\$3,000.00	\$250.00	\$0.00	\$0.00	\$1,250.00	\$0.00	\$175.99
Small Tools-Horticulture	\$1,200.00	\$100.00	\$0.00	\$589.62	\$500.00	\$0.00	\$589.62
Small Tools-Animal	\$2,000.00	\$166.67	\$0.00	\$0.00	\$833.31	\$0.00	\$0.00
Supplies	\$500.00	\$41.67	\$0.00	\$0.00	\$208.31	\$0.00	\$0.00
Supplies-Maintenance	\$29,525.00	\$2,460.42	\$0.00	\$6,455.00	\$12,302.06	\$0.00	\$15,988.08
Supplies-Horticulture	\$500.00	\$41.67	\$0.00	\$545.68	\$208.31	\$0.00	\$3,017.90
Supplies-Animal	\$0.00	\$0.00	\$0.00	\$0.00	\$0.00	\$0.00	\$0.00
Supplies-Marketing	\$4,750.00	\$395.83	\$0.00	\$0.00	\$1,979.15	\$0.00	\$1,155.62
Supplies-Membership	\$1,000.00	\$83.33	\$0.00	\$0.00	\$416.65	\$0.00	\$20.30
Supplies-Development	\$11,500.00	\$958.33	\$0.00	\$0.00	\$4,791.65	\$0.00	\$4,258.45
Supplies-Education	\$18,000.00	\$1,500.00	\$0.00	\$577.95	\$7,500.00	\$0.00	\$2,000.23
Supplies-Volunteer	\$2,500.00	\$208.33	\$0.00	\$0.00	\$1,041.65	\$0.00	\$0.00
Supplies-Veterinary	\$56,400.00	\$4,700.00	\$0.00	\$3,598.65	\$23,500.00	\$0.00	\$22,551.42
Supplies-Security	\$1,000.00	\$83.33	\$0.00	\$0.00	\$416.65	\$0.00	\$1,350.98
Supplies-Visitor Services	\$8,000.00	\$666.67	\$0.00	\$1,237.36	\$3,333.31	\$0.00	\$1,237.36

Fresno's Chaffee Zoo Corporation
Income Statement
 May 2018

	2018 Budget	May Budget	May Measure Z	May Actual	YTD Budget	YTD Measure Z	YTD Actual
Supplies-Administration	\$1,000.00	\$83.33	\$0.00	\$0.00	\$416.65	\$0.00	\$247.80
Supplies-Human Resources	\$0.00	\$0.00	\$0.00	\$0.00	\$0.00	\$0.00	\$0.00
Supplies-Operations	\$250.00	\$20.83	\$0.00	\$0.00	\$104.15	\$0.00	\$0.00
Water Quality Supplies-Animal	\$75,000.00	\$6,250.00	\$0.00	\$5,174.53	\$31,250.00	\$0.00	\$31,312.75
Total Supplies	\$493,325.00	\$40,804.16	\$0.00	\$32,230.11	\$207,745.44	\$0.00	\$166,017.11
Telephone							
Telephone	\$52,000.00	\$4,333.33	\$0.00	\$1,836.05	\$21,666.65	\$0.00	\$11,022.44
Telephone-Maintenance	\$750.00	\$62.50	\$0.00	\$25.00	\$312.50	\$0.00	\$125.00
Telephone-Horticulture	\$0.00	\$0.00	\$0.00	\$0.00	\$0.00	\$0.00	\$0.00
Telephone-Animal	\$4,000.00	\$333.33	\$0.00	\$213.18	\$1,666.65	\$0.00	\$2,329.25
Telephone-Marketing	\$300.00	\$25.00	\$0.00	\$25.10	\$125.00	\$0.00	\$125.10
Telephone-Membership	\$300.00	\$25.00	\$0.00	\$25.00	\$125.00	\$0.00	\$125.00
Telephone-Development	\$500.00	\$41.67	\$0.00	\$25.00	\$208.31	\$0.00	\$125.00
Telephone-Education	\$1,800.00	\$150.00	\$0.00	\$75.00	\$750.00	\$0.00	\$567.22
Telephone-Veterinary	\$1,445.00	\$120.42	\$0.00	\$413.40	\$602.06	\$0.00	\$513.40
Telephone-Security	\$800.00	\$66.67	\$0.00	\$57.24	\$333.31	\$0.00	\$281.68
Telephone-Visitor Services	\$2,700.00	\$225.00	\$0.00	\$25.10	\$1,125.00	\$0.00	\$125.10
Telephone-Administration	\$2,100.00	\$175.00	\$0.00	\$91.98	\$875.00	\$0.00	\$492.92
Telephone-Human Resource	\$300.00	\$25.00	\$0.00	\$25.00	\$125.00	\$0.00	\$125.00
Telephone-Operations	\$300.00	\$25.00	\$0.00	\$25.00	\$125.00	\$0.00	\$125.00
Total Telephone	\$67,295.00	\$5,607.92	\$0.00	\$2,862.05	\$28,039.48	\$0.00	\$16,082.11
Uniforms							
Uniforms	\$7,500.00	\$625.00	\$0.00	\$0.00	\$3,125.00	\$0.00	\$0.00
Uniforms-Maintenance	\$2,500.00	\$208.33	\$0.00	\$173.82	\$1,041.65	\$0.00	\$728.51
Uniforms-Horticulture	\$1,200.00	\$100.00	\$0.00	\$35.09	\$500.00	\$0.00	\$220.14
Uniforms-Animal	\$15,000.00	\$1,250.00	\$0.00	\$242.64	\$6,250.00	\$0.00	\$1,573.01
Uniforms-Marketing	\$1,000.00	\$83.33	\$0.00	\$0.00	\$416.65	\$0.00	\$0.00
Uniforms-Membership	\$50.00	\$4.17	\$0.00	\$0.00	\$20.81	\$0.00	\$0.00
Uniforms-Development	\$0.00	\$0.00	\$0.00	\$0.00	\$0.00	\$0.00	\$0.00
Uniforms-Education	\$3,000.00	\$250.00	\$0.00	\$69.28	\$1,250.00	\$0.00	\$261.50

Fresno's Chaffee Zoo Corporation

Income Statement

May 2018

	2018 Budget	May Budget	May Measure Z	May Actual	YTD Budget	YTD Measure Z	YTD Actual
Investment Income-Perm	\$0.00	\$0.00	\$0.00	\$933.57	\$0.00	\$0.00	\$630.45
Investment Gain/Loss Unrealized-Perm	\$0.00	\$0.00	\$0.00	\$0.00	\$0.00	\$0.00	\$0.00
Investment Gain/Loss Realized-Perm	\$0.00	\$0.00	\$0.00	\$0.00	\$0.00	\$0.00	\$0.00
Total Investment Income	\$0.00	\$0.00	\$0.00	\$167,532.04	\$0.00	\$0.00	\$42,493.52
City of Fresno							
City of Fresno	\$0.00	\$0.00	\$0.00	\$0.00	\$0.00	\$0.00	\$0.00
City of Fresno-Administration	\$0.00	\$0.00	\$0.00	\$0.00	\$0.00	\$0.00	\$0.00
City of Fresno-Res	\$0.00	\$0.00	\$0.00	\$0.00	\$0.00	\$0.00	\$0.00
Total City of Fresno	\$0.00	\$0.00	\$0.00	\$0.00	\$0.00	\$0.00	\$0.00
Measure Z Operating Funds							
Measure Z Operating Income	\$4,442,222.00	\$347,335.00	\$0.00	\$342,350.25	\$1,873,772.00	\$0.00	\$1,854,573.20
Measure Z Operating Income-Administratio	\$0.00	\$0.00	\$0.00	\$0.00	\$0.00	\$0.00	\$0.00
Measure Z Operating Income-Res	\$0.00	\$0.00	\$0.00	\$0.00	\$0.00	\$0.00	\$0.00
Transfer to/from Related Org							
Transfer to/from Related Organization	\$0.00	\$0.00	\$0.00	\$0.00	\$0.00	\$0.00	\$0.00
Transfer to/from Related Organization-Res	\$0.00	\$0.00	\$0.00	\$0.00	\$0.00	\$0.00	\$0.00
Transfer to/from Related Organization-Perm	\$0.00	\$0.00	\$0.00	\$0.00	\$0.00	\$0.00	\$0.00
Total Transfer to/from Related Org	\$0.00	\$0.00	\$0.00	\$0.00	\$0.00	\$0.00	\$0.00
Total Measure Z Operating Funds	\$4,442,222.00	\$347,335.00	\$0.00	\$342,350.25	\$1,873,772.00	\$0.00	\$1,854,573.20
Measure Z-Capital Funds							
Measure Z Capital Income	\$0.00	\$0.00	\$0.00	\$305,389.87	\$0.00	\$0.00	\$585,304.11
Measure Z Capital Income-Res	\$0.00	\$0.00	\$0.00	\$0.00	\$0.00	\$0.00	\$0.00
Total Measure Z-Capital Funds	\$0.00	\$0.00	\$0.00	\$305,389.87	\$0.00	\$0.00	\$585,304.11
Total Nonoperating Revenue	\$4,442,222.00	\$347,335.00	\$0.00	\$815,272.16	\$1,873,772.00	\$0.00	\$2,482,370.83
Nonoperating Expenses							
Expansion/Nonoperating Exp.							

 2018-5 Perm
 2018-5 Perm
 2018-5 Perm

Fresno's Chaffee Zoo Corporation

Income Statement

May 2018

	2018 Budget	May Budget	May Measure Z	May Actual	YTD Budget	YTD Measure Z	YTD Actual
Planning	\$0.00	\$0.00	\$0.00	\$0.00	\$0.00	\$0.00	\$0.00
Planning-Animal	\$0.00	\$0.00	\$0.00	\$0.00	\$0.00	\$0.00	\$0.00
Planning-Capital Project	\$0.00	\$0.00	\$0.00	\$0.00	\$0.00	\$0.00	\$0.00
City Reimbursement	\$0.00	\$0.00	\$0.00	\$0.00	\$0.00	\$0.00	\$0.00
Misc Capital Expenses	\$0.00	\$0.00	\$0.00	\$0.00	\$0.00	\$0.00	\$0.00
EIR (non MZ)	\$0.00	\$0.00	\$0.00	\$0.00	\$0.00	\$0.00	\$0.00
EIR (non MZ)-Capital Projects	\$0.00	\$0.00	\$0.00	\$0.00	\$0.00	\$0.00	\$0.00
Projects-Maintenance	\$0.00	\$0.00	\$0.00	\$0.00	\$0.00	\$0.00	\$0.00
Projects-Horticulture	\$0.00	\$0.00	\$0.00	\$0.00	\$0.00	\$0.00	\$0.00
Projects-Animal	\$0.00	\$0.00	\$0.00	\$0.00	\$0.00	\$0.00	\$0.00
Misc Specialized Services-Capital Projects	\$0.00	\$0.00	\$0.00	\$0.00	\$0.00	\$0.00	\$0.00
Total Expansion/Nonoperating Exp.	\$0.00	\$0.00	\$0.00	\$0.00	\$0.00	\$0.00	\$0.00
Total Nonoperating Expenses	\$0.00	\$0.00	\$0.00	\$0.00	\$0.00	\$0.00	\$0.00
NET EXPANSION/NONOPERATING REV & EXP.	\$0.00	\$347,335.00	\$0.00	\$815,272.16	\$1,873,772.00	\$0.00	\$2,482,370.83
BEGINNING FUND BALANCE	\$79,692,976.25	\$80,588,300.70	(\$10,710,586.60)	\$80,588,300.70	\$79,692,976.25	(\$9,197,281.41)	\$79,692,976.25
NET SURPLUS/(DEFICIT)	\$843,055.18	\$281,039.73	(\$342,342.25)	\$859,329.62	\$287,798.84	(\$1,855,647.44)	\$1,754,654.07
ENDING FUND BALANCE	\$80,536,031.43	\$80,869,340.43	(\$11,052,928.85)	\$81,447,630.32	\$79,980,775.09	(\$11,052,928.85)	\$81,447,630.32

2018-5 Page 11 of 56

Fresno's Chaffee Zoo Corporation

General Ledger Report

May 2018

✓ Ties to attached invoices
 ✓ Ties to attached income statement

Date	Trans.	Journal	Reference	Debit Amount	Credit Amount	Balance
1-5003-03						
Account:	1-5003-03 (Anim					
		89.6	+			
		1,831.5	+			
		2,598.88	+			
						\$121,294.14
			<i>Account Beginning Balance</i>			
5/1/2018		300	+		\$89.60	
5/7/2018	12137-8		den State Bait, Inc.-Fish			
5/7/2018	12137-18	1,663.1	+	✓ \$1,831.50		
5/15/2018	12162-27	565.68	+	✓ \$2,598.88		
5/15/2018	12162-60	547.33	+	\$300.00		
5/15/2018	12162-62	180	+	✓ \$1,663.10		
5/15/2018	12162-70	1,721	+	\$565.68		
5/21/2018	12174-62	92.5	+	\$547.33		
5/21/2018	12174-64	259.63	+	\$180.00		
5/21/2018	12174-66	21.6	+	✓ \$1,721.00		
5/21/2018	12174-68	32.23	+	\$92.50		
5/21/2018	12174-72	99.5	+	\$259.63		
5/21/2018	12174-76	35.27	+	\$21.60		
5/21/2018	12174-78	89.6	+	\$32.23		
5/21/2018	12174-80	175	+	\$99.50		
5/22/2018	12174-173	1,599.45	+	\$35.27		
5/30/2018	12196-32	547.33	+	\$89.60		
5/30/2018	12196-34	565.68	+	\$175.00		
5/31/2018	12204-5	547.33	+	✓ \$1,599.45		
5/31/2018	12204-9	565.68	+	\$547.33		
5/31/2018	12204-11	1,717.7	+	\$565.68		
5/31/2018	12204-81	3,756.86	+	✓ \$1,717.70		
5/31/2018	12204-87	1,709.7	=	✓ \$3,756.86		
5/31/2018	12229-1	20,199.14	T	✓ \$1,709.70		
5/31/2018	12229-4	Total [23 items]	VERSE-ADJ-Valley Produce, Inc.-Produce		✓ \$1,717.70	
			<i>Account Subtotals</i>	\$20,199.14	\$1,717.70	
			<i>Account Net Change</i>			\$18,481.44
			<i>Account Ending Balance</i>			\$139,775.58
						<u><u>\$139,775.58</u></u>
1-5080-03						
Account:	1-5080-03 (Benefits-Animal)					
			<i>Account Beginning Balance</i>			\$141,778.04
5/1/2018						
5/9/2018	12152-55	Accounts Payable	VSP-May 2018-Vision Insurance	\$794.08		
5/9/2018	12152-73	Accounts Payable	United Healthcare of Californi-May 2018- Medical Insurance	\$30,192.79		
5/9/2018	12152-89	Accounts Payable	Ameritas Life Insurance Corp.-May 2018-Dental Insurance	\$2,758.28		
5/9/2018	12152-107	Accounts Payable	Sun Life Financial-Life Insurance Premiums-May	\$691.44		
5/11/2018	12153-47	Payroll	HSA Employer Contribution	\$76.92		
5/11/2018	12153-52	Payroll	HSA Employer Contribution	\$653.82		

201855 Page 42 of 59

Fresno's Chaffee Zoo Corporation General Ledger Report May 2018

Date	Trans.	Journal	Reference	Debit Amount	Credit Amount	Balance
Account: 1-5080-03 (Benefits-Animal)						
5/11/2018	12153-58	Payroll	Dual Coverage Surcharge		\$100.00	
5/25/2018	12176-49	Payroll	HSA Employer Contribution	\$76.92		
5/25/2018	12176-54	Payroll	HSA Employer Contribution	\$653.82		
5/25/2018	12176-60	Payroll	Dual Coverage Surcharge		\$100.00	
5/25/2018	12176-46	Payroll	HSA Employer Contribution -missed		\$38.46	
5/31/2018	12192-5	Cash Receipts	COBRA-M. Rubinon Ins Pmt		\$521.53	
<i>Account Subtotals</i>				\$35,898.07	\$759.99	
<i>Account Net Change</i>						\$35,138.08 ✓
5/31/2018						\$176,916.12
5/31/2018						
1-5080-10						
Account: 1-5080-10 (Benefits-Veterinary)						
<i>Account Beginning Balance</i>						\$13,139.33
2018-5-5 2018-5-5 Page 43 of 69	5/1/2018					
	5/9/2018	12152-68	Accounts Payable	\$64.32		
	5/9/2018	12152-69	Accounts Payable		\$66.42	
	5/9/2018	12152-77	Accounts Payable	\$2,726.12		
	5/9/2018	12152-93	Accounts Payable	\$240.52		
	5/9/2018	12152-103	Accounts Payable		\$265.36	
	5/9/2018	12152-111	Accounts Payable	\$55.29		
	5/11/2018	12153-53	Payroll	\$76.92		
	5/25/2018	12176-55	Payroll	\$76.92		
<i>Account Subtotals</i>				\$3,240.09	\$331.78	
<i>Account Net Change</i>						\$2,908.31 ✓
5/31/2018						\$16,047.64
5/31/2018						
1-5131-03						
Account: 1-5131-03 (Payroll Taxes-Animal)						
<i>Account Beginning Balance</i>						\$62,758.17
5/1/2018						
5/11/2018	12153-72	Payroll	Payroll Taxes	\$623.20		
5/11/2018	12153-78	Payroll	Payroll Taxes	\$6,528.73		
5/25/2018	12176-74	Payroll	Payroll Taxes	\$644.43		
5/25/2018	12176-80	Payroll	Payroll Taxes	\$6,290.34		
<i>Account Subtotals</i>				\$14,086.70	\$0.00	
<i>Account Net Change</i>						\$14,086.70 ✓
5/31/2018						\$76,844.87
5/31/2018						
1-5131-10						

Fresno's Chaffee Zoo Corporation General Ledger Report May 2018

Date	Trans.	Journal	Reference	Debit Amount	Credit Amount	Balance
Account: 1-5131-10 (Payroll Taxes-Veterinary)						
5/1/2018						\$5,458.80
			<i>Account Beginning Balance</i>			
5/9/2018	12152-125	Accounts Payable	Employment Development Departm-1st QTR. Unemployment Insura	\$139.00		
5/11/2018	12153-79	Payroll	Payroll Taxes	\$596.14		
5/25/2018	12176-81	Payroll	Payroll Taxes	\$588.53		
			<i>Account Subtotals</i>	\$1,323.67	\$0.00	
			<i>Account Net Change</i>			\$1,323.67
5/31/2018			<i>Account Ending Balance</i>			\$6,782.47
1-5153-03						
Account: 1-5153-03 (Retirement Contribution-Animal)						
5/1/2018						\$22,872.38
			<i>Account Beginning Balance</i>			
5/11/2018	12153-20	Payroll	5/11/2018 retirement match	\$126.11		
5/11/2018	12153-26	Payroll	5/11/2018 retirement match	\$2,398.73		
5/25/2018	12176-20	Payroll	5/25/2018 retirement match	\$125.58		
5/25/2018	12176-26	Payroll	5/25/2018 retirement match	\$2,323.67		
			<i>Account Subtotals</i>	\$4,974.09	\$0.00	
			<i>Account Net Change</i>			\$4,974.09
5/31/2018			<i>Account Ending Balance</i>			\$27,846.47
1-5153-10						
Account: 1-5153-10 (Retirement Contribution-Veterinary)						
5/1/2018						\$1,647.96
			<i>Account Beginning Balance</i>			
5/11/2018	12153-27	Payroll	5/11/2018 retirement match	\$188.28		
5/25/2018	12176-27	Payroll	5/25/2018 retirement match	\$183.50		
			<i>Account Subtotals</i>	\$371.78	\$0.00	
			<i>Account Net Change</i>			\$371.78
5/31/2018			<i>Account Ending Balance</i>			\$2,019.74
1-5165-03						
Account: 1-5165-03 (Salaries-Animal)						
5/1/2018						\$825,187.86
			<i>Account Beginning Balance</i>			
5/11/2018	12153-2	Payroll	Salaries	\$8,146.54		
5/11/2018	12153-8	Payroll	Salaries	\$85,892.25		
5/25/2018	12176-2	Payroll	Salaries	\$8,423.88		

2018-5 Page 44 of 59

Fresno's Chaffee Zoo Corporation General Ledger Report May 2018

Date	Trans.	Journal	Reference	Debit Amount	Credit Amount	Balance
Account: 1-5165-03 (Salaries-Animal)						
5/25/2018	12176-8	Payroll	Salaries	\$82,776.58		
<i>Account Subtotals</i>				\$185,239.25	\$0.00	
				<i>Account Net Change</i>		\$185,239.25 ✓
				<i>Account Ending Balance</i>		<u>\$1,010,427.11</u>
1-5165-10						
Account: 1-5165-10 (Salaries-Veterinary)						
				<i>Account Beginning Balance</i>		\$71,659.54
5/1/2018						
5/11/2018	12153-9	Payroll	Salaries	\$7,836.25		
5/18/2018	12146-14	Journal Entry	Paycom Return - L. Wright adj 2017		\$2,109.94	
5/25/2018	12176-9	Payroll	Salaries	\$7,736.45		
<i>Account Subtotals</i>				\$15,572.70	\$2,109.94	
				<i>Account Net Change</i>		\$13,462.76 ✓
				<i>Account Ending Balance</i>		<u>\$85,122.30</u>
1-5191-00						
Account: 1-5191-00 (Utilities Gas & Electric)						
				<i>Account Beginning Balance</i>		\$166,046.21
5/1/2018						
5/10/2018	12159-304	Accounts Payable	P G & E-Services through 3/22/18-4/20/	\$317.76		
5/10/2018	12159-144	Accounts Payable	REVERSE-P G & E-Service through 3/22-4/20/18		\$427.73	
5/15/2018	12162-97	Accounts Payable	P G & E-Services through 4/4-5/3/18	✓ \$5,267.29		
5/15/2018	12162-99	Accounts Payable	P G & E-Services through 4/5-5/4/18	✓ \$3,809.35		
5/15/2018	12162-101	Accounts Payable	P G & E-Services through 4/4-5/3/18	✓ \$38,342.17		
5/30/2018	12196-22	Accounts Payable	P G & E-Service through 4/20/18-5/20/1	\$236.67		
5/31/2018	12204-1	Accounts Payable	P G & E-Service through 4/21/18-05/21/	\$118.50		
5/31/2018	12204-3	Accounts Payable	P G & E-Service through 4/21/18-5/21/1	\$444.13		
<i>Account Subtotals</i>				\$48,535.87	\$427.73	
				<i>Account Net Change</i>		\$48,108.14 ✓
				<i>Account Ending Balance</i>		<u>\$214,154.35</u>
1-5200-03						
Account: 1-5200-03 (Workers Comp-Animal)						
				<i>Account Beginning Balance</i>		\$74,797.11
5/1/2018						
5/11/2018	12153-90	Payroll	Workers Comp	\$756.68		
5/11/2018	12153-96	Payroll	Workers Comp	\$7,763.43		

2018-5 Page 45 of 59

Fresno's Chaffee Zoo Corporation

General Ledger Report

May 2018

Date	Trans.	Journal	Reference	Debit Amount	Credit Amount	Balance
Account: 1-5200-03 (Workers Comp-Animal)						
5/25/2018	12176-92	Payroll	Workers Comp	\$778.49		
5/25/2018	12176-98	Payroll	Workers Comp	\$7,503.98		
<i>Account Subtotals</i>				\$16,802.58	\$0.00	
<i>Account Net Change</i>						\$16,802.58
<i>Account Ending Balance</i>						\$91,599.69
1-5200-10						
Account: 1-5200-10 (Workers Comp-Veterinary)						
<i>Account Beginning Balance</i>						\$6,665.65
5/1/2018				\$725.96		
5/11/2018	12153-97	Payroll	Workers Comp	\$719.49		
5/25/2018	12176-99	Payroll	Workers Comp			
<i>Account Subtotals</i>				\$1,445.45	\$0.00	
<i>Account Net Change</i>						\$1,445.45
<i>Account Ending Balance</i>						\$8,111.10
<i>Grand Total Beginning Balance</i>						\$1,513,305.19
<i>Grand Total Net Change</i>						\$342,342.25
<i>Grand Total Ending Balance</i>						\$1,855,647.44

2018-5 Page 46 of 59

VALLEY PRODUCE, INC.

P.O. BOX 11664, FRESNO, CALIFORNIA 93774
e-mail: valleypro@comcast.net

Sold to Fresno Chaffee Zoo Date 5-1-18

PHONE (559) 237-3328
FAX (559) 237-5611

No. C 247982

✓	QUAN.	ITEM	PRICE	AMOUNT	✓	QUAN.	ITEM	PRICE	AMOUNT	✓	QUAN.	ITEM	PRICE	AMOUNT
		Broccoli Florets												
✓	(9)	BROCCOLI Grown/18ct		900	✓	(6)	EGGS-15 (doz)		1800	✓	(4)	CARROTS (50#) 25#	275	1100
✓	(2)	CAULIFLOWER		300										
		CELERY			✓	(2)	KALE	1800	3600					
		CABBAGE white			✓	(4)	LEEKs		800					
		CABBAGE red			✓	(10)	CORN		800					
		CILANTRO					HERBS			✓	(9)	Pinto Beans #100		2400
		SPRING MIX 3#					Basil							
✓	(1)	PARSNIP		2775			Chives							
		LETTUCE					Mint			✓	(1)	FROZ Corn		475
✓	(3)	Green Leaf	2400	7200			Rosemary							
✓	(2)	Red Leaf	2400	4800			Thyme							
✓	(1)	Romaine	2100	5400	✓	(2)	Ots Yogurt		750					
		SPINACH 2 1/2 #	2250	5625			Apples							
		EGGPLANT			✓	(3)	Apples 1/3 GALIA	2500	7500					
✓	(1)	Curly Endive		3375			Apples Sliced 100/200			✓	(8)	FROZ Veggies		3800
		PARSLEY Flat / Curly								✓	(4)	YAMS Med Jumbo	2500	10000
							Oranges							
		GREEN ONIONS			✓	(2)	Lemons	2500	5000	✓	(3)	Sweet Potato (J.B.)		7350
		RADDISH					Limes			✓	(15)	CUCUMBERS		1350
✓	(10)	GREEN BEANS		17500	✓	(4)	Banana's	2450	9800	✓	(2)	Charol	2100	4200
		ASPARAGUS					Raspberries							
					✓	(6)	Blueberries		1800	✓	(1)	Med. I.T. Squash		3100
✓	(1)	BELL PEPPER Green		1800			Blackberries							
		BELL PEPPER Red			✓	(1)	GRAPES Red	3100	3100	✓	(2)	Collard Greens	2450	4900
		Chili Jalapeno			✓	(2)	GRAPES Lunch Bunch			✓	(3)	Avocado (Ripe)		450
		Chili Tomatillo			✓	(2)	# Kiwi	300	600					
		Chili Long Grn/Pasilla			✓	(1)	Mango's	1250	1250					
✓	(1)	Winnip Spinach		2225			Nectarines							
		Alfalfa Sprouts 1#/4oz			✓	(1)	Papaya	2100	2100	✓	(1)	Squash		2275
		Bean Sprouts					Peach			✓	(1)	TOMATOES		2150
		Cole Slaw(white cabbage)					Pear							
		Cabbage Shred Red			✓	(2)	Pineapple	600	600					
✓	(2)	Carrot (Shred) / Coin		300			Plum							
		Carrot Sticks 2/4			✓	(4)	Strawberry	1400	5600	✓	(2)	Strawberry Beans	275	550
		Celery Sticks 2/4												
		Yel. Onions Sliced/Diced			✓	(5)	MELON							
		Red Onions Sliced/Diced			✓	(3)	Cantaloupe	135	405					
		Tossed Salad / SC					Honeydew	900	2700	✓	(20)	Medium Mushroom	2050	4100
		Shred Lettuce					Watermelon #							
		Cabbage/Romaine Blend												

ORDER FILLED BY

DELIV. BY

REC'D IN GOOD ORDER

C.O.D.

TOTAL 183150

TERMS: NET CASH - A FINANCE CHARGE OF 1 1/2 % PER MONTH (18% PER YEAR) WILL BE CHARGED ON PAST DUE ACCOUNTS. THANK YOU
ALL CLAIMS FOR RETURN OF GOODS MUST BE MADE WITHIN 24 HOURS AFTER RECEIPT OF MERCHANDISE.

1-503-0310

THE HAY COMPANY
10470 E. MCKINLEY
SANGER, CA 93657
(559) 251-2981

CUSTOMER P.O. NUMBER _____ DATE May 4 20 18

NAME Charles Zoo

ADDRESS _____

CITY _____

SOLD BY _____ CASH _____ CHARGE _____ CUSTOMER ACCOUNT # _____

QUAN.	DESCRIPTION	PRICE	AMOUNT
-------	-------------	-------	--------

3	Wheat Maida	9.56	28.08
59.8	+ Technical Maint		39.95
339.15	+ Wheat	18.90	94.50
223.3	+ FT		25.45
26.85	+ Vite Salt		25.90
418.6	+ Vite Salt		32.90
67.8	+ Salt		
319			
99.75			
146			
79.8			
79.96	+ Belvedere		250.00
36.9			
37.6			
28.08			
39.95			
94.5			
25.45			
25.9			
32.9			
250			
193.94			
Total [21 items]		TAX	193.94
		TOTAL	2,625.73

Total [2 items] 2,598.88
Due on the 10th of the month. PAST DUE bills are subject to 1 1/2% interest per month. (ANNUAL RATE 18%)

- 26.85
2598.88
1-5023-036

Rec'd By Doug Clark + Steve

No. 148848

THE HAY COMPANY
10470 E. MCKINLEY
SANGER, CA 93657
(559) 251-2981

CUSTOMER P.O. NUMBER _____ DATE May 4 20 18

NAME Charles Zoo

ADDRESS _____

CITY _____

SOLD BY _____ CASH _____ CHARGE _____ CUSTOMER ACCOUNT # _____

QUAN.	DESCRIPTION	PRICE	AMOUNT
-------	-------------	-------	--------

4	Aqua		
4	Dot	14.95	59.80
17	Oachard	19.95	339.15
14	Bernardo	15.95	223.30
3	Almond	8.95	26.85
	Africa		1-5023-036
28	Dot	14.95	418.60
4	Almonds	16.95	67.80
20	Blenhard	15.95	319.00
5	Oachard	19.95	99.75
4	(Max Permet, End)	36.50	146.00
2	(M.B. Dominare)	39.90	79.80
2	Max Limestone	39.95	79.90
1	EDB Call Manna		36.90
2	Brno 1150	18.80	37.60
		TAX	
		TOTAL	

Condon
1462743

Charge

TERMS: Bills are due and payable on the 10th of the month. PAST DUE bills are subject to 1 1/2% interest per month. (ANNUAL RATE 18%)

INVOICE

No. 148848

Rec'd By Doug Clark + Steve

VALLEY PRODUCE, INC.

Sold to Fresno Chaffer 200

Date 5-8-18

P.O. BOX 11664, FRESNO, CALIFORNIA 93774

PHONE (559) 237-3328

No. C 250323

e-mail: valleypro@comcast.net

FAX (559) 237-5611

AN.	ITEM	PRICE	AMOUNT	✓	QUAN.	ITEM	PRICE	AMOUNT	✓	QUAN.	ITEM	PRICE	AMOUNT
	Broccoli Florets												
	BROCCOLI Crown /18ct				8	EGGS 15/doz	2200			4	CARROTS (50#) 25#-	2800	11200
✓ (4)	CAULIFLOWER		800		1	1-Gt Yogurt	350				Grabits 100/200 ct		
	CELERY				3 case	KALE	1700	5100			48/1# Carrot		
	CABBAGE white				4	LEEKS		1200			Baby Carrot		
	CABBAGE red				20	CORN		1600			Pinto Beans #100		
	CILANTRO					HERBS				1 case	Cactus Pods		2250
	SPRING MIX 3#					Basil					J. Yel. Onions		
✓ 1	Peanut Butter		750			Chives					Red Onions		
	LETTUCE					Mint				1	7ROZ. Corn		475
✓ 4 case	Green Leaf	2150	9800			Rosemary					Potatoes		
✓ 2 case	Red Leaf	2350	4700			Thyme					10/5 Russet		
✓ 16 case	Romaine	1850	29600			Apples Gala	2700	10800			5/10 Russet		
	SPINACH 2 1/2 #				4	Apples					Ctn. Russet		
	EGGPLANT					Apples Sliced 100/200				8	7ROZ Veggie		3800
✓ 2 case	Swiss Chard	2100	4200			Grapefruit	300			5 case	YAMS (Med) Jubbo	2500	12500
	PARSLEY Flat / Curly				2	Oranges					Jicama		
✓ 1	Curly Endive		3375			Lemons				1 case	Jernip Green		2475
	GREEN ONIONS					Limes				15	CUCUMBERS		1350
✓ 10 #	GREEN BEANS		2500		4 case	Banana's	2450	9800		1	Butternut Squash		200
	ASPARAGUS					Raspberries				2	SQUASH ACORN		400
✓ 2 case	Collard Green	242	4950		6	Blueberries				1 case	Med. I.T. Squash		3200
✓ 12 #	BELL PEPPER Green		960			Blackberries					Yellow Squash		
	BELL PEPPER Red				10 case	GRAPES Red	3100			1	Spec. Squash		200
	Chili Jalapeno					GRAPES Lunch Bunch				3	Avocado (Ripe)		450
	Chili Tomatillo				1	Dried Fig		3375			Avocado (Firm)		
	Chili Long Grn/Pasilla				2 case	Mango's	1250	2500			Garlic (5#Peeled)		
✓ 1 #	Cheese Block		350			Nectarines					Garlic -(Whole)		
	Alfalfa Sprouts 1#/4oz				3	Papaya		900		2 case	Dandelion Greens		550
	Bean Sprouts					Peach				12	TOMATOES		1200
	Cole Slaw(white cabbage)				10 case	Pear		3800			ROMA TOMATOES		
	Cabbage Shred Red				2	Pineapple		700			GRAPE TOMATOES		
✓ 4 #	Carrot (Shred) /-Coin		800			Plum					CHERRY TOMATOES		
	Carrot Sticks 2/4				4	Strawberry		1300		1 case	Sweet Potato	2400	2400
	Celery Sticks 2/4				2 #	Kiwi		250		3	Box Jello Sugar Free		750
	Yel. Onions Sliced/Diced					MELON					MUSHROOMS (sliced)		
	Red Onions Sliced/Diced				10	Cantaloupe		2750			Button Mushroom		
	Tossed Salad / SC				3	Honeydew		600		10 #	Medium Mushroom		2050
	Shred Lettuce				1	Watermelon #		700			Portabella Mushroom		
	Cabbage/Romaine Blend										12/8 oz. Mushroom		

ORDER FILLED BY

DELIV. BY

READ IN GOOD ORDER BY

TOTAL

166310

TERMS: NET CASH - A FINANCE CHARGE OF 1 1/2 % PER MONTH (18% PER YEAR) WILL BE CHARGED ON PAST DUE ACCOUNTS.
ALL CLAIMS FOR RETURN OF GOODS MUST BE MADE WITHIN 24 HOURS AFTER RECEIPT OF MERCHANDISE.

THANK YOU

1-5003-0348

VALLEY PRODUCE, INC.

Sold to Arena Chaffer Zoo Date 5/15/18
 P.O. BOX 11664, FRESNO, CALIFORNIA 93774
 e-mail: valleypro@comcast.net

PHONE (559) 237-3328
 FAX (559) 237-5611

No. C 249965

QUAN.	ITEM	PRICE	AMOUNT	QUAN.	ITEM	PRICE	AMOUNT	QUAN.	ITEM	PRICE	AMOUNT
X(9)	BROCCOLI Florets			X(8)	EGGS 15/doz	1200		X(3)	CARROTS (50#) 25#	2800	8400
X(4)	BROCCOLI Crown/18ct	1120	4480						Grabits 100/200 ct		
	CAULIFLOWER	1000			KALE	1800	3600		48/1# Carrot		
	CELERY			X(20)	LEEKS		880		Baby Carrot		
	CABBAGE white			X(4)	CORN				Pinto Beans #100		
	CABBAGE red				HERBS			X(2)	Chard		4200
	CILANTRO				Basil				J. Yel. Onions		
	SPRING MIX 3#				Chives				Red Onions		
X(1)	BAG Beets	2300			Mint			X(8)	7ROZ Veggie		3800
	LETTUCE				Rosemary				Potatoes		
X(3)	Green Leaf	2500	7500		Thyme				10/5 Russet		
X(3)	Red Leaf	2400	7200		Apples Gala	2850	17100		5/10 Russet		
X(21)	Romaine	1650	34650	X(6)	Apples				Ctn. Russet		
	SPINACH 2 1/2 #				Apples Sliced 100/200			X(1)	7ROZ Corn		475
	EGGPLANT							X(5)	YAMS (Med) Jumbo	2500	12500
	PARSLEY Flat / Curly				Oranges 7/8B	2850			Jicama		
X(1)	Curly Endive	335		X(19)	Lemons			X(4)	Sweet Potato	2400	9600
	GREEN ONIONS				Limes			X(5)	CUCUMBERS		900
	RADDISH				Banana's	1750			(NO Stone fruit load yet.)		
X(10)	GREEN BEANS	1900	19000	X(30)	Raspberries			X(1)	SQUASH Specy.		200
	ASPARAGUS			X(6)	Blueberries	1800		X(1)	Med. I.T. Squash		3500
	BELL PEPPER Green	2915			Blackberries				Yellow Squash		
	BELL PEPPER Red			X(10)	GRAPES Red	2900		X(1)	Butternut		200
	Chili Jalapeno				GRAPES Lunch Bunch			X(3)	Avocado (Ripe)		450
	Chili Tomatillo			X(2)	# Kiwi	300			Avocado (Firm)		
	Chili Long Grn/Pasilla			X(1)	Mango's	1250			Garlic (5#Peeled)		
X(2)	Alfalfa Sprouts 1#/4oz	5500			Nectarines				Garlic -(Whole)		
	Bean Sprouts			X(5)	Papaya	1500		X(2)	Collard Greens	2250	4500
	Cole Slaw(white cabbage)				Peach			X(1)	TOMATOES LL		2100
	Cabbage Shred Red			X(2)	Pear				ROMA TOMATOES		
X(4)	Carrot Shred Corn	600			Pineapple	700			GRAPE TOMATOES		
	Carrot Sticks 2/4			X(4)	Plum				CHERRY TOMATOES		
	Celery Sticks 2/4			X(2)	Strawberry	1000		X(1)	Jernip Green	2300	2300
	Yel. Onions Sliced/Diced			X(2)	Shaped fruit	300		X(1)	Jernip		2275
	Red Onions Sliced/Diced				MELON				MUSHROOMS (sliced)		
	Tossed Salad / SC			X(11)	Cantaloupe	2050			Button Mushroom		
	Shred Lettuce			X(2)	Honeydew	500		X(10)	Medium Mushroom		1750
	Cabbage/Romaine Blend			X(1)	Watermelon #	600			Portabella Mushroom		
									12/8 oz. Mushroom		

ORDER FILLED BY

DELIV. BY

REC'D IN GOOD ORDER BY

20180523 1450 0630

TOTAL

172100

TERMS: NET CASH - A FINANCE CHARGE OF 1 1/2 % PER MONTH (18% PER YEAR) WILL BE CHARGED ON PAST DUE ACCOUNTS.
 ALL CLAIMS FOR RETURN OF GOODS MUST BE MADE WITHIN 24 HOURS AFTER RECEIPT OF MERCHANDISE.

THANK YOU

1-5003-037

VALLEY PRODUCE, INC.

P.O. BOX 11664, FRESNO, CALIFORNIA 93774
e-mail: valleypro@comcast.net

Zoo
ZOO

Sold to

PHONE (559) 237-3328
FAX (559) 237-5611

Date **5-29-18**

No. C 249762

✓	QUAN.	ITEM	PRICE	AMOUNT	✓	QUAN.	ITEM	PRICE	AMOUNT	✓	QUAN.	ITEM	PRICE	AMOUNT
		Broccoli Florets												
		BROCCOLI Crown /18ct			✓	5	EGGS 15/doz	15 ⁰⁰		✓	4	CARROTS 50#/-25#		110 ⁰⁰
✓	3	CAULIFLOWER	6 ⁰⁰		✓	1	KALE	18 ⁰⁰				Grabits 100/200 ct		
		CELERY			✓	5	LEEEKS	15 ⁰⁰				48/1# Carrot		
		CABBAGE white					CORN					Baby Carrot		
		CABBAGE red					HERBS			✓	1	Pinto Beans #100		
		CILANTRO					Basil					gal. Veg OIL		78 ⁰⁰
		SPRING MIX 3#					Chives					J. Yel. Onions		
✓	1	Endive Curly	34 ⁵⁰				Mint			✓	4	Red Onions		
		LETTUCE					Rosemary					Jumbo Sweet potato		104 ⁰⁰
✓	4	Green Leaf	74 ⁵⁰				Thyme					Potatoes		
✓	2	Red Leaf	48 ⁰⁰				Quart Yogurt	350 ⁰⁰				10/5 Russet		
✓	16	Romaine	256 ⁰⁰		✓	10	Apples Gala 10/2#	165 ⁰⁰				5/10 Russet		
		SPINACH 2 1/2 #	15 ⁰⁰		✓	6	Apples					Ctn. Russet		
		EGGPLANT					Apples Sliced 100/200			✓	8	Red Potatoes sz		
		PARSLEY Flat / Curly			✓	2	Grapefruit	270 ⁰⁰		✓	5	mixed frozen vegetable		38 ⁰⁰
✓	2	Dandelion green	55 ⁰⁰				Oranges			✓	10	YAMS (Med Jumbo)		139 ⁰⁰
		GREEN ONIONS					Lemons			✓	12	Jicama		
		RADDISH					Limes			✓	1	Acorn Squash		250 ⁰⁰
✓	10	GREEN BEANS	15 ⁰⁰		✓	2	Banana's	96 ⁰⁰		✓	1	CUCUMBERS		91 ⁰⁰
		ASPARAGUS					Raspberries			✓	1	SQUASH butternut		750 ⁰⁰
✓	1	BELL PEPPER Green	27 ⁰⁰		✓	6	Blueberries	18 ⁰⁰		✓	1	Med. I.T. Squash		20 ⁰⁰
		BELL PEPPER Red					Blackberries					Yellow Squash		
		Chili Jalapeno			✓	1	GRAPES Red	2850 ⁰⁰		✓	1	25# Turnip		21 ⁰⁰
		Chili Tomatillo			✓	2	GRAPES Lunch Bunch			✓	3	Avocado (Ripe)		330 ⁰⁰
		Chili Long Grn/Pasilla			✓	1	Kiwi	300 ⁰⁰				Avocado (Firm)		
✓	1	Turnip greens	2250 ⁰⁰		✓	2	Mango's	12 ⁰⁰				Garlic (5#Peeled)		
		Alfalfa Sprouts 1#/4oz			✓	2	Nectarines	240 ⁰⁰				Garlic -(Whole)		
		Bean Sprouts			✓	4	Papaya	22 ⁰⁰		✓	1	Beet 25		15 ⁰⁰
		Cole Slaw(white cabbage)					Peach			✓	12	TOMATOES		11 ⁰⁰
		Cabbage Shred Red			✓	1	Pear	36 ⁰⁰				ROMA TOMATOES		
✓	4	Carrot Shred 1/2" diam	480 ⁰⁰		✓	2	Pineapple	8 ⁰⁰				GRAPE TOMATOES		
		Carrot Sticks 2/4			✓	4	Plum					CHERRY TOMATOES		
		Celery Sticks 2/4					Strawberry	10 ⁰⁰		✓	2	collard green		40 ⁰⁰
		Yel. Onions Sliced/Diced					MELON			✓	2	Swiss chard		38 ⁰⁰
		Red Onions Sliced/Diced			✓	7	Cantaloupe	1750 ⁰⁰				MUSHROOMS (sliced)		
		Tossed Salad / SC			✓	2	Honeydew	8 ⁰⁰		✓	20	Button Mushroom		
		Shred Lettuce			✓	10	Watermelon #	650 ⁰⁰				Medium Mushroom		44 ⁰⁰
		Cabbage/Romaine Blend			✓	1	Cactus fruit	2950 ⁰⁰				Portabella Mushroom		
												12/8 oz. Mushroom		

ORDER FILLED BY

DELIV. BY

REC'D IN GOOD ORDER BY

TOTAL

1599.45

TERMS: NET CASH - A FINANCE CHARGE OF 1 1/2 % PER MONTH (18% PER YEAR) WILL BE CHARGED ON PAST DUE ACCOUNTS.
ALL CLAIMS FOR RETURN OF GOODS MUST BE MADE WITHIN 24 HOURS AFTER RECEIPT OF MERCHANDISE.

THANK YOU

15003-03675

VALLEY PRODUCE, INC.

P.O. BOX 11664, FRESNO, CALIFORNIA 93774
 e-mail: valleypro@comcast.net

Sold to James Chaffer Zoo Date 5/22/18
 PHONE (559) 237-3328
 FAX (559) 237-5611
No. C 250083

✓	QUAN.	ITEM	PRICE	AMOUNT	✓	QUAN.	ITEM	PRICE	AMOUNT	✓	QUAN.	ITEM	PRICE	AMOUNT	
		Broccoli Florets													
✓	(9)	BROCCOLI Crown /18ct	1350	12150	✓	(6)	EGGS 15/doz	1500	9000	✓	(3)	CARROTS (50#) 25#	2800	8400	
✓	(4)	CAULIFLOWER	800	3200								Grabits 100/200 ct			
		CELERY			✓	(30)	KALE	1700	5100			48/1# Carrot			
		CABBAGE white			✓	(5)	LEEKs	1250	6250			Baby Carrot			
		CABBAGE red			✓	(24)	CORN	1440	34560			Pinto Beans #100			
		CILANTRO					HERBS			✓	(8)	Froz Vegetables		3800	
		SPRING MIX 3#					Basil					J. Yel. Onions			
✓	2 case	Chard	1950	3900			Chives					Red Onions			
		LETTUCE					Mint			✓	(1)	FROZ CORN		475	
✓	4 case	Green Leaf	2100	8400			Rosemary					Potatoes			
✓	2 case	Red Leaf	2400	4800			Thyme					10/5 Russet			
✓	2 case	Romaine	1700	3500								5/10 Russet			
		SPINACH 2 1/2 #	200	400	✓	(6)	Apples Gala	2700	16200			Ctn. Russet			
		EGGPLANT	1000	1000			Apples					Red Potatoes ___ sz			
✓	2 case	Collard Greens	2400	4800			Apples Sliced 100/200			✓	(1)	CATUS		2650	
		PARSLEY Flat / Curly			✓	(2)	Grapefruit	200	400	✓	(5)	TAMS Med / Jumbo	2500	12500	
✓	(4)	Distilled Water #800	800	3200			Oranges					Jicama			
		GREEN ONIONS Food			✓	(2)	Lemons	120	240	✓	(1)	Curly Endive		3375	
		RADDISH					Limes			✓	(12)	CUCUMBERS 12#		900	
✓	10 #	GREEN BEANS	1500	15000	✓	(3)	Banana's	2450	7350						
		ASPARAGUS					Raspberries			✓	(1)	SQUASH Butternut		250	
✓	1 case	Jurnip Greens	2300	2300	✓	(6)	Blueberries	1800	10800	✓	(1)	Med. I.T. Squash		2800	
✓	1 case	BELL PEPPER Green	3200	3200			Blackberries			✓	(1)	Yellow Squash ACOAN		250	
		BELL PEPPER Red			✓	(1)	GRAPES Red	2900	2900	✓	(1)	Speq Squash		250	
✓	1 #	Chili Jalapeno	90	90			GRAPES Lunch Bunch			✓	(3)	Avocado (Ripe)		450	
		Chili Tomatillo			✓	(2)	Kiwi	300	600			Avocado (Firm)			
		Chili Long Grn/Pasilla			✓	(1)	Mango's	1250	1250			Garlic (5#Peeled)			
✓	2 case	Dandelion Greens	5500	11000			Nectarines					Garlic -(Whole)			
		Alfalfa Sprouts 1#/4oz			✓	(4)	Papaya	1200	4800			✓	1 Parsnip		3900
		Bean Sprouts					Peach			✓	(1)	TOMATOES		2100	
		Cole Slaw(white cabbage)					Pear					ROMA TOMATOES			
		Cabbage Shred Red			✓	(2)	Pineapple	600	1200			GRAPE TOMATOES			
		Carrot Shred / Coin					Plum					CHEERRY TOMATOES			
		Carrot Sticks 2/4			✓	(4)	Strawberry	700	2800	✓	(4)	Sweet Potato	2400	9600	
		Celery Sticks 2/4			✓	(2)	Stone fruit	600	1200	✓	(2)	Box Jello (sugar free)		450	
		Yel. Onions Sliced/Diced					MELON					MUSHROOMS (sliced)			
		Red Onions Sliced/Diced			✓	(5)	Cantaloupe	1000	5000			Button Mushroom			
		Tossed Salad / SC					Honeydew			✓	(10)	Medium Mushroom		2050	
		Shred Lettuce			✓	(1)	Watermelon #	600	600			Portabella Mushroom			
		Cabbage/Romaine Blend										12/8 oz. Mushroom			

ORDER FILLED BY

DELIV. BY

REC'D IN GOOD ORDER BY

C.O.D.

TOTAL **1717.70**

THANK YOU

TERMS: NET CASH - A FINANCE CHARGE OF 1 1/2 % PER MONTH (18% PER YEAR) WILL BE CHARGED ON PAST DUE ACCOUNTS.
 ALL CLAIMS FOR RETURN OF GOODS MUST BE MADE WITHIN 24 HOURS AFTER RECEIPT OF MERCHANDISE.

5045-030032-4800 ✓ 5003-030032-1709.70 ✓

THE HAY COMPANY
 10470 E. MCKINLEY
 SANGER, CA 93657
 (559) 251-2981

CUSTOMER P.O. NUMBER _____ DATE May 18 20 18
 NAME Cherokee Zoo
 ADDRESS _____

CITY _____
 SOLD BY _____ CASH _____ CHARGE CUSTOMER ACCOUNT # _____

QUAN.	DESCRIPTION	PRICE	AMOUNT
	Asia		
10	DAF	14.95	89.70
3	Alta	11.95	50.85
17	Donald	10.75	339.15
12	Kumuda	15.95	287.1
3	Blair (Amica)	8.95	26.85
25	DAF	14.95	373.75
4	Alta	11.95	67.80
4	Donald	10.75	79.80
24	Kumuda	15.95	382.8
3	Man Emu	14.90	59.70
5	Mad Primit (Lopwood)	26.50	132.50
5	Mad Primit (Bike)	28.90	144.50
1	Mer Chinchilla		19.50
	TOTAL		3,783.71

TERMS: Bills are due and payable on the 10th of the month. PAST DUE bills are subject to 1 1/2% interest per month. (ANNUAL RATE 18%)

INVOICE No. 248888 Rec'd By Becky

TOTAL 3,783.71
 26.85 =
 Total [2 items]
 3,756.86 T

THE HAY COMPANY
 10470 E. MCKINLEY
 SANGER, CA 93657
 (559) 251-2981

CUSTOMER P.O. NUMBER _____ DATE May 18 20 18
 NAME Cherokee Zoo
 ADDRESS _____

CITY _____
 SOLD BY _____ CASH _____ CHARGE CUSTOMER ACCOUNT # _____

QUAN.	DESCRIPTION	PRICE	AMOUNT
			10.94
			50.85 +
			15.60
			339.15 +
			287.1 +
			20.90
			26.85 +
			19.90
			373.75 +
			67.8 +
			154.00
			79.8 +
			79.90
			382.8 +
			776.00
			59.7 +
			7.95
			132.5 +
			144.5 +
			19.5 +
			10.94 +
			375.00
			15.6 +
			20.9 +
			9.9 +
			154 +
			79 +
			0.96 +
			776 +
			7.95 +
			375 +
			26.85
			5045-0300
			279.46
			TAX 279.46
			TOTAL 3783.71

TERMS: Bills are due and payable on the 10th of the month. PAST DUE bills are subject to 1 1/2% interest per month. (ANNUAL RATE 18%)

INVOICE No. 248887 Rec'd By Becky

3756.86 - straw
 5003-0318



ENERGY STATEMENT

www.pge.com/MyEnergy

RECEIVED

MAY 10 2018

BY:

Account No: 7044237853-8
Statement Date: 05/04/2018
Due Date: 05/21/2018

Service For:

FRESNO'S CHAFFEE ZOO CORPORATION
890 W BELMONT AVE
FRESNO, CA 93728

Questions about your bill?

Business Specialist available:
Mon-Fri: 7am to 6pm
1-800-468-4743
www.pge.com/MyEnergy

Local Office Address

705 P ST
FRESNO, CA 93721

Your Account Summary

Amount Due on Previous Statement	\$4,929.16
Payment(s) Received Since Last Statement	-4,929.16
Previous Unpaid Balance	\$0.00
Current Electric Charges	\$5,267.29

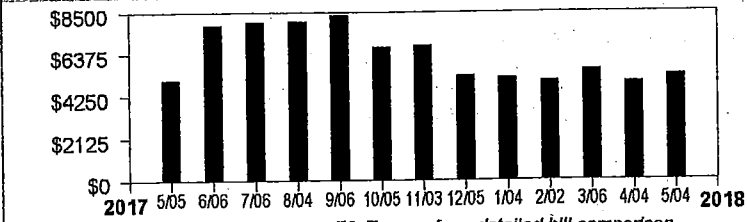
Total Amount Due by 05/21/2018

\$5,267.29

1-5191-00 0087

Electric Monthly Billing History

Daily Usage Comparison



1 Year Ago Period	Last Current Period
1135.76	1190.13
1190.13	1214.50

Electric kWh / Day

Visit www.pge.com/MyEnergy for a detailed bill comparison



ENERGY STATEMENT

www.pge.com/MyEnergy

Account No: 7044237853-8

Statement Date: 05/04/2018

Due Date: 05/21/2018

Details of Electric Charges

04/04/2018 - 05/03/2018 (30 billing days)

Service For: 890 W BELMONT AVE

Service Agreement ID: 7044237158

04/04/2018 - 05/03/2018

Rate Schedule: NEMEXPM Net Energy Metering Service

Net Charges \$5,256.72

Energy Commission Tax 10.57

Total Electric Charges \$5,267.29

Service Information

Meter # 1004578075
Total Usage 36,435.000000 kWh
Serial L
Rotating Outage Block 8H





ENERGY STATEMENT

www.pge.com/MyEnergy

Account No: 1934497681-6
Statement Date: 05/04/2018
Due Date: 05/21/2018

Service For:

FRESNO'S CHAFFEE ZOO CORPORATION
894 W BELMONT AVE
FRESNO, CA 93728

Your Account Summary

Amount Due on Previous Statement	\$6,692.88
Payment(s) Received Since Last Statement	-6,692.88
Previous Unpaid Balance	\$0.00
Current Gas Charges	\$3,809.35

Total Amount Due by 05/21/2018

\$3,809.35

Questions about your bill?

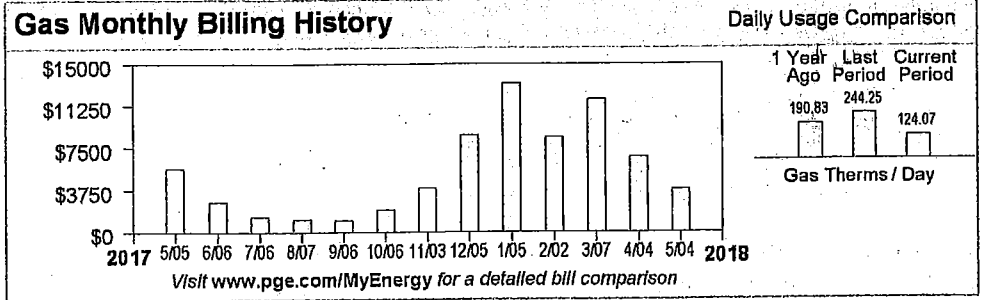
Business Specialist available:
Mon-Fri: 7am to 6pm
1-800-468-4743
www.pge.com/MyEnergy

Local Office Address

705 P ST
FRESNO, CA 93721

1-5191.00 0087

RECEIVED
MAY 09 2018
BY:



to staples or n



ENERGY STATEMENT

www.pge.com/MyEnergy

Account No: 1934497681-6
Statement Date: 05/04/2018
Due Date: 05/21/2018

Details of Gas Charges

04/05/2018 - 05/04/2018 (30 billing days)

Service For: 894 W BELMONT AVE
Service Agreement ID: 1934497465
Rate Schedule: GNR1 Gas Service to Small Commercial Customers

04/05/2018 - 04/30/2018

Customer Charge	26 days @ \$2.14936	\$55.88
Gas Charges		
First 4,000 Therms/month	3,225.733333 Therms @ \$0.96450	3,111.22
Gas PPP Surcharge (\$0.04232/Therm)		136.52
Fresno Recovery Fee		31.67

05/01/2018 - 05/04/2018

Customer Charge	4 days @ \$2.14936	\$8.60
Gas Charges		
First 4,000 Therms/month	496.266667 Therms @ \$0.88656	439.97
Gas PPP Surcharge (\$0.04232/Therm)		21.00
Fresno Recovery Fee		4.49

Total Gas Charges \$3,809.35

Service Information

Meter #	61202044
Current Meter Reading	69,802
Prior Meter Reading	67,106
Difference	2,696
Multiplier	1.380654
Total Usage	3,722.000000 Therms
Serial	L

Gas Procurement Costs (\$/Therm)

04/05/2018 - 04/30/2018	\$0.33144
05/01/2018 - 05/04/2018	\$0.25350

Additional Messages

Customer Charge To help deliver safe, reliable and affordable gas service to your business, PG&E charges a customer fee which is based on your highest average daily gas usage within the past 12 months. For the billing period ending on 01/05/2018, your highest average daily gas usage was 466.3 therms.





ENERGY STATEMENT

www.pge.com/MyEnergy

Account No: 5915064925-5

Statement Date: 05/04/2018

Due Date: 05/21/2018

RECEIVED

MAY 09 2018

Service For:

FRESNO'S CHAFFEE ZOO CORPORATION
894 W BELMONT AVE
FRESNO, CA 93728

Your Account Summary

Amount Due on Previous Statement	\$36,604.19
Payment(s) Received Since Last Statement	-36,604.19
Previous Unpaid Balance	\$0.00
Current Electric Charges	\$38,342.17

Total Amount Due by 05/21/2018

\$38,342.17 ✓

Questions about your bill?

Business Specialist available:
Mon-Fri: 7am to 6pm
1-800-468-4743
www.pge.com/MyEnergy

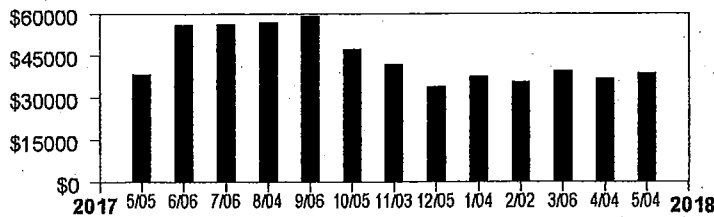
Local Office Address

705 P ST
FRESNO, CA 93721

1-5191-00 0087

Electric Monthly Billing History

Daily Usage Comparison



1 Year Ago	Last Period	Current Period
9062.78	9300.66	9019.60

Electric kWh / Day

Visit www.pge.com/MyEnergy for a detailed bill comparison



ENERGY STATEMENT

www.pge.com/MyEnergy

Account No: 5915064925-5
Statement Date: 05/04/2018
Due Date: 05/21/2018

Details of Electric Charges

04/04/2018 - 05/03/2018 (30 billing days)

Service For: 894 W BELMONT AVE
Service Agreement ID: 5915064187
Rate Schedule: E19S Medium General Demand-Metered TOU Service

04/04/2018 - 04/30/2018

Customer Charge	27 days @ \$19.71253	\$532.24
Demand Charge ¹		
Max Part Peak	504.000000 kW @ \$0.12000	54.43
Max Demand	504.000000 kW @ \$17.74000	8,046.86
Energy Charges		
Part Peak	100,340.400000 kWh @ \$0.11004	11,041.46
Off Peak	143,109.600000 kWh @ \$0.09401	13,453.73
Power Factor Adjustment (@ 93.00% Power Factor)		-97.38
Energy Commission Tax		70.60

05/01/2018 - 05/03/2018

Customer Charge	3 days @ \$19.71253	\$59.14
Demand Charge ¹		
Max Peak	470.400000 kW @ \$19.65000	924.34
Max Part Peak	460.800000 kW @ \$5.40000	248.83
Max Demand	470.400000 kW @ \$17.74000	834.49
Energy Charges		
Peak	7,881.600000 kWh @ \$0.16055	1,265.39
Part Peak	8,202.000000 kWh @ \$0.11613	952.50
Off Peak	11,054.400000 kWh @ \$0.08671	958.53
Power Factor Adjustment (@ 93.00% Power Factor)		-10.86
Energy Commission Tax		7.87

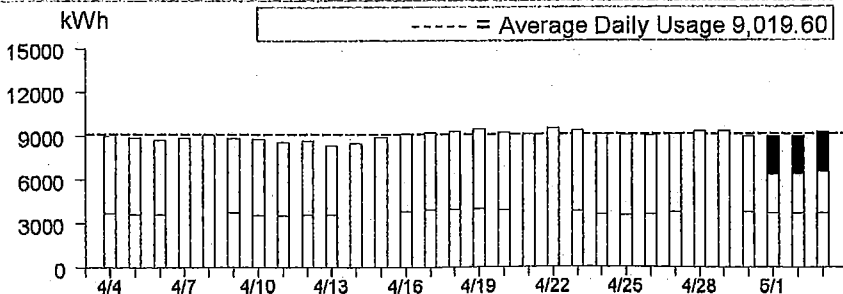
Total Electric Charges \$38,342.17

¹ Demand charges are prorated for the number of days in each rate period

Service Information

Meter #	1010078518
Total Usage	270,588.000000 kWh
Meter #	1010078518
Reactive Power	109,569.600000 kVar
Serial	L
Rotating Outage Block	8H

Electric Usage This Period: 270,588.000000 kWh, 30 billing days



	Usage	Energy Charges
■ Peak ¹	2.91%	\$1,265.39
▣ Part Peak ²	40.12%	\$11,993.96
□ Off Peak ³	56.97%	\$14,412.26

¹Peak: 5/1-10/31 12:00pm-6:00pm, M-F (except Holidays);
²Part Peak: 5/1-10/31 8:30am-12:00pm, 6:00pm-9:30pm, M-F (except Holidays); 11/1-4/30 8:30am-9:30pm, M-F (except Holidays);
³Off Peak: Year Round 9:30pm - 8:30am, M-F (except Holidays); Sat-Sun; Holidays



Yang, Maichao

From: Reyes, Becky
Sent: Wednesday, June 13, 2018 4:43 PM
To: Yang, Maichao
Subject: FW: Measure Z Operating Claim 2018-05
Attachments: Ops Claim 2018-5 6.13.18.pdf

Follow Up Flag: Follow up
Flag Status: Flagged

-----Original Message-----

From: Crosby, Catherine
Sent: Wednesday, June 13, 2018 4:10 PM
To: Reynoso, Jose <jreynoso@fresnocountyca.gov>; Reyes, Becky <BReyes@fresnocountyca.gov>; Her, Pai <paiher@fresnocountyca.gov>
Cc: Marks, Megan <mmarks@fresnocountyca.gov>; Rick Treatch <RTreatch@fresnochaffeezoo.org>; Mayra Boganwright <mboganwright@fresnochaffeezoo.org>
Subject: FW: Measure Z Operating Claim 2018-05

Good afternoon,

I have completed my review of Claim 2018-5 and all documentation, and have no comments. ✓

The 6-day Treasurer's review period ends on June 21st.

Please contact me if you have questions.

Cathy
600-4305

-----Original Message-----

From: Crosby, Catherine
Sent: Wednesday, June 13, 2018 1:14 PM
To: 'Rick Treatch' <RTreatch@fresnochaffeezoo.org>
Subject: RE: Measure Z Operating Claim 2018-05

Thank you, Rick.

Cathy
600-4305

-----Original Message-----

From: Rick Treatch <RTreatch@fresnochaffeezoo.org>
Sent: Wednesday, June 13, 2018 10:13 AM
To: Crosby, Catherine <CCrosby@fresnocountyca.gov>
Subject: Measure Z Operating Claim 2018-05

Cathy,

Attached is the corrected claim

Dr. Rick Treach, Ed. D., CPA, CGMA
Chief Financial Officer
Fresno Chaffee Zoo

894 W. Belmont Ave.

Fresno, CA 93728

Direct Line (559) 498-5916

Main Line (559) 498-5910

Fax Line (559) 485-5046

RTreach@fresnochaffeezoo.org

<https://na01.safelinks.protection.outlook.com/?url=www.fresnochaffeezoo.org&data=02%7C01%7CCrosby%40fresnocountyca.gov%7C8b9d830faf3b4fe623ce08d5d150f571%7C3ccce0182cd74123960d6cc1d47e3550%7C1%7C1%7C636645068740638803&sdata=3F6TKRMhWGbOfDW3ViRCocQ6q8Noy1mpw7ab7sECz4%3D&reserved=0>

"Fresno Chaffee Zoo inspires wonder of our natural world, provides an engaging learning environment, and creates a passion for conservation"

This e-mail and any files or document(s) transmitted with it are the property of Fresno Chaffee Zoo, are confidential and privileged, and are intended solely for the use of the individual or entity to whom this e-mail is addressed. If you are not one of the named recipient(s) or otherwise have reason to believe that you have received this message in error, please notify the sender at 559-498-5953 and delete this message immediately from your computer. Any other use, retention, dissemination, forwarding, printing, or copying of this e-mail is strictly prohibited. Thank you for your cooperation.