

## Disbursement Claim for Measure Z Funds

Disbursement Claim #: 2018-06 Claim Submission Date: 07/16/18

### Request Details

Invoice Date or Date Range (if multiple invoices)	Approved Monthly Budget Covering Invoiced Month(s)	Budget Line Item	General Ledger Account No. and Description	Amount Requested
06/01/18-06/30/18	\$ 247,309.85		Animal Dept. 12 / Salary & Benefits	\$ 271,764.53
06/01/18-06/30/18	\$ 27,956.06		Veterinary 14 / Dept. Salary & Benefits	\$ 28,810.42
06/01/18-06/30/18	\$ 35,000.00		Animal Feed 15 /	\$ 49,539.70
06/01/18-06/30/18	\$ 70,000.00		Utilities 38 /	\$ 62,429.79
			Wire Fee	\$10.00
	\$380,265.91		Subtotal	\$412,554.44
			Less Wire Fee	-\$10.00
			<b>TOTAL AMOUNT REQUESTED</b>	<b>\$412,544.44</b>

<b>271,764.53</b>	<b>+</b>
<b>28,810.42</b>	<b>+</b>
<b>49,539.7</b>	<b>+</b>
<b>62,429.79</b>	<b>+</b>
<b>10</b>	<b>=</b>
Total [5 items]	
<b>412,554.44</b>	<b>T</b>

Capital Claim contingency usage, or Operations Claim budget variance explanation:

## Fresno's Chaffee Zoo Corporation

Measure Z Operational

Reconciliation of Claims to Budget

January - December

2018

	Animal Salary	Veterinary Salary	Animal Feed	Utilities	Wire Fees	Adjustment	Claim Total
<b>2018-01</b>	\$247,412.11	\$22,021.87	\$27,000.43	\$51,083.38	\$10.00		\$347,527.79
<b>2018-02</b>	\$254,445.43	\$22,985.30	\$25,122.42	\$4,065.70	\$10.00		\$306,628.85
<b>2018-03</b>	\$364,553.94	\$31,811.11	\$32,757.32	\$59,815.00	\$10.00		\$488,947.37
<b>2018-04</b>	\$260,982.08	\$21,753.00	\$36,413.97	\$49,959.89	\$10.00		\$369,118.94
<b>2018-05</b>	\$256,240.70	\$19,511.97	\$18,481.44	\$48,108.14	\$10.00		\$342,352.25
<b>2018-06</b>	\$271,764.53	\$28,810.42	\$49,539.70	\$62,429.79	\$10.00		\$412,554.44
							\$0.00
							\$0.00
							\$0.00
							\$0.00
							\$0.00
							\$0.00
							\$0.00
							\$0.00
<b>Total</b>	<b>\$1,655,398.79</b>	<b>\$146,893.67</b>	<b>\$189,315.28</b>	<b>\$275,461.90</b>	<b>\$60.00</b>		<b>\$2,267,129.64</b>

Less wire fees: -\$60.00

**Total** **\$2,267,069.64**

2018 Budget	\$3,206,316.00	\$362,806.00	\$420,000.00	\$452,980.00	\$250.00		\$4,442,352.00
Increase to Budget	\$0.00	\$0.00	\$0.00	\$0.00	\$0.00		\$0.00
Carryover from prior yr	\$0.00	\$0.00	\$0.00	\$0.00	\$0.00		\$0.00
Spent YTD	<u>\$1,655,398.79</u>	<u>\$146,893.67</u>	<u>\$189,315.28</u>	<u>\$275,461.90</u>	<u>\$60.00</u>		<u>\$2,267,129.64</u>
Funds remaining	\$1,550,917.21	\$215,912.33	\$230,684.72	\$177,518.10	\$190.00		\$2,175,222.36

# Fresno's Chaffee Zoo Corporation

## Income Statement

June 2018

	2018 Budget	June Budget	June Measure Z	June Actual	YTD Budget	YTD Measure Z	YTD Actual
<b>REVENUE</b>							
<b>Self-Generated Revenue</b>							
Admissions							
Admissions	\$0.00	\$0.00	\$0.00	\$0.00	\$0.00	\$0.00	\$0.00
Admissions-Special Events	\$13,500.00	\$1,080.00	\$0.00	\$0.00	\$7,155.00	\$0.00	\$0.00
Admissions-Visitor Services	\$5,125,238.00	\$410,079.00	\$0.00	\$371,519.70	\$2,718,847.00	\$0.00	\$2,689,456.66
Combo Tickets - Adults	\$0.00	\$0.00	\$0.00	\$0.00	\$0.00	\$0.00	\$0.00
Combo Tickets - Child/Senior	\$0.00	\$0.00	\$0.00	\$0.00	\$0.00	\$0.00	\$0.00
Over and Under	\$0.00	\$0.00	\$0.00	\$0.00	\$0.00	\$0.00	\$0.00
Over and Under-Visitor Services	\$0.00	\$0.00	\$0.00	\$200.59	\$0.00	\$0.00	\$954.54
<b>Total Admissions</b>	<b>\$5,138,738.00</b>	<b>\$411,159.00</b>	<b>\$0.00</b>	<b>\$371,720.29</b>	<b>\$2,726,002.00</b>	<b>\$0.00</b>	<b>\$2,690,411.20</b>
Adopt an Animal							
Adopt An Animal	\$0.00	\$0.00	\$0.00	\$0.00	\$0.00	\$0.00	\$0.00
Adopt An Animal-Development	\$35,000.00	\$2,916.67	\$0.00	\$155.00	\$17,499.98	\$0.00	\$11,150.00
<b>Total Adopt an Animal</b>	<b>\$35,000.00</b>	<b>\$2,916.67</b>	<b>\$0.00</b>	<b>\$155.00</b>	<b>\$17,499.98</b>	<b>\$0.00</b>	<b>\$11,150.00</b>
Education							
After School Programs	\$0.00	\$0.00	\$0.00	\$0.00	\$0.00	\$0.00	\$0.00
After School Programs-Education	\$0.00	\$0.00	\$0.00	\$0.00	\$0.00	\$0.00	\$0.00
Annual Dues	\$0.00	\$0.00	\$0.00	\$0.00	\$0.00	\$0.00	\$0.00
Annual Dues-Education	\$0.00	\$0.00	\$0.00	\$0.00	\$0.00	\$0.00	\$0.00
Annual Dues-Volunteer	\$2,000.00	\$166.67	\$0.00	\$0.00	\$999.98	\$0.00	\$1,960.00
Camp Scholarships	\$0.00	\$0.00	\$0.00	\$0.00	\$0.00	\$0.00	\$0.00
Camp Scholarships-Education	\$0.00	\$0.00	\$0.00	\$0.00	\$0.00	\$0.00	\$0.00
Class Fees	\$0.00	\$0.00	\$0.00	\$0.00	\$0.00	\$0.00	\$0.00
Class Fees-Education	\$0.00	\$0.00	\$0.00	\$0.00	\$0.00	\$0.00	\$0.00
Class Fees-Volunteer	\$3,500.00	\$291.67	\$0.00	\$760.00	\$1,749.98	\$0.00	\$760.00
Cookbook Sales	\$0.00	\$0.00	\$0.00	\$0.00	\$0.00	\$0.00	\$0.00
Cookbook Sales-Volunteer	\$0.00	\$0.00	\$0.00	\$0.00	\$0.00	\$0.00	\$0.00
Docent Activities	\$0.00	\$0.00	\$0.00	\$0.00	\$0.00	\$0.00	\$0.00

# Fresno's Chaffee Zoo Corporation

## Income Statement

June 2018

	2018 Budget	June Budget	June Measure Z	June Actual	YTD Budget	YTD Measure Z	YTD Actual
Docent Activities-Volunteer	\$3,000.00	\$250.00	\$0.00	\$70.00	\$1,500.00	\$0.00	\$2,530.00
Education-General Income	\$0.00	\$0.00	\$0.00	\$0.00	\$0.00	\$0.00	\$0.00
Education-General Income-Education	\$0.00	\$0.00	\$0.00	\$0.00	\$0.00	\$0.00	\$0.00
Docent Fundraising Income	\$0.00	\$0.00	\$0.00	\$0.00	\$0.00	\$0.00	\$0.00
Docent Fundraising Income-Volunteer	\$0.00	\$0.00	\$0.00	\$0.00	\$0.00	\$0.00	\$0.00
Grants	\$0.00	\$0.00	\$0.00	\$0.00	\$0.00	\$0.00	\$0.00
Grants-Education	\$0.00	\$0.00	\$0.00	\$0.00	\$0.00	\$0.00	\$0.00
Junior University Income	\$0.00	\$0.00	\$0.00	\$0.00	\$0.00	\$0.00	\$0.00
Junior University Income-Education	\$0.00	\$0.00	\$0.00	\$0.00	\$0.00	\$0.00	\$0.00
Overnight Income	\$0.00	\$0.00	\$0.00	\$0.00	\$0.00	\$0.00	\$0.00
Overnight Income-Education	\$15,000.00	\$1,250.00	\$0.00	\$0.00	\$7,500.00	\$0.00	\$4,600.00
Scout Guide-Education	\$7,000.00	\$583.33	\$0.00	\$818.00	\$3,499.98	\$0.00	\$4,582.00
Service Income	\$0.00	\$0.00	\$0.00	\$0.00	\$0.00	\$0.00	\$0.00
Service Income-Education	\$0.00	\$0.00	\$0.00	\$0.00	\$0.00	\$0.00	\$0.00
Service Income-Volunteer	\$0.00	\$0.00	\$0.00	\$0.00	\$0.00	\$0.00	\$0.00
Teacher Resource Guide Income	\$0.00	\$0.00	\$0.00	\$0.00	\$0.00	\$0.00	\$0.00
Teacher Training Workshop Income	\$0.00	\$0.00	\$0.00	\$0.00	\$0.00	\$0.00	\$0.00
Teacher Training Workshop Income-Edu	\$0.00	\$0.00	\$0.00	\$0.00	\$0.00	\$0.00	\$0.00
Trip Income	\$0.00	\$0.00	\$0.00	\$0.00	\$0.00	\$0.00	\$0.00
Trip Income-Education	\$0.00	\$0.00	\$0.00	\$0.00	\$0.00	\$0.00	\$0.00
Trip Income-Volunteer	\$0.00	\$0.00	\$0.00	\$0.00	\$0.00	\$0.00	\$0.00
Uniform Income	\$0.00	\$0.00	\$0.00	\$0.00	\$0.00	\$0.00	\$0.00
Uniform Income-Volunteer	\$3,000.00	\$250.00	\$0.00	\$25.00	\$1,500.00	\$0.00	\$405.00
Wild Connections Lab Income	\$0.00	\$0.00	\$0.00	\$0.00	\$0.00	\$0.00	\$0.00
Wild Connections Lab Income-Education	\$57,000.00	\$4,750.00	\$0.00	\$722.50	\$28,500.00	\$0.00	\$38,758.42
Zoo Adventures Camp Income	\$0.00	\$0.00	\$0.00	\$0.00	\$0.00	\$0.00	\$0.00
Zoo Adventures Camp Income-Education	\$206,000.00	\$17,166.67	\$0.00	\$52,766.00	\$102,999.98	\$0.00	\$78,027.50
Zoo Boo Haunted House Income	\$0.00	\$0.00	\$0.00	\$0.00	\$0.00	\$0.00	\$0.00
Zoo Preview Income	\$0.00	\$0.00	\$0.00	\$0.00	\$0.00	\$0.00	\$0.00
Zoo Preview Income-Volunteer	\$3,000.00	\$250.00	\$0.00	\$108.00	\$1,500.00	\$0.00	\$2,077.50
Zoo School Income	\$0.00	\$0.00	\$0.00	\$0.00	\$0.00	\$0.00	\$0.00

# Fresno's Chaffee Zoo Corporation

## Income Statement

June 2018

	2018 Budget	June Budget	June Measure Z	June Actual	YTD Budget	YTD Measure Z	YTD Actual
Zoo Talks Income	\$0.00	\$0.00	\$0.00	\$0.00	\$0.00	\$0.00	\$0.00
Zoo Talks Income-Education	\$6,500.00	\$541.67	\$0.00	\$385.00	\$3,249.98	\$0.00	\$2,805.00
Zoopeteer Income	\$0.00	\$0.00	\$0.00	\$0.00	\$0.00	\$0.00	\$0.00
Zoopeteer Income-Education	\$0.00	\$0.00	\$0.00	\$0.00	\$0.00	\$0.00	\$0.00
Zoopeteer Income-Volunteer	\$0.00	\$0.00	\$0.00	\$0.00	\$0.00	\$0.00	\$0.00
Camp Scholarships-Res	\$0.00	\$0.00	\$0.00	\$0.00	\$0.00	\$0.00	\$0.00
Camp Scholarships-Res-Education	\$550.00	\$45.83	\$0.00	\$500.00	\$274.98	\$0.00	\$1,000.00
Grants-Res	\$0.00	\$0.00	\$0.00	\$0.00	\$0.00	\$0.00	\$0.00
Grants-Res-Education	\$7,000.00	\$583.33	\$0.00	\$0.00	\$3,499.98	\$0.00	\$0.00
Grants-Res-Volunteer	\$0.00	\$0.00	\$0.00	\$0.00	\$0.00	\$0.00	\$0.00
Grants-Perm	\$0.00	\$0.00	\$0.00	\$0.00	\$0.00	\$0.00	\$0.00
Tour Income	\$0.00	\$0.00	\$0.00	\$0.00	\$0.00	\$0.00	\$0.00
Tour Income-Volunteer	\$7,500.00	\$625.00	\$0.00	\$108.00	\$3,750.00	\$0.00	\$2,512.00
Tot Time Income	\$0.00	\$0.00	\$0.00	\$0.00	\$0.00	\$0.00	\$0.00
Tot Time Income-Education	\$8,500.00	\$708.33	\$0.00	\$0.00	\$4,249.98	\$0.00	\$5,719.00
Zoomobile Income	\$0.00	\$0.00	\$0.00	\$0.00	\$0.00	\$0.00	\$0.00
Zoomobile Income-Education	\$48,500.00	\$4,041.67	\$0.00	\$3,916.86	\$24,249.98	\$0.00	\$37,868.20
Behind the Scenes-Education	\$60,000.00	\$5,000.00	\$0.00	\$11,065.00	\$30,000.00	\$0.00	\$54,005.50
Facility Rental-Education	\$3,500.00	\$291.67	\$0.00	\$400.00	\$1,749.98	\$0.00	\$2,400.00
Miscellaneous Income-Education	\$0.00	\$0.00	\$0.00	\$0.00	\$0.00	\$0.00	\$0.00
Uniform-Teen Payment- Volunteer	\$0.00	\$0.00	\$0.00	\$0.00	\$0.00	\$0.00	\$0.00
Total Education	<u>\$441,550.00</u>	<u>\$36,795.84</u>	<u>\$0.00</u>	<u>\$71,644.36</u>	<u>\$220,774.80</u>	<u>\$0.00</u>	<u>\$240,010.12</u>
Food Services							
Concessions Commission	\$0.00	\$0.00	\$0.00	\$0.00	\$0.00	\$0.00	\$0.00
Concessions Commission-Administratior	\$725,050.00	\$58,004.00	\$0.00	\$65,277.49	\$384,275.00	\$0.00	\$403,140.34
Concessions Commission-Development	\$0.00	\$0.00	\$0.00	\$0.00	\$0.00	\$0.00	\$0.00
Total Food Services	<u>\$725,050.00</u>	<u>\$58,004.00</u>	<u>\$0.00</u>	<u>\$65,277.49</u>	<u>\$384,275.00</u>	<u>\$0.00</u>	<u>\$403,140.34</u>
Gift Shop							
Gift Shop Income	\$0.00	\$0.00	\$0.00	\$0.00	\$0.00	\$0.00	\$0.00

# Fresno's Chaffee Zoo Corporation

## Income Statement

June 2018

	2018 Budget	June Budget	June Measure Z	June Actual	YTD Budget	YTD Measure Z	YTD Actual
Gift Shop Commission	\$0.00	\$0.00	\$0.00	\$0.00	\$0.00	\$0.00	\$0.00
Gift Shop Commission-Administration	\$477,680.00	\$38,214.00	\$0.00	\$42,224.50	\$253,169.00	\$0.00	\$282,667.27
Total Gift Shop	\$477,680.00	\$38,214.00	\$0.00	\$42,224.50	\$253,169.00	\$0.00	\$282,667.27
Giraffe Feeding							
Giraffe Feeding Income	\$0.00	\$0.00	\$0.00	\$0.00	\$0.00	\$0.00	\$0.00
Giraffe Feeding Income-Education	\$580,040.00	\$46,403.00	\$0.00	\$52,075.00	\$307,422.00	\$0.00	\$310,705.00
Giraffe Feeding Income-Visitor Services	\$0.00	\$0.00	\$0.00	\$0.00	\$0.00	\$0.00	\$409.20
Total Giraffe Feeding	\$580,040.00	\$46,403.00	\$0.00	\$52,075.00	\$307,422.00	\$0.00	\$311,114.20
Grants/Fundraising							
Annual Fund	\$0.00	\$0.00	\$0.00	\$0.00	\$0.00	\$0.00	\$0.00
Conservation Income-Animal	\$0.00	\$0.00	\$0.00	\$0.00	\$0.00	\$0.00	\$0.00
Conservation Income-Development	\$0.00	\$0.00	\$0.00	\$541.10	\$0.00	\$0.00	\$5,677.21
Conservation Income-Education	\$0.00	\$0.00	\$0.00	\$0.00	\$0.00	\$0.00	\$0.00
Conservation Income-Veterinary	\$150.00	\$12.50	\$0.00	\$0.00	\$75.00	\$0.00	\$535.10
Conservation Income	\$0.00	\$0.00	\$0.00	\$0.00	\$0.00	\$0.00	\$0.00
Donations	\$0.00	\$0.00	\$0.00	\$0.00	\$0.00	\$0.00	\$0.00
Donations-Marketing	\$0.00	\$0.00	\$0.00	\$0.00	\$0.00	\$0.00	\$0.00
Donations-Development	\$300,000.00	\$25,000.00	\$0.00	\$12,045.92	\$150,000.00	\$0.00	\$36,997.18
Donations-Special Events	\$0.00	\$0.00	\$0.00	\$0.00	\$0.00	\$0.00	\$0.00
Donations-Education	\$300.00	\$25.00	\$0.00	\$0.00	\$150.00	\$0.00	\$647.02
Donations-Volunteer	\$0.00	\$0.00	\$0.00	\$0.00	\$0.00	\$0.00	\$0.00
In-Kind Contributions	\$0.00	\$0.00	\$0.00	\$0.00	\$0.00	\$0.00	\$0.00
In-Kind Contributions-Development	\$0.00	\$0.00	\$0.00	\$0.00	\$0.00	\$0.00	\$0.00
In-Kind Contributions - Volunteer	\$0.00	\$0.00	\$0.00	\$0.00	\$0.00	\$0.00	\$0.00
New Sea Lion Exhibit Fundraising Income	\$0.00	\$0.00	\$0.00	\$0.00	\$0.00	\$0.00	\$6.00
Annual Fund-Res	\$0.00	\$0.00	\$0.00	\$0.00	\$0.00	\$0.00	\$0.00
Conservation Income-Res-Development	\$0.00	\$0.00	\$0.00	\$3,063.00	\$0.00	\$0.00	\$3,413.00
Conservation Income-Res-Veterinary	\$0.00	\$0.00	\$0.00	\$0.00	\$0.00	\$0.00	\$0.00
Donations-Res	\$0.00	\$0.00	\$0.00	\$0.00	\$0.00	\$0.00	\$0.00

# Fresno's Chaffee Zoo Corporation

## Income Statement

June 2018

	2018 Budget	June Budget	June Measure Z	June Actual	YTD Budget	YTD Measure Z	YTD Actual
Donations-Res-Marketing	\$0.00	\$0.00	\$0.00	\$0.00	\$0.00	\$0.00	\$0.00
Donations-Res-Development	\$0.00	\$0.00	\$0.00	\$3,298.92	\$0.00	\$0.00	\$135,305.23
Donations-Res-Education	\$0.00	\$0.00	\$0.00	\$0.00	\$0.00	\$0.00	\$0.00
Donations-Res-Veterinary	\$0.00	\$0.00	\$0.00	\$0.00	\$0.00	\$0.00	\$500.00
In-Kind Contributions-Res	\$0.00	\$0.00	\$0.00	\$0.00	\$0.00	\$0.00	\$0.00
New Sea Lion Exhibit Fundraising Income	\$0.00	\$0.00	\$0.00	\$0.00	\$0.00	\$0.00	\$6.00
Donations-Perm	\$0.00	\$0.00	\$0.00	\$0.00	\$0.00	\$0.00	\$0.00
Donations-Perm-Education	\$0.00	\$0.00	\$0.00	\$0.00	\$0.00	\$0.00	\$0.00
Docent Education Fund-Perm	\$0.00	\$0.00	\$0.00	\$0.00	\$0.00	\$0.00	\$0.00
Sponsorships	\$0.00	\$0.00	\$0.00	\$500.00	\$0.00	\$0.00	\$1,500.00
Sponsorships-Development	\$0.00	\$0.00	\$0.00	\$500.00	\$0.00	\$0.00	\$25,500.00
Sponsorships-Res	\$0.00	\$0.00	\$0.00	\$0.00	\$0.00	\$0.00	\$0.00
Sponsorships-Res-Development	\$25,000.00	\$2,083.33	\$0.00	\$13,500.00	\$12,499.98	\$0.00	\$13,500.00
Pay Loader Kiddie Ride-Development	\$0.00	\$0.00	\$0.00	\$0.00	\$0.00	\$0.00	\$0.00
Pay Loader Ride-Africa-Res-Development	\$0.00	\$0.00	\$0.00	\$0.00	\$0.00	\$0.00	\$206.71
Total Grants/Fundraising	<u>\$325,450.00</u>	<u>\$27,120.83</u>	<u>\$0.00</u>	<u>\$33,448.94</u>	<u>\$162,724.98</u>	<u>\$0.00</u>	<u>\$223,793.45</u>
Group Event/Facility Rental							
Facility Rental	\$0.00	\$0.00	\$0.00	\$0.00	\$0.00	\$0.00	\$0.00
Facility Rental-Special Events	\$575,000.00	\$47,916.66	\$0.00	\$54,582.05	\$287,499.96	\$0.00	\$312,623.35
Total Group Event/Facility Rental	<u>\$575,000.00</u>	<u>\$47,916.66</u>	<u>\$0.00</u>	<u>\$54,582.05</u>	<u>\$287,499.96</u>	<u>\$0.00</u>	<u>\$312,623.35</u>
Membership							
Corporate Membership	\$0.00	\$0.00	\$0.00	\$0.00	\$0.00	\$0.00	\$0.00
Membership Income	\$0.00	\$0.00	\$0.00	\$0.00	\$0.00	\$0.00	\$0.00
Membership Income-Membership	\$1,337,750.00	\$111,479.17	\$0.00	\$134,739.00	\$668,874.98	\$0.00	\$878,619.07
Total Membership	<u>\$1,337,750.00</u>	<u>\$111,479.17</u>	<u>\$0.00</u>	<u>\$134,739.00</u>	<u>\$668,874.98</u>	<u>\$0.00</u>	<u>\$878,619.07</u>
Special Events							
Boutique Sales	\$0.00	\$0.00	\$0.00	\$0.00	\$0.00	\$0.00	\$0.00
Corporate Tent Income	\$0.00	\$0.00	\$0.00	\$0.00	\$0.00	\$0.00	\$0.00

# Fresno's Chaffee Zoo Corporation

## Income Statement

June 2018

	2018 Budget	June Budget	June Measure Z	June Actual	YTD Budget	YTD Measure Z	YTD Actual
Exhibitor Booth Income	\$0.00	\$0.00	\$0.00	\$0.00	\$0.00	\$0.00	\$0.00
Exhibitor Booth Income-Special Events	\$9,000.00	\$0.00	\$0.00	\$0.00	\$0.00	\$0.00	\$300.00
Raffle Ticket Income	\$0.00	\$0.00	\$0.00	\$0.00	\$0.00	\$0.00	\$0.00
Raffle Ticket Income-Special Events	\$0.00	\$0.00	\$0.00	\$0.00	\$0.00	\$0.00	\$0.00
Santa Photo-Special Events	\$0.00	\$0.00	\$0.00	\$0.00	\$0.00	\$0.00	\$0.00
Script Sales	\$0.00	\$0.00	\$0.00	\$0.00	\$0.00	\$0.00	\$0.00
Script Sales-Special Events	\$8,500.00	\$0.00	\$0.00	\$0.00	\$0.00	\$0.00	\$0.00
Auction Income	\$0.00	\$0.00	\$0.00	\$0.00	\$0.00	\$0.00	\$0.00
Auction Income-Special Events	\$25,000.00	\$0.00	\$0.00	\$0.00	\$0.00	\$0.00	\$0.00
Special Event Income	\$0.00	\$0.00	\$0.00	\$0.00	\$0.00	\$0.00	\$0.00
Special Event Income-Special Events	\$595,350.00	\$0.00	\$0.00	\$0.00	\$52,000.00	\$0.00	\$69,954.50
ZooLights 3D Glasses Income-Special Ev	\$4,500.00	\$0.00	\$0.00	\$0.00	\$0.00	\$0.00	\$0.00
Special Event Income-Res	\$0.00	\$0.00	\$0.00	\$0.00	\$0.00	\$0.00	\$0.00
Sponsorships-Special Events	\$0.00	\$0.00	\$0.00	\$0.00	\$0.00	\$0.00	\$0.00
Sponsorships-Education	\$0.00	\$0.00	\$0.00	\$0.00	\$0.00	\$0.00	\$0.00
Sponsorships-Res-Special Events	\$90,500.00	\$1,000.00	\$0.00	\$3,000.00	\$15,000.00	\$0.00	\$8,000.00
Sponsorships-Res-Education	\$0.00	\$0.00	\$0.00	\$0.00	\$0.00	\$0.00	\$0.00
<b>Total Special Events</b>	<b>\$732,850.00</b>	<b>\$1,000.00</b>	<b>\$0.00</b>	<b>\$3,000.00</b>	<b>\$67,000.00</b>	<b>\$0.00</b>	<b>\$78,254.50</b>
<b>Stingray Exhibit</b>							
Stingray Admissions	\$0.00	\$0.00	\$0.00	\$0.00	\$0.00	\$0.00	\$0.00
Stingray Admissions-Education	\$298,550.00	\$23,884.00	\$0.00	\$24,129.00	\$158,231.50	\$0.00	\$158,477.00
Stingray Admissions-Visitor Services	\$0.00	\$0.00	\$0.00	\$0.00	\$0.00	\$0.00	\$0.00
Stingray Feeding Income	\$0.00	\$0.00	\$0.00	\$0.00	\$0.00	\$0.00	\$0.00
Stingray Feeding Income-Education	\$42,650.00	\$3,412.00	\$0.00	\$3,779.00	\$22,604.50	\$0.00	\$18,798.00
Stingray Feeding Income-Visitor Services	\$0.00	\$0.00	\$0.00	\$0.00	\$0.00	\$0.00	\$0.00
<b>Total Stingray Exhibit</b>	<b>\$341,200.00</b>	<b>\$27,296.00</b>	<b>\$0.00</b>	<b>\$27,908.00</b>	<b>\$180,836.00</b>	<b>\$0.00</b>	<b>\$177,275.00</b>
<b>Other</b>							
Biofacts	\$0.00	\$0.00	\$0.00	\$0.00	\$0.00	\$0.00	\$0.00
Elephant Painting Income	\$0.00	\$0.00	\$0.00	\$0.00	\$0.00	\$0.00	\$0.00



# Fresno's Chaffee Zoo Corporation

## Income Statement

June 2018

	2018 Budget	June Budget	June Measure Z	June Actual	YTD Budget	YTD Measure Z	YTD Actual
Enrichment Income	\$0.00	\$0.00	\$0.00	\$0.00	\$0.00	\$0.00	\$0.00
Fundraising Pins Income-Development	\$0.00	\$0.00	\$0.00	\$0.00	\$0.00	\$0.00	\$5.00
Orang Research Income	\$0.00	\$0.00	\$0.00	\$0.00	\$0.00	\$0.00	\$0.00
Photography Lab Income	\$0.00	\$0.00	\$0.00	\$0.00	\$0.00	\$0.00	\$0.00
Poster Income-Development	\$0.00	\$0.00	\$0.00	\$0.00	\$0.00	\$0.00	\$0.00
Sales of Animals	\$0.00	\$0.00	\$0.00	\$0.00	\$0.00	\$0.00	\$0.00
Sales of Animals-Animals	\$0.00	\$0.00	\$0.00	\$0.00	\$0.00	\$0.00	\$0.00
Special Project Income	\$0.00	\$0.00	\$0.00	\$0.00	\$0.00	\$0.00	\$0.00
Zoo Career Workshop Income	\$0.00	\$0.00	\$0.00	\$0.00	\$0.00	\$0.00	\$0.00
Interfund Transfer	\$0.00	\$0.00	\$0.00	\$0.00	\$0.00	\$0.00	(\$25.00)
Net Assets Released from Restrictions	\$0.00	\$0.00	\$0.00	\$0.00	\$0.00	\$0.00	\$0.00
Enrichment Income-Res-Development	\$0.00	\$0.00	\$0.00	\$0.00	\$140.00	\$0.00	\$12,065.00
Fundraising Pins Income-Res-Development	\$0.00	\$0.00	\$0.00	\$0.00	\$5.00	\$0.00	\$20.00
Orang Research Income-Res	\$0.00	\$0.00	\$0.00	\$0.00	\$0.00	\$0.00	\$0.00
Special Project Income-Res	\$0.00	\$0.00	\$0.00	\$0.00	\$0.00	\$0.00	\$0.00
Interfund Transfer-Res	\$0.00	\$0.00	\$0.00	\$0.00	\$0.00	\$0.00	\$325.00
Net Assets Released from Restrictions-Res	\$0.00	\$0.00	\$0.00	\$0.00	\$0.00	\$0.00	\$0.00
Interfund Transfer-Perm	\$0.00	\$0.00	\$0.00	\$0.00	\$0.00	\$0.00	\$0.00
Net Assets Released from Restrictions-Per	\$0.00	\$0.00	\$0.00	\$0.00	\$0.00	\$0.00	\$0.00
Miscellaneous Income	\$20,000.00	\$1,666.67	\$0.00	\$8,576.63	\$9,999.98	\$0.00	\$8,576.63
Miscellaneous Income-Visitor Services	\$0.00	\$0.00	\$0.00	\$0.00	\$0.00	\$0.00	\$0.00
Miscellaneous Income-Human Resource:	\$0.00	\$0.00	\$0.00	\$0.00	\$0.00	\$0.00	\$12.80
Airbrush Tattoo Income	\$0.00	\$0.00	\$0.00	\$0.00	\$0.00	\$0.00	\$0.00
ATM Income	\$1,500.00	\$125.00	\$0.00	\$134.00	\$750.00	\$0.00	\$666.50
ATM Income-Administration	\$0.00	\$0.00	\$0.00	\$0.00	\$0.00	\$0.00	\$0.00
Parking Passes	\$0.00	\$0.00	\$0.00	\$0.00	\$0.00	\$0.00	\$0.00
Penny Press Income	\$14,000.00	\$1,166.67	\$0.00	\$0.00	\$6,999.98	\$0.00	\$3,885.50
Penny Press Income-Administration	\$0.00	\$0.00	\$0.00	\$0.00	\$0.00	\$0.00	\$0.00
Photo Machine Income	\$11,000.00	\$916.67	\$0.00	\$1,021.30	\$5,499.98	\$0.00	\$5,024.31
Photo Machine Income-Administration	\$0.00	\$0.00	\$0.00	\$0.00	\$0.00	\$0.00	\$0.00
Photo/Video Income-Marketing	\$0.00	\$0.00	\$0.00	\$0.00	\$0.00	\$0.00	\$0.00

# Fresno's Chaffee Zoo Corporation

## Income Statement

June 2018

	2018 Budget	June Budget	June Measure Z	June Actual	YTD Budget	YTD Measure Z	YTD Actual
Zoo Book Sales	\$0.00	\$0.00	\$0.00	\$0.00	\$0.00	\$0.00	\$0.00
Zoo Key Sales	\$0.00	\$0.00	\$0.00	\$0.00	\$0.00	\$0.00	\$0.00
Pay Loader Kiddie Ride	\$0.00	\$0.00	\$0.00	\$0.00	\$0.00	\$0.00	\$0.00
Vending Commission-Administration	\$37,500.00	\$3,000.00	\$0.00	\$26,737.62	\$19,875.00	\$0.00	\$31,936.92
Camel Rides							
Camel Rides	\$0.00	\$0.00	\$0.00	\$0.00	\$0.00	\$0.00	\$0.00
Total Camel Rides	\$0.00	\$0.00	\$0.00	\$0.00	\$0.00	\$0.00	\$0.00
Stroller/Wheelchair Rental							
Stroller/Wheelchair Rental Income	\$0.00	\$0.00	\$0.00	\$0.00	\$0.00	\$0.00	\$0.00
Total Stroller/Wheelchair Rental	\$0.00	\$0.00	\$0.00	\$0.00	\$0.00	\$0.00	\$0.00
Total Other	\$84,000.00	\$6,875.01	\$0.00	\$36,614.55	\$43,124.94	\$0.00	\$61,892.66
<b>Total Self-Generated Revenue</b>	<b>\$10,794,308.00</b>	<b>\$815,180.18</b>	<b>\$0.00</b>	<b>\$893,389.18</b>	<b>\$5,319,203.64</b>	<b>\$0.00</b>	<b>\$5,670,951.16</b>
<b>TOTAL REVENUE</b>	<b>\$10,794,308.00</b>	<b>\$815,180.18</b>	<b>\$0.00</b>	<b>\$893,389.18</b>	<b>\$5,319,203.64</b>	<b>\$0.00</b>	<b>\$5,670,951.16</b>

### EXPENSES

#### Personnel Expenses

##### Administration

Benefits-General	\$0.00	\$0.00	\$0.00	\$0.00	\$0.00	\$0.00	\$0.00
Benefits-Administration	\$130,004.14	\$9,864.71	\$0.00	\$17,950.20	\$64,119.32	\$0.00	\$67,632.87
Payroll Taxes	\$0.00	\$0.00	\$0.00	\$0.00	\$0.00	\$0.00	\$0.00
Payroll Taxes-Administration	\$64,335.41	\$4,881.77	\$0.00	\$4,748.81	\$31,730.86	\$0.00	\$30,640.53
Retirement Contribution-General	\$0.00	\$0.00	\$0.00	\$0.00	\$0.00	\$0.00	\$0.00
Retirement Contribution-Administration	\$18,082.91	\$1,372.13	\$0.00	\$1,068.00	\$8,918.67	\$0.00	\$7,454.15
Salaries-General	\$0.00	\$0.00	\$0.00	\$0.00	\$0.00	\$0.00	\$0.00
Salaries-Administration	\$885,444.24	\$67,187.51	\$0.00	\$62,363.58	\$436,709.96	\$0.00	\$403,346.84
Workers Comp-General	\$0.00	\$0.00	\$0.00	\$0.00	\$0.00	\$0.00	\$0.00
Workers Comp-Administration	\$5,675.31	\$430.64	\$0.00	(\$2,858.94)	\$2,799.11	\$0.00	(\$686.92)

# Fresno's Chaffee Zoo Corporation

## Income Statement

June 2018

✓ Ties to General Ledger

	2018 Budget	June Budget	June Measure Z	June Actual	YTD Budget	YTD Measure Z	YTD Actual
Total Administration	\$1,103,542.01	\$83,736.76	\$0.00	\$83,271.65	\$544,277.92	\$0.00	\$508,387.47
Animal							
Benefits-Animal	\$390,431.59	\$30,063.23	✓ \$68,843.28	\$68,843.28	\$195,215.78	\$245,759.40	\$245,759.40
Payroll Taxes-Animal	\$174,076.55	\$13,403.89	✓ \$13,640.71	\$13,640.71	\$87,038.25	\$90,485.58	\$90,485.58
Retirement Contribution-Animal	\$52,887.12	\$4,072.31	✓ \$4,758.83	\$4,758.83	\$26,443.55	\$32,605.30	\$32,605.30
Salaries-Animal	\$2,397,736.52	\$184,772.04	✓ \$179,359.08	\$179,359.08	\$1,197,915.31	\$1,189,786.19	\$1,189,786.19
Workers Comp-Animal	\$194,784.22	\$14,998.38	✓ \$5,162.63	\$5,162.63	\$97,392.09	\$96,762.32	\$96,762.32
Total Animal	\$3,209,916.00	\$247,309.85	\$271,764.53	2/ \$271,764.53	\$1,604,004.98	\$1,655,398.79	\$1,655,398.79
Education							
Benefits-Education	\$74,068.36	\$5,703.26	\$0.00	\$17,331.51	\$37,034.16	\$0.00	\$53,900.58
Benefits-Volunteer	\$0.00	\$0.00	\$0.00	\$0.00	\$0.00	\$0.00	\$0.00
Payroll Taxes-Education	\$67,653.89	\$5,209.35	\$0.00	\$5,911.87	\$33,826.94	\$0.00	\$33,534.43
Payroll Taxes-Volunteer	\$0.00	\$0.00	\$0.00	\$0.00	\$0.00	\$0.00	\$0.00
Retirement Contribution-Education	\$9,511.43	\$732.38	\$0.00	\$819.18	\$4,755.71	\$0.00	\$4,511.20
Salaries-Education	\$749,089.21	\$57,679.87	\$0.00	\$77,461.39	\$374,544.60	\$0.00	\$430,251.09
Salaries-Volunteer	\$0.00	\$0.00	\$0.00	\$0.00	\$0.00	\$0.00	\$0.00
Workers Comp-Education	\$60,881.11	\$4,687.85	\$0.00	\$2,702.82	\$30,440.53	\$0.00	\$31,053.83
Workers Comp-Volunteer	\$0.00	\$0.00	\$0.00	\$32,362.00	\$0.00	\$0.00	\$0.00
Total Education	\$961,204.00	\$74,012.71	\$0.00	\$136,588.77	\$480,601.94	\$0.00	\$553,251.13
Maintenance/Horticulture							
Benefits-Maintenance	\$93,353.70	\$7,188.23	\$0.00	\$15,695.78	\$46,676.83	\$0.00	\$58,685.44
Benefits-Horticulture	\$58,480.33	\$4,502.99	\$0.00	\$8,390.13	\$29,240.14	\$0.00	\$30,487.66
Payroll Taxes-Maintenance	\$33,461.66	\$2,576.55	\$0.00	\$2,629.88	\$16,730.82	\$0.00	\$15,310.43
Payroll Taxes-Horticulture	\$18,563.36	\$1,429.38	\$0.00	\$889.44	\$9,281.67	\$0.00	\$7,980.65
Retirement Contribution-Maintenance	\$5,011.40	\$385.88	\$0.00	\$728.30	\$2,505.69	\$0.00	\$4,562.52
Retirement Contribution-Horticulture	\$4,457.29	\$343.21	\$0.00	\$114.62	\$2,228.64	\$0.00	\$1,273.43
Salaries-Maintenance	\$393,266.43	\$30,281.52	\$0.00	\$34,476.91	\$196,633.19	\$0.00	\$200,737.14
Salaries-Horticulture	\$247,411.43	\$19,050.68	\$0.00	\$11,626.47	\$123,705.71	\$0.00	\$104,322.44

<b>68,843.28</b>	<b>+</b>
<b>13,640.71</b>	<b>+</b>
<b>4,758.83</b>	<b>+</b>
<b>179,359.08</b>	<b>+</b>
<b>5,162.63</b>	<b>=</b>
Total [5 items]	
<b>271,764.53</b>	<b>T</b>

# Fresno's Chaffee Zoo Corporation

## Income Statement

June 2018

	2018 Budget	June Budget	June Measure Z	June Actual	YTD Budget	YTD Measure Z	YTD Actual
Workers Comp-Maintenance	\$31,791.81	\$2,447.97	\$0.00	\$1,123.77	\$15,895.90	\$0.00	\$16,741.34
Workers Comp-Horticulture	\$21,087.59	\$1,623.74	\$0.00	\$106.18	\$10,543.77	\$0.00	\$8,699.54
Total Maintenance/Horticulture	<u>\$906,885.00</u>	<u>\$69,830.15</u>	<u>\$0.00</u>	<u>\$75,781.48</u>	<u>\$453,442.36</u>	<u>\$0.00</u>	<u>\$448,800.59</u>
Mem/Dev/Marketing							
Benefits-Marketing	\$30,279.06	\$2,331.49	\$0.00	\$1,285.08	\$15,139.52	\$0.00	\$5,248.80
Benefits-Membership	\$15,112.98	\$1,163.70	\$0.00	\$1,851.81	\$7,556.49	\$0.00	\$6,494.14
Benefits-Development	\$19,252.17	\$1,482.42	\$0.00	\$2,893.71	\$9,626.07	\$0.00	\$10,642.70
Benefits-Special Event	\$32,800.31	\$2,525.62	\$0.00	\$5,035.05	\$16,400.14	\$0.00	\$14,478.05
Payroll Taxes-Marketing	\$10,362.04	\$797.88	\$0.00	\$784.51	\$5,181.01	\$0.00	\$4,928.28
Payroll Taxes-Membership	\$8,357.74	\$643.55	\$0.00	\$698.45	\$4,178.85	\$0.00	\$4,785.31
Payroll Taxes-Development	\$8,336.95	\$641.95	\$0.00	\$699.44	\$4,168.45	\$0.00	\$4,282.00
Payroll Taxes-Special Events	\$18,358.32	\$1,413.59	\$0.00	\$1,697.94	\$9,179.16	\$0.00	\$11,178.55
Retirement Contribution-Marketing	\$4,383.69	\$337.54	\$0.00	\$334.35	\$2,191.82	\$0.00	\$2,069.49
Retirement Contribution-Membership	\$3,985.10	\$306.85	\$0.00	\$276.13	\$1,992.54	\$0.00	\$1,700.92
Retirement Contribution-Development	\$3,947.33	\$303.94	\$0.00	\$400.94	\$1,973.64	\$0.00	\$2,320.51
Retirement Contribution-Special Event	\$2,842.25	\$218.85	\$0.00	\$246.17	\$1,421.11	\$0.00	\$2,367.92
Salaries-Marketing	\$140,211.85	\$10,796.31	\$0.00	\$10,254.11	\$70,105.91	\$0.00	\$64,417.39
Salaries-Membership	\$112,501.84	\$8,662.64	\$0.00	\$9,134.38	\$56,250.91	\$0.00	\$62,572.26
Salaries-Development	\$118,968.03	\$9,160.54	\$0.00	\$9,280.14	\$59,484.01	\$0.00	\$56,812.14
Salaries-Special Events	\$252,426.24	\$19,436.82	\$0.00	\$22,048.50	\$126,213.12	\$0.00	\$142,086.04
Workers Comp-Marketing	\$1,208.44	\$93.05	\$0.00	(\$530.22)	\$604.22	\$0.00	(\$108.68)
Workers Comp-Membership	\$697.57	\$53.71	\$0.00	(\$461.77)	\$348.77	\$0.00	(\$49.28)
Workers Comp-Development	\$701.20	\$53.99	\$0.00	(\$493.96)	\$350.59	\$0.00	(\$154.83)
Workers Comp-Special Events	\$20,558.68	\$1,583.02	\$0.00	\$167.50	\$10,279.33	\$0.00	\$10,479.41
Total Mem/Dev/Marketing	<u>\$805,291.79</u>	<u>\$62,007.46</u>	<u>\$0.00</u>	<u>\$65,602.26</u>	<u>\$402,645.66</u>	<u>\$0.00</u>	<u>\$406,551.12</u>
Operations							
Benefits-Operations	\$14,322.00	\$1,102.79	\$0.00	\$2,147.08	\$7,160.98	\$0.00	\$7,923.98
Payroll Taxes-Operations	\$6,061.47	\$466.73	\$0.00	\$433.36	\$3,030.72	\$0.00	\$2,798.44
Retirement Contribution-Operations	\$3,323.31	\$255.89	\$0.00	\$233.66	\$1,661.63	\$0.00	\$1,509.25

# Fresno's Chaffee Zoo Corporation

## Income Statement

June 2018

✓ Ties to General Ledger

	2018 Budget	June Budget	June Measure Z	June Actual	YTD Budget	YTD Measure Z	YTD Actual
Salaries-Operations	\$87,419.01	\$6,731.26	\$0.00	\$5,754.88	\$43,709.49	\$0.00	\$37,173.85
Workers Comp-Operations	\$7,108.21	\$547.33	\$0.00	\$180.67	\$3,554.09	\$0.00	\$3,127.24
<b>Total Operations</b>	<b>\$118,234.00</b>	<b>\$9,104.00</b>	<b>\$0.00</b>	<b>\$8,749.65</b>	<b>\$59,116.91</b>	<b>\$0.00</b>	<b>\$52,532.76</b>
<b>Veterinary</b>							
Benefits-Veterinary	\$43,407.26	\$3,342.36	✓ \$9,612.00	\$9,612.00	\$21,703.63	\$25,659.64	\$25,659.64
Payroll Taxes-Veterinary	\$21,768.44	\$1,676.17	✓ \$1,307.64	\$1,307.64	\$10,884.22	\$8,090.11	\$8,090.11
Retirement Contribution-Veterinary	\$6,663.95	\$533.12	✓ \$377.86	\$377.86	\$3,165.36	\$2,397.60	\$2,397.60
Salaries-Veterinary	\$267,558.73	\$20,602.02	✓ \$17,180.05	\$17,180.05	\$133,779.35	\$102,302.35	\$102,302.35
Workers Comp-Veterinary	\$23,407.62	\$1,802.39	✓ \$332.87	\$332.87	\$11,703.79	\$8,443.97	\$8,443.97
<b>Total Veterinary</b>	<b>\$362,806.00</b>	<b>\$27,956.06</b>	<b>\$28,810.42</b>	<b>\$28,810.42</b>	<b>\$181,236.35</b>	<b>\$146,893.67</b>	<b>\$146,893.67</b>
<b>Visitor Services</b>							
Benefits-Security	\$39,341.51	\$3,029.30	\$0.00	\$4,250.00	\$19,670.74	\$0.00	\$12,854.59
Benefits-Visitor Services	\$24,491.99	\$1,885.88	\$0.00	\$8,988.30	\$12,245.98	\$0.00	\$32,542.81
Payroll Taxes-Security	\$44,777.56	\$3,447.87	\$0.00	\$1,740.91	\$22,388.77	\$0.00	\$10,248.89
Payroll Taxes-Visitor Services	\$14,875.56	\$1,145.42	\$0.00	\$2,291.14	\$7,437.77	\$0.00	\$14,721.97
Retirement Contribution-Security	\$5,770.11	\$444.30	\$0.00	\$294.67	\$2,885.05	\$0.00	\$1,499.00
Retirement Contribution-Visitor Services	\$2,942.64	\$226.58	\$0.00	\$433.34	\$1,471.30	\$0.00	\$2,706.96
Salaries-Security	\$414,469.10	\$31,914.12	\$0.00	\$22,761.02	\$207,234.55	\$0.00	\$134,054.45
Salaries-Visitor Services	\$204,007.41	\$15,708.57	\$0.00	\$30,215.45	\$102,003.70	\$0.00	\$193,303.41
Workers Comp-Security	\$34,829.61	\$2,681.88	\$0.00	\$771.20	\$17,414.80	\$0.00	\$10,923.50
Workers Comp-Visitor Services	\$16,851.53	\$1,297.57	\$0.00	\$1,184.58	\$8,425.75	\$0.00	\$16,231.31
<b>Total</b>	<b>\$802,357.02</b>	<b>\$61,781.49</b>	<b>\$0.00</b>	<b>\$72,930.61</b>	<b>\$401,178.41</b>	<b>\$0.00</b>	<b>\$429,086.89</b>
<b>Total Personnel Expenses</b>	<b>\$8,270,235.82</b>	<b>\$635,738.48</b>	<b>\$300,574.95</b>	<b>\$743,499.37</b>	<b>\$4,126,504.53</b>	<b>\$1,802,292.46</b>	<b>\$4,200,902.42</b>
<b>Other Expenses</b>							
<b>Advertising</b>							
Advertising	\$0.00	\$0.00	\$0.00	\$0.00	\$0.00	\$0.00	\$0.00
Advertising-Marketing	\$375,600.00	\$31,300.00	\$0.00	\$20,609.82	\$187,800.00	\$0.00	\$79,425.47
Advertising-Membership	\$900.00	\$75.00	\$0.00	\$0.00	\$450.00	\$0.00	\$394.25

9,612	+
1,307.64	+
377.86	+
17,180.05	+
332.87	=
Total [5 items]	
28,810.42	T

# Fresno's Chaffee Zoo Corporation

## Income Statement

June 2018

✓ Ties to General Ledger

	2018 Budget	June Budget	June Measure Z	June Actual	YTD Budget	YTD Measure Z	YTD Actual
Advertising-Development	\$1,600.00	\$133.33	\$0.00	\$0.00	\$799.98	\$0.00	\$0.00
Advertising-Education	\$9,000.00	\$750.00	\$0.00	\$1,000.00	\$4,500.00	\$0.00	\$4,712.00
Advertising-Visitor Services	\$0.00	\$0.00	\$0.00	\$0.00	\$0.00	\$0.00	\$0.00
Advertising-Administration	\$1,200.00	\$100.00	\$0.00	\$0.00	\$600.00	\$0.00	\$0.00
Advertising-Information Technology	\$0.00	\$0.00	\$0.00	\$0.00	\$0.00	\$0.00	\$0.00
<b>Total Advertising</b>	<b>\$388,300.00</b>	<b>\$32,358.33</b>	<b>\$0.00</b>	<b>\$21,609.82</b>	<b>\$194,149.98</b>	<b>\$0.00</b>	<b>\$84,531.72</b>
<b>Animal Services</b>							
Animal Acquisitions	\$0.00	\$0.00	\$0.00	\$0.00	\$0.00	\$0.00	\$0.00
Animal Acquisitions-Animal	\$7,000.00	\$539.00	\$0.00	\$0.00	\$3,500.00	\$0.00	\$0.00
Animal Acquisitions-Education	\$0.00	\$0.00	\$0.00	\$0.00	\$0.00	\$0.00	\$0.00
Animal Enrichments	\$0.00	\$0.00	\$0.00	\$0.00	\$0.00	\$0.00	\$0.00
Animal Enrichments-Animal	\$7,000.00	\$583.33	\$0.00	\$30.89	\$3,499.98	\$0.00	\$3,906.78
Animal Feed	\$0.00	\$0.00	\$0.00	\$0.00	\$0.00	\$0.00	\$0.00
Animal Feed-Animal	\$420,000.00	\$35,000.00	\$49,539.70	\$49,539.70	\$210,000.00	\$189,315.28	\$189,315.28
Animal Feed-Education	\$20,000.00	\$1,666.67	\$0.00	\$3,573.51	\$9,999.98	\$0.00	\$10,534.10
Animal Shipping (Only)	\$0.00	\$0.00	\$0.00	\$0.00	\$0.00	\$0.00	\$0.00
Animal Shipping-Animal	\$105,000.00	\$5,000.00	\$0.00	\$2,224.51	\$71,500.00	\$0.00	\$17,025.20
Antivenin	\$0.00	\$0.00	\$0.00	\$0.00	\$0.00	\$0.00	\$0.00
Antivenin-Animal	\$3,000.00	\$250.00	\$0.00	\$0.00	\$1,500.00	\$0.00	\$43.27
<b>Total Animal Services</b>	<b>\$562,000.00</b>	<b>\$43,039.00</b>	<b>\$49,539.70</b>	<b>\$55,368.61</b>	<b>\$299,999.96</b>	<b>\$189,315.28</b>	<b>\$220,824.63</b>
<b>Community Support</b>							
Community Support	\$75,000.00	\$6,250.00	\$0.00	\$0.00	\$37,500.00	\$0.00	\$0.00
<b>Total</b>	<b>\$75,000.00</b>	<b>\$6,250.00</b>	<b>\$0.00</b>	<b>\$0.00</b>	<b>\$37,500.00</b>	<b>\$0.00</b>	<b>\$0.00</b>
<b>Computer/Software</b>							
Computer Maint Agrmt	\$2,600.00	\$216.67	\$0.00	\$428.50	\$1,299.98	\$0.00	\$428.50
Computer Maint Agrmt-Maintenance	\$6,500.00	\$541.67	\$0.00	\$0.00	\$3,249.98	\$0.00	\$0.00
Computer Maint Agrmt-Animals	\$0.00	\$0.00	\$0.00	\$0.00	\$0.00	\$0.00	\$0.00
Computer Maint Agrmt-Marketing	\$0.00	\$0.00	\$0.00	\$2,400.00	\$0.00	\$0.00	\$2,800.00

# Fresno's Chaffee Zoo Corporation

## Income Statement

June 2018

	2018 Budget	June Budget	June Measure Z	June Actual	YTD Budget	YTD Measure Z	YTD Actual
Computer Maint Agrmt-Membership	\$10,600.00	\$883.33	\$0.00	\$196.00	\$5,299.98	\$0.00	\$980.00
Computer Maint Agrmt-Education	\$4,200.00	\$350.00	\$0.00	\$261.32	\$2,100.00	\$0.00	\$1,306.60
Computer Maint Agrmt-Volunteer	\$0.00	\$0.00	\$0.00	\$0.00	\$0.00	\$0.00	\$0.00
Computer Maint Agrmt-Security	\$0.00	\$0.00	\$0.00	\$0.00	\$0.00	\$0.00	\$0.00
Computer Maint Agrmt-Visitor Services	\$20,000.00	\$1,666.67	\$0.00	\$653.32	\$9,999.98	\$0.00	\$4,442.57
Computer Maint Agrmt-Administration	\$8,750.00	\$729.17	\$0.00	\$1,135.14	\$4,374.98	\$0.00	\$6,810.84
Computer Maint Agrmt-Human Resourc	\$6,000.00	\$500.00	\$0.00	\$5,000.00	\$3,000.00	\$0.00	\$6,650.00
Computer Maint Agrmt-Finance	\$0.00	\$0.00	\$0.00	\$0.00	\$0.00	\$0.00	\$0.00
Computer Hardware	\$3,500.00	\$291.67	\$0.00	\$301.35	\$1,749.98	\$0.00	\$301.35
Computer Hardware-Maintenance	\$1,500.00	\$0.00	\$0.00	\$0.00	\$1,500.00	\$0.00	\$0.00
Computer Hardware-Horticulture	\$0.00	\$0.00	\$0.00	\$0.00	\$0.00	\$0.00	\$0.00
Computer Hardware-Animal	\$2,000.00	\$166.67	\$0.00	\$0.00	\$999.98	\$0.00	\$1,134.48
Computer Hardware-Marketing	\$6,000.00	\$500.00	\$0.00	\$0.00	\$3,000.00	\$0.00	\$0.00
Computer Hardware-Membership	\$1,000.00	\$83.33	\$0.00	\$0.00	\$499.98	\$0.00	\$0.00
Computer Hardware-Development	\$500.00	\$41.67	\$0.00	\$0.00	\$249.98	\$0.00	\$0.00
Computer Hardware-Education	\$3,000.00	\$250.00	\$0.00	\$21.58	\$1,500.00	\$0.00	\$21.58
Computer Hardware-Volunteer	\$1,000.00	\$83.33	\$0.00	\$0.00	\$499.98	\$0.00	\$0.00
Computer Hardware-Veterinary	\$0.00	\$0.00	\$0.00	\$0.00	\$0.00	\$0.00	\$434.57
Computer Hardware-Security	\$0.00	\$0.00	\$0.00	\$0.00	\$0.00	\$0.00	\$0.00
Computer Hardware-Visitor Services	\$1,000.00	\$83.33	\$0.00	\$0.00	\$499.98	\$0.00	\$0.00
Computer Hardware-Administration	\$2,500.00	\$208.33	\$0.00	\$0.00	\$1,249.98	\$0.00	\$614.33
Computer Hardware-Human Resources	\$2,500.00	\$0.00	\$0.00	\$0.00	\$2,500.00	\$0.00	\$921.34
Computer Hardware	\$0.00	\$0.00	\$0.00	\$0.00	\$0.00	\$0.00	\$724.27
Computer Software/Supplies	\$3,000.00	\$250.00	\$0.00	\$0.00	\$1,500.00	\$0.00	\$250.00
Computer Software/Supplies-Maintenan	\$10,000.00	\$833.33	\$0.00	\$0.00	\$4,999.98	\$0.00	\$0.00
Computer Software/Supplies-Horticultur	\$0.00	\$0.00	\$0.00	\$0.00	\$0.00	\$0.00	\$0.00
Computer Software/Supplies-Animal	\$1,000.00	\$83.33	\$0.00	\$0.00	\$499.98	\$0.00	\$247.50
Computer Software/Supplies-Marketing	\$3,000.00	\$250.00	\$0.00	\$0.00	\$1,500.00	\$0.00	\$0.00
Computer Software/Supplies-Membersh	\$600.00	\$50.00	\$0.00	\$0.00	\$300.00	\$0.00	\$0.00
Computer Software/Supplies-Developme	\$1,500.00	\$125.00	\$0.00	\$0.00	\$750.00	\$0.00	\$0.00
Computer Software/Supplies-Education	\$900.00	\$75.00	\$0.00	\$0.00	\$450.00	\$0.00	\$387.99

# Fresno's Chaffee Zoo Corporation

## Income Statement

June 2018

	2018 Budget	June Budget	June Measure Z	June Actual	YTD Budget	YTD Measure Z	YTD Actual
Computer Software/Supplies-Volunteer	\$700.00	\$58.33	\$0.00	\$0.00	\$349.98	\$0.00	\$0.00
Computer Software/Supplies-Veterinary	\$2,000.00	\$166.67	\$0.00	\$0.00	\$999.98	\$0.00	\$36.39
Computer Software/Supplies-Security	\$1,500.00	\$125.00	\$0.00	\$0.00	\$750.00	\$0.00	\$0.00
Computer Software/Supplies-Visitor Sen	\$420.00	\$35.00	\$0.00	\$0.00	\$210.00	\$0.00	(\$166.50)
Computer Software/Supplies-Administra	\$16,000.00	\$0.00	\$0.00	\$0.00	\$8,000.00	\$0.00	\$8,658.00
Computer Software/Supplies-Human Re:	\$4,000.00	\$4,000.00	\$0.00	\$900.00	\$4,000.00	\$0.00	\$900.00
<b>Total Computer/Software</b>	<b>\$127,770.00</b>	<b>\$12,647.50</b>	<b>\$0.00</b>	<b>\$11,297.21</b>	<b>\$67,884.68</b>	<b>\$0.00</b>	<b>\$37,883.81</b>
<b>Conservation</b>							
Conservation	\$0.00	\$0.00	\$0.00	\$0.00	\$0.00	\$0.00	\$0.00
Conservation-Animal	\$250,000.00	\$20,833.33	\$0.00	\$0.00	\$124,999.98	\$0.00	\$0.00
Conservation-Development	\$0.00	\$0.00	\$0.00	\$0.00	\$0.00	\$0.00	\$0.00
Conservation-Education	\$0.00	\$0.00	\$0.00	\$0.00	\$0.00	\$0.00	\$0.00
<b>Total Conservation</b>	<b>\$250,000.00</b>	<b>\$20,833.33</b>	<b>\$0.00</b>	<b>\$0.00</b>	<b>\$124,999.98</b>	<b>\$0.00</b>	<b>\$0.00</b>
<b>Contracted Services</b>							
Consultant Fees	\$4,000.00	\$333.33	\$0.00	\$1,983.75	\$1,999.98	\$0.00	\$12,592.50
Consultant Fees-Maintenance	\$0.00	\$0.00	\$0.00	\$2,325.00	\$0.00	\$0.00	\$2,325.00
Consultant Fees-Horticulture	\$10,500.00	\$875.00	\$0.00	\$0.00	\$5,250.00	\$0.00	\$630.00
Consultant Fees-Animal	\$15,000.00	\$1,250.00	\$0.00	\$0.00	\$7,500.00	\$0.00	\$1,500.00
Consultant Fees-Education	\$1,000.00	\$83.33	\$0.00	\$0.00	\$499.98	\$0.00	\$0.00
Consultant Fees-Veterinary	\$15,000.00	\$1,250.00	\$0.00	\$0.00	\$7,500.00	\$0.00	\$3,586.12
Consultant Fees-Security	\$0.00	\$0.00	\$0.00	\$0.00	\$0.00	\$0.00	\$0.00
Consultant Fees-Visitor Services	\$0.00	\$0.00	\$0.00	\$0.00	\$0.00	\$0.00	\$0.00
Consultant Fees-Administration	\$0.00	\$0.00	\$0.00	\$0.00	\$0.00	\$0.00	\$0.00
Consultant Fees-Human Resources	\$0.00	\$0.00	\$0.00	\$0.00	\$0.00	\$0.00	\$1,555.49
Consultant Fees-Capital Projects	\$0.00	\$0.00	\$0.00	\$0.00	\$0.00	\$0.00	\$0.00
Contracted Services	\$30,000.00	\$4,000.00	\$0.00	\$0.00	\$24,000.00	\$0.00	\$0.00
Contracted Services-Maintenance	\$60,000.00	\$5,000.00	\$0.00	\$4,235.08	\$30,000.00	\$0.00	\$13,747.78
Contracted Services-Horticulture	\$15,000.00	\$1,250.00	\$0.00	\$12,898.78	\$7,500.00	\$0.00	\$21,810.30
Contracted Services-Animal	\$20,000.00	\$1,666.67	\$0.00	\$740.07	\$9,999.98	\$0.00	\$3,825.23



# Fresno's Chaffee Zoo Corporation

## Income Statement

June 2018

	2018 Budget	June Budget	June Measure Z	June Actual	YTD Budget	YTD Measure Z	YTD Actual
Contracted Services-Marketing	\$27,850.00	\$2,320.83	\$0.00	\$1,208.02	\$13,924.98	\$0.00	\$8,413.08
Contracted Services-Membership	\$9,500.00	\$791.67	\$0.00	\$580.76	\$4,749.98	\$0.00	\$2,342.53
Contracted Services-Development	\$0.00	\$0.00	\$0.00	\$0.00	\$0.00	\$0.00	\$0.00
Contracted Services-Education	\$3,000.00	\$250.00	\$0.00	\$296.91	\$1,500.00	\$0.00	\$1,040.16
Contracted Services-Volunteer	\$0.00	\$0.00	\$0.00	\$0.00	\$0.00	\$0.00	\$0.00
Contracted Services-Veterinary	\$0.00	\$0.00	\$0.00	\$5,350.91	\$0.00	\$0.00	\$20,664.37
Contracted Services-Security	\$4,000.00	\$333.33	\$0.00	\$746.95	\$1,999.98	\$0.00	\$4,713.26
Contracted Services-Visitor Services	\$257,000.00	\$21,416.67	\$0.00	\$23,013.83	\$128,499.98	\$0.00	\$138,540.56
Contracted Services-Administration	\$1,600.00	\$133.33	\$0.00	\$80.21	\$799.98	\$0.00	\$530.31
Contracted Services-Information Techno	\$60,000.00	\$5,000.00	\$0.00	\$5,000.00	\$30,000.00	\$0.00	\$38,623.28
Contracted Services-Human Resources	\$3,750.00	\$250.00	\$0.00	\$250.00	\$250.00	\$0.00	\$250.00
Contracted Services-Capital Projects	\$0.00	\$0.00	\$0.00	\$0.00	\$0.00	\$0.00	\$0.00
Contracted Services-Operations	\$0.00	\$0.00	\$0.00	\$0.00	\$0.00	\$0.00	\$241.57
Security Services	\$0.00	\$0.00	\$0.00	\$0.00	\$0.00	\$0.00	\$0.00
Security Services-Maintenance	\$1,750.00	\$145.83	\$0.00	\$105.00	\$874.98	\$0.00	\$630.00
Security Services-Horticulture	\$0.00	\$0.00	\$0.00	\$0.00	\$0.00	\$0.00	\$0.00
Security Services-Animal	\$1,700.00	\$141.67	\$0.00	\$137.00	\$849.98	\$0.00	\$822.00
Security Services-Marketing	\$500.00	\$41.67	\$0.00	\$54.60	\$249.98	\$0.00	\$327.60
Security Services-Development	\$0.00	\$0.00	\$0.00	\$0.00	\$0.00	\$0.00	\$40.00
Security Services-Education	\$3,000.00	\$250.00	\$0.00	\$218.40	\$1,500.00	\$0.00	\$1,310.40
Security Services-Veterinary	\$1,800.00	\$150.00	\$0.00	\$126.00	\$900.00	\$0.00	\$756.00
Security Services-Security	\$6,100.00	\$508.33	\$0.00	\$0.00	\$3,049.98	\$0.00	\$1,080.00
Security Services-Visitor Services	\$9,200.00	\$766.67	\$0.00	\$1,272.00	\$4,599.98	\$0.00	\$5,212.00
Security Services-Administration	\$1,350.00	\$112.50	\$0.00	\$112.00	\$675.00	\$0.00	\$672.00
<b>Total Contracted Services</b>	<b>\$562,600.00</b>	<b>\$48,320.83</b>	<b>\$0.00</b>	<b>\$60,735.27</b>	<b>\$288,674.74</b>	<b>\$0.00</b>	<b>\$287,781.54</b>
Depreciation Expense							
Depreciation - Misc	\$0.00	\$0.00	\$0.00	\$0.00	\$0.00	\$0.00	\$0.00
Depreciation Land	\$0.00	\$0.00	\$0.00	\$0.00	\$0.00	\$0.00	\$0.00
Depreciation Grounds	\$0.00	\$0.00	\$0.00	\$0.00	\$0.00	\$0.00	\$0.00
Depreciation Exhibits	\$0.00	\$0.00	\$0.00	\$0.00	\$0.00	\$0.00	\$0.00

# Fresno's Chaffee Zoo Corporation

## Income Statement

June 2018

	2018 Budget	June Budget	June Measure Z	June Actual	YTD Budget	YTD Measure Z	YTD Actual
Depreciation Buildings and Structures	\$0.00	\$0.00	\$0.00	\$0.00	\$0.00	\$0.00	\$0.00
Depreciation Buildings and Structures-Ai	\$0.00	\$0.00	\$0.00	\$0.00	\$0.00	\$0.00	\$0.00
Depreciation Buildings and Structures-Ec	\$4,000.00	\$333.33	\$0.00	\$290.50	\$1,999.98	\$0.00	\$1,743.00
Depreciation Buildings and Structures-Vi	\$10,000.00	\$833.33	\$0.00	\$725.21	\$4,999.98	\$0.00	\$4,351.26
Depreciation Furniture	\$0.00	\$0.00	\$0.00	\$0.00	\$0.00	\$0.00	\$0.00
Depreciation Vehicles	\$0.00	\$0.00	\$0.00	\$2,673.40	\$0.00	\$0.00	\$16,040.40
Depreciation Vehicles-Administration	\$0.00	\$0.00	\$0.00	\$0.00	\$0.00	\$0.00	\$0.00
Depreciation Zoo Equipment	\$0.00	\$0.00	\$0.00	\$0.00	\$0.00	\$0.00	\$0.00
Depreciation Zoo Equipment-Animal	\$0.00	\$0.00	\$0.00	\$0.00	\$0.00	\$0.00	\$0.00
Depreciation Zoo Equipment-Special Eve	\$0.00	\$0.00	\$0.00	\$0.00	\$0.00	\$0.00	\$0.00
Depreciation Zoo Equipment-Education	\$0.00	\$0.00	\$0.00	\$0.00	\$0.00	\$0.00	\$0.00
Depreciation Zoo Equipment-Veterinary	\$0.00	\$0.00	\$0.00	\$0.00	\$0.00	\$0.00	\$0.00
Depreciation Zoo Equipment-Administra	\$450,000.00	\$37,500.00	\$0.00	\$34,977.61	\$225,000.00	\$0.00	\$209,865.66
Depreciation Sea Lion Cove	\$0.00	\$0.00	\$0.00	\$0.00	\$0.00	\$0.00	\$0.00
Depreciation - Utilities	\$0.00	\$0.00	\$0.00	\$0.00	\$0.00	\$0.00	\$0.00
Depreciation - African Adventure	\$0.00	\$0.00	\$0.00	\$0.00	\$0.00	\$0.00	\$0.00
<b>Total Depreciation Expense</b>	<b>\$464,000.00</b>	<b>\$38,666.66</b>	<b>\$0.00</b>	<b>\$38,666.72</b>	<b>\$231,999.96</b>	<b>\$0.00</b>	<b>\$232,000.32</b>

### Dues

Dues	\$37,000.00	\$3,083.33	\$0.00	\$1,642.17	\$18,499.98	\$0.00	\$13,499.02
Dues-Maintenance	\$0.00	\$0.00	\$0.00	\$0.00	\$0.00	\$0.00	\$0.00
Dues-Horticulture	\$350.00	\$29.17	\$0.00	\$0.00	\$174.98	\$0.00	\$0.00
Dues-Animal	\$1,000.00	\$83.33	\$0.00	\$0.00	\$499.98	\$0.00	\$0.00
Dues-Marketing	\$1,000.00	\$83.33	\$0.00	\$97.50	\$499.98	\$0.00	\$377.50
Dues-Membership	\$0.00	\$0.00	\$0.00	\$0.00	\$0.00	\$0.00	\$0.00
Dues-Development	\$0.00	\$0.00	\$0.00	\$0.00	\$0.00	\$0.00	\$0.00
Dues-Education	\$200.00	\$16.67	\$0.00	\$0.00	\$99.98	\$0.00	\$80.00
Dues-Volunteer	\$50.00	\$4.17	\$0.00	\$0.00	\$24.98	\$0.00	\$48.00
Dues-Veterinary	\$2,800.00	\$0.00	\$0.00	\$36.00	\$2,050.00	\$0.00	\$1,294.00
Dues-Security	\$0.00	\$0.00	\$0.00	\$0.00	\$0.00	\$0.00	\$0.00
Dues-Visitor Services	\$5,500.00	\$458.33	\$0.00	\$0.00	\$2,749.98	\$0.00	\$4,818.36

# Fresno's Chaffee Zoo Corporation

## Income Statement

June 2018

	2018 Budget	June Budget	June Measure Z	June Actual	YTD Budget	YTD Measure Z	YTD Actual
Dues-Administration	\$2,500.00	\$208.33	\$0.00	\$550.00	\$1,249.98	\$0.00	\$767.00
Dues-Human Resources	\$400.00	\$0.00	\$0.00	\$0.00	\$0.00	\$0.00	\$0.00
Dues-Operations	\$150.00	\$12.50	\$0.00	\$0.00	\$75.00	\$0.00	\$0.00
Total Dues	\$50,950.00	\$3,979.16	\$0.00	\$2,325.67	\$25,924.84	\$0.00	\$20,883.88
Event Expense							
Advertising-Special Events	\$9,400.00	\$41.67	\$0.00	\$0.00	\$2,749.98	\$0.00	\$74.08
Bank Charges-Events	\$0.00	\$0.00	\$0.00	\$0.00	\$0.00	\$0.00	\$0.00
Computer Maint Agrmt-Special Events	\$0.00	\$0.00	\$0.00	\$65.33	\$0.00	\$0.00	\$326.65
Computer Hardware-Special Events	\$0.00	\$0.00	\$0.00	\$0.00	\$0.00	\$0.00	\$0.00
Consultant Fees-Special Events	\$0.00	\$0.00	\$0.00	\$0.00	\$0.00	\$0.00	\$0.00
Contracted Services-Special Events	\$53,800.00	\$325.00	\$0.00	\$5,032.50	\$12,249.96	\$0.00	\$20,648.83
Credit Card Fees-Special Events	\$11,600.00	\$966.67	\$0.00	\$179.49	\$5,799.98	\$0.00	\$486.33
Depreciation Zoo Equipment-Special Eve	\$0.00	\$0.00	\$0.00	\$0.00	\$0.00	\$0.00	\$0.00
Dues-Special Events	\$120.00	\$10.00	\$0.00	\$0.00	\$60.00	\$0.00	\$0.00
Equipment Lease/Rental-Special Events	\$65,300.00	\$1,666.67	\$0.00	\$534.40	\$18,599.98	\$0.00	\$12,576.76
Equipment Maintenance-Special Events	\$2,280.00	\$106.67	\$0.00	\$0.00	\$639.98	\$0.00	\$2,982.04
Equipment Purchases-Special Events	\$24,000.00	\$666.67	\$0.00	\$1,553.55	\$3,999.98	\$0.00	\$3,046.56
Event Supplies-Special Events	\$66,100.00	\$1,666.67	\$0.00	\$1,795.09	\$12,049.94	\$0.00	\$12,478.31
Food/Catering-Special Events	\$283,950.00	\$21,937.50	\$0.00	\$40,084.33	\$139,324.96	\$0.00	\$179,308.87
Member Premiums-Special Events	\$0.00	\$0.00	\$0.00	\$0.00	\$0.00	\$0.00	\$0.00
Mileage-Toll-Parking-Special Events	\$10,300.00	\$841.66	\$0.00	\$2,690.46	\$5,149.96	\$0.00	\$5,350.46
Misc. Specialized Services-Special Events	\$0.00	\$0.00	\$0.00	\$0.00	\$0.00	\$0.00	\$0.00
Miscellaneous-Special Events	\$0.00	\$0.00	\$0.00	\$0.00	\$0.00	\$0.00	\$0.00
Office Furniture-Special Events	\$500.00	\$41.67	\$0.00	\$0.00	\$249.98	\$0.00	\$0.00
Office Supplies-Special Events	\$3,200.00	\$266.67	\$0.00	\$29.98	\$1,599.98	\$0.00	\$1,839.34
Postage-Special Events	\$20,445.00	\$2,010.00	\$0.00	\$22.71	\$8,284.96	\$0.00	\$9,434.52
Printing-Special Events	\$40,700.00	\$350.00	\$0.00	\$314.21	\$14,300.00	\$0.00	\$12,697.69
Employee Relations-Special Events	\$0.00	\$0.00	\$0.00	\$0.00	\$0.00	\$0.00	\$0.00
Repairs and Replacements-Special Event	\$1,200.00	\$100.00	\$0.00	\$0.00	\$599.96	\$0.00	\$1,498.84
Returned Checks From Patrons-Special E	\$0.00	\$0.00	\$0.00	\$0.00	\$0.00	\$0.00	\$0.00

# Fresno's Chaffee Zoo Corporation

## Income Statement

June 2018

	2018 Budget	June Budget	June Measure Z	June Actual	YTD Budget	YTD Measure Z	YTD Actual
Security Services-Special Events	\$16,450.00	\$333.33	\$0.00	\$860.00	\$5,249.98	\$0.00	\$3,648.50
Signage-Special Events	\$0.00	\$0.00	\$0.00	\$0.00	\$0.00	\$0.00	\$453.50
Staff Development-Conf/Travel-Special E	\$5,500.00	\$458.33	\$0.00	\$0.00	\$2,749.98	\$0.00	\$345.00
Staff Development-Training-Special Ever	\$0.00	\$0.00	\$0.00	\$0.00	\$0.00	\$0.00	\$0.00
Subscriptions/Publications-Special Event	\$0.00	\$0.00	\$0.00	\$0.00	\$0.00	\$0.00	\$0.00
Supplies-Special Events	\$7,000.00	\$125.00	\$0.00	\$0.00	\$749.96	\$0.00	\$3,425.56
Recognition Expense-Special Events	\$1,300.00	\$20.83	\$0.00	\$0.00	\$274.98	\$0.00	\$0.00
Sales Tax Expense-Special Events	\$0.00	\$0.00	\$0.00	\$0.00	\$0.00	\$0.00	\$0.00
Telephone-Special Events	\$900.00	\$75.00	\$0.00	\$62.65	\$450.00	\$0.00	\$357.30
Uniforms-Special Events	\$2,000.00	\$166.67	\$0.00	\$41.56	\$999.98	\$0.00	\$392.95
Vehicle Repair and Maintenance-Special	\$0.00	\$0.00	\$0.00	\$0.00	\$0.00	\$0.00	\$0.00
Volunteer Recognition-Special Events	\$0.00	\$0.00	\$0.00	\$0.00	\$0.00	\$0.00	\$0.00
Recruiting-Special Event	\$0.00	\$0.00	\$0.00	\$0.00	\$0.00	\$0.00	\$0.00
<b>Total</b>	<b>\$626,045.00</b>	<b>\$32,176.68</b>	<b>\$0.00</b>	<b>\$53,266.26</b>	<b>\$236,134.48</b>	<b>\$0.00</b>	<b>\$271,372.09</b>

### Equipment

Equipment Lease/Rental	\$0.00	\$0.00	\$0.00	\$0.00	\$0.00	\$0.00	\$0.00
Equipment Lease/Rental-Maintenance	\$50,300.00	\$4,191.67	\$0.00	\$9,577.15	\$25,149.98	\$0.00	\$61,351.13
Equipment Lease/Rental-Horticulture	\$9,500.00	\$791.67	\$0.00	\$0.00	\$4,749.98	\$0.00	\$0.00
Equipment Lease/Rental-Animal	\$2,000.00	\$166.67	\$0.00	\$1,169.30	\$999.98	\$0.00	\$1,206.80
Equipment Lease/Rental-Marketing	\$14,000.00	\$1,166.67	\$0.00	\$0.00	\$6,999.98	\$0.00	\$0.00
Equipment Lease/Rental-Membership	\$2,300.00	\$191.67	\$0.00	\$184.79	\$1,149.98	\$0.00	\$1,154.45
Equipment Lease/Rental-Development	\$16,000.00	\$1,166.67	\$0.00	\$0.00	\$8,999.98	\$0.00	\$1,270.49
Equipment Lease/Rental-Education	\$4,500.00	\$375.00	\$0.00	\$331.48	\$2,250.00	\$0.00	\$404.60
Equipment Lease/Rental-Veterinary	\$500.00	\$41.67	\$0.00	\$703.76	\$249.98	\$0.00	\$4,432.82
Equipment Lease/Rental-Security	\$2,500.00	\$208.33	\$0.00	\$0.00	\$1,249.98	\$0.00	\$6,376.25
Equipment Lease/Rental-Visitor Services	\$2,500.00	\$208.33	\$0.00	\$170.45	\$1,249.98	\$0.00	\$918.25
Equipment Lease/Rental-Administration	\$5,000.00	\$416.67	\$0.00	\$448.71	\$2,499.98	\$0.00	\$1,035.07
Equipment Lease/Rental-Capital Projects	\$0.00	\$0.00	\$0.00	\$0.00	\$0.00	\$0.00	\$0.00
Equipment Lease/Rental-Operations	\$700.00	\$58.33	\$0.00	\$0.00	\$349.98	\$0.00	\$37.50
Equipment Maintenance	\$0.00	\$0.00	\$0.00	\$42.08	\$0.00	\$0.00	\$252.48

# Fresno's Chaffee Zoo Corporation

## Income Statement

June 2018

	2018 Budget	June Budget	June Measure Z	June Actual	YTD Budget	YTD Measure Z	YTD Actual
Equipment Maintenance-Maintenance	\$0.00	\$0.00	\$0.00	\$189.76	\$0.00	\$0.00	\$9,924.64
Equipment Maintenance-Horticulture	\$3,000.00	\$250.00	\$0.00	\$0.00	\$1,500.00	\$0.00	\$0.00
Equipment Maintenance-Animal	\$4,000.00	\$333.33	\$0.00	\$3.99	\$1,999.98	\$0.00	\$169.73
Equipment Maintenance-Marketing	\$500.00	\$41.67	\$0.00	\$0.00	\$249.98	\$0.00	\$0.00
Equipment Maintenance-Membership	\$1,600.00	\$133.33	\$0.00	\$0.00	\$799.98	\$0.00	\$1,439.55
Equipment Maintenance-Development	\$4,500.00	\$375.00	\$0.00	\$490.94	\$2,250.00	\$0.00	\$490.94
Equipment Maintenance-Education	\$1,000.00	\$83.33	\$0.00	\$222.43	\$499.98	\$0.00	\$1,336.01
Equipment Maintenance-Veterinary	\$0.00	\$0.00	\$0.00	\$0.00	\$0.00	\$0.00	\$0.00
Equipment Maintenance-Security	\$2,000.00	\$166.67	\$0.00	\$0.00	\$999.98	\$0.00	\$0.00
Equipment Maintenance-Visitor Services	\$3,000.00	\$250.00	\$0.00	\$289.92	\$1,500.00	\$0.00	\$1,677.45
Equipment Maintenance-Administration	\$0.00	\$0.00	\$0.00	\$201.86	\$0.00	\$0.00	\$1,879.73
Equipment Maintenance-Operations	\$0.00	\$0.00	\$0.00	\$3.99	\$0.00	\$0.00	\$110.20
Equipment Purchases	\$0.00	\$0.00	\$0.00	\$0.00	\$0.00	\$0.00	\$0.00
Equipment Purchases-Maintenance	\$2,000.00	\$166.67	\$0.00	\$0.00	\$999.98	\$0.00	\$0.00
Equipment Purchases-Horticulture	\$5,000.00	\$416.67	\$0.00	\$0.00	\$2,499.98	\$0.00	\$0.00
Equipment Purchases-Animal	\$15,000.00	\$1,250.00	\$0.00	\$545.85	\$7,500.00	\$0.00	\$2,083.63
Equipment Purchases-Marketing	\$1,000.00	\$83.33	\$0.00	\$0.00	\$499.98	\$0.00	\$0.00
Equipment Purchases-Membership	\$2,300.00	\$191.67	\$0.00	\$0.00	\$1,149.98	\$0.00	\$0.00
Equipment Purchases-Development	\$0.00	\$0.00	\$0.00	\$0.00	\$0.00	\$0.00	\$0.00
Equipment Purchases-Education	\$3,500.00	\$291.67	\$0.00	\$1,603.06	\$1,749.98	\$0.00	\$1,689.16
Equipment Purchases-Veterinary	\$6,000.00	\$500.00	\$0.00	\$0.00	\$3,000.00	\$0.00	\$518.81
Equipment Purchases-Security	\$3,000.00	\$250.00	\$0.00	\$0.00	\$1,500.00	\$0.00	\$0.00
Equipment Purchases-Visitor Services	\$23,775.00	\$1,981.25	\$0.00	\$127.69	\$11,887.50	\$0.00	\$3,906.85
Equipment Purchases-Administration	\$0.00	\$0.00	\$0.00	\$0.00	\$0.00	\$0.00	\$0.00
Equipment Purchases-Operations	\$0.00	\$0.00	\$0.00	\$0.00	\$0.00	\$0.00	\$0.00
Trailer Rental-General	\$23,000.00	\$1,916.67	\$0.00	\$3,403.32	\$11,499.98	\$0.00	\$13,056.27
<b>Total Equipment</b>	<b>\$213,975.00</b>	<b>\$17,664.61</b>	<b>\$0.00</b>	<b>\$19,710.53</b>	<b>\$107,987.06</b>	<b>\$0.00</b>	<b>\$116,722.81</b>

Fleet

Fuel Surcharge	\$0.00	\$0.00	\$0.00	\$0.00	\$0.00	\$0.00	\$0.00
Fuel Surcharge-Marketing	\$0.00	\$0.00	\$0.00	\$0.00	\$0.00	\$0.00	\$0.00

# Fresno's Chaffee Zoo Corporation

## Income Statement

June 2018

	2018 Budget	June Budget	June Measure Z	June Actual	YTD Budget	YTD Measure Z	YTD Actual
Gasoline/Motor Oil/Fuel	\$0.00	\$0.00	\$0.00	\$0.00	\$0.00	\$0.00	\$0.00
Gasoline/Motor Oil/Fuel-Maintenance	\$5,000.00	\$416.67	\$0.00	\$306.63	\$2,499.98	\$0.00	\$8,004.23
Gasoline/Motor Oil/Fuel-Horticulture	\$2,200.00	\$183.33	\$0.00	\$0.00	\$1,099.98	\$0.00	\$0.00
Gasoline/Motor Oil/Fuel-Animal	\$1,000.00	\$83.33	\$0.00	\$0.00	\$499.98	\$0.00	\$53.65
Gasoline/Motor Oil/Fuel-Education	\$4,000.00	\$333.33	\$0.00	\$318.51	\$1,999.98	\$0.00	\$1,586.12
Gasoline/Motor Oil/Fuel-Veterinary	\$300.00	\$25.00	\$0.00	\$175.08	\$150.00	\$0.00	\$309.05
Gasoline/Motor Oil/Fuel-Visitor Services	\$0.00	\$0.00	\$0.00	\$0.00	\$0.00	\$0.00	\$0.00
Vehicle Rental	\$0.00	\$0.00	\$0.00	\$0.00	\$0.00	\$0.00	\$0.00
Vehicle Rental-Maintenance	\$0.00	\$0.00	\$0.00	\$0.00	\$0.00	\$0.00	\$0.00
Vehicle Rental-Development	\$0.00	\$0.00	\$0.00	\$0.00	\$0.00	\$0.00	\$0.00
Vehicle Repair and Maintenance	\$0.00	\$0.00	\$0.00	\$0.00	\$0.00	\$0.00	\$0.00
Vehicle Repair and Maintenance-Mainten	\$14,500.00	\$1,208.33	\$0.00	\$0.00	\$7,249.98	\$0.00	\$3,665.49
Vehicle Repair and Maintenance-Horticu	\$1,500.00	\$125.00	\$0.00	\$0.00	\$750.00	\$0.00	\$0.00
Vehicle Repair and Maintenance-Animal	\$4,000.00	\$333.33	\$0.00	\$0.00	\$1,999.98	\$0.00	\$0.00
Vehicle Repair and Maintenance-Market	\$0.00	\$0.00	\$0.00	\$0.00	\$0.00	\$0.00	\$0.00
Vehicle Repair and Maintenance-Develo	\$0.00	\$0.00	\$0.00	\$0.00	\$0.00	\$0.00	\$0.00
Vehicle Repair and Maintenance-Educati	\$1,000.00	\$83.33	\$0.00	\$0.00	\$499.98	\$0.00	\$0.00
Vehicle Repair and Maintenance-Veterin	\$0.00	\$0.00	\$0.00	\$0.00	\$0.00	\$0.00	\$0.00
Vehicle Repair and Maintenance-Security	\$3,000.00	\$250.00	\$0.00	\$0.00	\$1,500.00	\$0.00	\$0.00
Vehicle Repair and Maintenance-Admini	\$0.00	\$0.00	\$0.00	\$0.00	\$0.00	\$0.00	\$0.00
Vehicle License & Registration	\$0.00	\$0.00	\$0.00	\$0.00	\$0.00	\$0.00	\$0.00
Vehicle License & Registration-Maintena	\$2,600.00	\$216.67	\$0.00	\$0.00	\$1,299.98	\$0.00	\$789.00
Vehicle	\$0.00	\$0.00	\$0.00	\$0.00	\$0.00	\$0.00	\$0.00
<b>Total Fleet</b>	<b>\$39,100.00</b>	<b>\$3,258.32</b>	<b>\$0.00</b>	<b>\$800.22</b>	<b>\$19,549.84</b>	<b>\$0.00</b>	<b>\$14,407.54</b>
<b>Food/Catering</b>							
Food/Catering	\$1,500.00	\$125.00	\$0.00	\$0.00	\$750.00	\$0.00	\$103.66
Food/Catering-Maintenance	\$0.00	\$0.00	\$0.00	\$0.00	\$0.00	\$0.00	\$0.00
Food/Catering-Horticulture	\$0.00	\$0.00	\$0.00	\$0.00	\$0.00	\$0.00	\$0.00
Food/Catering-Animal	\$500.00	\$41.67	\$0.00	\$0.00	\$249.98	\$0.00	\$0.00
Food/Catering-Marketing	\$2,000.00	\$166.67	\$0.00	\$0.00	\$999.98	\$0.00	\$2,270.32

# Fresno's Chaffee Zoo Corporation

## Income Statement

June 2018

	2018 Budget	June Budget	June Measure Z	June Actual	YTD Budget	YTD Measure Z	YTD Actual
Food/Catering-Membership	\$0.00	\$0.00	\$0.00	\$0.00	\$0.00	\$0.00	\$0.00
Food/Catering-Development	\$18,650.00	\$1,000.00	\$0.00	\$953.56	\$12,650.00	\$0.00	\$2,459.53
Food/Catering-Education	\$7,000.00	\$583.33	\$0.00	\$1,120.64	\$3,499.98	\$0.00	\$1,893.81
Food/Catering-Volunteer	\$2,000.00	\$166.67	\$0.00	\$1,037.76	\$999.98	\$0.00	\$1,101.35
Food/Catering-Veterinary	\$0.00	\$0.00	\$0.00	\$0.00	\$0.00	\$0.00	\$0.00
Food/Catering-Visitor Services	\$0.00	\$0.00	\$0.00	\$0.00	\$0.00	\$0.00	\$0.00
Food/Catering-Administration	\$750.00	\$62.50	\$0.00	\$0.00	\$375.00	\$0.00	\$185.05
Food/Catering-Human Resources	\$23,900.00	\$6,000.00	\$0.00	\$1,478.12	\$7,000.00	\$0.00	\$1,901.74
Food/Catering-Capital Projects	\$0.00	\$0.00	\$0.00	\$0.00	\$0.00	\$0.00	\$0.00
<b>Total Food/Catering</b>	<b>\$56,300.00</b>	<b>\$8,145.84</b>	<b>\$0.00</b>	<b>\$4,590.08</b>	<b>\$26,524.92</b>	<b>\$0.00</b>	<b>\$9,915.46</b>
<b>Insurance</b>							
Insurance-Other	\$0.00	\$0.00	\$0.00	\$0.00	\$0.00	\$0.00	\$0.00
Liability Insurance	\$185,000.00	\$15,416.67	\$0.00	\$15,881.66	\$92,499.98	\$0.00	\$99,200.21
Liability Insurance-Administration	\$0.00	\$0.00	\$0.00	\$0.00	\$0.00	\$0.00	\$0.00
Property Insurance	\$0.00	\$0.00	\$0.00	\$0.00	\$0.00	\$0.00	\$0.00
<b>Total Insurance</b>	<b>\$185,000.00</b>	<b>\$15,416.67</b>	<b>\$0.00</b>	<b>\$15,881.66</b>	<b>\$92,499.98</b>	<b>\$0.00</b>	<b>\$99,200.21</b>
<b>Mileage, Toll, Parking</b>							
Mileage-Toll-Parking	\$0.00	\$0.00	\$0.00	\$0.00	\$0.00	\$0.00	\$0.00
Mileage-Toll-Parking-Maintenance	\$100.00	\$8.33	\$0.00	\$0.00	\$49.98	\$0.00	\$0.00
Mileage-Toll-Parking-Horticulture	\$0.00	\$0.00	\$0.00	\$0.00	\$0.00	\$0.00	\$0.00
Mileage-Toll-Parking-Animal	\$100.00	\$8.33	\$0.00	\$0.00	\$49.98	\$0.00	\$0.00
Mileage-Toll-Parking-Marketing	\$1,450.00	\$120.83	\$0.00	\$0.00	\$724.98	\$0.00	\$359.76
Mileage-Toll-Parking-Membership	\$250.00	\$20.83	\$0.00	\$34.23	\$124.98	\$0.00	\$34.23
Mileage-Toll-Parking-Development	\$1,340.00	\$107.50	\$0.00	\$2.68	\$695.00	\$0.00	\$17.18
Mileage-Toll-Parking-Education	\$50.00	\$4.17	\$0.00	\$56.24	\$24.98	\$0.00	\$263.34
Mileage-Toll-Parking-Veterinary	\$0.00	\$0.00	\$0.00	\$0.00	\$0.00	\$0.00	\$0.00
Mileage-Toll-Parking-Security	\$0.00	\$0.00	\$0.00	\$0.00	\$0.00	\$0.00	\$0.00
Mileage-Toll-Parking-Administration	\$50.00	\$4.17	\$0.00	\$0.00	\$24.98	\$0.00	\$8.18
Mileage-Toll-Parking-Human Resources	\$0.00	\$0.00	\$0.00	\$0.00	\$0.00	\$0.00	\$0.00

# Fresno's Chaffee Zoo Corporation

## Income Statement

June 2018

	2018 Budget	June Budget	June Measure Z	June Actual	YTD Budget	YTD Measure Z	YTD Actual
Mileage-Toll-Parking-Operations	\$0.00	\$0.00	\$0.00	\$0.00	\$0.00	\$0.00	\$0.00
Total	\$3,340.00	\$274.16	\$0.00	\$93.15	\$1,694.88	\$0.00	\$682.69
Miscellaneous Business							
Courier Services	\$0.00	\$0.00	\$0.00	\$0.00	\$0.00	\$0.00	\$0.00
Courier Services-Veterinary	\$300.00	\$0.00	\$0.00	\$0.00	\$200.00	\$0.00	\$91.77
Courier Services-Visitor Services	\$6,350.00	\$529.17	\$0.00	\$885.16	\$3,174.98	\$0.00	\$2,912.59
Courier Services-Administration	\$100.00	\$8.33	\$0.00	\$0.00	\$49.98	\$0.00	\$0.00
Sales Tax Expense	\$0.00	\$0.00	\$0.00	\$0.00	\$0.00	\$0.00	\$0.00
Sales Tax Expense-Maintenance	\$0.00	\$0.00	\$0.00	\$0.00	\$0.00	\$0.00	\$0.00
Sales Tax Expense-Horticulture	\$0.00	\$0.00	\$0.00	\$0.00	\$0.00	\$0.00	\$0.00
Sales Tax Expense-Animal	\$0.00	\$0.00	\$0.00	\$0.00	\$0.00	\$0.00	\$0.00
Sales Tax Expense-Marketing	\$0.00	\$0.00	\$0.00	\$0.00	\$0.00	\$0.00	\$0.00
Sales Tax Expense-Membership	\$0.00	\$0.00	\$0.00	\$0.00	\$0.00	\$0.00	\$0.00
Sales Tax Expense-Development	\$0.00	\$0.00	\$0.00	\$0.00	\$0.00	\$0.00	\$0.00
Sales Tax Expense-Education	\$0.00	\$0.00	\$0.00	\$0.00	\$0.00	\$0.00	\$0.00
Sales Tax Expense-Volunteer	\$0.00	\$0.00	\$0.00	\$0.00	\$0.00	\$0.00	\$0.00
Sales Tax Expense-Veterinary	\$0.00	\$0.00	\$0.00	\$0.00	\$0.00	\$0.00	\$0.00
Sales Tax Expense-Security	\$0.00	\$0.00	\$0.00	\$0.00	\$0.00	\$0.00	\$0.00
Sales Tax Expense-Visitor Services	\$0.00	\$0.00	\$0.00	\$0.00	\$0.00	\$0.00	\$0.00
Sales Tax Expense-Administration	\$0.00	\$0.00	\$0.00	\$0.00	\$0.00	\$0.00	\$0.00
Trip Expense	\$0.00	\$0.00	\$0.00	\$0.00	\$0.00	\$0.00	\$0.00
Trip Expense-Animal	\$0.00	\$0.00	\$0.00	\$0.00	\$0.00	\$0.00	\$0.00
Trip Expense-Education	\$2,000.00	\$166.67	\$0.00	\$0.00	\$999.98	\$0.00	\$0.00
Trip Expense-Veterinary	\$0.00	\$0.00	\$0.00	\$0.00	\$0.00	\$0.00	\$0.00
Reference Materials	\$0.00	\$0.00	\$0.00	\$0.00	\$0.00	\$0.00	\$0.00
Reference Materials-Maintenance	\$200.00	\$16.67	\$0.00	\$0.00	\$99.98	\$0.00	\$0.00
Reference Materials-Horticulture	\$200.00	\$16.67	\$0.00	\$0.00	\$99.98	\$0.00	\$0.00
Reference Materials-Animal	\$0.00	\$0.00	\$0.00	\$0.00	\$0.00	\$0.00	\$0.00
Reference Materials-Education	\$1,000.00	\$83.33	\$0.00	\$0.00	\$499.98	\$0.00	\$0.00
Reference Materials-Volunteer	\$0.00	\$0.00	\$0.00	\$0.00	\$0.00	\$0.00	\$0.00



# Fresno's Chaffee Zoo Corporation

## Income Statement

June 2018

	2018 Budget	June Budget	June Measure Z	June Actual	YTD Budget	YTD Measure Z	YTD Actual
Reference Materials-Veterinary	\$400.00	\$0.00	\$0.00	\$0.00	\$200.00	\$0.00	\$0.00
Reference Materials-Security	\$0.00	\$0.00	\$0.00	\$0.00	\$0.00	\$0.00	\$0.00
Reference Materials-Administration	\$0.00	\$0.00	\$0.00	\$0.00	\$0.00	\$0.00	\$0.00
Reference Materials-Human Resources	\$500.00	\$0.00	\$0.00	\$0.00	\$200.00	\$0.00	\$0.00
Subscriptions/Publications	\$0.00	\$0.00	\$0.00	\$0.00	\$0.00	\$0.00	\$0.00
Subscriptions/Publications-Maintenance	\$150.00	\$12.50	\$0.00	\$0.00	\$75.00	\$0.00	\$0.00
Subscriptions/Publications-Horticulture	\$100.00	\$8.33	\$0.00	\$0.00	\$49.98	\$0.00	\$0.00
Subscriptions/Publications-Animal	\$400.00	\$33.33	\$0.00	\$0.00	\$199.98	\$0.00	\$0.00
Subscriptions/Publications-Marketing	\$200.00	\$16.67	\$0.00	\$648.88	\$99.98	\$0.00	\$648.88
Subscriptions/Publications-Development	\$0.00	\$0.00	\$0.00	\$0.00	\$0.00	\$0.00	\$0.00
Subscriptions/Publications-Administratic	\$0.00	\$0.00	\$0.00	\$0.00	\$0.00	\$0.00	\$0.00
Subscriptions/Publications-Human Reso	\$0.00	\$0.00	\$0.00	\$0.00	\$0.00	\$0.00	\$0.00
Director Discretionary	\$0.00	\$0.00	\$0.00	\$0.00	\$0.00	\$0.00	\$0.00
Director Discretionary-Animal	\$0.00	\$0.00	\$0.00	\$0.00	\$0.00	\$0.00	\$0.00
Director Discretionary-Marketing	\$0.00	\$0.00	\$0.00	\$0.00	\$0.00	\$0.00	\$0.00
Director Discretionary-Administration	\$0.00	\$0.00	\$0.00	\$0.00	\$0.00	\$0.00	\$0.00
Employee Relations	\$0.00	\$0.00	\$0.00	\$0.00	\$0.00	\$0.00	\$0.00
Employee Relations-Animal	\$0.00	\$0.00	\$0.00	\$0.00	\$0.00	\$0.00	\$0.00
Employee Relations-Development	\$0.00	\$0.00	\$0.00	\$0.00	\$0.00	\$0.00	\$0.00
Employee Relations-Education	\$0.00	\$0.00	\$0.00	\$0.00	\$0.00	\$0.00	\$0.00
Employee Relations-Security	\$0.00	\$0.00	\$0.00	\$0.00	\$0.00	\$0.00	\$0.00
Employee Relations-Administration	\$0.00	\$0.00	\$0.00	\$0.00	\$0.00	\$0.00	\$0.00
Research	\$0.00	\$0.00	\$0.00	\$0.00	\$0.00	\$0.00	\$0.00
Research-Animal	\$0.00	\$0.00	\$0.00	\$0.00	\$0.00	\$0.00	\$0.00
<b>Total Miscellaneous Business</b>	<b>\$11,900.00</b>	<b>\$891.67</b>	<b>\$0.00</b>	<b>\$1,534.04</b>	<b>\$5,949.82</b>	<b>\$0.00</b>	<b>\$3,653.24</b>
<b>Office Supplies</b>							
Office Furniture	\$0.00	\$0.00	\$0.00	\$0.00	\$0.00	\$0.00	\$0.00
Office Furniture-Maintenance	\$0.00	\$0.00	\$0.00	\$0.00	\$0.00	\$0.00	\$0.00
Office Furniture-Horticulture	\$0.00	\$0.00	\$0.00	\$0.00	\$0.00	\$0.00	\$0.00
Office Furniture-Animals	\$1,000.00	\$83.33	\$0.00	\$0.00	\$499.98	\$0.00	\$1,205.86

# Fresno's Chaffee Zoo Corporation

## Income Statement

June 2018

	2018 Budget	June Budget	June Measure Z	June Actual	YTD Budget	YTD Measure Z	YTD Actual
Office Furniture-Marketing	\$1,000.00	\$83.33	\$0.00	\$0.00	\$499.98	\$0.00	\$0.00
Office Furniture-Membership	\$1,000.00	\$83.33	\$0.00	\$0.00	\$499.98	\$0.00	\$0.00
Office Furniture-Education	\$1,000.00	\$83.33	\$0.00	\$0.00	\$499.98	\$0.00	\$1,429.12
Office Furniture-Veterinary	\$400.00	\$33.33	\$0.00	\$0.00	\$199.98	\$0.00	\$0.00
Office Furniture-Security	\$0.00	\$0.00	\$0.00	\$0.00	\$0.00	\$0.00	\$0.00
Office Furniture-Administration	\$1,000.00	\$83.33	\$0.00	\$0.00	\$499.98	\$0.00	\$0.00
Office Furniture-Human Resources	\$0.00	\$0.00	\$0.00	\$0.00	\$0.00	\$0.00	\$0.00
Office Furniture-Capital Projects	\$0.00	\$0.00	\$0.00	\$0.00	\$0.00	\$0.00	\$0.00
Office Furniture-Operations	\$0.00	\$0.00	\$0.00	\$0.00	\$0.00	\$0.00	\$0.00
Office Supplies	\$0.00	\$0.00	\$0.00	\$0.00	\$0.00	\$0.00	\$0.00
Office Supplies-Maintenance	\$400.00	\$33.33	\$0.00	\$0.00	\$199.98	\$0.00	\$556.98
Office Supplies-Horticulture	\$0.00	\$0.00	\$0.00	\$0.00	\$0.00	\$0.00	\$0.00
Office Supplies-Animal	\$2,000.00	\$166.67	\$0.00	\$0.00	\$999.98	\$0.00	\$457.83
Office Supplies-Marketing	\$1,300.00	\$108.33	\$0.00	\$127.82	\$649.98	\$0.00	\$107.41
Office Supplies-Membership	\$2,400.00	\$200.00	\$0.00	\$86.27	\$1,200.00	\$0.00	\$1,062.12
Office Supplies-Development	\$2,050.00	\$170.83	\$0.00	\$65.34	\$1,024.98	\$0.00	\$190.19
Office Supplies-Education	\$6,200.00	\$516.67	\$0.00	\$14.37	\$3,099.98	\$0.00	\$698.00
Office Supplies-Volunteer	\$0.00	\$0.00	\$0.00	\$0.00	\$0.00	\$0.00	\$0.00
Office Supplies-Veterinary	\$1,100.00	\$91.67	\$0.00	\$164.29	\$549.98	\$0.00	\$419.81
Office Supplies-Security	\$500.00	\$41.67	\$0.00	\$0.00	\$249.98	\$0.00	\$0.00
Office Supplies-Visitor Services	\$2,500.00	\$208.33	\$0.00	\$297.83	\$1,249.98	\$0.00	\$999.29
Office Supplies-Administration	\$8,000.00	\$666.67	\$0.00	\$229.08	\$3,999.98	\$0.00	\$1,701.47
Office Supplies-Human Resources	\$500.00	\$41.67	\$0.00	\$0.00	\$249.98	\$0.00	\$0.00
Office Supplies-Capital Projects	\$0.00	\$0.00	\$0.00	\$0.00	\$0.00	\$0.00	\$0.00
Office Supplies-Operations	\$250.00	\$20.83	\$0.00	\$0.00	\$124.98	\$0.00	\$0.00
<b>Total Office Supplies</b>	<b>\$32,600.00</b>	<b>\$2,716.65</b>	<b>\$0.00</b>	<b>\$985.00</b>	<b>\$16,299.66</b>	<b>\$0.00</b>	<b>\$8,828.08</b>
Postage							
Postage	\$0.00	\$0.00	\$0.00	\$0.00	\$0.00	\$0.00	\$0.00
Postage-Maintenance	\$0.00	\$0.00	\$0.00	\$0.00	\$0.00	\$0.00	\$81.19
Postage-Animal	\$500.00	\$41.67	\$0.00	\$0.00	\$249.98	\$0.00	\$0.00

# Fresno's Chaffee Zoo Corporation

## Income Statement

June 2018

	2018 Budget	June Budget	June Measure Z	June Actual	YTD Budget	YTD Measure Z	YTD Actual
Postage-Marketing	\$3,000.00	\$250.00	\$0.00	\$0.00	\$1,500.00	\$0.00	\$5,188.26
Postage-Membership	\$25,000.00	\$2,083.33	\$0.00	\$595.64	\$12,499.98	\$0.00	\$7,793.11
Postage-Development	\$12,500.00	\$1,020.83	\$0.00	\$55.93	\$6,374.98	\$0.00	\$3,844.70
Postage-Education	\$675.00	\$56.25	\$0.00	\$0.00	\$337.50	\$0.00	\$50.59
Postage-Volunteer	\$500.00	\$41.67	\$0.00	\$7.52	\$249.98	\$0.00	\$74.71
Postage-Veterinary	\$5,450.00	\$454.17	\$0.00	\$880.68	\$2,724.98	\$0.00	\$4,520.38
Postage-Security	\$100.00	\$8.33	\$0.00	\$0.00	\$49.98	\$0.00	\$0.00
Postage-Visitor Services	\$100.00	\$8.33	\$0.00	\$0.00	\$49.98	\$0.00	\$0.00
Postage-Administration	\$3,500.00	\$291.67	\$0.00	\$319.33	\$1,749.98	\$0.00	\$1,056.85
Postage-Human Resources	\$0.00	\$0.00	\$0.00	\$0.00	\$0.00	\$0.00	\$0.00
Postage-Capital Projects	\$0.00	\$0.00	\$0.00	\$0.00	\$0.00	\$0.00	\$0.00
<b>Total Postage</b>	<b>\$51,325.00</b>	<b>\$4,256.25</b>	<b>\$0.00</b>	<b>\$1,859.10</b>	<b>\$25,787.34</b>	<b>\$0.00</b>	<b>\$22,609.79</b>
Printing							
Newsletter Expense	\$0.00	\$0.00	\$0.00	\$0.00	\$0.00	\$0.00	\$0.00
Newsletter Expense-Membership	\$60,000.00	\$5,000.00	\$0.00	\$0.00	\$30,000.00	\$0.00	\$30,620.24
Newsletter Expense-Development	\$0.00	\$0.00	\$0.00	\$0.00	\$0.00	\$0.00	\$0.00
Printing	\$0.00	\$0.00	\$0.00	\$0.00	\$0.00	\$0.00	\$0.00
Printing-Maintenance	\$100.00	\$8.33	\$0.00	\$0.00	\$49.98	\$0.00	\$0.00
Printing-Horticulture	\$100.00	\$8.33	\$0.00	\$0.00	\$49.98	\$0.00	\$0.00
Printing-Animal	\$200.00	\$16.67	\$0.00	\$0.00	\$99.98	\$0.00	\$34.56
Printing-Marketing	\$35,000.00	\$2,916.67	\$0.00	\$0.00	\$17,499.98	\$0.00	\$13,619.16
Printing-Membership	\$37,250.00	\$3,149.98	\$0.00	\$5,618.27	\$18,249.98	\$0.00	\$20,884.77
Printing-Development	\$14,500.00	\$1,145.83	\$0.00	\$0.00	\$7,624.98	\$0.00	\$5,140.43
Printing-Education	\$2,000.00	\$166.67	\$0.00	\$0.00	\$999.98	\$0.00	\$80.98
Printing-Volunteer	\$500.00	\$41.67	\$0.00	\$0.00	\$249.98	\$0.00	\$0.00
Printing-Veterinary	\$100.00	\$8.33	\$0.00	\$0.00	\$49.98	\$0.00	\$51.83
Printing-Security	\$0.00	\$0.00	\$0.00	\$0.00	\$0.00	\$0.00	\$0.00
Printing-Visitor Services	\$40.00	\$3.33	\$0.00	\$0.00	\$19.98	\$0.00	\$0.00
Printing-Administration	\$1,500.00	\$125.00	\$0.00	\$0.00	\$750.00	\$0.00	\$1,698.63
Printing-Human Resources	\$500.00	\$0.00	\$0.00	\$0.00	\$200.00	\$0.00	\$0.00

# Fresno's Chaffee Zoo Corporation

## Income Statement

June 2018

	2018 Budget	June Budget	June Measure Z	June Actual	YTD Budget	YTD Measure Z	YTD Actual
Printing-Capital Projects	\$0.00	\$0.00	\$0.00	\$0.00	\$0.00	\$0.00	\$0.00
Printing-Operations	\$35.00	\$2.92	\$0.00	\$0.00	\$17.48	\$0.00	\$0.00
Total Printing	<u>\$151,825.00</u>	<u>\$12,593.73</u>	<u>\$0.00</u>	<u>\$5,618.27</u>	<u>\$75,862.28</u>	<u>\$0.00</u>	<u>\$72,130.60</u>
Professional Services							
Legal and Audit	\$195,000.00	\$25,000.00	\$0.00	\$14,760.12	\$110,000.00	\$0.00	\$34,421.84
Legal and Audit-Administration	\$0.00	\$0.00	\$0.00	\$0.00	\$0.00	\$0.00	\$0.00
Legal and Audit-Human Resources	\$0.00	\$0.00	\$0.00	\$1,232.00	\$0.00	\$0.00	\$5,817.20
Legal and Audit-Capital Projects	\$0.00	\$0.00	\$0.00	\$0.00	\$0.00	\$0.00	\$0.00
Lab Work	\$0.00	\$0.00	\$0.00	\$0.00	\$0.00	\$0.00	\$0.00
Lab Work-Veterinary	\$52,000.00	\$4,333.33	\$0.00	\$6,659.11	\$25,999.98	\$0.00	\$39,036.20
Payroll Service	\$0.00	\$0.00	\$0.00	\$0.00	\$0.00	\$0.00	\$0.00
Payroll Service-Administration	\$0.00	\$0.00	\$0.00	\$0.00	\$0.00	\$0.00	\$0.00
Payroll Service-Human Resource	\$20,000.00	\$1,666.67	\$0.00	\$2,422.28	\$9,999.98	\$0.00	\$23,594.26
Pest Control Services	\$0.00	\$0.00	\$0.00	\$0.00	\$0.00	\$0.00	\$0.00
Pest Control Services-Maintenance	\$50,000.00	\$4,166.67	\$0.00	\$3,760.00	\$24,999.98	\$0.00	\$19,450.00
Professional Services	\$0.00	\$0.00	\$0.00	\$0.00	\$0.00	\$0.00	\$0.00
Total Professional Services	<u>\$317,000.00</u>	<u>\$35,166.67</u>	<u>\$0.00</u>	<u>\$28,833.51</u>	<u>\$170,999.94</u>	<u>\$0.00</u>	<u>\$122,319.50</u>
Recruiting							
Staff Recruitment Expense	\$0.00	\$0.00	\$0.00	\$0.00	\$0.00	\$0.00	\$0.00
Staff Recruitment Expense-Horticulture	\$0.00	\$0.00	\$0.00	\$0.00	\$0.00	\$0.00	\$0.00
Staff Recruitment Expense-Veterinary	\$0.00	\$0.00	\$0.00	\$0.00	\$0.00	\$0.00	\$0.00
Staff Recruitment Expense-Administratio	\$0.00	\$0.00	\$0.00	\$0.00	\$0.00	\$0.00	\$0.00
Recruiting	\$0.00	\$0.00	\$0.00	\$0.00	\$0.00	\$0.00	\$0.00
Recruiting-Maintenance	\$250.00	\$20.83	\$0.00	\$0.00	\$124.98	\$0.00	\$0.00
Recruiting-Horticulture	\$150.00	\$12.50	\$0.00	\$0.00	\$75.00	\$0.00	\$0.00
Recruiting-Animal	\$1,000.00	\$83.33	\$0.00	\$0.00	\$499.98	\$0.00	\$0.00
Recruiting-Marketing	\$0.00	\$0.00	\$0.00	\$0.00	\$0.00	\$0.00	\$0.00
Recruiting-Education	\$500.00	\$41.67	\$0.00	\$0.00	\$249.98	\$0.00	\$0.00
Recruiting-Veterinary	\$300.00	\$0.00	\$0.00	\$0.00	\$300.00	\$0.00	\$0.00

# Fresno's Chaffee Zoo Corporation

## Income Statement

June 2018

	2018 Budget	June Budget	June Measure Z	June Actual	YTD Budget	YTD Measure Z	YTD Actual
Recruiting-Security	\$0.00	\$0.00	\$0.00	\$0.00	\$0.00	\$0.00	\$0.00
Recruiting-Administration	\$0.00	\$0.00	\$0.00	\$0.00	\$0.00	\$0.00	\$0.00
Recruiting-Human Resources	\$10,000.00	\$833.33	\$0.00	\$648.00	\$4,999.98	\$0.00	\$5,426.43
Total	<u>\$12,200.00</u>	<u>\$991.66</u>	<u>\$0.00</u>	<u>\$648.00</u>	<u>\$6,249.92</u>	<u>\$0.00</u>	<u>\$5,426.43</u>
Recognition							
Recognition Expense	\$0.00	\$0.00	\$0.00	\$0.00	\$0.00	\$0.00	\$0.00
Recognition Expense-Marketing	\$500.00	\$41.67	\$0.00	\$215.87	\$249.98	\$0.00	\$215.87
Recognition Expense-Development	\$3,000.00	\$250.00	\$0.00	\$0.00	\$1,500.00	\$0.00	\$1,134.57
Recognition Expense-Education	\$0.00	\$0.00	\$0.00	\$0.00	\$0.00	\$0.00	\$0.00
Recognition Expense-Volunteer	\$0.00	\$0.00	\$0.00	\$0.00	\$0.00	\$0.00	\$0.00
Recognition Expense-Administration	\$2,600.00	\$216.67	\$0.00	\$0.00	\$1,299.98	\$0.00	\$0.00
Recognition Expense-Human Resources	\$3,000.00	\$250.00	\$0.00	\$211.75	\$1,500.00	\$0.00	\$478.91
Recognition Expense-Capital Projects	\$0.00	\$0.00	\$0.00	\$0.00	\$0.00	\$0.00	\$0.00
Volunteer Recognition	\$0.00	\$0.00	\$0.00	\$0.00	\$0.00	\$0.00	\$0.00
Volunteer Recognition-Volunteer	\$3,000.00	\$250.00	\$0.00	\$0.00	\$1,500.00	\$0.00	\$1,637.77
Recognition Expense-Res	\$0.00	\$0.00	\$0.00	\$0.00	\$0.00	\$0.00	\$0.00
Total	<u>\$12,100.00</u>	<u>\$1,008.34</u>	<u>\$0.00</u>	<u>\$427.62</u>	<u>\$6,049.96</u>	<u>\$0.00</u>	<u>\$3,467.12</u>
Repairs and Replacements							
Building Supplies-Materials	\$0.00	\$0.00	\$0.00	\$0.00	\$0.00	\$0.00	\$0.00
Building Supplies-Materials-Maintenance	\$0.00	\$0.00	\$0.00	\$0.00	\$0.00	\$0.00	\$0.00
Building Supplies-Materials-Horticulture	\$0.00	\$0.00	\$0.00	\$0.00	\$0.00	\$0.00	\$0.00
Building Supplies-Materials-Animal	\$3,000.00	\$250.00	\$0.00	\$0.00	\$1,500.00	\$0.00	\$817.84
Building Supplies-Materials-Veterinary	\$0.00	\$0.00	\$0.00	\$0.00	\$0.00	\$0.00	\$0.00
Construction	\$0.00	\$0.00	\$0.00	\$0.00	\$0.00	\$0.00	\$0.00
Construction-Maintenance	\$5,000.00	\$416.67	\$0.00	\$0.00	\$2,499.98	\$0.00	\$0.00
Construction-Horticulture	\$0.00	\$0.00	\$0.00	\$0.00	\$0.00	\$0.00	\$0.00
Construction-Animal	\$0.00	\$0.00	\$0.00	\$0.00	\$0.00	\$0.00	\$54.34
Exhibit Renovations	\$0.00	\$0.00	\$0.00	\$0.00	\$0.00	\$0.00	\$239.70
Exhibit Renovations-Animal	\$75,000.00	\$6,250.00	\$0.00	\$9,604.57	\$37,500.00	\$0.00	\$24,915.41

# Fresno's Chaffee Zoo Corporation

## Income Statement

June 2018

	2018 Budget	June Budget	June Measure Z	June Actual	YTD Budget	YTD Measure Z	YTD Actual
Exhibit Maintenance-Animal	\$0.00	\$0.00	\$0.00	\$0.00	\$0.00	\$0.00	\$86.38
Exhibit Maint-Valley Farms-Animals	\$20,000.00	\$1,666.67	\$0.00	\$0.00	\$9,999.98	\$0.00	\$0.00
Improvements	\$0.00	\$0.00	\$0.00	\$0.00	\$0.00	\$0.00	\$0.00
Improvements-Maintenance	\$0.00	\$0.00	\$0.00	\$0.00	\$0.00	\$0.00	\$0.00
Improvements-Horticulture	\$0.00	\$0.00	\$0.00	\$0.00	\$0.00	\$0.00	\$0.00
Improvements-Animal	\$0.00	\$0.00	\$0.00	\$0.00	\$0.00	\$0.00	\$0.00
Improvements-Education	\$500.00	\$41.67	\$0.00	\$0.00	\$249.98	\$0.00	\$0.00
Improvements-Visitor Services	\$0.00	\$0.00	\$0.00	\$0.00	\$0.00	\$0.00	\$0.00
Improvements-Administration	\$0.00	\$0.00	\$0.00	\$0.00	\$0.00	\$0.00	\$0.00
Irrigation Maintenance and Repair-Horti	\$15,800.00	\$1,316.67	\$0.00	\$0.00	\$7,899.98	\$0.00	\$9,443.66
Irrigation Maintenance and Repair-Anim	\$0.00	\$0.00	\$0.00	\$0.00	\$0.00	\$0.00	\$0.00
LSS Repairs and Replacements-Animals	\$25,000.00	\$2,083.33	\$0.00	\$5,194.70	\$12,499.98	\$0.00	\$16,737.90
Purchases-Benches	\$0.00	\$0.00	\$0.00	\$0.00	\$0.00	\$0.00	\$0.00
Purchases-Benches-Development	\$0.00	\$0.00	\$0.00	\$0.00	\$0.00	\$0.00	\$0.00
Permits	\$0.00	\$0.00	\$0.00	\$0.00	\$0.00	\$0.00	\$0.00
Permits-Maintenance	\$1,000.00	\$83.33	\$0.00	\$0.00	\$499.98	\$0.00	\$126.25
Permits-Animal	\$2,000.00	\$166.67	\$0.00	\$0.00	\$999.98	\$0.00	\$1,882.12
Permits-Veterinary	\$20.00	\$0.00	\$0.00	\$0.00	\$20.00	\$0.00	\$10.00
Permits-Administration	\$0.00	\$0.00	\$0.00	\$0.00	\$0.00	\$0.00	\$442.00
Permits-Operations	\$150.00	\$12.50	\$0.00	\$0.00	\$75.00	\$0.00	\$0.00
Repairs and Replacements	\$100.00	\$8.33	\$0.00	\$0.00	\$49.98	\$0.00	\$0.00
Repairs and Replacements-Maintenance	\$200,000.00	\$16,666.67	\$0.00	\$14,932.27	\$99,999.98	\$0.00	\$122,085.34
Repairs and Replacements-Horticulture	\$2,000.00	\$166.67	\$0.00	\$0.00	\$999.98	\$0.00	\$1,051.30
Repairs and Replacements-Animal	\$70,000.00	\$5,833.33	\$0.00	\$7,748.12	\$34,999.98	\$0.00	\$13,461.56
Repairs and Replacements-Marketing	\$0.00	\$0.00	\$0.00	\$0.00	\$0.00	\$0.00	\$0.00
Repairs and Replacements-Development	\$0.00	\$0.00	\$0.00	\$0.00	\$0.00	\$0.00	\$0.00
Repairs and Replacements-Education	\$3,000.00	\$250.00	\$0.00	\$0.00	\$1,500.00	\$0.00	\$464.97
Repairs and Replacements-Veterinary	\$4,000.00	\$333.33	\$0.00	\$0.00	\$1,999.98	\$0.00	\$141.48
Repairs and Replacements-Security	\$3,000.00	\$250.00	\$0.00	\$905.93	\$1,500.00	\$0.00	\$4,054.10
Repairs and Replacements-Visitor Servic	\$750.00	\$62.50	\$0.00	\$0.00	\$375.00	\$0.00	\$0.00
Repairs and Replacements-Administratic	\$2,000.00	\$166.67	\$0.00	\$0.00	\$999.98	\$0.00	\$142.48

# Fresno's Chaffee Zoo Corporation

## Income Statement

June 2018

	2018 Budget	June Budget	June Measure Z	June Actual	YTD Budget	YTD Measure Z	YTD Actual
Repairs and Replacements-Operations	\$150.00	\$12.50	\$0.00	\$0.00	\$75.00	\$0.00	\$0.00
Structural Repairs	\$0.00	\$0.00	\$0.00	\$0.00	\$0.00	\$0.00	\$0.00
Structural Repairs-Education	\$0.00	\$0.00	\$0.00	\$0.00	\$0.00	\$0.00	\$0.00
Purchases-Benches-Res	\$0.00	\$0.00	\$0.00	\$0.00	\$0.00	\$0.00	\$0.00
Repairs and Replacements-Capital Project	\$0.00	\$0.00	\$0.00	\$0.00	\$0.00	\$0.00	\$0.00
<b>Total Repairs and Replacements</b>	<b>\$432,470.00</b>	<b>\$36,037.51</b>	<b>\$0.00</b>	<b>\$38,385.59</b>	<b>\$216,244.74</b>	<b>\$0.00</b>	<b>\$196,156.83</b>
<b>Service/Bank/Credit Card Fees</b>							
Bank Fees-Measure Z	\$0.00	\$0.00	\$0.00	\$0.00	\$0.00	\$0.00	\$0.00
Bank Fees-Measure Z-Administration	\$120.00	\$10.00	\$0.00	\$40.00	\$60.00	\$0.00	\$130.00
Bank Charges	\$50,000.00	\$4,166.67	\$0.00	(\$4.53)	\$24,999.98	\$0.00	\$28,557.58
Bank Charges-Maintenance	\$0.00	\$0.00	\$0.00	\$23.70	\$0.00	\$0.00	\$142.20
Bank Charges-Horticulture	\$0.00	\$0.00	\$0.00	\$3.95	\$0.00	\$0.00	\$23.70
Bank Charges-Animal	\$2,000.00	\$166.67	\$0.00	\$67.15	\$999.98	\$0.00	\$391.05
Bank Charges-Marketing	\$0.00	\$0.00	\$0.00	\$3.95	\$0.00	\$0.00	\$23.70
Bank Charges-Membership	\$50.00	\$4.17	\$0.00	\$0.00	\$24.98	\$0.00	\$7.90
Bank Charges-Development	\$0.00	\$0.00	\$0.00	\$3.95	\$0.00	\$0.00	\$23.70
Bank Charges-Education	\$0.00	\$0.00	\$0.00	\$3.95	\$0.00	\$0.00	\$31.60
Bank Charges-Veterinary	\$0.00	\$0.00	\$0.00	\$7.90	\$0.00	\$0.00	\$43.45
Bank Charges-Security	\$0.00	\$0.00	\$0.00	\$0.00	\$0.00	\$0.00	\$0.00
Bank Charges-Visitor Services	\$80.00	\$6.67	\$0.00	\$0.00	\$39.98	\$0.00	\$0.00
Bank Charges-Administration	\$6,500.00	\$541.67	\$0.00	\$631.95	\$3,249.98	\$0.00	\$3,753.19
Bank Charges-Operations	\$0.00	\$0.00	\$0.00	\$0.00	\$0.00	\$0.00	\$0.00
Credit Card Fees	\$0.00	\$0.00	\$0.00	\$0.00	\$0.00	\$0.00	\$0.00
Credit Card Fees-Maintenance	\$0.00	\$0.00	\$0.00	\$0.00	\$0.00	\$0.00	\$0.00
Credit Card Fees-Animal	\$0.00	\$0.00	\$0.00	\$0.00	\$0.00	\$0.00	\$0.00
Credit Card Fees-Membership	\$10,000.00	\$833.33	\$0.00	\$24.95	\$4,999.98	\$0.00	\$677.95
Credit Card Fees-Development	\$0.00	\$0.00	\$0.00	\$0.00	\$0.00	\$0.00	\$0.00
Credit Card Fees-Education	\$2,000.00	\$166.67	\$0.00	\$0.00	\$999.98	\$0.00	\$720.64
Credit Card Fees-Veterinary	\$0.00	\$0.00	\$0.00	\$157.59	\$0.00	\$0.00	\$157.59
Credit Card Fees-Visitor Services	\$115,000.00	\$9,583.33	\$0.00	\$20,402.13	\$57,499.98	\$0.00	\$74,439.32

# Fresno's Chaffee Zoo Corporation

## Income Statement

June 2018

	2018 Budget	June Budget	June Measure Z	June Actual	YTD Budget	YTD Measure Z	YTD Actual
Credit Card Fees-Administration	\$0.00	\$0.00	\$0.00	\$0.00	\$0.00	\$0.00	\$0.00
Credit Card Chargebacks	\$0.00	\$0.00	\$0.00	\$0.00	\$0.00	\$0.00	\$0.00
Interest Expense	\$12,500.00	\$1,041.67	\$0.00	\$0.00	\$6,249.98	\$0.00	\$9,091.66
Returned Checks From Patrons	\$0.00	\$0.00	\$0.00	\$0.00	\$0.00	\$0.00	\$0.00
Returned Checks From Patrons-Member	\$0.00	\$0.00	\$0.00	\$0.00	\$0.00	\$0.00	\$0.00
Bank Charges-Res	\$0.00	\$0.00	\$0.00	\$0.00	\$0.00	\$0.00	\$0.00
<b>Total Service/Bank/Credit Card Fees</b>	<b>\$198,250.00</b>	<b>\$16,520.85</b>	<b>\$0.00</b>	<b>\$21,366.64</b>	<b>\$99,124.82</b>	<b>\$0.00</b>	<b>\$118,215.23</b>
<b>Signage</b>							
Signage	\$0.00	\$0.00	\$0.00	\$0.00	\$0.00	\$0.00	\$0.00
Signage-Maintenance	\$2,159.00	\$179.92	\$0.00	\$0.00	\$1,079.48	\$0.00	\$3,126.71
Signage-Horticulture	\$1,000.00	\$83.33	\$0.00	\$0.00	\$499.98	\$0.00	\$0.00
Signage - Animal	\$0.00	\$0.00	\$0.00	\$0.00	\$0.00	\$0.00	\$0.00
Signage-Marketing	\$1,250.00	\$104.17	\$0.00	\$371.80	\$624.98	\$0.00	\$636.59
Signage-Membership	\$0.00	\$0.00	\$0.00	\$0.00	\$0.00	\$0.00	\$0.00
Signage-Development	\$0.00	\$0.00	\$0.00	\$0.00	\$0.00	\$0.00	\$0.00
Signage-Education	\$20,000.00	\$1,666.67	\$0.00	\$226.75	\$9,999.98	\$0.00	\$762.07
Signage-Veterinary	\$2,000.00	\$0.00	\$0.00	\$0.00	\$2,000.00	\$0.00	\$0.00
Signage-Security	\$0.00	\$0.00	\$0.00	\$0.00	\$0.00	\$0.00	\$0.00
Signage-Visitor Services	\$1,000.00	\$83.33	\$0.00	\$167.98	\$499.98	\$0.00	\$8,415.05
Signage-Administration	\$0.00	\$0.00	\$0.00	\$0.00	\$0.00	\$0.00	\$0.00
Signage-Human Resources	\$1,000.00	\$83.33	\$0.00	\$0.00	\$499.98	\$0.00	\$0.00
Signage-Capital Projects	\$0.00	\$0.00	\$0.00	\$0.00	\$0.00	\$0.00	\$0.00
<b>Total Signage</b>	<b>\$28,409.00</b>	<b>\$2,200.75</b>	<b>\$0.00</b>	<b>\$766.53</b>	<b>\$15,204.38</b>	<b>\$0.00</b>	<b>\$12,940.42</b>
<b>Specialized Services</b>							
Misc. Specialized Services	\$500.00	\$41.67	\$0.00	\$0.00	\$249.98	\$0.00	\$0.00
Misc. Specialized Services-Maintenance	\$0.00	\$0.00	\$0.00	\$0.00	\$0.00	\$0.00	\$82.53
Misc. Specialized Services-Horticulture	\$1,250.00	\$104.17	\$0.00	\$0.00	\$624.98	\$0.00	\$0.00
Misc. Specialized Services-Animal	\$2,000.00	\$166.67	\$0.00	\$0.00	\$999.98	\$0.00	\$0.00
Misc. Specialized Services-Marketing	\$0.00	\$0.00	\$0.00	\$0.00	\$0.00	\$0.00	\$0.00



# Fresno's Chaffee Zoo Corporation

## Income Statement

June 2018

	2018 Budget	June Budget	June Measure Z	June Actual	YTD Budget	YTD Measure Z	YTD Actual
Misc. Specialized Services-Memberships	\$0.00	\$0.00	\$0.00	\$0.00	\$0.00	\$0.00	\$0.00
Misc. Specialized Services-Development	\$0.00	\$0.00	\$0.00	\$0.00	\$0.00	\$0.00	\$0.00
Misc. Specialized Services-Education	\$2,000.00	\$166.67	\$0.00	\$0.00	\$999.98	\$0.00	\$0.00
Misc. Specialized Services-Veterinary	\$0.00	\$0.00	\$0.00	\$0.00	\$0.00	\$0.00	\$1,353.00
Misc. Specialized Services-Security	\$0.00	\$0.00	\$0.00	\$0.00	\$0.00	\$0.00	\$70.00
Misc. Specialized Services-Visitor Service	\$0.00	\$0.00	\$0.00	\$0.00	\$0.00	\$0.00	\$0.00
Misc. Specialized Services-Administration	\$1,000.00	\$83.33	\$0.00	\$0.00	\$499.98	\$0.00	\$103.49
Misc. Specialized Services-Information Technology	\$0.00	\$0.00	\$0.00	\$0.00	\$0.00	\$0.00	\$0.00
Misc. Specialized Services-Human Resources	\$15,000.00	\$0.00	\$0.00	\$1,647.00	\$0.00	\$0.00	\$7,707.00
Misc. Specialized Services-Operations	\$0.00	\$0.00	\$0.00	\$0.00	\$0.00	\$0.00	\$0.00
Irrigation Construction (New)-Horticulture	\$5,000.00	\$416.67	\$0.00	\$0.00	\$2,499.98	\$0.00	\$0.00
Paver Engraving-Development	\$25,000.00	\$2,083.33	\$0.00	\$0.00	\$12,499.98	\$0.00	\$3,375.00
<b>Total Specialized Services</b>	<b>\$51,750.00</b>	<b>\$3,062.51</b>	<b>\$0.00</b>	<b>\$1,647.00</b>	<b>\$18,374.86</b>	<b>\$0.00</b>	<b>\$12,691.02</b>
<b>Staff Development</b>							
Staff Development-Conf/Travel	\$36,723.00	\$1,000.00	\$0.00	\$5,279.34	\$12,000.00	\$0.00	\$10,697.80
Staff Development-Conf/Travel-Mainten	\$6,000.00	\$500.00	\$0.00	\$0.00	\$3,000.00	\$0.00	\$0.00
Staff Development-Conf/Travel-Horticult	\$4,700.00	\$391.67	\$0.00	\$0.00	\$2,349.98	\$0.00	\$0.00
Staff Development-Conf/Travel-Animal	\$41,400.00	\$3,300.00	\$0.00	\$1,906.64	\$21,600.00	\$0.00	\$10,813.08
Staff Development-Conf/Travel-Marketir	\$3,000.00	\$250.00	\$0.00	\$0.00	\$1,500.00	\$0.00	\$20.00
Staff Development-Conf/Travel-Member	\$4,000.00	\$333.33	\$0.00	\$0.00	\$1,999.98	\$0.00	\$691.64
Staff Development-Conf/Travel-Develop	\$3,500.00	\$291.67	\$0.00	\$0.00	\$1,749.98	\$0.00	\$50.00
Staff Development-Conf/Travel-Educatic	\$9,500.00	\$791.67	\$0.00	\$829.99	\$4,749.98	\$0.00	\$3,072.05
Staff Development-Conf/Travel-Voluntee	\$500.00	\$41.67	\$0.00	\$0.00	\$249.98	\$0.00	\$0.00
Staff Development-Conf/Travel-Veterina	\$10,000.00	\$2,495.00	\$0.00	\$0.00	\$5,875.00	\$0.00	\$0.00
Staff Development-Conf/Travel-Security	\$8,500.00	\$708.33	\$0.00	\$0.00	\$4,249.98	\$0.00	\$1,769.11
Staff Development-Conf/Travel-Visitor S	\$4,062.00	\$338.50	\$0.00	\$0.00	\$2,031.00	\$0.00	\$123.40
Staff Development-Conf/Travel-Admin	\$18,500.00	\$500.00	\$0.00	\$1,519.36	\$14,000.00	\$0.00	\$2,839.38
Staff Development-Conf/Travel-Human I	\$5,500.00	\$0.00	\$0.00	\$557.99	\$3,500.00	\$0.00	\$4,523.86
Staff Development-Conf/Travel-Operatic	\$5,500.00	\$458.33	\$0.00	\$797.20	\$2,749.98	\$0.00	\$797.20
Staff Development-Training	\$25,000.00	\$3,000.00	\$0.00	\$1,739.00	\$25,000.00	\$0.00	\$1,739.00

# Fresno's Chaffee Zoo Corporation

## Income Statement

June 2018

	2018 Budget	June Budget	June Measure Z	June Actual	YTD Budget	YTD Measure Z	YTD Actual
Staff Development-Training-Maintenanc	\$0.00	\$0.00	\$0.00	\$0.00	\$0.00	\$0.00	\$0.00
Staff Development-Training-Horticulture	\$0.00	\$0.00	\$0.00	\$0.00	\$0.00	\$0.00	\$0.00
Staff Development-Training-Animal	\$1,000.00	\$83.33	\$0.00	\$843.30	\$499.98	\$0.00	\$843.30
Staff Development-Training-Marketing	\$0.00	\$0.00	\$0.00	\$0.00	\$0.00	\$0.00	\$0.00
Staff Development-Training-Membership	\$500.00	\$41.67	\$0.00	\$0.00	\$249.98	\$0.00	\$0.00
Staff Development-Training-Development	\$0.00	\$0.00	\$0.00	\$0.00	\$0.00	\$0.00	\$0.00
Staff Development-Training-Education	\$0.00	\$0.00	\$0.00	\$0.00	\$0.00	\$0.00	\$0.00
Staff Development-Training-Volunteer	\$0.00	\$0.00	\$0.00	\$0.00	\$0.00	\$0.00	\$0.00
Staff Development-Training-Veterinary	\$0.00	\$0.00	\$0.00	\$0.00	\$0.00	\$0.00	\$0.00
Staff Development-Training-Security	\$0.00	\$0.00	\$0.00	\$0.00	\$0.00	\$0.00	\$270.00
Staff Development-Training-Visitor Services	\$2,000.00	\$166.67	\$0.00	\$350.00	\$999.98	\$0.00	\$350.00
Staff Development-Training-Administration	\$0.00	\$0.00	\$0.00	\$0.00	\$0.00	\$0.00	\$0.00
Staff Development-Training-Human Resources	\$16,277.00	\$600.00	\$0.00	\$0.00	\$3,200.00	\$0.00	\$603.00
Staff Development-Training-Finance	\$0.00	\$0.00	\$0.00	\$0.00	\$0.00	\$0.00	\$0.00
Staff Development-Training	\$0.00	\$0.00	\$0.00	\$0.00	\$0.00	\$0.00	\$361.42
<b>Total Staff Development</b>	<b>\$206,162.00</b>	<b>\$15,291.84</b>	<b>\$0.00</b>	<b>\$13,822.82</b>	<b>\$111,555.80</b>	<b>\$0.00</b>	<b>\$39,564.24</b>
<b>Supplies</b>							
Bedding Materials	\$0.00	\$0.00	\$0.00	\$0.00	\$0.00	\$0.00	\$0.00
Conservation Wine-Development	\$0.00	\$0.00	\$0.00	\$0.00	\$0.00	\$0.00	\$0.00
Cleaning-Janitorial Supplies	\$0.00	\$0.00	\$0.00	\$0.00	\$0.00	\$0.00	\$0.00
Cleaning-Janitorial Supplies-Maintenance	\$108,000.00	\$9,000.00	\$0.00	\$14,612.95	\$54,000.00	\$0.00	\$50,585.53
Cleaning-Janitorial Supplies-Horticulture	\$0.00	\$0.00	\$0.00	\$0.00	\$0.00	\$0.00	\$0.00
Cleaning-Janitorial Supplies-Animal	\$6,000.00	\$500.00	\$0.00	\$0.00	\$3,000.00	\$0.00	\$0.00
Cleaning-Janitorial Supplies-Education	\$0.00	\$0.00	\$0.00	\$0.00	\$0.00	\$0.00	\$0.00
Cleaning-Janitorial Supplies-Veterinary	\$0.00	\$0.00	\$0.00	\$0.00	\$0.00	\$0.00	\$0.00
Cleaning-Janitorial Supplies-Visitor Services	\$0.00	\$0.00	\$0.00	\$0.00	\$0.00	\$0.00	\$0.00
Display and Exhibit supplies	\$0.00	\$0.00	\$0.00	\$0.00	\$0.00	\$0.00	\$0.00
Display and Exhibit Supplies-Animal	\$80,000.00	\$6,666.67	\$0.00	\$3,785.09	\$39,999.98	\$0.00	\$26,545.73
Display and Exhibit Supplies-Education	\$6,000.00	\$500.00	\$0.00	\$0.00	\$3,000.00	\$0.00	\$1,915.14
Docent Activities Expense	\$0.00	\$0.00	\$0.00	\$0.00	\$0.00	\$0.00	\$0.00

# Fresno's Chaffee Zoo Corporation

## Income Statement

June 2018

	2018 Budget	June Budget	June Measure Z	June Actual	YTD Budget	YTD Measure Z	YTD Actual
Docent Activities Expense-Volunteer	\$3,000.00	\$250.00	\$0.00	\$0.00	\$1,500.00	\$0.00	\$2,273.92
Enrichment Supplies	\$0.00	\$0.00	\$0.00	\$0.00	\$0.00	\$0.00	\$0.00
Enrichment Supplies	\$0.00	\$0.00	\$0.00	\$0.00	\$0.00	\$0.00	\$0.00
Event Supplies	\$0.00	\$0.00	\$0.00	\$0.00	\$0.00	\$0.00	\$0.00
Event Supplies-Marketing	\$2,500.00	\$208.33	\$0.00	\$0.00	\$1,249.98	\$0.00	\$0.00
Event Supplies-Development	\$9,450.00	\$477.08	\$0.00	\$0.00	\$6,587.48	\$0.00	\$53.50
Event Supplies-Education	\$0.00	\$0.00	\$0.00	\$0.00	\$0.00	\$0.00	\$0.00
Event Supplies-Volunteer	\$0.00	\$0.00	\$0.00	\$0.00	\$0.00	\$0.00	\$0.00
Fundraising Pins-Development	\$0.00	\$0.00	\$0.00	\$0.00	\$0.00	\$0.00	\$0.00
Graphic Supplies	\$0.00	\$0.00	\$0.00	\$0.00	\$0.00	\$0.00	\$0.00
Landscaping/Plants	\$0.00	\$0.00	\$0.00	\$0.00	\$0.00	\$0.00	\$0.00
Landscaping/Plants-Maintenance	\$0.00	\$0.00	\$0.00	\$0.00	\$0.00	\$0.00	\$200.85
Landscaping/Plants-Horticulture	\$38,000.00	\$3,166.67	\$0.00	\$8,654.81	\$18,999.98	\$0.00	\$26,794.51
Landscaping/Plants-Animal	\$5,000.00	\$416.67	\$0.00	\$0.00	\$2,499.98	\$0.00	\$794.28
Member Event Expenses	\$0.00	\$0.00	\$0.00	\$0.00	\$0.00	\$0.00	\$0.00
Member Premiums	\$0.00	\$0.00	\$0.00	\$0.00	\$0.00	\$0.00	\$0.00
Member Premiums-Marketing	\$0.00	\$0.00	\$0.00	\$0.00	\$0.00	\$0.00	\$0.00
Member Premiums-Membership	\$6,000.00	\$500.00	\$0.00	\$0.00	\$3,000.00	\$0.00	\$0.00
Member Premiums-Development	\$7,450.00	\$625.00	\$0.00	\$0.00	\$3,750.00	\$0.00	\$0.00
Pest Control Supplies	\$0.00	\$0.00	\$0.00	\$0.00	\$0.00	\$0.00	\$0.00
Pest Control Supplies-Maintenance	\$100.00	\$8.33	\$0.00	\$0.00	\$49.98	\$0.00	\$0.00
Pest Control Supplies-Horticulture	\$0.00	\$0.00	\$0.00	\$0.00	\$0.00	\$0.00	\$0.00
Pest Control Supplies-Animal	\$500.00	\$41.67	\$0.00	\$0.00	\$249.98	\$0.00	\$0.00
Pest Control Supplies-Veterinary	\$5,200.00	\$433.33	\$0.00	\$0.00	\$2,599.98	\$0.00	\$0.00
Photo Supplies	\$0.00	\$0.00	\$0.00	\$0.00	\$0.00	\$0.00	\$0.00
Photo Supplies-Visitor Services	\$0.00	\$0.00	\$0.00	\$0.00	\$0.00	\$0.00	\$0.00
Small Tools	\$0.00	\$0.00	\$0.00	\$0.00	\$0.00	\$0.00	\$0.00
Small Tools-Maintenance	\$3,000.00	\$250.00	\$0.00	\$388.03	\$1,500.00	\$0.00	\$564.02
Small Tools-Horticulture	\$1,200.00	\$100.00	\$0.00	\$0.00	\$600.00	\$0.00	\$589.62
Small Tools-Animal	\$2,000.00	\$166.67	\$0.00	\$0.00	\$999.98	\$0.00	\$0.00
Supplies	\$500.00	\$41.67	\$0.00	\$0.00	\$249.98	\$0.00	\$0.00

# Fresno's Chaffee Zoo Corporation

## Income Statement

June 2018

	2018 Budget	June Budget	June Measure Z	June Actual	YTD Budget	YTD Measure Z	YTD Actual
Supplies-Maintenance	\$29,525.00	\$2,460.42	\$0.00	\$1,513.85	\$14,762.48	\$0.00	\$17,501.93
Supplies-Horticulture	\$500.00	\$41.67	\$0.00	\$1,249.51	\$249.98	\$0.00	\$4,267.41
Supplies-Animal	\$0.00	\$0.00	\$0.00	\$0.00	\$0.00	\$0.00	\$0.00
Supplies-Marketing	\$4,750.00	\$395.83	\$0.00	\$122.46	\$2,374.98	\$0.00	\$1,278.08
Supplies-Membership	\$1,000.00	\$83.33	\$0.00	\$217.41	\$499.98	\$0.00	\$237.71
Supplies-Development	\$11,500.00	\$958.33	\$0.00	\$2,560.28	\$5,749.98	\$0.00	\$6,818.73
Supplies-Education	\$18,000.00	\$1,500.00	\$0.00	\$7,143.76	\$9,000.00	\$0.00	\$9,143.99
Supplies-Volunteer	\$2,500.00	\$208.33	\$0.00	\$0.00	\$1,249.98	\$0.00	\$0.00
Supplies-Veterinary	\$56,400.00	\$4,700.00	\$0.00	\$4,874.89	\$28,200.00	\$0.00	\$27,426.31
Supplies-Security	\$1,000.00	\$83.33	\$0.00	\$252.40	\$499.98	\$0.00	\$1,603.38
Supplies-Visitor Services	\$8,000.00	\$666.67	\$0.00	\$23.94	\$3,999.98	\$0.00	\$1,261.30
Supplies-Administration	\$1,000.00	\$83.33	\$0.00	\$12.68	\$499.98	\$0.00	\$260.48
Supplies-Human Resources	\$0.00	\$0.00	\$0.00	\$0.00	\$0.00	\$0.00	\$0.00
Supplies-Operations	\$250.00	\$20.83	\$0.00	\$0.00	\$124.98	\$0.00	\$0.00
Water Quality Supplies-Animal	\$75,000.00	\$6,250.00	\$0.00	\$11,349.97	\$37,500.00	\$0.00	\$42,662.72
<b>Total Supplies</b>	<b>\$493,325.00</b>	<b>\$40,804.16</b>	<b>\$0.00</b>	<b>\$56,762.03</b>	<b>\$248,549.60</b>	<b>\$0.00</b>	<b>\$222,779.14</b>

Telephone

Telephone	\$52,000.00	\$4,333.33	\$0.00	\$3,593.90	\$25,999.98	\$0.00	\$14,616.34
Telephone-Maintenance	\$750.00	\$62.50	\$0.00	\$25.20	\$375.00	\$0.00	\$150.20
Telephone-Horticulture	\$0.00	\$0.00	\$0.00	\$0.00	\$0.00	\$0.00	\$0.00
Telephone-Animal	\$4,000.00	\$333.33	\$0.00	\$320.05	\$1,999.98	\$0.00	\$2,649.30
Telephone-Marketing	\$300.00	\$25.00	\$0.00	\$25.00	\$150.00	\$0.00	\$150.10
Telephone-Membership	\$300.00	\$25.00	\$0.00	\$25.00	\$150.00	\$0.00	\$150.00
Telephone-Development	\$500.00	\$41.67	\$0.00	\$25.00	\$249.98	\$0.00	\$150.00
Telephone-Education	\$1,800.00	\$150.00	\$0.00	\$75.00	\$900.00	\$0.00	\$642.22
Telephone-Veterinary	\$1,445.00	\$120.42	\$0.00	\$424.08	\$722.48	\$0.00	\$937.48
Telephone-Security	\$800.00	\$66.67	\$0.00	\$62.65	\$399.98	\$0.00	\$344.33
Telephone-Visitor Services	\$2,700.00	\$225.00	\$0.00	\$25.00	\$1,350.00	\$0.00	\$150.10
Telephone-Administration	\$2,100.00	\$175.00	\$0.00	\$116.98	\$1,050.00	\$0.00	\$609.90
Telephone-Human Resource	\$300.00	\$25.00	\$0.00	\$25.00	\$150.00	\$0.00	\$150.00

# Fresno's Chaffee Zoo Corporation

## Income Statement

Ties to General Ledger

June 2018

	2018 Budget	June Budget	June Measure Z	June Actual	YTD Budget	YTD Measure Z	YTD Actual
Telephone-Operations	\$300.00	\$25.00	\$0.00	\$25.00	\$150.00	\$0.00	\$150.00
Total Telephone	\$67,295.00	\$5,607.92	\$0.00	\$4,767.86	\$33,647.40	\$0.00	\$20,849.97
Uniforms							
Uniforms	\$7,500.00	\$625.00	\$0.00	\$0.00	\$3,750.00	\$0.00	\$0.00
Uniforms-Maintenance	\$2,500.00	\$208.33	\$0.00	\$329.08	\$1,249.98	\$0.00	\$1,057.59
Uniforms-Horticulture	\$1,200.00	\$100.00	\$0.00	\$82.04	\$600.00	\$0.00	\$302.18
Uniforms-Animal	\$15,000.00	\$1,250.00	\$0.00	\$644.35	\$7,500.00	\$0.00	\$2,217.36
Uniforms-Marketing	\$1,000.00	\$83.33	\$0.00	\$0.00	\$499.98	\$0.00	\$0.00
Uniforms-Membership	\$50.00	\$4.17	\$0.00	\$0.00	\$24.98	\$0.00	\$0.00
Uniforms-Development	\$0.00	\$0.00	\$0.00	\$0.00	\$0.00	\$0.00	\$0.00
Uniforms-Education	\$3,000.00	\$250.00	\$0.00	\$136.02	\$1,500.00	\$0.00	\$397.52
Uniforms-Volunteer	\$6,000.00	\$500.00	\$0.00	\$0.00	\$3,000.00	\$0.00	\$2,166.66
Uniforms-Veterinary	\$400.00	\$0.00	\$0.00	\$0.00	\$300.00	\$0.00	\$286.10
Uniforms-Security	\$1,700.00	\$141.67	\$0.00	\$190.81	\$849.98	\$0.00	\$212.79
Uniforms-Visitor Services	\$1,750.00	\$145.83	\$0.00	\$0.00	\$874.98	\$0.00	\$66.97
Uniforms-Administration	\$750.00	\$62.50	\$0.00	\$0.00	\$375.00	\$0.00	\$0.00
Uniforms-Human Resource	\$0.00	\$0.00	\$0.00	\$1,141.25	\$0.00	\$0.00	\$9,670.91
Uniform-Teen Volunteer	\$0.00	\$0.00	\$0.00	\$33.72	\$0.00	\$0.00	\$33.72
Total Uniforms	\$40,850.00	\$3,370.83	\$0.00	\$2,557.27	\$20,524.90	\$0.00	\$16,411.80
Utilities							
Utilities Gas & Electric	\$725,000.00	\$70,000.00	✓ \$62,429.79 2/	\$62,429.79	\$340,000.00	\$276,584.14	\$276,584.14
Utilities Gas & Electric-Administration	\$0.00	\$0.00	\$0.00	\$0.00	\$0.00	\$0.00	\$0.00
Utilities Water & Sewer	\$65,000.00	\$5,416.67	\$0.00	\$11,627.56	\$32,499.98	\$0.00	\$42,887.24
Utilities Water & Sewer-Administration	\$0.00	\$0.00	\$0.00	\$0.00	\$0.00	\$0.00	\$0.00
Waste Services	\$0.00	\$0.00	\$0.00	\$1,849.38	\$0.00	\$0.00	\$22,252.75
Total Utilities	\$790,000.00	\$75,416.67	\$62,429.79	\$75,906.73	\$372,499.98	\$276,584.14	\$341,724.13
Other							
Miscellaneous	\$4,598.00	\$383.17	\$0.00	\$0.00	\$2,298.98	\$0.00	\$1,435.50

# Fresno's Chaffee Zoo Corporation

## Income Statement

June 2018

	2018 Budget	June Budget	June Measure Z	June Actual	YTD Budget	YTD Measure Z	YTD Actual
Miscellaneous-Maintenance	\$500.00	\$41.67	\$0.00	\$0.00	\$249.98	\$0.00	\$0.00
Miscellaneous-Horticulture	\$500.00	\$41.67	\$0.00	\$0.00	\$249.98	\$0.00	\$0.00
Miscellaneous-Animal	\$2,000.00	\$166.67	\$0.00	\$0.00	\$999.98	\$0.00	\$516.01
Miscellaneous-Marketing	\$0.00	\$0.00	\$0.00	\$0.00	\$0.00	\$0.00	\$0.00
Miscellaneous-Development	\$0.00	\$0.00	\$0.00	\$0.00	\$0.00	\$0.00	\$0.00
Miscellaneous-Education	\$500.00	\$41.67	\$0.00	\$0.00	\$249.98	\$0.00	\$0.00
Miscellaneous-Docent	\$0.00	\$0.00	\$0.00	\$0.00	\$0.00	\$0.00	\$0.00
Miscellaneous-Veterinary	\$1,000.00	\$83.33	\$0.00	\$0.00	\$499.98	\$0.00	\$0.00
Miscellaneous-Security	\$0.00	\$0.00	\$0.00	\$0.00	\$0.00	\$0.00	\$0.00
Miscellaneous-Visitor Services	\$0.00	\$0.00	\$0.00	\$0.00	\$0.00	\$0.00	\$0.00
Miscellaneous-Administration	\$1,000.00	\$83.33	\$0.00	\$14.10	\$499.98	\$0.00	\$41.10
Miscellaneous-Human Resources	\$800.00	\$66.67	\$0.00	\$0.00	\$399.98	\$0.00	\$176.00
Miscellaneous-Capital Projects	\$0.00	\$0.00	\$0.00	\$0.00	\$0.00	\$0.00	\$0.00
Grant Fulfillment	\$0.00	\$0.00	\$0.00	\$0.00	\$0.00	\$0.00	\$0.00
Grant Fulfillment-Education	\$500.00	\$41.67	\$0.00	\$0.00	\$249.98	\$0.00	\$6,286.08
Grant Fulfillment-Volunteer	\$0.00	\$0.00	\$0.00	\$0.00	\$0.00	\$0.00	\$0.00
Freight on Purchases	\$0.00	\$0.00	\$0.00	\$0.00	\$0.00	\$0.00	\$0.00
Freight on Purchases-Animal	\$0.00	\$0.00	\$0.00	\$0.00	\$0.00	\$0.00	\$0.00
Freight on Purchases-Visitor Services	\$0.00	\$0.00	\$0.00	\$0.00	\$0.00	\$0.00	\$0.00
Freight on Purchases-Administration	\$0.00	\$0.00	\$0.00	\$0.00	\$0.00	\$0.00	\$0.00
Retail (inventory related)							
Cash Over and Short	\$0.00	\$0.00	\$0.00	\$0.00	\$0.00	\$0.00	\$0.00
Cost of Merchandise Sold	\$0.00	\$0.00	\$0.00	\$0.00	\$0.00	\$0.00	\$0.00
Discounts and Adjustments	\$0.00	\$0.00	\$0.00	\$0.00	\$0.00	\$0.00	\$0.00
Inventory Change-Gift Shop	\$0.00	\$0.00	\$0.00	\$0.00	\$0.00	\$0.00	\$0.00
Loss on Disposal of Asset	\$0.00	\$0.00	\$0.00	\$0.00	\$0.00	\$0.00	\$0.00
Purchases-Merchandise	\$0.00	\$0.00	\$0.00	\$0.00	\$0.00	\$0.00	\$0.00
Total Retail (inventory related)	\$0.00	\$0.00	\$0.00	\$0.00	\$0.00	\$0.00	\$0.00

# Fresno's Chaffee Zoo Corporation

## Income Statement

June 2018

	2018 Budget	June Budget	June Measure Z	June Actual	YTD Budget	YTD Measure Z	YTD Actual
Total Other	\$11,398.00	\$949.85	\$0.00	\$14.10	\$5,698.82	\$0.00	\$8,454.69
<b>Total Other Expenses</b>	<b>\$6,513,239.00</b>	<b>\$539,918.95</b>	<b>\$111,969.49</b>	<b>\$540,247.31</b>	<b>\$3,204,149.52</b>	<b>\$465,899.42</b>	<b>\$2,624,428.93</b>
<b>TOTAL EXPENSES</b>	<b>\$14,783,474.82</b>	<b>\$1,175,657.43</b>	<b>\$412,544.44</b>	<b>\$1,283,746.68</b>	<b>\$7,330,654.05</b>	<b>\$2,268,191.88</b>	<b>\$6,825,331.35</b>
Measure Z Operating Income	\$4,442,222.00	\$347,335.00	\$0.00	\$20.00	\$2,221,107.00	\$0.00	\$1,854,585.20
Measure Z Operating Income-Administr	\$0.00	\$0.00	\$0.00	\$0.00	\$0.00	\$0.00	\$0.00
Measure Z Operating Income-Res	\$0.00	\$0.00	\$0.00	\$0.00	\$0.00	\$0.00	\$0.00
Other Revenue(Expense)							
Board Designated Endowment Income	\$0.00	\$0.00	\$0.00	\$0.00	\$0.00	\$0.00	\$0.00
Board Designated Endowment Income-C	\$10,000.00	\$0.00	\$0.00	\$1,235.00	\$0.00	\$0.00	\$8,425.00
City of Fresno	\$0.00	\$0.00	\$0.00	\$0.00	\$0.00	\$0.00	\$0.00
City of Fresno-Administration	\$0.00	\$0.00	\$0.00	\$0.00	\$0.00	\$0.00	\$0.00
Interest Income	\$380,000.00	\$20,000.00	\$0.00	\$12,799.81	\$85,000.00	\$0.00	\$63,742.30
Interest Income-Administration	\$0.00	\$0.00	\$0.00	\$0.00	\$0.00	\$0.00	\$0.00
Investment Income	\$0.00	\$0.00	\$0.00	\$12,446.57	\$0.00	\$0.00	\$54,309.64
Investment Gain/Loss Unrealized	\$0.00	\$0.00	\$0.00	\$0.00	\$0.00	\$0.00	\$0.00
Investment Gain/Loss Realized	\$0.00	\$0.00	\$0.00	\$0.00	\$0.00	\$0.00	\$0.00
Measure Z Capital Income	\$0.00	\$0.00	\$0.00	\$141,037.04	\$0.00	\$0.00	\$726,341.15
City of Fresno-Res	\$0.00	\$0.00	\$0.00	\$0.00	\$0.00	\$0.00	\$0.00
Investment Income-Res	\$0.00	\$0.00	\$0.00	\$0.00	\$0.00	\$0.00	\$0.00
Investment Gain/Loss Unrealized-Res	\$0.00	\$0.00	\$0.00	\$0.00	\$0.00	\$0.00	\$0.00
Investment Gain/Loss Realized-Res	\$0.00	\$0.00	\$0.00	\$0.00	\$0.00	\$0.00	\$0.00
Measure Z Capital Income-Res	\$0.00	\$0.00	\$0.00	\$0.00	\$0.00	\$0.00	\$0.00
Interest Income-Perm	\$0.00	\$0.00	\$0.00	\$56.30	\$0.00	\$0.00	\$245.89
Investment Income-Perm	\$0.00	\$0.00	\$0.00	\$118.90	\$0.00	\$0.00	\$749.35
Investment Gain/Loss Unrealized-Perm	\$0.00	\$0.00	\$0.00	\$0.00	\$0.00	\$0.00	\$0.00
Investment Gain/Loss Realized-Perm	\$0.00	\$0.00	\$0.00	\$0.00	\$0.00	\$0.00	\$0.00
Other Revenue(Expense)	\$390,000.00	\$20,000.00	\$0.00	\$167,693.62	\$85,000.00	\$0.00	\$853,813.33
<b>BEGINNING FUND BALANCE</b>	<b>\$79,693,994.73</b>	<b>\$81,470,656.95</b>	<b>(\$11,052,928.85)</b>	<b>\$81,470,656.95</b>	<b>\$79,693,994.73</b>	<b>(\$9,197,281.41)</b>	<b>\$79,693,994.73</b>

# Fresno's Chaffee Zoo Corporation

## Income Statement

June 2018

	2018 Budget	June Budget	June Measure Z	June Actual	YTD Budget	YTD Measure Z	YTD Actual
<b>NET SURPLUS/(DEFICIT)</b>	\$843,055.18	\$6,857.75	(\$412,544.44)	(\$222,643.88)	\$294,656.59	(\$2,268,191.88)	\$1,554,018.34
<b>ENDING FUND BALANCE</b>	\$80,537,049.91	\$81,477,514.70	(\$11,465,473.29)	\$81,248,013.07	\$79,988,651.32	(\$11,465,473.29)	\$81,248,013.07



# Fresno's Chaffee Zoo Corporation

## General Ledger Report

June 2018

✓ Ties to attached invoices

✓ Ties to attached income statement

Date	Trans.	Journal	Reference	Debit Amount	Credit Amount	Balance
<b>1-5003-03</b>						
<b>Account: 1-5003-03 (Animal Feed-Animal)</b>						
06/01/2018						Account Beginning Balance \$139,775.58
06/05/2018	12245-304	Accounts Payable	Visa- Premier Valley Bank-Scott-amazon, hotel for Sarah,	\$117.32		
06/11/2018	12227-3	Accounts Payable	Whitie's Pets-Feeder fish	\$32.39		
06/11/2018	12227-5	Accounts Payable	Bassett's Cricket Ranch, Inc.-Crickets	\$565.68		
06/11/2018	12228-10	Accounts Payable	Valley Produce, Inc.-Produce	✓ \$1,355.60		
06/11/2018	12228-12	Accounts Payable	Valley Produce, Inc.-Produce	\$140.00		
06/11/2018	12228-14	Accounts Payable	Valley Produce, Inc.-Produce	\$282.50		
06/11/2018	12228-20	Accounts Payable	Hay Company-Animal feed & supplies	✓ \$4,079.98		
06/11/2018	12228-21	Accounts Payable	Bassett's Cricket Ranch, Inc.-Crickets	\$547.33		
06/13/2018	12245-49	Accounts Payable	Layne Laboratories, Inc.-Frozen Mice	✓ \$1,386.54		
06/14/2018	12290-104	Accounts Payable	Hill's Pet Nutrition Sales, In-Animal Feed	\$238.43		
06/15/2018	12268-31	Accounts Payable	Valley Produce, Inc.-Produce & supplies	\$154.50		
06/15/2018	12268-34	Accounts Payable	Hay Company-Animal feed & supplies	✓ \$5,337.61		
06/15/2018	12290-114	Accounts Payable	Central Nebraska Packing, Inc.-Animal Feed	✓ \$19,202.45		
06/17/2018	12245-248	Accounts Payable	Golden State Bait, Inc.-Fish	\$79.60		
06/17/2018	12245-250	Accounts Payable	Valley Produce, Inc.-Produce	\$25.75		
06/17/2018	12245-252	Accounts Payable	Valley Produce, Inc.-Produce	✓ \$1,487.05		
06/18/2018	12268-35	Accounts Payable	Valley Produce, Inc.-Produce	\$90.00		
06/18/2018	12290-201	Accounts Payable	Central Fish-Fish	\$258.48		
06/18/2018	12290-202	Accounts Payable	Central Fish-Fish	\$25.19		
06/19/2018	12290-203	Accounts Payable	West Coast Processors-Fish	✓ \$1,886.53		
06/19/2018	12290-382	Accounts Payable	Valley Produce, Inc.-Produce	✓ \$1,620.95		
06/21/2018	12245-357	Accounts Payable	Central Fish-Fish	\$27.71		
06/21/2018	12245-360	Accounts Payable	Central Fish-Fish	\$35.27		
06/21/2018	12245-361	Accounts Payable	Central Fish-Fish	\$129.24		
06/21/2018	12245-364	Accounts Payable	Central Fish-Fish	\$35.27		
06/21/2018	12245-365	Accounts Payable	Central Fish-Fish	\$64.62		
06/21/2018	12245-413	Accounts Payable	Layne Laboratories, Inc.-Frozen Mice & Rats	✓ \$1,574.67		
06/21/2018	12245-420	Accounts Payable	Bassett's Cricket Ranch, Inc.-Crickets & Worms	\$565.68		
06/25/2018	12290-102	Accounts Payable	Valley Produce, Inc.-Produce	\$23.00		
06/25/2018	12290-116	Accounts Payable	Bassett's Cricket Ranch, Inc.-Crickets	\$547.33		
06/25/2018	12290-122	Accounts Payable	Whitie's Pets-Feeder Fish	\$12.96		
06/26/2018	12290-106	Accounts Payable	Golden State Bait, Inc.-Fish	\$89.60		
06/26/2018	12290-197	Accounts Payable	Central Fish-Fish	\$193.86		
06/26/2018	12290-198	Accounts Payable	Central Fish-Fish	\$20.15		
06/26/2018	12290-124	Accounts Payable	Valley Produce, Inc.-Produce	✓ \$1,314.55		
06/27/2018	12290-120	Accounts Payable	Whitie's Pets-formula for chicks	\$64.76		

# Fresno's Chaffee Zoo Corporation

## General Ledger Report

June 2018

✓ Ties to attached invoices

✓ Ties to attached income statement

Date	Trans.	Journal	Reference	Debit Amount	Credit Amount	Balance
<b>Account: 1-5003-03 (Animal Feed-Animal)</b>						
06/29/2018	12290-383	Accounts Payable	Valley Produce, Inc.-Produce	\$144.00		
06/29/2018	12290-393	Accounts Payable	Hay Company-Animal Feed & Supplies	✓ \$5,004.60		
06/30/2018	12290-128	Accounts Payable	Valley Produce, Inc.-Produce	\$297.00		
06/30/2018	12290-130	Accounts Payable	Valley Produce, Inc.-Produce	\$262.50		
06/30/2018	12290-193	Accounts Payable	Central Fish-Fish	\$193.86		
06/30/2018	12290-194	Accounts Payable	Central Fish-Fish	\$25.19		
<i>Account Subtotals</i>				\$49,539.70	lf	\$0.00
<i>Account Net Change</i>						\$49,539.70 ✓
<i>Account Ending Balance</i>						<u>\$189,315.28</u>
<b>1-5080-03</b>						
<b>Account: 1-5080-03 (Benefits-Animal)</b>						
<i>Account Beginning Balance</i>						\$176,916.12
06/01/2018						
06/06/2018	12223-33	Accounts Payable	Ameritas Life Insurance Corp.-June-Dental Insurance	\$2,794.24		
06/06/2018	12223-37	Accounts Payable	Sun Life Financial-Life Insurance Premium-June	\$699.50		
06/06/2018	12223-39	Accounts Payable	United Healthcare of Californi-June 2018-Medical Insurance	\$31,023.91		
06/06/2018	12223-41	Accounts Payable	VSP-June 2018-Vision Insurance	\$794.08		
06/08/2018	12219-47	Payroll	HSA Employer Contribution	\$76.92		
06/08/2018	12219-51	Payroll	HSA Employer Contribution	\$692.28		
06/08/2018	12219-57	Payroll	Dual Coverage Surcharge		\$100.00	
06/12/2018	12290-251	Accounts Payable	United Healthcare of Californi-July 2018-Medical Insurance	\$31,271.53		
06/14/2018	12290-234	Accounts Payable	Sun Life Financial-Life Insurance Premium-July	\$700.60		
06/20/2018	12244-3	Cash Receipts	Benefit Premiums- K. Mehling		\$52.80	
06/20/2018	12244-4	Cash Receipts	Benefit Premiums-J. Sanchi		\$70.81	
06/20/2018	12244-5	Cash Receipts	Cobra Insurance Payment- M. Rubinow		\$521.53	
06/20/2018	12290-266	Accounts Payable	VSP-July 2018-Vision Insurance	\$854.62		
06/22/2018	12247-46	Payroll	HSA Employer Contribution	\$76.92		
06/22/2018	12247-50	Payroll	HSA Employer Contribution	\$653.82		
06/22/2018	12247-56	Payroll	Dual Coverage Surcharge		\$50.00	
<i>Account Subtotals</i>				\$69,638.42	lf	\$795.14 lf
<i>Account Net Change</i>						\$68,843.28 ✓
<i>Account Ending Balance</i>						<u>\$245,759.40</u>

# Fresno's Chaffee Zoo Corporation

## General Ledger Report

June 2018

✓ Ties to attached invoices

✓ Ties to attached income statement

Date	Trans.	Journal	Reference	Debit Amount	Credit Amount	Balance
<b>Account: 1-5080-10 (Benefits-Veterinary)</b>						
06/01/2018						Account Beginning Balance \$16,047.64
06/06/2018	12223-168	Accounts Payable	Sun Life Financial-Life Insurance Premium-June	\$65.06		
06/06/2018	12223-187	Accounts Payable	Ameritas Life Insurance Corp.-June-Dental Insurance	\$240.52		
06/06/2018	12223-203	Accounts Payable	United Healthcare of Californi-June 2018-Medical Insurance	\$6,232.76		
06/06/2018	12223-221	Accounts Payable	VSP-June 2018-Vision Insurance	\$64.32		
06/08/2018	12219-52	Payroll	HSA Employer Contribution	\$76.92		
06/12/2018	12290-254	Accounts Payable	United Healthcare of Californi-July 2018-Medical Insurance	\$2,726.12		
06/14/2018	12290-238	Accounts Payable	Sun Life Financial-Life Insurance Premium-July	\$65.06		
06/20/2018	12290-269	Accounts Payable	VSP-July 2018-Vision Insurance	\$64.32		
06/22/2018	12247-51	Payroll	HSA Employer Contribution	\$76.92		
			Account Subtotals	\$9,612.00	\$0.00	
06/30/2018			Account Net Change			\$9,612.00 ✓
06/30/2018			Account Ending Balance			<u>\$25,659.64</u>
<b>1-5131-03</b>						
<b>Account: 1-5131-03 (Payroll Taxes-Animal)</b>						
06/01/2018						Account Beginning Balance \$76,844.87
06/08/2018	12219-69	Payroll	Payroll Taxes	\$645.33		
06/08/2018	12219-75	Payroll	Payroll Taxes	\$6,219.13		
06/22/2018	12247-68	Payroll	Payroll Taxes	\$633.96		
06/22/2018	12247-74	Payroll	Payroll Taxes	\$6,142.29		
			Account Subtotals	\$13,640.71	\$0.00	
06/30/2018			Account Net Change			\$13,640.71 ✓
06/30/2018			Account Ending Balance			<u>\$90,485.58</u>
<b>1-5131-10</b>						
<b>Account: 1-5131-10 (Payroll Taxes-Veterinary)</b>						
06/01/2018						Account Beginning Balance \$6,782.47
06/08/2018	12219-76	Payroll	Payroll Taxes	\$592.96		
06/22/2018	12247-75	Payroll	Payroll Taxes	\$714.68		

# Fresno's Chaffee Zoo Corporation

## General Ledger Report

June 2018

✓ Ties to attached invoices

✓ Ties to attached income statement

Date	Trans.	Journal	Reference	Debit Amount	Credit Amount	Balance
<b>Account: 1-5131-10 (Payroll Taxes-Veterinary)</b>						
			<i>Account Subtotals</i>	\$1,307.64 <span style="color: blue;">↓↑</span>	\$0.00	
06/30/2018			<i>Account Net Change</i>			\$1,307.64 ✓
06/30/2018			<i>Account Ending Balance</i>			<u>\$8,090.11</u>
<b>1-5153-03</b>						
<b>Account: 1-5153-03 (Retirement Contribution-Animal)</b>						
06/01/2018			<i>Account Beginning Balance</i>			\$27,846.47
06/08/2018	12219-20	Payroll	6/8/2018 retirement match	\$130.29		
06/08/2018	12219-26	Payroll	6/8/2018 retirement match	\$2,260.59		
06/22/2018	12247-20	Payroll	6/22/2018 retirement match	\$128.42		
06/22/2018	12247-25	Payroll	6/22/2018 retirement match	\$2,239.53		
			<i>Account Subtotals</i>	\$4,758.83 <span style="color: blue;">↓↑</span>	\$0.00	
06/30/2018			<i>Account Net Change</i>			\$4,758.83 ✓
06/30/2018			<i>Account Ending Balance</i>			<u>\$32,605.30</u>
<b>1-5153-10</b>						
<b>Account: 1-5153-10 (Retirement Contribution-Veterinary)</b>						
06/01/2018			<i>Account Beginning Balance</i>			\$2,019.74
06/08/2018	12219-27	Payroll	6/8/2018 retirement match	\$188.70		
06/22/2018	12247-26	Payroll	6/22/2018 retirement match	\$189.16		
			<i>Account Subtotals</i>	\$377.86 <span style="color: blue;">↓↑</span>	\$0.00	
06/30/2018			<i>Account Net Change</i>			\$377.86 ✓
06/30/2018			<i>Account Ending Balance</i>			<u>\$2,397.60</u>
<b>1-5165-03</b>						
<b>Account: 1-5165-03 (Salaries-Animal)</b>						
06/01/2018			<i>Account Beginning Balance</i>			\$1,010,427.11
06/08/2018	12219-2	Payroll	Salaries	\$8,435.49		
06/08/2018	12219-8	Payroll	Salaries	\$81,845.06		

# Fresno's Chaffee Zoo Corporation

## General Ledger Report

June 2018

✓ Ties to attached invoices

✓ Ties to attached income statement

Date	Trans.	Journal	Reference	Debit Amount	Credit Amount	Balance
<b>Account: 1-5165-03 (Salaries-Animal)</b>						
06/22/2018	12247-2	Payroll	Salaries	\$8,286.93		
06/22/2018	12247-8	Payroll	Salaries	\$80,791.60		
			<i>Account Subtotals</i>	\$179,359.08	\$0.00	
			<i>Account Net Change</i>			\$179,359.08 ✓
			<i>Account Ending Balance</i>			\$1,189,786.19
<b>1-5165-10</b>						
<b>Account: 1-5165-10 (Salaries-Veterinary)</b>						
			<i>Account Beginning Balance</i>			\$85,122.30
06/08/2018	12219-9	Payroll	Salaries	\$7,794.49		
06/22/2018	12247-9	Payroll	Salaries	\$9,385.56		
			<i>Account Subtotals</i>	\$17,180.05	\$0.00	
			<i>Account Net Change</i>			\$17,180.05 ✓
			<i>Account Ending Balance</i>			\$102,302.35
<b>1-5191-00</b>						
<b>Account: 1-5191-00 (Utilities Gas &amp; Electric)</b>						
			<i>Account Beginning Balance</i>			\$214,154.35
06/13/2018	12245-51	Accounts Payable	P G & E-Service through 5/4/18-06/4/18	\$7,152.67		
06/13/2018	12245-53	Accounts Payable	P G & E-Service through 5/5/18-6/5/18	\$1,985.43		
06/13/2018	12245-55	Accounts Payable	P G & E-Services through 5/4/18-6/4/18	\$52,874.71		
06/20/2018	12268-49	Accounts Payable	P G & E-Services through 05/21/18-06/1	\$146.53		
06/21/2018	12268-56	Accounts Payable	P G & E-Services through 05/22/18-06/2	\$70.39		
06/21/2018	12268-58	Accounts Payable	P G & E-Services through 05/22/18-06/2	\$200.06		
			<i>Account Subtotals</i>	\$62,429.79	\$0.00	
			<i>Account Net Change</i>			\$62,429.79 ✓
			<i>Account Ending Balance</i>			\$276,584.14
<b>1-5200-03</b>						
<b>Account: 1-5200-03 (Workers Comp-Animal)</b>						

# Fresno's Chaffee Zoo Corporation

## General Ledger Report

June 2018

✓ Ties to attached invoices  
 ✓ Ties to attached income statement

Date	Trans.	Journal	Reference	Debit Amount	Credit Amount	Balance
<b>Account: 1-5200-03 (Workers Comp-Animal)</b>						
06/01/2018						Account Beginning Balance \$91,599.69
06/08/2018	12219-87	Payroll	Workers Comp	\$779.75		
06/08/2018	12219-93	Payroll	Workers Comp	\$7,453.02		
06/22/2018	12247-86	Payroll	Workers Comp	\$767.57		
06/22/2018	12247-92	Payroll	Workers Comp	\$7,346.94		
06/27/2018	12253-4	Cash Receipts	Worker's Comp Audit - 2017 Premium Refund		\$10,204.16	
06/27/2018	12253-5	Cash Receipts	Worker's Comp Audit - 2017 Premium Refund		\$980.49	
			Account Subtotals	\$16,347.28 ↓	\$11,184.65 ↓	
06/30/2018			Account Net Change			\$5,162.63 ✓
06/30/2018			Account Ending Balance			<u>\$96,762.32</u>
<b>1-5200-10</b>						
<b>Account: 1-5200-10 (Workers Comp-Veterinary)</b>						
06/01/2018						Account Beginning Balance \$8,111.10
06/08/2018	12219-94	Payroll	Workers Comp	\$727.34		
06/22/2018	12247-93	Payroll	Workers Comp	\$872.20		
06/27/2018	12253-16	Cash Receipts	Worker's Comp Audit - 2017 Premium Refund		\$1,266.67	
			Account Subtotals	\$1,599.54 ↓	\$1,266.67	
06/30/2018			Account Net Change			\$332.87 ✓
06/30/2018			Account Ending Balance			<u>\$8,443.97</u>
06/01/2018					Grand Total Beginning Balance	\$1,855,647.44
06/30/2018					Grand Total Net Change	<u>\$412,544.44</u>
06/30/2018					Grand Total Ending Balance	<u>\$2,268,191.88</u>

# Fresno's Chaffee Zoo Corporation

## General Ledger Report

June 2018

Report name: Measure Z

Include these dates: Last month (6/1/2018 to 6/30/2018)

Do not show budget

Do not include encumbrance transactions

Include all Funds

Include all Projects

Include these Account Attributes: Include Zoo Authority 2018: Yes

Include all Accounts

Include these Categories: Expense

Include all Journals

Include all Project Attributes

Include all Transaction Attributes

Include all Classes

Include all Posted Transactions

Include all Not Yet Posted Transactions

Do not exclude accounts with a zero beginning balance and no activity

Do not exclude accounts with no activity

User has access to all accounts

Include all Project Schedule of Values(s)

Include all Event & Appeals(s)

Include all Departments(s)

# VALLEY PRODUCE, INC.

P.O. BOX 11664, FRESNO, CALIFORNIA 93774  
e-mail: valleypro@comcast.net

Sold to Inamo Chaffee Zoo Date 6/5/18  
PHONE (559) 237-3328  
FAX (559) 237-5611  
**No. C 249474**

✓	QUAN.	ITEM	PRICE	AMOUNT	✓	QUAN.	ITEM	PRICE	AMOUNT	✓	QUAN.	ITEM	PRICE	AMOUNT
		Broccoli Florets												
X	(9)	BROCCOLI Crown (18ct)	1350		X	(6)	EGGS 15( doz)	1200		X	3	CARROTS (50#) 25#	2450	1750
X	(4)	CAULIFLOWER	600									Grabits 100/200 ct		
		CELERY			X	3	KALE	1700	5100			48/1# Carrot		
		CABBAGE white			X	(5)	LEEKs		1250			Baby Carrot		
		CABBAGE red					CORN					Pinto Beans #100		
		CILANTRO					HERBS			X	(4)	Box Sugar Free Jello		1000
		SPRING MIX 3#					Basil					J. Yel. Onions		
X	1	Endive 1/2	3450				Chives					Red Onions		
		LETTUCE					Mint			X	(1)	FROZ Corn		45
X	4	Green Leaf	1700	6800			Rosemary					Potatoes		
X	30	Red Leaf	1750	5250			Thyme					10/5 Russet		
X	210	Romaine	1700	35700	X	(2)	Qt Yogurt		750			5/10 Russet		
		SPINACH 2 1/2 #	220	4840			Apples					Ctn. Russet		
		EGGPLANT	1000		X	2	Apples Gala	2800	5600			Red Potatoes ___ sz		
X	20	Dandelion Greens	5500		X	1	Apples Sliced 100/200			X	(8)	FROZ. Veggies		3800
		PARSLEY Flat / Curly			X	1	Catus		2100	X	(2)	YAMS (Med) Dumbo	2500	5000
		GREEN ONIONS					Oranges					Jicama		
		RADDISH					Lemons					CUCUMBERS		340
X	10	GREEN BEANS	1950		X	3	Limes			X	12	Strawfruit		400
		ASPARAGUS					Banana's 30 count	2400	7200	X	(4)	SQUASH Butternut		200
		BELL PEPPER Green	2400				Raspberries			X	(1)	Med. I.T. Squash	1900	3800
		BELL PEPPER Red			X	10	Blueberries			X	(2)	Yellow Squash		
		Chili Jalapeno					Blackberries					ACORN SQUASH		200
		Chili Tomatillo			X	2	GRAPES Red	3600		X	(1)	Avocado (Ripe)		450
		Chili Long Grn/Pasilla			X	10	GRAPES Lunch Bunch			X	(3)	Avocado (Firm)		
X	1	Veget. Oil	115		X	2	Kiwi	200				Garlic (5#Peeled)		
		Alfalfa Sprouts 1#/4oz			X	(3)	Mango's	1250				Garlic -(Whole)		225
		Bean Sprouts					Nectarines			X	(4)	Baby Food Banana	225	900
		Cole Slaw(white cabbage)					Papaya	750		X	(12)	TOMATOES		1250
		Cabbage Shred Red			X	(2)	Peach					ROMA TOMATOES		
		Carrot Shred / Coin					Pear					GRAPE TOMATOES		
		Carrot Sticks 2/4			X	(4)	Pineapple	600				CHERRY TOMATOES		
		Celery Sticks 2/4			X	2	Plum					Swiss Chard	200	420
		Yel. Onions Sliced/Diced			X	2	Strawberry	900		X	(2)	Collard Greens	270	4500
		Red Onions Sliced/Diced			X	(7)	Nectarines	220				MUSHROOMS (sliced)		
		Tossed Salad / SC			X	(13)	MELON					Button Mushroom		
		Shred Lettuce			X	(3)	Cantaloupe	1400				Medium Mushroom		2050
		Cabbage/Romaine Blend			X	(3)	Honeydew	1050		X	(10)	Portabella Mushroom		
							Watermelon #	750	1500			12/8 oz. Mushroom		

ORDER FILLED BY

DELIV. BY

RECEIVED GOOD ORDER BY

C.O.D.

TOTAL

13556.00 ✓

TERMS: NET CASH - A FINANCE CHARGE OF 1 1/2 % PER MONTH (18% PER YEAR) WILL BE CHARGED ON PAST DUE ACCOUNTS.  
ALL CLAIMS FOR RETURN OF GOODS MUST BE MADE WITHIN 24 HOURS AFTER RECEIPT OF MERCHANDISE.

THANK YOU





✓ Ties to General Ledger

# LayneLabs

Natural Diets For Pets & Wildlife

4303 Huasna Rd.  
Arroyo Grande, CA 93420

## INVOICE

DATE 5/29/2018

INVOICE 110058

<b>CUSTOMER</b>
Chaffee Zoo 894 W. Belmont Ave. Fresno, CA 93728

PHONE	
TRACKING	781190797830
ORDER REF	
TERMS	Net 030

ORDERED	SKU	DESCRIPTION	RATE	EXTENDED
1,000	MF0000	Frozen Mice - 1-Day-Old	0.25	250.00
100	MF5000	Frozen Mice - Hoppers	0.50	50.00
400	MF6000	Frozen Mice - Small	0.55	220.00
200	MF7000	Frozen Mice - Medium	0.65	130.00
150	RF04000	Frozen Rats - Small	1.75	262.50
100	RF08000	Frozen Rats - Large	2.75	275.00
2	LAYNE LAB...	Freight	54.99	109.98
250 +				
50 +				
220 +				
130 +				
262.5 +				
275 +				
109.98 =				
Total [7 items]				
1,297.48 T				

250 +
50 +
220 +
130 +
262.5 +
275 +
109.98 =
Total [7 items]
1,297.48 T
1,297.48 +
89.06 =
Total [2 items]
1,386.54 T

LayneLabs.com  
Orders@LayneLabs.com  
805-474-1354

Subtotal:	\$1,297.48
Sales Tax: (7.5%)	\$89.06
Total Cost:	\$1,386.54 ✓
Payments:	\$0.00

**BALANCE DUE:** \$1,386.54

1-5003-0317



# INVOICE

**Central Nebraska Packing, Inc.**  
 PO Box 550  
 2800 East 8th Street  
 North Platte NE 69103  
 800-445-2881

Invoice Number 031518  
 Invoice Date 06/15/18

Page 1

**SOLD** CHAFFEE ZOOLOGICAL GARDENS  
**TO** 894 W BELMONT  
 FRESNO CA 93728

**SHIP** CHAFFEE ZOOLOGICAL GARDENS  
**TO** 894 W BELMONT  
 FRESNO CA 93728

P.O. Number		Terms	NET 30 DAYS
Customer Code	CHA90	Ship Via	CHR
Salesperson	CALIFORNIA	Order Number	
Bill of Lading	20551		

ITEM	ORDERED	SHIPPED	DESCRIPTION	PRICE	UOM	AMOUNT	TAX
2102	120.0	120.0	8/5 NEBRASKA FELINE DIET	49.000	CS	5,880.00	*
2108	35.0	35.0	8/5 CANINE DIET	60.000	CS	2,100.00	*
2103	70.0	70.0	NEBRASKA SENIOR FELINE	72.000	CS	5,040.00	*
1504	30.0	1,489.2	BEEF KNUCKLE BONES	0.920	CS	1,370.06	*
1510	24.0	814.5	HORSE SHANK BONES	1.500	CS	1,221.75	*
	1.0	1.0	Freight	2,345.600	n/a	2,345.60	

5,880	+
2,100	+
5,040	+
1,370.06	+
1,221.75	+
2,345.6	+
1,245.04	=
Total [7 items]	
19,202.45	T

Subtotal	17,957.41
*Sales Tax	1,245.04
Invoice Total	19,202.45
Payments	0.00
Net Due	19,202.45 ✓

DO NOT FEED TO CATTLE OR OTHER RUMINANTS  
 INEDIBLE NOT FOR HUMAN CONSUMPTION

1-503-03 yf

# VALLEY PRODUCE, INC.

P.O. BOX 11664, FRESNO, CALIFORNIA 93774  
e-mail: valleypro@comcast.net

Sold to Thomas Chaffee Zoo

Date 6-12-18

PHONE (559) 237-3328  
FAX (559) 237-5611

**No. C 249630**

✓	QUAN.	ITEM	PRICE	AMOUNT	✓	QUAN.	ITEM	PRICE	AMOUNT	✓	QUAN.	ITEM	PRICE	AMOUNT
		Broccoli Florets												
✓	(9)	BROCCOLI-Grown (18ct)		1725	✓	(3)	EGGS 15/doz		4500	✓	3	CARROTS (50#) 25#	2500	7500
✓	(4)	CAULIFLOWER		1800	✓	(1)	Qt Yogurt Flavored		375			Grabits 100/200 ct		
		CELERY			✓	(1)	KALE		1700			48/1# Carrot		
		CABBAGE white			✓	(5)	LEEKS (5)		1000			Baby Carrot		
		CABBAGE red			✓	(24)	CORN 24each		1200			Pinto Beans #100		
		CILANTRO					HERBS					1-Beets 25#		1500
		SPRING MIX 3#					Basil					J. Yel. Onions		
✓	2	Swiss Chard	2100	4200			Chives					Red Onions		
		LETTUCE					Mint				✓	2 cans Dandelion Greens		5500
✓	40	Green Leaf	1800	7200			Rosemary					Potatoes		
✓	20	Red Leaf	1800	3600			Thyme					10/5 Russet		
✓	21	Romaine	1650	3465			1 case CATUS		2375			5/10 Russet		
		SPINACH 2 1/2 #			✓	4	Apples	2800	11200			Ctn. Russet		
		EGGPLANT					Apples					Red Potatoes sz		
✓	(8)	Froz. Veggies		3800			Apples Sliced 100/200				✓	1 case Jumbo Beans		2750
		PARSLEY Flat/Curly									✓	30# YAMS Med/Jumbo		2500
✓	(1)	Froz. Corn		475			Oranges					Jicama		
		GREEN ONIONS					Lemons					1 case Jicama		2300
		RADDISH					Limes				✓	15# CUCUMBERS		1350
✓	10	GREEN BEANS		1500	✓	3	Banana's	2400	7200			2# Kiwi		300
		ASPARAGUS					Raspberries					1# SQUASH Butternut		200
✓	10	Collard Greens		2450	✓	(6)	Blueberries		1500		✓	10# Med. I.T. Squash		1800
✓	10	BELL PEPPER Green		2400			Blackberries					Yellow Squash		
		BELL PEPPER Red			✓	1	GRAPES Red	4200	4200		✓	(1) Speq. Squash		200
		Chili Jalapeno					GRAPES Lunch Bunch				✓	(3) Avocado (Ripe)		3750
		Chili Tomatillo			✓	1	Fig Dried		3475			Avocado (Firm)		
		Chili Long Grn/Pasilla			✓	1	Mango's		1200			Garlic (5#Peeled)		
✓	1	Curly Endive		3450	✓	2	Nectarines		300			Garlic -(Whole)		
		Alfalfa Sprouts 1#/4oz			✓	(5)	Papaya		1500		✓	1 Dried Milk		1450
		Bean Sprouts					Peach				✓	1# TOMATOES		2200
		Cole Slaw(white cabbage)			✓	10	Pear 90ct DANT		3700			ROMA TOMATOES		
		Cabbage Shred Red			✓	(2)	Pineapple		600			GRAPE TOMATOES		
✓	4	Carrot Shred Coin		500			Plum					CHERRY TOMATOES		
		Carrot Sticks 2/4			✓	(4)	Strawberry		800		✓	(2) box Jello sugar free		500
		Celery Sticks 2/4					MELON				✓	(6) Gal. Distilled Water		125
		Yel. Onions Sliced/Diced					Cantaloupe		1530			MUSHROOMS (sliced)		NOT
		Red Onions Sliced/Diced			✓	(9)	Honeydew		300		✓	10# Medium Mushroom		200
		Tossed Salad / SC			✓	(1)	Watermelon #		700			Portabella Mushroom		
		Shred Lettuce			✓	(1)						12/8 oz. Mushroom		
		Cabbage/Romaine Blend												

ORDER FILLED BY 5003-03 00323 DELIV. BY 5003-03 00323 REC'D IN GOOD ORDER BY 5003-03 00323 C.O.D. Distilled

TERMS: NET CASH - A FINANCE CHARGE OF 1 1/2% PER MONTH (18% PER YEAR) WILL BE CHARGED ON PAST DUE ACCOUNTS. ALL CLAIMS FOR RETURN OF GOODS MUST BE MADE WITHIN 24 HOURS AFTER RECEIPT OF MERCHANDISE. **TOTAL** 150630

1487.05 ✓ 1-5045-03 19.25- 1-5003-03 8

# Invoice

**West Coast Processors**  
 19051 Goldenwest St Ste 106-211  
 Huntington Beach, CA 92648

Date	Invoice #
6/19/2018	15091

<b>Bill To</b>
Fresno Chaffee Zoo 894 W Belmont Ave FRESNO, CA 93728

<b>Ship To</b>
Fresno Chaffee Zoo 894 W Belmont Ave FRESNO, CA 93728

P.O. Number	Terms	Rep	Ship	Via	F.O.B.	Booking Number
See Below	Net 30	LdA	6/19/2018	HTI	Delivered	N/A

1873.91 = .18 5.45

Quantity	Lot No.	Description	Price Per/Lb.	Amount
1,058.21	81632	Frozen Capelin 10 kg Cartons	0.98	1,037.05
815.7	80156	Frozen Pacific Herring 10 kg Cartons	0.62	505.73
1	Freight	Freight	343.75	343.75
				1,037.05 + 505.73 + 343.75 = Total [3 items] 1,886.53 T

Thank you for your business.	<b>Total</b> \$1,886.53 ✓ 1-503-0314
------------------------------	---

# VALLEY PRODUCE, INC.

P.O. BOX 11664, FRESNO, CALIFORNIA 93774  
e-mail: valleypro@comcast.net

Sold to Jenna Chaffee Zoo

Date 6/19/18

PHONE (559) 237-3528  
FAX (559) 237-5611

No. C 2504511

✓	QUAN.	ITEM	PRICE	AMOUNT	✓	QUAN.	ITEM	PRICE	AMOUNT	✓	QUAN.	ITEM	PRICE	AMOUNT
		Broccoli Florets												
X	(9)	BROCCOLI Grown /18ct	950		X	(8)	EGGS #1/doz	2000		X	4	CARROTS (50#) <del>25#</del>	2475	9900
X	(4)	CAULIFLOWER	600		X	(1)	GT PLAIN YOGURT	375				Grabits 100/200 ct		
		CELERY			X	1 case	RALE	1800				48/1# Carrot		
		CABBAGE white			X	(5)	LEEKS	1000				Baby Carrot		
		CABBAGE red					CORN					Pinto Beans #100		
		CILANTRO					HERBS			X	1 case	Curly Endive	3450	
		SPRING MIX 3#					Basil					J. Yel. Onions		
X	1 case	CATAS	2325				Chives			X	(1)	Froy Corn	475	
		LETTUCE					Mint					Potatoes		
X	4 cases	Green Leaf	1700	6800			Rosemary					10/5 Russet		
X	3 cases	Red Leaf	1700	5100			Thyme					5/10 Russet		
X	26 cases	Romaine	1700	44200	X	2 cases	Swiss Chard	2200	4400			Ctn. Russet		
		SPINACH 2 1/2 #			X	3	Apples Gala	2750	8250			Red Potatoes ___ sz		
		EGGPLANT					Apples					FROZ Veggies	38%	
X	2 cases	Dandelion Greens	5500				Apples Sliced 100/200			X	(8)	YAMS (Med) Jumbo	2500	10000
		PARSLEY Flat / Curly								X	4 cases	Jicama		
X	1 case	Turnip greens	2450		X	1 case	Oranges 7/8	2900	2900	X	1	21 X 2000 Food Service Film	2875	
		GREEN ONIONS			X	2 #	Lemons	300				CUCUMBERS	1206	
		RADDISH					Limes			X	5 #	Paramip SQUASH	3700	
X	10 #	GREEN BEANS	180	1800	X	3 cases	Banana's	7350		X	1	Med. I.T. Squash	1750	
		ASPARAGUS					Raspberries					Yellow Squash		
		BELL PEPPER Green	2150		X	(6)	Blueberries	1800		X	1 case	Avocado (Ripe)	450	
		BELL PEPPER Red			X	1 case	Blackberries			X	(3)	Avocado (Firm)		
		Chili Jalapeno					GRAPES Red	4250				Garlic (5#Peeled)		
		Chili Tomatillo			X	2 #	GRAPES Lunch Bunch					Garlic -(Whole)		
		Chili Long Grn/Pasilla			X	2 cases	Kiwi	220				Butternut	400	
X	2 cases	Collard Greens	2450	4900	X	2 #	Mango's	1200	2400			TOMATOES	2306	
		Alfalfa Sprouts 1#/4oz			X	(7)	Nectarines	280		X	(2)	ROMA TOMATOES		
		Bean Sprouts					Papaya	1400				GRAPE TOMATOES		
		Cole Slaw(white cabbage)					Peach					CHERRY TOMATOES		
		Cabbage Shred Red			X	(3)	Pear					MUSHROOMS (sliced)		
X	4 #	Carrot Shred 1/-Goin	520				Pineapple	900				Button Mushroom		
		Carrot Sticks 2/4			X	(4)	Plum			X	(1)	Medium Mushroom	2030	4100
		Celery Sticks 2/4					Strawberry	1000				Portabella Mushroom		
		Yel. Onions Sliced/Diced					MELON					12/8 oz. Mushroom		
		Red Onions Sliced/Diced			X	(9)	Cantaloupe	1800						
		Tossed Salad / SC			X	(2)	Honeydew	600		X	20 #			
		Shred Lettuce					Watermelon #							
		Cabbage/Romaine Blend												

ORDER FILLED BY

DELIV. BY

REC'D BY GOOD ORDER BY

C.O.D.

TOTAL ▶

164970

TERMS: NET CASH - A FINANCE CHARGE OF 1 1/2 % PER MONTH (18% PER YEAR) WILL BE CHARGED ON PAST DUE ACCOUNTS.  
ALL CLAIMS FOR RETURN OF GOODS MUST BE MADE WITHIN 24 HOURS AFTER RECEIPT OF MERCHANDISE.

THANK YOU

5045-03 0032 = 28.75 3003-03 0032 = 1620.95 ✓  
1 - 5003-034

✓ Ties to General Ledger

# LayneLabs

Natural Diets For Pets & Wildlife

4303 Huasna Rd.  
Arroyo Grande, CA 93420

PREPAID  
JUN 18 2018  
#1: .....

## INVOICE

DATE 6/15/2018

INVOICE 110493

**CUSTOMER**  
Chaffee Zoo  
894 W. Belmont Ave.  
Fresno, CA 93728

PHONE	
TRACKING	781468726672
ORDER REF	
TERMS	Net 030

ORDERED	SKU	DESCRIPTION	RATE	EXTENDED
800	MF5000	Frozen Mice - Hoppers	0.50	400.00
1,000	MF8000	Frozen Mice - Large	0.70	700.00
150	RF04000	Frozen Rats - Small	1.75	262.50
2	LAYNE LAB...	Freight	54.99	109.98

1,472.48	+
102.19	=
Total [2 items]	
1,574.67	T



LayneLabs.com  
Orders@LayneLabs.com  
805-474-1354

Subtotal:	\$1,472.48
Sales Tax: (7.5%)	\$102.19
Total Cost:	\$1,574.67 ✓
Payments:	\$0.00

1-503-030  
0038

**BALANCE DUE:** \$1,574.67



# VALLEY PRODUCE, INC.

P.O. BOX 11664, FRESNO, CALIFORNIA 93774  
e-mail: valleypro@comcast.net

Sold to Fresno Chaffee 200 Date 6/26/18  
PHONE (559) 237-3628  
FAX (559) 237-5611

**No. C 2504562**

✓	QUAN.	ITEM	PRICE	AMOUNT	✓	QUAN.	ITEM	PRICE	AMOUNT	✓	QUAN.	ITEM	PRICE	AMOUNT
		Broccoli Florets												
✓	9	BROCCOLI Crown (18ct)	12.00	108.00	✓	4	EGGS 15/doz	10.00	40.00	✓	4	CARROTS 50# / 25#	25.00	100.00
✓	1	CAULIFLOWER	1.50	1.50	✓	1	Qt Yogurt (Flav)	3.75	3.75			Grabits 100/200 ct		
		CELERY			✓	3	KALE	18.00	54.00			48/1# Carrot		
		CABBAGE white			✓	5	LEEEKS		10.00			Baby Carrot		
		CABBAGE red					CORN					Pinto Beans #100		
		CILANTRO					HERBS			✓	1	Froz. Corn		4.75
		SPRING MIX 3#					Basil					J. Yel. Onions		
✓	2	Swiss Chard	21.00	42.00			Chives					Red Onions		
		LETTUCE					Mint			✓	8	Froz Veggies		38.00
✓	4	Green Leaf	18.00	72.00			Rosemary					Potatoes		
✓	2	Red Leaf	18.50	37.00			Thyme					10/5 Russet		
✓	16	Romaine	18.00	288.00	✓	1	Catus	23.50	23.50			5/10 Russet		
		SPINACH 2 1/2 #			✓	2	Apples Gala		52.00			Ctn. Russet		
		EGGPLANT					Apples					Red Potatoes ___ sz		
✓	2	Collard Greens	24.00	48.00			Apples Sliced 100/200			✓	1/25#	Beet		14.75
		PARSLEY Flat / Curly			✓	2	Kiwi	300	600	✓	3	YAMS (Med) / Jumbo	25.00	75.00
✓	1	Sweet Potato (Qumbo)	24.00	24.00			Oranges					Jicama		
		GREEN ONIONS			✓	2	Lemons	350	700	✓	2	Grapefruit		300
		RADDISH					Limes			✓	15	CUCUMBERS		1350
✓	10	GREEN BEANS	15.00	150.00	✓	30	Banana's	24.50	735.00			SQUASH ACORN		400
		ASPARAGUS			✓	6	Raspberries	12.00	72.00	✓	2	Med. I.T. Squash		1750
✓	100	BELL PEPPER Green	20.00	2000.00			Blackberries					Yellow Squash		
		BELL PEPPER Red					GRAPES Red			✓	3	Avocado (Ripe)		450
		Chili Jalapeno					GRAPES Lunch Bunch					Avocado (Firm)		
		Chili Tomatillo					Mango's	12.50				Garlic (5# Peeled)		
✓	100	Turnip Greens	24.75	2475.00	✓	10	Nectarines					Garlic -(Whole)		
		Alfalfa Sprouts 1#/4oz			✓	7	Papaya	15.75						
		Bean Sprouts					Peach			✓	12	TOMATOES		1320
		Coleslaw (white cabbage)					Pear					ROMA TOMATOES		
✓	2	Cabbage Shred Red			✓	2	Pineapple	6.00				GRAPE TOMATOES		
		Carrot (Shred) / Coin	26.00		✓	2	Plum					CHERRY TOMATOES		
		Carrot Sticks 2/4			✓	2	Strawberry	10.00		✓	2	2 med Dandelion Greens	55.00	
		Celery Sticks 2/4			✓	2	Nectarines or Peach	30.00		✓	1	1 med Curly Endive	34.50	
		Yel. Onions Sliced/Diced					MELON					MUSHROOMS (sliced)		
		Red Onions Sliced/Diced			✓	5	Cantaloupe	10.00				Button Mushroom		
		Tossed Salad / SC			✓	2	Honeydew	7.00		✓	10	Medium Mushroom		2050
		Shred Lettuce			✓	3	Watermelon #	21.00				Portabella Mushroom		
		Cabbage/Romaine Blend										12/8-oz Mushroom		

ORDER FILLED BY

DELIV. BY

REC'D IN ORDER BY

C.O.D.

TOTAL

131455 ✓

TERMS: NET CASH - A FINANCE CHARGE OF 1 1/2 % PER MONTH (20% PER YEAR) WILL BE CHARGED ON PAST DUE ACCOUNTS.  
ALL CLAIMS FOR RETURN OF GOODS MUST BE MADE WITHIN 24 HOURS AFTER RECEIPT OF MERCHANDISE.

THANK YOU

1-5003 03/18

**THE HA**  
10470 I  
**SANGE**  
(559)

Total [22 items] = 5,004.6 T

17.9 =  
370.96 -  
250 +  
1,718 +  
21.6 +  
36.25 +  
20.9 +

109.5 +

265 +  
59.7 +  
289 +  
97.9 +  
10.94 +  
239.4 +  
271.15 +  
50.85 +  
606.1 +  
17.9 +  
191.4 +  
299.25 +  
16.95 +  
79.75 +

79.75 +  
16.95 +  
299.25 +  
191.4 +  
17.9 +  
606.1 +  
50.85 +  
271.15 +  
239.4 +  
10.94 +  
97.9 +  
289 +  
59.7 +  
265 +

CUSTOMER P.O. NUMBER \_\_\_\_\_  
NAME Challe, Zoo  
ADDRESS \_\_\_\_\_  
CITY \_\_\_\_\_  
SOLD BY \_\_\_\_\_

CUSTOMER P.O. NUMBER \_\_\_\_\_  
NAME Challe, Zoo  
ADDRESS \_\_\_\_\_  
CITY \_\_\_\_\_  
SOLD BY \_\_\_\_\_

DATE June 29 2018

DATE June 29 2018

QUAN.	DESCRIPTION	PRICE	AMOUNT
5	Acia	15.95	79.75
1	Atropa	11.95	11.95
15	Okuba d.	19.95	299.25
12	Okuba d.	13.90	166.80
2	Okuba d. - Beeding	8.95	17.90
98	Okuba d.	14.95	1466.10
3	Okuba d.	16.95	50.85
17	Okuba d.	15.95	271.15
12	Okuba d.	19.95	239.40
1	Okuba d.	10.94	10.94
2	Okuba d.	4.95	9.90
10	Okuba d.	2.90	28.90
3	Okuba d.	19.90	59.70
		TAX	
		TOTAL	5004.60

QUAN.	DESCRIPTION	PRICE	AMOUNT
10	Okuba d.	21.95	219.50
13	Okuba d.	21.95	285.35
1	Okuba d.	20.90	20.90
1	Okuba d.	36.25	36.25
1	Okuba d.	21.60	21.60
40	Okuba d.	44.95	1798.00
		TAX	
		TOTAL	3709.60

TERMS: Bills are due and payable on the 10th of the month. PAST DUE bills are subject to 1 1/2% interest per month. (ANNUAL RATE 18%)  
INVOICE  
No. 5003-03  
Rec'd By [Signature]

TERMS: Bills are due and payable on the 10th of the month. PAST DUE bills are subject to 1 1/2% interest per month. (ANNUAL RATE 18%)  
INVOICE  
No. 5003-03  
Rec'd By [Signature]

✓ Ties to General Ledger



# ENERGY STATEMENT

www.pge.com/MyEnergy

Account No: 7044237853-8  
Statement Date: 06/05/2018  
Due Date: 06/22/2018

✓ Ties to General Ledger

## Service For:

FRESNO'S CHAFFEE ZOO CORPORATION  
890 W BELMONT AVE  
FRESNO, CA 93728

## Your Account Summary

Amount Due on Previous Statement	\$5,267.29
Payment(s) Received Since Last Statement	-5,267.29
Previous Unpaid Balance	\$0.00
Current Electric Charges	\$7,152.67

**Total Amount Due by 06/22/2018**


**\$7,152.67**

## Questions about your bill?

Business Specialist available:  
Mon-Fri: 7am to 6pm  
1-800-468-4743  
www.pge.com/MyEnergy

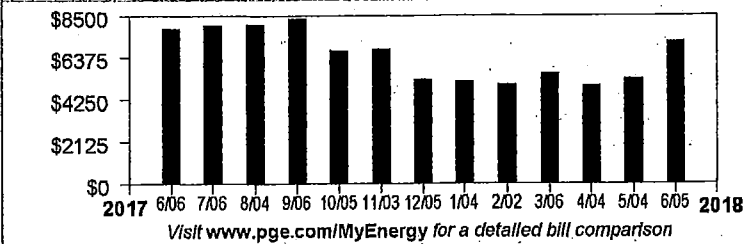
## Local Office Address

705 P ST  
FRESNO, CA 93721



## Electric Monthly Billing History

## Daily Usage Comparison



1 Year Ago Period	Last Period	Current Period
1252.53	1214.50	1140.22
Electric kWh / Day		

Visit [www.pge.com/MyEnergy](http://www.pge.com/MyEnergy) for a detailed bill comparison



# ENERGY STATEMENT

www.pge.com/MyEnergy

Account No: 7044237853-8  
Statement Date: 06/05/2018  
Due Date: 06/22/2018

✓ Ties to General Ledger

## Details of Electric Charges

05/04/2018 - 06/04/2018 (32 billing days)

Service For: 890 W BELMONT AVE  
Service Agreement ID: 7044237158

### Service Information

Meter # 1004578075  
Total Usage 36,487.000000 kWh  
Serial L  
Rotating Outage Block 8H

05/04/2018 - 06/04/2018

### Rate Schedule: NEMEXPM Net Energy Metering Service

Net Charges	\$7,142.09
Energy Commission Tax	10.58

---

**Total Electric Charges** **\$7,152.67**





# ENERGY STATEMENT

www.pge.com/MyEnergy

Account No: 1934497681-6  
Statement Date: 06/05/2018  
Due Date: 06/22/2018

✓ Ties to General Ledger

## Service For:

FRESNO'S CHAFFEE ZOO CORPORATION  
894 W BELMONT AVE  
FRESNO, CA 93728

## Your Account Summary

Amount Due on Previous Statement	JUN 1 1 2018	\$3,809.35
Payment(s) Received Since Last Statement		-3,809.35
Previous Unpaid Balance		\$0.00
Current Gas Charges		\$1,985.43

## Questions about your bill?

Business Specialist available:  
Mon-Fri: 7am to 6pm  
1-800-468-4743  
www.pge.com/MyEnergy

**Total Amount Due by 06/22/2018**

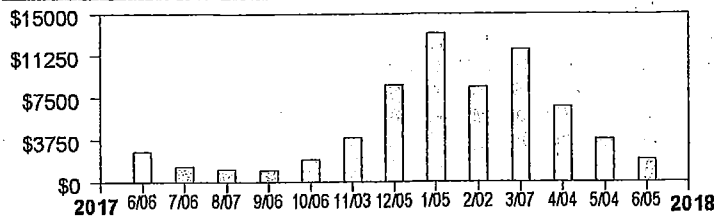
**\$1,985.43**

## Local Office Address

705 P ST  
FRESNO, CA 93721

## Gas Monthly Billing History

### Daily Usage Comparison



1 Year Ago Period	Last Period	Current Period
79.03	124.06	64.44
Gas Therms / Day		

Visit [www.pge.com/MyEnergy](http://www.pge.com/MyEnergy) for a detailed bill comparison

## Important Messages

**Your commercial gas rate** Your gas usage is currently billed on a non-residential (commercial or industrial) rate. If this is incorrect, please call us at 1-800-468-4743.



# ENERGY STATEMENT

www.pge.com/MyEnergy

Account No: 1934497681-6  
Statement Date: 06/05/2018  
Due Date: 06/22/2018

✓ Ties to General Ledger

## Details of Gas Charges

05/05/2018 - 06/05/2018 (32 billing days)

Service For: 894 W BELMONT AVE  
Service Agreement ID: 1934497465  
Rate Schedule: GNR1 Gas Service to Small Commercial Customers

### 05/05/2018 - 05/31/2018

Customer Charge	27 days @ \$2.14936	\$58.03
Gas Charges		
First 4,000 Therms/month	1,739.812500 Therms @ \$0.88656	1,542.45
Gas PPP Surcharge (\$0.04232/Therm)		73.62
Fresno Recovery Fee		16.00

### 06/01/2018 - 06/05/2018

Customer Charge	5 days @ \$2.14936	\$10.75
Gas Charges		
First 4,000 Therms/month	322.187500 Therms @ \$0.83232	268.16
Gas PPP Surcharge (\$0.04232/Therm)		13.63
Fresno Recovery Fee		2.79

**Total Gas Charges \$1,985.43**

## Service Information

Meter #	61202044
Current Meter Reading	71,299
Prior Meter Reading	69,802
Difference	1,497
Multiplier	1.377662
Total Usage	2,062.000000 Therms
Serial	L

## Gas Procurement Costs (\$/Therm)

05/05/2018 - 05/31/2018	\$0.25350
06/01/2018 - 06/05/2018	\$0.19926

## Additional Messages

**Customer Charge** To help deliver safe, reliable and affordable gas service to your business, PG&E charges a customer fee which is based on your highest average daily gas usage within the past 12 months. For the billing period ending on 01/05/2018, your highest average daily gas usage was 466.3 therms.





# ENERGY STATEMENT

www.pge.com/MyEnergy

JUN 11 2018

Account No: 5915064925-5  
Statement Date: 06/05/2018  
Due Date: 06/22/2018

✓ Ties to General Ledger

## Service For:

FRESNO'S CHAFFEE ZOO CORPORATION  
894 W BELMONT AVE  
FRESNO, CA 93728

## Your Account Summary

Amount Due on Previous Statement	\$38,342.17
Payment(s) Received Since Last Statement	-38,342.17
Previous Unpaid Balance	\$0.00
Current Electric Charges	\$52,874.71

## Questions about your bill?

Business Specialist available:  
Mon-Fri: 7am to 6pm  
1-800-468-4743  
www.pge.com/MyEnergy

**Total Amount Due by 06/22/2018**

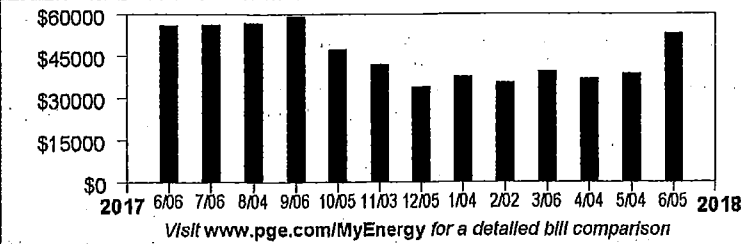
**\$52,874.71**

## Local Office Address

705 P ST  
FRESNO, CA 93721

## Electric Monthly Billing History

## Daily Usage Comparison



1 Year Ago Period	Last Period	Current Period
9489.12	9019.60	8661.79
Electric kWh / Day		



# ENERGY STATEMENT

www.pge.com/MyEnergy

Account No: 5915064925-5  
Statement Date: 06/05/2018  
Due Date: 06/22/2018

✓ Ties to General Ledger

## Details of Electric Charges

05/04/2018 - 06/04/2018 (32 billing days)

Service For: 894 W BELMONT AVE  
Service Agreement ID: 5915064187  
Rate Schedule: E19S Medium General Demand-Metered TOU Service

05/04/2018 - 06/04/2018

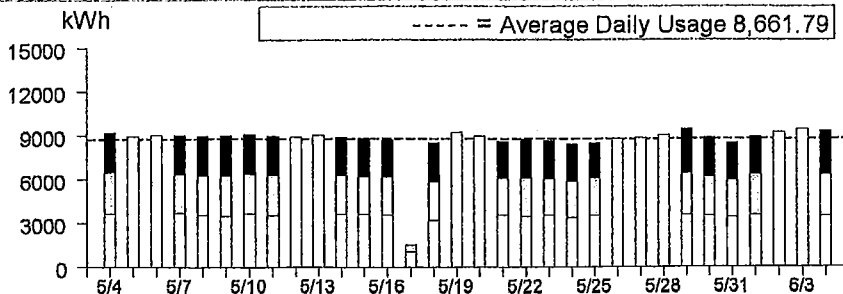
### Service Information

Meter # 1010078518  
Total Usage 277,177.200000 kWh  
Meter # 1010078518  
Reactive Power 118,712.400000 kVar  
Serial L  
Rotating Outage Block 8H

Customer Charge	32 days @ \$19.71253	\$630.80
Demand Charge		
Max Peak	537.600000 kW @ \$19.65000	10,563.84
Max Part Peak	489.600000 kW @ \$5.40000	2,643.84
Max Demand	537.600000 kW @ \$17.74000	9,537.02
Energy Charges		
Peak	52,798.440000 kWh @ \$0.16055	8,476.79
Part Peak	53,812.548000 kWh @ \$0.11613	6,249.25
Off Peak	170,566.212000 kWh @ \$0.08671	14,789.80
Power Factor Adjustment (@ 92.00% Power Factor)		-97.01
Energy Commission Tax		80.38

**Total Electric Charges \$52,874.71**

### Electric Usage This Period: 277,177.200000 kWh, 32 billing days



	Usage	Energy Charges
■ Peak <sup>1</sup>	19.04%	\$8,476.79
▨ Part Peak <sup>2</sup>	19.43%	\$6,249.25
□ Off Peak <sup>3</sup>	61.53%	\$14,789.80

<sup>1</sup>Peak: 5/1-10/31 12:00pm-6:00pm, M-F (except Holidays);  
<sup>2</sup>Part Peak: 5/1-10/31 8:30am-12:00pm, 6:00pm-9:30pm, M-F (except Holidays); 11/1-4/30 8:30am-9:30pm, M-F (except Holidays);  
<sup>3</sup>Off Peak: Year Round 9:30pm - 8:30am, M-F (except Holidays); Sat-Sun; Holidays

