



Fresno Chaffee Zoo • 894 West Belmont Avenue • Fresno, California 93728
Phone (559) 498-5910 • Fax (559) 264-9226

Disbursement Claim for Measure Z Funds

Disbursement Claim #: 2016-06

Claim Submission Date: 08/01/2016

Request Details

Invoice Date or Date Range (if multiple invoices)	Approved Monthly Budget Covering Invoiced Month(s)	Variance Explanation	Description	Amount Requested
06/01- 06/30/16	\$ 241,230.27		Animal Dept. Salary & Benefits 3/	\$ 222,129.84
06/01- 06/30/16	\$ 27,256.61		Veterinary Dept. Salary & Benefits 5/	\$ 28,522.65
06/01- 06/30/16	\$ 30,000.00		Animal feed 7/	\$ 34,972.34
06/01- 06/30/16	\$ 52,083.33		Utilities (Gas & Electric) 27/	\$ 51,150.17
	\$ 10.00		Wire Fee	\$ 10.00
				\$ 336,785.00 ↑
				\$ (10.00)
	\$ 350,580.21		TOTAL AMOUNT REQUESTED	\$ 336,775.00 ↑

222,129.84 +

28,522.65 +

34,972.34 +

51,150.17 +

10 +

Total [5 items]

336,785 T

336,785 +

10 -

Total [2 items]

336,775 T

Fresno's Chaffee Zoo Corporation

Income Statement

June 2016


 Ties to attached
general ledger

	2016 Budget	June Budget	June Measure Z	June Actual	YTD Budget	YTD Measure Z	YTD Actual
EXPENSES							
OPERATING EXPENSES							
Personnel Expenses							
Administration							
Benefits-General	\$0.00	\$0.00	\$0.00	\$0.00	\$0.00	\$0.00	\$10.59
Benefits-Administration	\$90,000.00	\$5,625.00	\$0.00	\$4,734.42	\$22,500.00	\$0.00	\$17,752.75
Payroll Taxes	\$0.00	\$0.00	\$0.00	\$0.00	\$0.00	\$0.00	\$0.00
Payroll Taxes-Administration	\$51,226.00	\$3,995.63	\$0.00	\$3,602.93	\$10,296.42	\$0.00	\$7,983.37
Retirement Contribution-General	\$0.00	\$0.00	\$0.00	\$0.00	\$0.00	\$0.00	\$0.00
Retirement Contribution-Administration	\$16,780.00	\$1,398.33	\$0.00	\$1,005.49	\$4,194.99	\$0.00	\$4,104.90
Salaries-General	\$0.00	\$0.00	\$0.00	\$0.00	\$0.00	\$0.00	\$0.00
Salaries-Administration	\$660,637.00	\$51,529.69	\$0.00	\$47,383.24	\$132,788.02	\$0.00	\$105,407.95
Workers Comp-General	\$0.00	\$0.00	\$0.00	\$0.00	\$0.00	\$0.00	\$0.00
Workers Comp-Administration	\$6,125.00	\$477.75	\$0.00	\$305.03	\$1,231.12	\$0.00	\$1,026.39
Total Administration	\$824,768.00	\$63,026.40	\$0.00	\$57,031.11	\$171,010.55	\$0.00	\$136,285.95
Animal							
Benefits-Animal	\$465,000.00	\$29,062.50	\$29,906.07 ✓	\$29,906.07	\$116,250.00	\$98,496.65	\$98,496.65
Payroll Taxes-Animal	\$177,944.00	\$13,879.63	\$12,448.22 ✓	\$12,448.22	\$35,766.73	\$31,045.79	\$31,045.79
Retirement Contribution-Animal	\$57,417.00	\$4,478.53	\$2,489.34 ✓	\$2,489.34	\$11,540.80	\$11,559.01	\$11,559.01
Salaries-Animal	\$2,352,260.00	\$183,476.28	\$164,162.62 ✓	\$164,162.62	\$472,804.26	\$409,583.29	\$409,583.29
Workers Comp-Animal	\$133,205.00	\$10,333.33	\$13,123.59 ✓	\$13,123.59	\$28,204.99	\$34,888.15	\$34,888.15
Total Animal	\$3,185,826.00	\$241,230.27	\$222,129.84 2/	\$222,129.84	\$664,566.78	\$585,572.89	\$585,572.89
Education							
Benefits-Education	\$72,475.00	\$4,529.69	\$0.00	\$5,063.29	\$18,118.72	\$0.00	\$19,304.14
Benefits-Volunteer	\$0.00	\$0.00	\$0.00	\$0.00	\$0.00	\$0.00	\$0.00
Payroll Taxes-Education	\$49,602.00	\$3,868.96	\$0.00	\$4,287.17	\$9,969.97	\$0.00	\$9,666.43
Payroll Taxes-Volunteer	\$0.00	\$0.00	\$0.00	\$0.00	\$0.00	\$0.00	\$0.00
Retirement Contribution-Education	\$16,000.00	\$1,248.00	\$0.00	\$600.49	\$3,216.00	\$0.00	\$1,701.48
Salaries-Education	\$643,631.00	\$49,669.48	\$0.00	\$56,562.68	\$127,150.15	\$0.00	\$127,289.07

Fresno's Chaffee Zoo Corporation

Income Statement

June 2016

	2016 Budget	June Budget	June Measure Z	June Actual	YTD Budget	YTD Measure Z	YTD Actual
Salaries-Volunteer	\$0.00	\$0.00	\$0.00	\$0.00	\$0.00	\$0.00	\$0.00
Workers Comp-Education	\$53,898.00	\$4,456.58	\$0.00	\$4,413.75	\$13,153.60	\$0.00	\$11,833.99
Workers Comp-Volunteer	\$0.00	\$0.00	\$0.00	\$0.00	\$0.00	\$0.00	\$0.00
- Total Education	<u>\$835,606.00</u>	<u>\$63,772.71</u>	<u>\$0.00</u>	<u>\$70,927.38</u>	<u>\$171,608.44</u>	<u>\$0.00</u>	<u>\$169,795.11</u>
Maintenance/Horticulture							
Benefits-Maintenance	\$120,000.00	\$7,500.00	\$0.00	\$6,561.42	\$30,000.00	\$0.00	\$26,735.44
Benefits-Horticulture	\$50,400.00	\$3,150.00	\$0.00	\$3,357.09	\$12,600.00	\$0.00	\$10,442.56
Payroll Taxes-Maintenance	\$30,553.00	\$2,383.13	\$0.00	\$2,146.85	\$6,141.15	\$0.00	\$5,032.97
Payroll Taxes-Horticulture	\$19,714.00	\$1,537.69	\$0.00	\$1,340.40	\$3,962.51	\$0.00	\$3,261.85
Retirement Contribution-Maintenance	\$6,762.00	\$527.44	\$0.00	\$385.51	\$1,359.15	\$0.00	\$1,134.25
Retirement Contribution-Horticulture	\$5,362.00	\$418.24	\$0.00	\$291.40	\$1,077.75	\$0.00	\$864.99
Salaries-Maintenance	\$403,028.00	\$31,436.18	\$0.00	\$28,798.19	\$81,008.62	\$0.00	\$67,795.37
Salaries-Horticulture	\$260,077.00	\$20,286.01	\$0.00	\$17,521.47	\$52,275.46	\$0.00	\$42,638.94
Workers Comp-Maintenance	\$28,373.00	\$2,150.00	\$0.00	\$2,376.72	\$6,000.00	\$0.00	\$5,884.21
Workers Comp-Horticulture	\$17,460.00	\$1,350.00	\$0.00	\$1,449.82	\$3,900.00	\$0.00	\$3,764.23
Total Maintenance/Horticulture	<u>\$941,729.00</u>	<u>\$70,738.69</u>	<u>\$0.00</u>	<u>\$64,228.87</u>	<u>\$198,324.64</u>	<u>\$0.00</u>	<u>\$167,554.81</u>
Mem/Dev/Marketing							
Benefits-Marketing	\$23,500.00	\$1,468.75	\$0.00	\$631.79	\$5,875.00	\$0.00	\$1,855.04
Benefits-Membership	\$18,400.00	\$1,150.00	\$0.00	\$962.65	\$4,600.00	\$0.00	\$2,476.76
Benefits-Development	\$384.00	\$32.00	\$0.00	\$1,296.38	\$96.00	\$0.00	\$4,890.42
Benefits-Special Event	\$21,500.00	\$1,343.75	\$0.00	\$1,574.04	\$5,375.00	\$0.00	\$5,484.79
Payroll Taxes-Marketing	\$14,864.00	\$1,159.39	\$0.00	\$608.47	\$2,987.65	\$0.00	\$1,277.92
Payroll Taxes-Membership	\$8,154.00	\$636.01	\$0.00	\$640.59	\$1,638.95	\$0.00	\$1,149.33
Payroll Taxes-Development	\$1,400.00	\$109.20	\$0.00	\$570.88	\$281.40	\$0.00	\$1,843.21
Payroll Taxes-Special Events	\$17,000.00	\$1,300.00	\$0.00	\$1,210.93	\$3,550.00	\$0.00	\$3,276.13
Retirement Contribution-Marketing	\$4,150.00	\$323.70	\$0.00	\$112.93	\$834.15	\$0.00	\$410.94
Retirement Contribution-Membership	\$2,000.00	\$156.00	\$0.00	\$254.18	\$402.00	\$0.00	\$680.73
Retirement Contribution-Development	\$0.00	\$0.00	\$0.00	\$18.57	\$0.00	\$0.00	\$0.00
Retirement Contribution-Special Event	\$6,000.00	\$468.00	\$0.00	\$333.58	\$1,206.00	\$0.00	\$992.86
Salaries-Marketing	\$196,094.00	\$15,295.34	\$0.00	\$7,954.02	\$39,414.87	\$0.00	\$19,271.26

Fresno's Chaffee Zoo Corporation

Income Statement

June 2016

	2016 Budget	June Budget	June Measure Z	June Actual	YTD Budget	YTD Measure Z	YTD Actual
Salaries-Membership	\$107,573.00	\$8,390.69	\$0.00	\$8,335.91	\$21,622.17	\$0.00	\$15,024.20
Salaries-Development	\$19,000.00	\$1,482.00	\$0.00	\$7,623.30	\$3,819.00	\$0.00	\$21,879.73
Salaries-Special Events	\$225,000.00	\$16,500.00	\$0.00	\$15,846.95	\$46,000.00	\$0.00	\$42,864.68
Workers Comp-Marketing	\$6,790.00	\$547.73	\$0.00	\$133.23	\$1,531.12	\$0.00	\$218.02
Workers Comp-Membership	\$1,750.00	\$136.50	\$0.00	\$385.32	\$351.75	\$0.00	\$771.81
Workers Comp-Development	\$300.00	\$23.40	\$0.00	\$112.52	\$60.30	\$0.00	\$496.64
Workers Comp-Special Events	\$6,000.00	\$500.00	\$0.00	\$1,281.20	\$1,500.00	\$0.00	\$3,726.04
Total Mem/Dev/Marketing	\$679,859.00	\$51,022.46	\$0.00	\$49,887.44	\$141,145.36	\$0.00	\$128,590.51
Operations							
Benefits-Operations	\$17,500.00	\$1,093.75	\$0.00	\$947.32	\$4,375.00	\$0.00	\$2,049.49
Payroll Taxes-Operations	\$13,341.00	\$1,040.60	\$0.00	\$403.50	\$2,681.53	\$0.00	\$1,210.50
Retirement Contribution-Operations	\$0.00	\$0.00	\$0.00	\$215.38	\$0.00	\$0.00	\$646.14
Salaries-Operations	\$176,000.00	\$15,750.00	\$0.00	\$5,384.62	\$16,500.00	\$0.00	\$16,153.86
Workers Comp-Operations	\$5,500.00	\$458.33	\$0.00	\$442.76	\$1,374.99	\$0.00	\$1,316.38
Total Operations	\$212,341.00	\$18,342.68	\$0.00	\$7,393.58	\$24,931.52	\$0.00	\$21,376.37
Veterinary							
Benefits-Veterinary	\$49,500.00	\$3,000.00	\$3,935.95 ✓	\$3,935.95	\$12,400.00	\$13,634.73	\$13,634.73
Payroll Taxes-Veterinary	\$19,886.00	\$1,540.00	\$1,578.07 ✓	\$1,578.07	\$4,080.00	\$4,110.81	\$4,110.81
Retirement Contribution-Veterinary	\$8,995.00	\$701.61	\$401.28 ✓	\$401.28	\$1,807.99	\$1,203.84	\$1,203.84
Salaries-Veterinary	\$262,353.00	\$21,000.00	\$20,898.53 ✓	\$20,898.53	\$55,250.00	\$54,439.91	\$54,439.91
Workers Comp-Veterinary	\$13,250.00	\$1,015.00	\$1,708.82 ✓	\$1,708.82	\$2,860.00	\$4,736.44	\$4,736.44
Total Veterinary	\$353,984.00	\$27,256.61	\$28,522.65 2/	\$28,522.65	\$76,397.99	\$78,125.73	\$78,125.73
Visitor Services							
Benefits-Security	\$45,590.00	\$3,200.00	\$0.00	\$3,128.43	\$11,390.00	\$0.00	\$9,910.23
Benefits-Visitor Services	\$47,000.00	\$2,937.50	\$0.00	\$2,466.04	\$11,750.00	\$0.00	\$9,312.72
Payroll Taxes-Security	\$19,103.00	\$1,490.03	\$0.00	\$1,490.33	\$3,839.70	\$0.00	\$3,402.08
Payroll Taxes-Visitor Services	\$25,545.00	\$1,992.51	\$0.00	\$2,045.79	\$5,134.53	\$0.00	\$3,989.37
Retirement Contribution-Security	\$4,725.00	\$368.55	\$0.00	\$282.16	\$949.72	\$0.00	\$807.56
Retirement Contribution-Visitor Services	\$4,595.00	\$358.41	\$0.00	\$102.71	\$923.59	\$0.00	\$271.47

Fresno's Chaffee Zoo Corporation

Income Statement

June 2016

	2016 Budget	June Budget	June Measure Z	June Actual	YTD Budget	YTD Measure Z	YTD Actual
Salaries-Security	\$252,013.00	\$19,657.01	\$0.00	\$19,617.33	\$50,654.61	\$0.00	\$44,755.97
Salaries-Visitor Services	\$337,005.00	\$26,286.39	\$0.00	\$27,012.34	\$67,738.00	\$0.00	\$52,923.84
Workers Comp-Security	\$14,963.00	\$1,246.92	\$0.00	\$1,571.10	\$3,740.73	\$0.00	\$3,702.93
Workers Comp-Visitor Services	\$23,128.00	\$1,856.00	\$0.00	\$2,185.63	\$5,002.00	\$0.00	\$4,526.89
Total	\$773,667.00	\$59,393.32	\$0.00	\$59,901.86	\$161,122.88	\$0.00	\$133,603.06
Total Personnel Expenses	\$7,807,780.00	\$594,783.14	\$250,652.49	\$560,022.73	\$1,609,108.16	\$663,698.62	\$1,420,904.43
Other Expenses							
Advertising							
Advertising	\$0.00	\$0.00	\$0.00	\$0.00	\$0.00	\$0.00	\$0.00
Advertising-Marketing	\$340,000.00	\$28,333.33	\$0.00	\$65,229.42	\$84,999.99	\$0.00	\$7,530.48
Advertising-Membership	\$0.00	\$0.00	\$0.00	\$0.00	\$0.00	\$0.00	\$0.00
Advertising-Development	\$1,600.00	\$133.34	\$0.00	\$0.00	\$399.96	\$0.00	\$0.00
Advertising-Special Events	\$7,500.00	\$83.33	\$0.00	\$0.00	\$749.99	\$0.00	\$0.00
Advertising-Education	\$15,000.00	\$1,250.00	\$0.00	\$804.25	\$3,749.97	\$0.00	\$211.00
Advertising-Visitor Services	\$0.00	\$0.00	\$0.00	\$0.00	\$0.00	\$0.00	\$0.00
Advertising-Administration	\$0.00	\$0.00	\$0.00	\$0.00	\$0.00	\$0.00	\$0.00
Advertising-Information Technology	\$0.00	\$0.00	\$0.00	\$0.00	\$0.00	\$0.00	\$0.00
Total Advertising	\$364,100.00	\$29,800.00	\$0.00	\$66,033.67	\$89,899.91	\$0.00	\$7,741.48
Animal Services							
Animal Acquisitions	\$0.00	\$0.00	\$0.00	\$0.00	\$0.00	\$0.00	\$0.00
Animal Acquisitions-Animal	\$10,000.00	\$833.33	\$0.00	\$0.00	\$2,499.99	\$0.00	\$400.00
Animal Acquisitions-Education	\$0.00	\$0.00	\$0.00	\$0.00	\$0.00	\$0.00	\$0.00
Animal Enrichments	\$0.00	\$0.00	\$0.00	\$0.00	\$0.00	\$0.00	\$0.00
Animal Enrichments-Animal	\$3,675.00	\$306.25	\$0.00	\$0.00	\$918.75	\$0.00	\$62.75
Animal Feed	\$0.00	\$0.00	\$0.00	\$0.00	\$0.00	\$0.00	\$0.00
Animal Feed-Animal	\$360,000.00	\$30,000.00	\$34,972.34 ✓	\$34,972.34	\$90,000.00	\$90,684.15	\$90,684.15
Animal Feed-Education	\$19,000.00	\$1,583.33	\$0.00	\$2,497.55	\$4,749.99	\$0.00	\$2,531.35
Animal Shipping (Only)	\$0.00	\$0.00	\$0.00	\$0.00	\$0.00	\$0.00	\$0.00
Animal Shipping-Animal	\$10,000.00	\$833.33	\$0.00	\$244.69	\$2,499.99	\$0.00	\$5,245.34
Antivenin	\$0.00	\$0.00	\$0.00	\$0.00	\$0.00	\$0.00	\$0.00

Fresno's Chaffee Zoo Corporation

Income Statement

June 2016

	2016 Budget	June Budget	June Measure Z	June Actual	YTD Budget	YTD Measure Z	YTD Actual
Antivenin-Animal	\$7,500.00	\$625.00	\$0.00	\$0.00	\$1,875.00	\$0.00	\$0.00
Total Animal Services	\$410,175.00	\$34,181.24	\$34,972.34	2/ \$37,714.58	\$102,543.72	\$90,684.15	\$98,923.59
Computer/Software							
Computer Maint Agrmt	\$0.00	\$0.00	\$0.00	\$0.00	\$0.00	\$0.00	\$0.00
Computer Maint Agrmt-Marketing	\$0.00	\$0.00	\$0.00	\$175.00	\$0.00	\$0.00	\$1,500.00
Computer Maint Agrmt-Membership	\$11,500.00	\$0.00	\$0.00	\$0.00	\$0.00	\$0.00	\$4,469.49
Computer Maint Agrmt-Special Events	\$1,100.00	\$91.67	\$0.00	\$0.00	\$274.98	\$0.00	\$0.00
Computer Maint Agrmt-Education	\$3,301.00	\$275.09	\$0.00	\$0.00	\$825.21	\$0.00	\$0.00
Computer Maint Agrmt	\$0.00	\$0.00	\$0.00	\$0.00	\$0.00	\$0.00	\$0.00
Computer Maint Agrmt-Security	\$0.00	\$0.00	\$0.00	\$0.00	\$0.00	\$0.00	\$0.00
Computer Maint Agrmt-Visitor Services	\$12,104.00	\$1,008.67	\$0.00	\$0.00	\$3,025.95	\$0.00	\$0.00
Computer Maint Agrmt-Administration	\$5,700.00	\$0.00	\$0.00	\$0.00	\$0.00	\$0.00	\$8,270.26
Computer Maint Agrmt-Human Resource	\$6,000.00	\$500.00	\$0.00	\$0.00	\$1,500.00	\$0.00	\$0.00
Computer Maint Agrmt-Finance	\$0.00	\$0.00	\$0.00	\$0.00	\$0.00	\$0.00	\$0.00
Computer Hardware	\$3,500.00	\$291.67	\$0.00	\$0.00	\$874.98	\$0.00	\$0.00
Computer Hardware-Maintenance	\$0.00	\$0.00	\$0.00	\$0.00	\$0.00	\$0.00	\$0.00
Computer Hardware-Horticulture	\$0.00	\$0.00	\$0.00	\$0.00	\$0.00	\$0.00	\$0.00
Computer Hardware-Animal	\$1,000.00	\$83.33	\$0.00	\$1,472.27	\$249.99	\$0.00	\$0.00
Computer Hardware-Marketing	\$2,000.00	\$166.67	\$0.00	\$0.00	\$499.98	\$0.00	\$0.00
Computer Hardware-Membership	\$0.00	\$0.00	\$0.00	\$0.00	\$0.00	\$0.00	\$0.00
Computer Hardware-Development	\$500.00	\$41.67	\$0.00	\$0.00	\$124.98	\$0.00	\$0.00
Computer Hardware-Special Events	\$0.00	\$0.00	\$0.00	\$0.00	\$0.00	\$0.00	\$287.27
Computer Hardware-Education	\$2,200.00	\$183.33	\$0.00	\$0.00	\$549.99	\$0.00	\$0.00
Computer Hardware-Volunteer	\$800.00	\$66.67	\$0.00	\$0.00	\$199.98	\$0.00	\$0.00
Computer Hardware-Veterinary	\$750.00	\$62.50	\$0.00	\$0.00	\$187.50	\$0.00	\$0.00
Computer Hardware-Security	\$0.00	\$0.00	\$0.00	\$0.00	\$0.00	\$0.00	\$0.00
Computer Hardware-Visitor Services	\$0.00	\$0.00	\$0.00	\$0.00	\$0.00	\$0.00	\$0.00
Computer Hardware-Administration	\$2,500.00	\$208.33	\$0.00	\$0.00	\$624.99	\$0.00	\$0.00
Computer Hardware-Human Resources	\$0.00	\$0.00	\$0.00	\$0.00	\$0.00	\$0.00	\$0.00
Computer Software/Supplies	\$2,000.00	\$166.67	\$0.00	\$0.00	\$499.98	\$0.00	\$1,634.93
Computer Software/Supplies-Maintenance	\$250.00	\$20.83	\$0.00	\$0.00	\$62.49	\$0.00	\$0.00

Income Statement

June 2016

	2016 Budget	June Budget	June Measure Z	June Actual	YTD Budget	YTD Measure Z	YTD Actual
Computer Software/Supplies-Horticulture	\$200.00	\$16.67	\$0.00	\$0.00	\$49.98	\$0.00	\$0.00
Computer Software/Supplies-Animal	\$450.00	\$37.50	\$0.00	\$0.00	\$112.50	\$0.00	\$0.00
Computer Software/Supplies-Marketing	\$1,000.00	\$83.33	\$0.00	\$0.00	\$249.99	\$0.00	\$0.00
Computer Software/Supplies-Membership	\$600.00	\$50.00	\$0.00	\$0.00	\$150.00	\$0.00	\$0.00
Computer Software/Supplies-Development	\$0.00	\$0.00	\$0.00	\$0.00	\$0.00	\$0.00	\$0.00
Computer Software/Supplies-Education	\$500.00	\$41.67	\$0.00	\$0.00	\$124.98	\$0.00	\$0.00
Computer Software/Supplies-Veterinary	\$0.00	\$0.00	\$0.00	\$0.00	\$0.00	\$0.00	\$0.00
Computer Software/Supplies-Security	\$1,500.00	\$125.00	\$0.00	\$0.00	\$375.00	\$0.00	\$0.00
Computer Software/Supplies-Visitor Servi	\$480.00	\$40.00	\$0.00	\$0.00	\$120.00	\$0.00	\$0.00
Computer Software/Supplies-Administrat	\$750.00	\$62.50	\$0.00	\$0.00	\$187.50	\$0.00	\$0.00
Computer Software/Supplies-Human Reso	\$0.00	\$0.00	\$0.00	\$0.00	\$0.00	\$0.00	\$0.00
Total Computer/Software	\$60,685.00	\$3,623.77	\$0.00	\$1,647.27	\$10,870.95	\$0.00	\$16,161.95
Conservation							
Conservation	\$0.00	\$0.00	\$0.00	\$0.00	\$0.00	\$0.00	\$0.00
Conservation-Animal	\$125,000.00	\$2,500.00	\$0.00	\$0.00	\$5,000.00	\$0.00	\$2,500.00
Conservation-Development	\$0.00	\$0.00	\$0.00	\$0.00	\$0.00	\$0.00	\$0.00
Conservation-Education	\$0.00	\$0.00	\$0.00	\$0.00	\$0.00	\$0.00	\$0.00
Total Conservation	\$125,000.00	\$2,500.00	\$0.00	\$0.00	\$5,000.00	\$0.00	\$2,500.00
Contracted Services							
Consultant Fees	\$4,000.00	\$333.33	\$0.00	\$3,000.00	\$999.99	\$0.00	\$0.00
Consultant Fees-Maintenance	\$0.00	\$0.00	\$0.00	\$0.00	\$0.00	\$0.00	\$0.00
Consultant Fees-Horticulture	\$10,000.00	\$833.33	\$0.00	\$0.00	\$2,499.99	\$0.00	\$240.00
Consultant Fees-Animal	\$30,000.00	\$2,500.00	\$0.00	\$550.00	\$7,500.00	\$0.00	\$0.00
Consultant Fees-Special Events	\$0.00	\$0.00	\$0.00	\$0.00	\$0.00	\$0.00	\$0.00
Consultant Fees-Education	\$500.00	\$41.67	\$0.00	\$0.00	\$124.98	\$0.00	\$0.00
Consultant Fees-Veterinary	\$15,000.00	\$1,250.00	\$0.00	\$2,162.40	\$3,750.00	\$0.00	\$1,479.47
Consultant Fees-Visitor Services	\$0.00	\$0.00	\$0.00	\$0.00	\$0.00	\$0.00	\$0.00
Consultant Fees-Administration	\$3,500.00	\$291.67	\$0.00	\$0.00	\$874.98	\$0.00	\$0.00
Consultant Fees	\$0.00	\$0.00	\$0.00	\$2,790.00	\$0.00	\$0.00	\$0.00
Consultant Fees-Capital Projects	\$0.00	\$0.00	\$0.00	\$10,437.50	\$0.00	\$0.00	\$0.00

Fresno's Chaffee Zoo Corporation

Income Statement

June 2016

	2016 Budget	June Budget	June Measure Z	June Actual	YTD Budget	YTD Measure Z	YTD Actual
Contracted Services	\$2,000.00	\$166.67	\$0.00	\$2,178.00	\$499.98	\$0.00	\$0.00
Contracted Services-Maintenance	\$25,000.00	\$2,083.33	\$0.00	\$10,424.66	\$6,249.99	\$0.00	\$10,732.01
Contracted Services-Horticulture	\$10,000.00	\$833.33	\$0.00	\$0.00	\$2,499.99	\$0.00	\$0.00
Contracted Services-Animal	\$10,000.00	\$833.33	\$0.00	\$1,375.60	\$2,499.99	\$0.00	\$0.00
Contracted Services-Marketing	\$16,000.00	\$1,333.33	\$0.00	\$551.00	\$3,999.99	\$0.00	\$1,225.58
Contracted Services-Membership	\$3,000.00	\$250.00	\$0.00	\$0.00	\$750.00	\$0.00	\$0.00
Contracted Services-Development	\$0.00	\$0.00	\$0.00	\$0.00	\$0.00	\$0.00	\$0.00
Contracted Services-Special Events	\$35,000.00	\$1,741.67	\$0.00	\$1,653.36	\$1,624.98	\$0.00	\$925.00
Contracted Services-Education	\$200.00	\$16.67	\$0.00	\$159.94	\$49.98	\$0.00	\$410.03
Contracted Services-Volunteer	\$0.00	\$0.00	\$0.00	\$0.00	\$0.00	\$0.00	\$0.00
Contracted Services-Veterinary	\$500.00	\$41.67	\$0.00	\$0.00	\$124.98	\$0.00	\$70.91
Contracted Services-Security	\$6,100.00	\$508.33	\$0.00	\$116.34	\$1,524.99	\$0.00	\$2,327.17
Contracted Services-Visitor Services	\$290,000.00	\$22,500.00	\$0.00	\$24,095.68	\$75,000.00	\$0.00	\$61,325.92
Contracted Services-Administration	\$1,500.00	\$125.00	\$0.00	\$118.89	\$375.00	\$0.00	\$153.49
Contracted Services-Information Technolog	\$40,000.00	\$3,333.33	\$0.00	\$4,677.00	\$9,999.99	\$0.00	\$15,683.41
Contracted Services-Capital Projects	\$0.00	\$0.00	\$0.00	\$0.00	\$0.00	\$0.00	\$0.00
Security Services	\$3,000.00	\$1,500.00	\$0.00	\$2,856.00	\$1,500.00	\$0.00	\$0.00
Security Services-Maintenance	\$1,750.00	\$145.83	\$0.00	\$1,260.00	\$437.49	\$0.00	\$0.00
Security Services	\$0.00	\$0.00	\$0.00	\$711.82	\$0.00	\$0.00	\$0.00
Security Services-Animal	\$1,700.00	\$141.67	\$0.00	\$1,620.00	\$424.98	\$0.00	\$0.00
Security Services-Marketing	\$800.00	\$58.33	\$0.00	\$645.60	\$174.99	\$0.00	\$0.00
Security Services-Development	\$0.00	\$0.00	\$0.00	\$0.00	\$0.00	\$0.00	\$0.00
Security Services-Special Events	\$12,100.00	\$416.67	\$0.00	\$740.02	\$749.98	\$0.00	\$0.00
Security Services-Education	\$2,750.00	\$1,375.00	\$0.00	\$2,582.40	\$0.00	\$0.00	\$0.00
Security Services-Veterinary	\$1,550.00	\$129.17	\$0.00	\$1,488.00	\$387.48	\$0.00	\$0.00
Security Services-Security	\$0.00	\$0.00	\$0.00	\$0.00	\$0.00	\$0.00	\$0.00
Security Services-Visitor Services	\$1,400.00	\$116.66	\$0.00	\$2,683.50	\$349.98	\$0.00	\$2,129.41
Security Services-Administration	\$1,300.00	\$0.00	\$0.00	\$1,272.00	\$0.00	\$0.00	\$0.00
Total Contracted Services	\$528,650.00	\$42,899.99	\$0.00	\$80,149.71	\$124,974.70	\$0.00	\$96,702.40
Depreciation Expense							
Depreciation - Misc	\$7,239.00	\$603.25	\$0.00	\$0.00	\$1,809.75	\$0.00	\$0.00

Fresno's Chaffee Zoo Corporation

Income Statement

June 2016

	2016 Budget	June Budget	June Measure Z	June Actual	YTD Budget	YTD Measure Z	YTD Actual
Depreciation Land	\$0.00	\$0.00	\$0.00	\$0.00	\$0.00	\$0.00	\$0.00
Depreciation Grounds	\$26,000.00	\$2,166.67	\$0.00	\$2,167.00	\$6,499.98	\$0.00	\$6,501.00
Depreciation Exhibits	\$98,000.00	\$8,166.67	\$0.00	\$8,167.00	\$24,499.98	\$0.00	\$24,501.00
Depreciation Buildings and Structures	\$38,000.00	\$3,166.67	\$0.00	\$3,167.00	\$9,499.98	\$0.00	\$9,501.00
Depreciation Buildings and Structures-Anim	\$0.00	\$0.00	\$0.00	\$0.00	\$0.00	\$0.00	\$0.00
Depreciation Buildings and Structures-Educ	\$3,819.00	\$318.25	\$0.00	\$318.00	\$954.75	\$0.00	\$954.00
Depreciation Buildings and Structures-Visi	\$8,703.00	\$725.25	\$0.00	\$725.00	\$2,175.75	\$0.00	\$2,175.00
Depreciation Furniture	\$7,000.00	\$583.33	\$0.00	\$583.00	\$1,749.99	\$0.00	\$1,749.00
Depreciation Vehicles	\$26,785.00	\$2,232.08	\$0.00	\$2,232.00	\$6,696.24	\$0.00	\$6,696.00
Depreciation Vehicles-Administration	\$0.00	\$0.00	\$0.00	\$0.00	\$0.00	\$0.00	\$0.00
Depreciation Zoo Equipment	\$181,000.00	\$15,083.33	\$0.00	\$15,865.22	\$45,249.99	\$0.00	\$47,595.66
Depreciation Zoo Equipment-Animal	\$0.00	\$0.00	\$0.00	\$0.00	\$0.00	\$0.00	\$0.00
Depreciation Zoo Equipment-Special Events	\$0.00	\$0.00	\$0.00	\$0.00	\$0.00	\$0.00	\$0.00
Depreciation Zoo Equipment-Education	\$0.00	\$0.00	\$0.00	\$0.00	\$0.00	\$0.00	\$0.00
Depreciation Zoo Equipment-Veterinary	\$0.00	\$0.00	\$0.00	\$0.00	\$0.00	\$0.00	\$0.00
Depreciation Zoo Equipment-Administratio	\$0.00	\$0.00	\$0.00	\$0.00	\$0.00	\$0.00	\$0.00
Depreciation Sea Lion Cove	\$0.00	\$0.00	\$0.00	\$0.00	\$0.00	\$0.00	\$0.00
Depreciation - Utilities	\$0.00	\$0.00	\$0.00	\$0.00	\$0.00	\$0.00	\$0.00
Depreciation - African Adventure	\$0.00	\$0.00	\$0.00	\$0.00	\$0.00	\$0.00	\$0.00
Total Depreciation Expense	\$396,546.00	\$33,045.50	\$0.00	\$33,224.22	\$99,136.41	\$0.00	\$99,672.66
Dues							
Dues	\$32,000.00	\$250.00	\$0.00	\$0.00	\$11,500.00	\$0.00	\$14,668.00
Dues-Maintenance	\$125.00	\$10.42	\$0.00	\$0.00	\$31.23	\$0.00	\$0.00
Dues-Horticulture	\$350.00	\$29.17	\$0.00	\$0.00	\$87.48	\$0.00	\$0.00
Dues-Animal	\$650.00	\$54.17	\$0.00	\$0.00	\$162.48	\$0.00	\$40.00
Dues-Marketing	\$1,000.00	\$83.33	\$0.00	\$273.00	\$249.99	\$0.00	\$97.50
Dues-Development	\$0.00	\$0.00	\$0.00	\$0.00	\$0.00	\$0.00	\$0.00
Dues-Special Events	\$0.00	\$0.00	\$0.00	\$0.00	\$0.00	\$0.00	\$0.00
Dues-Education	\$200.00	\$16.67	\$0.00	\$0.00	\$49.98	\$0.00	\$0.00
Dues-Volunteer	\$50.00	\$4.17	\$0.00	\$0.00	\$12.48	\$0.00	\$0.00
Dues-Veterinary	\$6,200.00	\$516.67	\$0.00	\$0.00	\$1,549.98	\$0.00	\$131.50

Fresno's Chaffee Zoo Corporation

Income Statement

June 2016

	2016 Budget	June Budget	June Measure Z	June Actual	YTD Budget	YTD Measure Z	YTD Actual
Dues-Security	\$0.00	\$0.00	\$0.00	\$0.00	\$0.00	\$0.00	\$0.00
Dues-Visitor Services	\$0.00	\$0.00	\$0.00	\$0.00	\$0.00	\$0.00	\$4,747.25
Dues-Administration	\$2,000.00	\$166.67	\$0.00	\$593.00	\$499.98	\$0.00	\$0.00
Dues-Human Resources	\$225.00	\$18.75	\$0.00	\$0.00	\$56.25	\$0.00	\$0.00
Total Dues	\$42,800.00	\$1,150.02	\$0.00	\$866.00	\$14,199.85	\$0.00	\$19,684.25
Equipment							
Equipment Lease/Rental	\$0.00	\$0.00	\$0.00	\$0.00	\$0.00	\$0.00	\$0.00
Equipment Lease/Rental-Maintenance	\$15,000.00	\$1,000.00	\$0.00	\$7,355.24	\$5,000.00	\$0.00	\$10,388.10
Equipment Lease/Rental-Horticulture	\$3,500.00	\$291.67	\$0.00	\$0.00	\$874.98	\$0.00	\$0.00
Equipment Lease/Rental-Animal	\$300.00	\$25.00	\$0.00	\$2,430.00	\$75.00	\$0.00	\$721.00
Equipment Lease/Rental-Marketing	\$2,000.00	\$0.00	\$0.00	\$0.00	\$0.00	\$0.00	\$0.00
Equipment Lease/Rental-Membership	\$0.00	\$0.00	\$0.00	\$185.22	\$0.00	\$0.00	\$579.44
Equipment Lease/Rental-Development	\$2,250.00	\$187.50	\$0.00	\$0.00	\$562.50	\$0.00	\$820.50
Equipment Lease/Rental-Special Events	\$40,100.00	\$1,416.67	\$0.00	\$1,654.27	\$3,749.98	\$0.00	\$919.00
Equipment Lease/Rental-Education	\$4,500.00	\$375.00	\$0.00	\$391.97	\$1,125.00	\$0.00	\$767.15
Equipment Lease/Rental-Veterinary	\$1,929.00	\$160.75	\$0.00	\$0.00	\$482.25	\$0.00	\$0.00
Equipment Lease/Rental-Security	\$0.00	\$0.00	\$0.00	\$0.00	\$0.00	\$0.00	\$2,072.93
Equipment Lease/Rental-Visitor Services	\$2,000.00	\$166.67	\$0.00	\$170.84	\$499.98	\$0.00	\$751.61
Equipment Lease/Rental-Administration	\$5,000.00	\$416.67	\$0.00	\$487.74	\$1,249.98	\$0.00	\$907.18
Equipment Lease/Rental-Capital Projects	\$0.00	\$0.00	\$0.00	\$0.00	\$0.00	\$0.00	\$0.00
Equipment Lease/Rental-Operations	\$0.00	\$0.00	\$0.00	\$0.00	\$0.00	\$0.00	\$0.00
Equipment Maintenance	\$0.00	\$0.00	\$0.00	\$252.57	\$0.00	\$0.00	\$0.00
Equipment Maintenance-Maintenance	\$9,850.00	\$820.83	\$0.00	\$0.00	\$2,462.49	\$0.00	\$1,327.81
Equipment Maintenance-Horticulture	\$3,000.00	\$250.00	\$0.00	\$0.00	\$750.00	\$0.00	\$990.70
Equipment Maintenance-Animal	\$2,250.00	\$187.50	\$0.00	\$0.00	\$562.50	\$0.00	\$1,155.41
Equipment Maintenance-Marketing	\$100.00	\$8.33	\$0.00	\$0.00	\$24.99	\$0.00	\$0.00
Equipment Maintenance-Membership	\$0.00	\$0.00	\$0.00	\$0.00	\$0.00	\$0.00	\$298.09
Equipment Maintenance-Development	\$4,500.00	\$375.00	\$0.00	\$553.16	\$1,125.00	\$0.00	\$491.85
Equipment Maintenance-Special Events	\$4,500.00	\$125.00	\$0.00	\$673.51	\$375.00	\$0.00	\$0.00
Equipment Maintenance-Education	\$1,000.00	\$83.33	\$0.00	\$0.00	\$249.99	\$0.00	\$0.00
Equipment Maintenance-Veterinary	\$1,500.00	\$125.00	\$0.00	\$304.18	\$375.00	\$0.00	\$3,768.14

Fresno's Chaffee Zoo Corporation

Income Statement

June 2016

	2016 Budget	June Budget	June Measure Z	June Actual	YTD Budget	YTD Measure Z	YTD Actual
Equipment Maintenance-Security	\$2,000.00	\$166.67	\$0.00	\$0.00	\$499.98	\$0.00	\$0.00
Equipment Maintenance-Visitor Services	\$1,000.00	\$83.33	\$0.00	\$419.73	\$249.99	\$0.00	\$818.87
Equipment Maintenance-Administration	\$0.00	\$0.00	\$0.00	\$0.00	\$0.00	\$0.00	\$0.00
Equipment Purchases	\$0.00	\$0.00	\$0.00	\$0.00	\$0.00	\$0.00	\$0.00
Equipment Purchases-Maintenance	\$10,000.00	\$550.00	\$0.00	\$0.00	\$5,166.00	\$0.00	\$4,416.03
Equipment Purchases-Horticulture	\$5,000.00	\$416.67	\$0.00	\$0.00	\$1,249.98	\$0.00	\$0.00
Equipment Purchases-Animal	\$25,000.00	\$2,083.33	\$0.00	\$0.00	\$6,249.99	\$0.00	\$5,262.27
Equipment Purchases-Marketing	\$250.00	\$20.83	\$0.00	\$0.00	\$62.49	\$0.00	\$0.00
Equipment Purchases-Membership	\$0.00	\$0.00	\$0.00	\$268.55	\$0.00	\$0.00	\$0.00
Equipment Purchases-Development	\$0.00	\$0.00	\$0.00	\$0.00	\$0.00	\$0.00	\$0.00
Equipment Purchases-Special Events	\$28,000.00	\$250.00	\$0.00	\$519.98	\$750.00	\$0.00	\$734.91
Equipment Purchases-Education	\$4,000.00	\$333.33	\$0.00	\$0.00	\$999.99	\$0.00	\$1,892.29
Equipment Purchases-Veterinary	\$5,000.00	\$416.67	\$0.00	\$0.00	\$1,249.98	\$0.00	\$0.00
Equipment Purchases-Security	\$4,000.00	\$333.33	\$0.00	\$0.00	\$999.99	\$0.00	\$0.00
Equipment Purchases-Visitor Services	\$1,000.00	\$83.33	\$0.00	\$561.97	\$249.99	\$0.00	\$0.00
Equipment Purchases-Administration	\$1,000.00	\$83.33	\$0.00	\$0.00	\$249.99	\$0.00	\$0.00
Equipment Purchases-Operations	\$0.00	\$0.00	\$0.00	\$0.00	\$0.00	\$0.00	\$765.28
Trailer Rental-General	\$18,000.00	\$1,500.00	\$0.00	\$1,834.40	\$4,500.00	\$0.00	\$4,786.66
Total Equipment	\$207,529.00	\$12,335.74	\$0.00	\$18,063.33	\$42,023.01	\$0.00	\$44,635.22
Fleet							
Fuel Surcharge	\$0.00	\$0.00	\$0.00	\$0.00	\$0.00	\$0.00	\$0.00
Fuel Surcharge-Marketing	\$0.00	\$0.00	\$0.00	\$0.00	\$0.00	\$0.00	\$0.00
Gasoline/Motor Oil/Fuel	\$0.00	\$0.00	\$0.00	\$0.00	\$0.00	\$0.00	\$0.00
Gasoline/Motor Oil/Fuel-Maintenance	\$4,500.00	\$375.00	\$0.00	\$0.00	\$1,125.00	\$0.00	\$432.07
Gasoline/Motor Oil/Fuel-Horticulture	\$2,200.00	\$183.33	\$0.00	\$209.80	\$549.99	\$0.00	\$777.96
Gasoline/Motor Oil/Fuel-Animal	\$1,000.00	\$83.33	\$0.00	\$57.82	\$249.99	\$0.00	\$112.62
Gasoline/Motor Oil/Fuel-Education	\$4,500.00	\$375.00	\$0.00	\$154.91	\$1,125.00	\$0.00	\$299.37
Gasoline/Motor Oil/Fuel-Veterinary	\$100.00	\$8.33	\$0.00	\$20.80	\$24.99	\$0.00	\$65.75
Gasoline/Motor Oil/Fuel-Visitor Services	\$20.00	\$1.67	\$0.00	\$0.00	\$4.98	\$0.00	\$0.00
Vehicle Rental	\$0.00	\$0.00	\$0.00	\$0.00	\$0.00	\$0.00	\$0.00
Vehicle Rental-Maintenance	\$0.00	\$0.00	\$0.00	\$0.00	\$0.00	\$0.00	\$0.00

Fresno's Chaffee Zoo Corporation

Income Statement

June 2016

	2016 Budget	June Budget	June Measure Z	June Actual	YTD Budget	YTD Measure Z	YTD Actual
Vehicle Rental-Development	\$12,000.00	\$1,000.00	\$0.00	\$0.00	\$3,000.00	\$0.00	\$0.00
Vehicle Repair and Maintenance	\$0.00	\$0.00	\$0.00	\$0.00	\$0.00	\$0.00	\$0.00
Vehicle Repair and Maintenance-Maintenance	\$16,500.00	\$1,375.00	\$0.00	\$68.20	\$4,125.00	\$0.00	\$3,567.88
Vehicle Repair and Maintenance-Horticulture	\$1,500.00	\$125.00	\$0.00	\$0.00	\$375.00	\$0.00	\$0.00
Vehicle Repair and Maintenance-Animal	\$350.00	\$29.17	\$0.00	\$0.00	\$87.48	\$0.00	\$603.90
Vehicle Repair and Maintenance-Marketing	\$0.00	\$0.00	\$0.00	\$0.00	\$0.00	\$0.00	\$0.00
Vehicle Repair and Maintenance-Development	\$0.00	\$0.00	\$0.00	\$0.00	\$0.00	\$0.00	\$0.00
Vehicle Repair and Maintenance-Special Events	\$0.00	\$0.00	\$0.00	\$0.00	\$0.00	\$0.00	\$0.00
Vehicle Repair and Maintenance-Education	\$3,000.00	\$250.00	\$0.00	\$0.00	\$750.00	\$0.00	\$0.00
Vehicle Repair and Maintenance-Veterinary	\$0.00	\$0.00	\$0.00	\$0.00	\$0.00	\$0.00	\$0.00
Vehicle Repair and Maintenance-Security	\$1,500.00	\$125.00	\$0.00	\$0.00	\$375.00	\$0.00	\$0.00
Vehicle Repair and Maintenance-Administration	\$0.00	\$0.00	\$0.00	\$0.00	\$0.00	\$0.00	\$0.00
Vehicle License & Registration	\$0.00	\$0.00	\$0.00	\$0.00	\$0.00	\$0.00	\$0.00
Vehicle License & Registration-Maintenance	\$2,409.00	\$200.75	\$0.00	\$48.20	\$602.25	\$0.00	\$797.00
Vehicle	\$0.00	\$0.00	\$0.00	\$0.00	\$0.00	\$0.00	\$0.00
Total Fleet	\$49,579.00	\$4,131.58	\$0.00	\$559.73	\$12,394.68	\$0.00	\$6,656.55
Food/Catering							
Food/Catering	\$12,000.00	\$100.00	\$0.00	\$0.00	\$300.00	\$0.00	\$512.09
Food/Catering-Maintenance	\$0.00	\$0.00	\$0.00	\$0.00	\$0.00	\$0.00	\$0.00
Food/Catering-Horticulture	\$0.00	\$0.00	\$0.00	\$0.00	\$0.00	\$0.00	\$0.00
Food/Catering-Animal	\$400.00	\$33.33	\$0.00	\$0.00	\$99.99	\$0.00	\$56.07
Food/Catering-Marketing	\$7,600.00	\$8.33	\$0.00	\$0.00	\$24.99	\$0.00	\$283.55
Food/Catering-Membership	\$0.00	\$0.00	\$0.00	\$0.00	\$0.00	\$0.00	\$0.00
Food/Catering-Development	\$5,000.00	\$416.67	\$0.00	\$0.00	\$1,249.98	\$0.00	\$127.61
Food/Catering-Special Events	\$156,250.00	\$28,500.00	\$0.00	\$9,215.34	\$16,150.00	\$0.00	\$3,588.66
Food/Catering-Education	\$6,300.00	\$525.00	\$0.00	\$638.95	\$1,574.97	\$0.00	\$499.26
Food/Catering-Volunteer	\$2,000.00	\$166.67	\$0.00	\$0.00	\$499.98	\$0.00	\$540.05
Food/Catering-Administration	\$1,000.00	\$83.33	\$0.00	\$204.74	\$249.99	\$0.00	\$781.14
Food/Catering-Human Resources	\$2,500.00	\$208.33	\$0.00	\$60.45	\$624.99	\$0.00	\$71.14
Food/Catering-Capital Projects	\$0.00	\$0.00	\$0.00	\$0.00	\$0.00	\$0.00	\$0.00
Total Food/Catering	\$193,050.00	\$30,041.66	\$0.00	\$10,119.48	\$20,774.89	\$0.00	\$6,459.57

Income Statement

June 2016

	2016 Budget	June Budget	June Measure Z	June Actual	YTD Budget	YTD Measure Z	YTD Actual
Insurance							
Insurance-Other	\$0.00	\$0.00	\$0.00	\$0.00	\$0.00	\$0.00	\$0.00
Liability Insurance	\$170,000.00	\$14,000.00	\$0.00	\$15,433.95	\$58,000.00	\$0.00	\$53,503.07
Liability Insurance-Administration	\$0.00	\$0.00	\$0.00	\$0.00	\$0.00	\$0.00	\$0.00
Property Insurance	\$0.00	\$0.00	\$0.00	\$0.00	\$0.00	\$0.00	\$0.00
Total Insurance	\$170,000.00	\$14,000.00	\$0.00	\$15,433.95	\$58,000.00	\$0.00	\$53,503.07
Miscellaneous Business							
Courier Services	\$0.00	\$0.00	\$0.00	\$0.00	\$0.00	\$0.00	\$0.00
Courier Services-Veterinary	\$0.00	\$0.00	\$0.00	\$0.00	\$0.00	\$0.00	\$183.54
Courier Services-Visitor Services	\$6,350.00	\$529.17	\$0.00	\$622.68	\$1,587.48	\$0.00	\$916.31
Courier Services-Administration	\$400.00	\$33.33	\$0.00	\$0.00	\$99.99	\$0.00	\$0.00
Mileage-Toll-Parking	\$0.00	\$0.00	\$0.00	\$0.00	\$0.00	\$0.00	\$0.00
Mileage-Toll-Parking-Maintenance	\$0.00	\$0.00	\$0.00	\$0.00	\$0.00	\$0.00	\$0.00
Mileage-Toll-Parking-Horticulture	\$0.00	\$0.00	\$0.00	\$0.00	\$0.00	\$0.00	\$0.00
Mileage-Toll-Parking-Animal	\$60.00	\$5.00	\$0.00	\$0.00	\$15.00	\$0.00	\$0.00
Mileage-Toll-Parking-Marketing	\$550.00	\$41.67	\$0.00	\$0.00	\$124.98	\$0.00	\$485.63
Mileage-Toll-Parking-Membership	\$0.00	\$0.00	\$0.00	\$5.00	\$0.00	\$0.00	\$0.00
Mileage-Toll-Parking-Development	\$500.00	\$41.67	\$0.00	\$0.00	\$124.98	\$0.00	\$0.00
Mileage-Toll-Parking-Special Events	\$6,095.00	\$578.33	\$0.00	\$710.00	\$1,474.99	\$0.00	\$55.00
Mileage-Toll-Parking-Education	\$200.00	\$16.67	\$0.00	\$0.00	\$49.98	\$0.00	\$0.00
Mileage-Toll-Parking-Veterinary	\$20.00	\$1.67	\$0.00	\$0.00	\$4.98	\$0.00	\$0.00
Mileage-Toll-Parking-Security	\$0.00	\$0.00	\$0.00	\$0.00	\$0.00	\$0.00	\$0.00
Mileage-Toll-Parking-Administration	\$0.00	\$0.00	\$0.00	\$0.00	\$0.00	\$0.00	\$1.84
Mileage-Toll-Parking	\$0.00	\$0.00	\$0.00	\$0.00	\$0.00	\$0.00	\$0.00
Sales Tax Expense	\$0.00	\$0.00	\$0.00	\$0.00	\$0.00	\$0.00	\$0.00
Sales Tax Expense-Maintenance	\$0.00	\$0.00	\$0.00	\$0.00	\$0.00	\$0.00	\$0.00
Sales Tax Expense-Horticulture	\$0.00	\$0.00	\$0.00	\$0.00	\$0.00	\$0.00	\$0.00
Sales Tax Expense-Animal	\$0.00	\$0.00	\$0.00	\$0.00	\$0.00	\$0.00	\$0.00
Sales Tax Expense-Marketing	\$0.00	\$0.00	\$0.00	\$0.00	\$0.00	\$0.00	\$0.00
Sales Tax Expense-Membership	\$0.00	\$0.00	\$0.00	\$0.00	\$0.00	\$0.00	\$0.00

Income Statement

June 2016

	2016 Budget	June Budget	June Measure Z	June Actual	YTD Budget	YTD Measure Z	YTD Actual
Sales Tax Expense-Development	\$0.00	\$0.00	\$0.00	\$0.00	\$0.00	\$0.00	\$0.00
Sales Tax Expense-Special Events	\$2,000.00	\$166.67	\$0.00	\$0.00	\$499.98	\$0.00	\$0.00
Sales Tax Expense-Education	\$0.00	\$0.00	\$0.00	\$0.00	\$0.00	\$0.00	\$0.00
Sales Tax Expense-Volunteer	\$0.00	\$0.00	\$0.00	\$0.00	\$0.00	\$0.00	\$0.00
Sales Tax Expense-Veterinary	\$0.00	\$0.00	\$0.00	\$0.00	\$0.00	\$0.00	\$0.00
Sales Tax Expense-Security	\$0.00	\$0.00	\$0.00	\$0.00	\$0.00	\$0.00	\$0.00
Sales Tax Expense-Visitor Services	\$0.00	\$0.00	\$0.00	\$0.00	\$0.00	\$0.00	\$0.00
Sales Tax Expense-Administration	\$0.00	\$0.00	\$0.00	\$0.00	\$0.00	\$0.00	\$0.00
Trip Expense	\$0.00	\$0.00	\$0.00	\$0.00	\$0.00	\$0.00	\$0.00
Trip Expense-Animal	\$0.00	\$0.00	\$0.00	\$0.00	\$0.00	\$0.00	\$0.00
Trip Expense-Education	\$1,300.00	\$108.33	\$0.00	\$1,059.00	\$324.99	\$0.00	\$0.00
Trip Expense-Veterinary	\$0.00	\$0.00	\$0.00	\$0.00	\$0.00	\$0.00	\$0.00
Reference Materials	\$0.00	\$0.00	\$0.00	\$0.00	\$0.00	\$0.00	\$0.00
Reference Materials-Maintenance	\$0.00	\$0.00	\$0.00	\$0.00	\$0.00	\$0.00	\$0.00
Reference Materials-Horticulture	\$200.00	\$16.67	\$0.00	\$0.00	\$49.98	\$0.00	\$0.00
Reference Materials-Animal	\$0.00	\$0.00	\$0.00	\$0.00	\$0.00	\$0.00	\$0.00
Reference Materials-Education	\$1,000.00	\$83.33	\$0.00	\$0.00	\$249.99	\$0.00	\$0.00
Reference Materials-Volunteer	\$0.00	\$0.00	\$0.00	\$0.00	\$0.00	\$0.00	\$0.00
Reference Materials-Veterinary	\$500.00	\$41.67	\$0.00	\$0.00	\$124.98	\$0.00	\$133.93
Reference Materials-Security	\$0.00	\$0.00	\$0.00	\$0.00	\$0.00	\$0.00	\$0.00
Reference Materials-Administration	\$250.00	\$20.83	\$0.00	\$0.00	\$62.49	\$0.00	(\$78.44)
Reference Materials-Human Resources	\$500.00	\$41.67	\$0.00	\$0.00	\$124.98	\$0.00	\$0.00
Subscriptions/Publications	\$0.00	\$0.00	\$0.00	\$0.00	\$0.00	\$0.00	\$0.00
Subscriptions/Publications-Maintenance	\$150.00	\$12.50	\$0.00	\$0.00	\$37.50	\$0.00	\$0.00
Subscriptions/Publications-Horticulture	\$100.00	\$8.33	\$0.00	\$0.00	\$24.99	\$0.00	\$0.00
Subscriptions/Publications-Animal	\$500.00	\$41.67	\$0.00	\$0.00	\$124.98	\$0.00	\$0.00
Subscriptions/Publications-Marketing	\$200.00	\$16.67	\$0.00	\$0.00	\$49.98	\$0.00	\$230.00
Subscriptions/Publications-Development	\$800.00	\$66.67	\$0.00	\$0.00	\$199.98	\$0.00	\$0.00
Subscriptions/Publications-Special Events	\$0.00	\$0.00	\$0.00	\$0.00	\$0.00	\$0.00	\$0.00
Subscriptions/Publications-Administration	\$200.00	\$16.67	\$0.00	\$0.00	\$49.98	\$0.00	\$0.00
Subscriptions/Publications-Human Resource	\$0.00	\$0.00	\$0.00	\$0.00	\$0.00	\$0.00	\$0.00
Volunteer Recognition	\$0.00	\$0.00	\$0.00	\$0.00	\$0.00	\$0.00	\$0.00

Fresno's Chaffee Zoo Corporation

Income Statement

June 2016

	2016 Budget	June Budget	June Measure Z	June Actual	YTD Budget	YTD Measure Z	YTD Actual
Volunteer Recognition-Special Events	\$500.00	\$41.67	\$0.00	\$0.00	\$124.98	\$0.00	\$0.00
Volunteer Recognition-Volunteer	\$0.00	\$0.00	\$0.00	\$200.00	\$0.00	\$0.00	\$136.26
Director Discretionary	\$0.00	\$0.00	\$0.00	\$0.00	\$0.00	\$0.00	\$0.00
Director Discretionary-Animal	\$0.00	\$0.00	\$0.00	\$0.00	\$0.00	\$0.00	\$0.00
Director Discretionary-Marketing	\$0.00	\$0.00	\$0.00	\$0.00	\$0.00	\$0.00	\$0.00
Director Discretionary-Administration	\$20,000.00	\$1,666.67	\$0.00	\$87.00	\$4,999.98	\$0.00	\$2,500.00
Employee Relations	\$0.00	\$0.00	\$0.00	\$0.00	\$0.00	\$0.00	\$0.00
Employee Relations-Animal	\$0.00	\$0.00	\$0.00	\$0.00	\$0.00	\$0.00	\$0.00
Employee Relations-Development	\$0.00	\$0.00	\$0.00	\$0.00	\$0.00	\$0.00	\$0.00
Employee Relations-Education	\$0.00	\$0.00	\$0.00	\$0.00	\$0.00	\$0.00	\$0.00
Employee Relations-Security	\$0.00	\$0.00	\$0.00	\$0.00	\$0.00	\$0.00	\$0.00
Employee Relations-Administration	\$1,000.00	\$83.33	\$0.00	\$0.00	\$249.99	\$0.00	\$0.00
Research	\$0.00	\$0.00	\$0.00	\$0.00	\$0.00	\$0.00	\$0.00
Research-Animal	\$0.00	\$0.00	\$0.00	\$0.00	\$0.00	\$0.00	\$0.00
Recognition Expense	\$0.00	\$0.00	\$0.00	\$0.00	\$0.00	\$0.00	\$67.64
Recognition Expense-Marketing	\$500.00	\$0.00	\$0.00	\$0.00	\$0.00	\$0.00	\$0.00
Recognition Expense-Development	\$500.00	\$41.67	\$0.00	\$0.00	\$124.98	\$0.00	\$492.20
Recognition Expense-Special Events	\$1,550.00	\$108.33	\$0.00	\$0.00	\$24.99	\$0.00	\$0.00
Recognition Expense-Education	\$0.00	\$0.00	\$0.00	\$0.00	\$0.00	\$0.00	\$0.00
Recognition Expense-Volunteer	\$2,000.00	\$166.67	\$0.00	\$0.00	\$499.98	\$0.00	\$0.00
Recognition Expense-Administration	\$0.00	\$0.00	\$0.00	\$0.00	\$0.00	\$0.00	\$0.00
Recognition Expense-Human Resources	\$100.00	\$8.33	\$0.00	\$0.00	\$24.99	\$0.00	\$0.00
Recognition Expense-Capital Projects	\$0.00	\$0.00	\$0.00	\$0.00	\$0.00	\$0.00	\$0.00
Staff Recruitment Expense	\$0.00	\$0.00	\$0.00	\$0.00	\$0.00	\$0.00	\$0.00
Staff Recruitment Expense-Horticulture	\$0.00	\$0.00	\$0.00	\$0.00	\$0.00	\$0.00	\$0.00
Staff Recruitment Expense-Veterinary	\$0.00	\$0.00	\$0.00	\$0.00	\$0.00	\$0.00	\$0.00
Staff Recruitment Expense-Administration	\$0.00	\$0.00	\$0.00	\$0.00	\$0.00	\$0.00	\$0.00
Recruiting	\$0.00	\$0.00	\$0.00	\$0.00	\$0.00	\$0.00	\$0.00
Recruiting-Maintenance	\$250.00	\$20.83	\$0.00	\$0.00	\$62.49	\$0.00	\$0.00
Recruiting-Horticulture	\$150.00	\$12.50	\$0.00	\$0.00	\$37.50	\$0.00	\$0.00
Recruiting-Animal	\$2,500.00	\$208.33	\$0.00	\$344.77	\$624.99	\$0.00	\$525.00
Recruiting-Marketing	\$0.00	\$0.00	\$0.00	\$0.00	\$0.00	\$0.00	\$0.00

Fresno's Chaffee Zoo Corporation

Income Statement

June 2016

	2016 Budget	June Budget	June Measure Z	June Actual	YTD Budget	YTD Measure Z	YTD Actual
Recruiting-Special Event	\$0.00	\$0.00	\$0.00	\$0.00	\$0.00	\$0.00	\$0.00
Recruiting-Education	\$500.00	\$41.67	\$0.00	\$0.00	\$124.98	\$0.00	\$0.00
Recruiting-Veterinary	\$0.00	\$0.00	\$0.00	\$0.00	\$0.00	\$0.00	\$0.00
Recruiting-Security	\$0.00	\$0.00	\$0.00	\$0.00	\$0.00	\$0.00	\$25.00
Recruiting-Administration	\$0.00	\$0.00	\$0.00	\$0.00	\$0.00	\$0.00	\$0.00
Recruiting-Human Resources	\$5,000.00	\$415.00	\$0.00	\$1,414.99	\$1,670.00	\$0.00	\$349.50
Recognition Expense	\$0.00	\$0.00	\$0.00	\$0.00	\$0.00	\$0.00	\$0.00
Total Miscellaneous Business	\$56,425.00	\$4,704.19	\$0.00	\$4,443.44	\$13,977.03	\$0.00	\$6,023.41
Office Supplies							
Office Furniture	\$0.00	\$0.00	\$0.00	\$0.00	\$0.00	\$0.00	\$0.00
Office Furniture-Maintenance	\$0.00	\$0.00	\$0.00	\$0.00	\$0.00	\$0.00	\$0.00
Office Furniture-Horticulture	\$0.00	\$0.00	\$0.00	\$0.00	\$0.00	\$0.00	\$0.00
Office Furniture	\$0.00	\$0.00	\$0.00	\$501.20	\$0.00	\$0.00	\$0.00
Office Furniture-Marketing	\$0.00	\$0.00	\$0.00	\$0.00	\$0.00	\$0.00	\$0.00
Office Furniture-Membership	\$2,000.00	\$166.67	\$0.00	\$0.00	\$499.98	\$0.00	\$1,907.76
Office Furniture-Special Events	\$500.00	\$41.67	\$0.00	\$0.00	\$124.98	\$0.00	\$0.00
Office Furniture-Education	\$500.00	\$41.67	\$0.00	\$0.00	\$124.98	\$0.00	\$0.00
Office Furniture-Veterinary	\$300.00	\$25.00	\$0.00	\$0.00	\$75.00	\$0.00	\$0.00
Office Furniture-Security	\$0.00	\$0.00	\$0.00	\$0.00	\$0.00	\$0.00	\$0.00
Office Furniture-Administration	\$1,000.00	\$83.33	\$0.00	\$563.72	\$249.99	\$0.00	\$0.00
Office Furniture	\$0.00	\$0.00	\$0.00	\$1,113.53	\$0.00	\$0.00	\$0.00
Office Furniture	\$0.00	\$0.00	\$0.00	\$501.20	\$0.00	\$0.00	\$0.00
Office Supplies	\$0.00	\$0.00	\$0.00	\$0.00	\$0.00	\$0.00	\$0.00
Office Supplies-Maintenance	\$400.00	\$33.33	\$0.00	\$78.49	\$99.99	\$0.00	\$42.58
Office Supplies-Horticulture	\$0.00	\$0.00	\$0.00	\$0.00	\$0.00	\$0.00	\$0.00
Office Supplies-Animal	\$1,750.00	\$145.83	\$0.00	\$262.80	\$437.49	\$0.00	\$216.33
Office Supplies-Marketing	\$500.00	\$41.67	\$0.00	\$16.54	\$124.98	\$0.00	\$160.17
Office Supplies-Membership	\$150.00	\$12.50	\$0.00	\$288.86	\$37.50	\$0.00	\$750.40
Office Supplies-Development	\$3,100.00	\$258.34	\$0.00	\$0.00	\$774.96	\$0.00	\$562.09
Office Supplies-Special Events	\$800.00	\$66.67	\$0.00	\$0.00	\$199.98	\$0.00	\$0.00
Office Supplies-Education	\$5,200.00	\$516.67	\$0.00	\$334.06	\$1,881.98	\$0.00	\$1,206.49

Fresno's Chaffee Zoo Corporation

Income Statement

June 2016

	2016 Budget	June Budget	June Measure Z	June Actual	YTD Budget	YTD Measure Z	YTD Actual
Office Supplies-Volunteer	\$0.00	\$0.00	\$0.00	\$0.00	\$0.00	\$0.00	\$0.00
Office Supplies-Veterinary	\$720.00	\$60.00	\$0.00	\$38.57	\$180.00	\$0.00	\$407.38
Office Supplies-Security	\$500.00	\$41.67	\$0.00	\$0.00	\$124.98	\$0.00	\$0.00
Office Supplies-Visitor Services	\$2,500.00	\$208.33	\$0.00	\$107.05	\$624.99	\$0.00	\$154.46
Office Supplies-Administration	\$7,000.00	\$900.00	\$0.00	\$396.85	\$2,666.00	\$0.00	\$2,419.89
Office Supplies-Human Resources	\$350.00	\$29.17	\$0.00	\$0.00	\$87.48	\$0.00	\$13.80
Office Supplies-Capital Projects	\$0.00	\$0.00	\$0.00	\$0.00	\$0.00	\$0.00	\$0.00
Office Supplies-Operations	\$0.00	\$0.00	\$0.00	\$0.00	\$0.00	\$0.00	\$221.83
Total Office Supplies	\$27,270.00	\$2,672.52	\$0.00	\$4,202.87	\$8,315.26	\$0.00	\$8,063.18
Postage							
Postage	\$0.00	\$0.00	\$0.00	\$0.00	\$0.00	\$0.00	\$0.00
Postage-Maintenance	\$0.00	\$0.00	\$0.00	\$0.00	\$0.00	\$0.00	\$0.00
Postage-Animal	\$1,200.00	\$100.00	\$0.00	\$113.17	\$300.00	\$0.00	\$30.66
Postage-Marketing	\$1,350.00	\$91.67	\$0.00	\$30.93	\$274.98	\$0.00	\$134.85
Postage-Membership	\$26,000.00	\$2,166.67	\$0.00	\$448.99	\$6,499.98	\$0.00	\$5,549.65
Postage-Development	\$9,000.00	\$750.00	\$0.00	\$22.23	\$2,249.97	\$0.00	\$2,640.95
Postage-Special Events	\$17,045.00	\$1,818.34	\$0.00	\$15.79	\$2,629.96	\$0.00	\$3,891.13
Postage-Education	\$1,975.00	\$164.58	\$0.00	\$4.10	\$493.74	\$0.00	\$16.43
Postage-Volunteer	\$500.00	\$41.67	\$0.00	\$25.11	\$124.98	\$0.00	\$99.34
Postage-Veterinary	\$4,176.00	\$348.00	\$0.00	\$178.40	\$1,044.00	\$0.00	\$791.58
Postage-Security	\$100.00	\$8.33	\$0.00	\$0.00	\$24.99	\$0.00	\$0.00
Postage-Visitor Services	\$100.00	\$8.33	\$0.00	\$0.00	\$24.99	\$0.00	\$0.00
Postage-Administration	\$4,500.00	\$375.00	\$0.00	\$257.99	\$1,125.00	\$0.00	\$309.75
Postage	\$0.00	\$0.00	\$0.00	\$0.00	\$0.00	\$0.00	\$0.00
Postage-Capital Projects	\$0.00	\$0.00	\$0.00	\$0.00	\$0.00	\$0.00	\$0.00
Total Postage	\$65,946.00	\$5,872.59	\$0.00	\$1,096.71	\$14,792.59	\$0.00	\$13,464.34
Printing							
Newsletter Expense	\$0.00	\$0.00	\$0.00	\$0.00	\$0.00	\$0.00	\$0.00
Newsletter Expense-Membership	\$52,500.00	\$0.00	\$0.00	\$0.00	\$13,000.00	\$0.00	\$14,373.62
Newsletter Expense-Development	\$0.00	\$0.00	\$0.00	\$0.00	\$0.00	\$0.00	\$0.00

Fresno's Chaffee Zoo Corporation

Income Statement

June 2016

	2016 Budget	June Budget	June Measure Z	June Actual	YTD Budget	YTD Measure Z	YTD Actual
Printing	\$0.00	\$0.00	\$0.00	\$0.00	\$0.00	\$0.00	\$0.00
Printing-Maintenance	\$0.00	\$0.00	\$0.00	\$0.00	\$0.00	\$0.00	\$0.00
Printing-Horticulture	\$0.00	\$0.00	\$0.00	\$0.00	\$0.00	\$0.00	\$0.00
Printing-Animal	\$150.00	\$0.00	\$0.00	\$233.77	\$150.00	\$0.00	\$0.00
Printing-Marketing	\$30,000.00	\$2,437.50	\$0.00	\$3,340.92	\$7,312.50	\$0.00	\$449.13
Printing-Membership	\$18,000.00	\$1,500.00	\$0.00	\$3,518.00	\$4,500.00	\$0.00	\$5,947.20
Printing-Development	\$10,000.00	\$833.33	\$0.00	\$74.91	\$2,499.99	\$0.00	\$0.00
Printing-Special Events	\$34,000.00	\$3,400.00	\$0.00	\$177.39	\$4,100.00	\$0.00	\$3,306.53
Printing-Education	\$7,800.00	\$650.00	\$0.00	\$141.03	\$1,950.00	\$0.00	\$0.00
Printing-Volunteer	\$1,500.00	\$125.00	\$0.00	\$0.00	\$375.00	\$0.00	\$0.00
Printing-Veterinary	\$100.00	\$8.33	\$0.00	\$37.45	\$24.99	\$0.00	\$0.00
Printing-Security	\$0.00	\$0.00	\$0.00	\$0.00	\$0.00	\$0.00	\$0.00
Printing-Visitor Services	\$40.00	\$3.33	\$0.00	\$18.73	\$9.99	\$0.00	\$0.00
Printing-Administration	\$500.00	\$41.67	\$0.00	\$93.63	\$124.98	\$0.00	\$1,448.38
Printing-Human Resources	\$750.00	\$62.50	\$0.00	\$0.00	\$187.50	\$0.00	\$1,244.59
Printing-Capital Projects	\$0.00	\$0.00	\$0.00	\$0.00	\$0.00	\$0.00	\$0.00
Printing-Operations	\$0.00	\$0.00	\$0.00	\$0.00	\$0.00	\$0.00	\$0.00
Total Printing	\$155,340.00	\$9,061.66	\$0.00	\$7,635.83	\$34,234.95	\$0.00	\$26,769.45
Professional Services							
Legal and Audit	\$125,000.00	\$10,416.67	\$0.00	\$7,624.80	\$31,249.98	\$0.00	\$12,141.35
Legal and Audit-Administration	\$0.00	\$0.00	\$0.00	\$0.00	\$0.00	\$0.00	\$0.00
Legal and Audit-Human Resources	\$0.00	\$0.00	\$0.00	\$0.00	\$0.00	\$0.00	\$0.00
Legal and Audit-Capital Projects	\$0.00	\$0.00	\$0.00	\$0.00	\$0.00	\$0.00	\$540.00
Lab Work	\$0.00	\$0.00	\$0.00	\$0.00	\$0.00	\$0.00	\$0.00
Lab Work-Veterinary	\$45,000.00	\$3,750.00	\$0.00	\$2,333.82	\$11,250.00	\$0.00	\$4,114.44
Payroll Service	\$0.00	\$0.00	\$0.00	\$0.00	\$0.00	\$0.00	\$0.00
Payroll Service-Administration	\$16,000.00	\$1,333.33	\$0.00	\$1,106.28	\$3,999.99	\$0.00	\$4,429.66
Pest Control Services	\$0.00	\$0.00	\$0.00	\$0.00	\$0.00	\$0.00	\$0.00
Pest Control Services-Maintenance	\$39,500.00	\$3,291.67	\$0.00	\$3,760.00	\$9,874.98	\$0.00	\$7,820.00
Professional Services	\$0.00	\$0.00	\$0.00	\$0.00	\$0.00	\$0.00	\$0.00
Total Professional Services	\$225,500.00	\$18,791.67	\$0.00	\$14,824.90	\$56,374.95	\$0.00	\$29,045.45

Fresno's Chaffee Zoo Corporation

Income Statement

June 2016

	2016 Budget	June Budget	June Measure Z	June Actual	YTD Budget	YTD Measure Z	YTD Actual
Repairs and Replacements							
Building Supplies-Materials	\$0.00	\$0.00	\$0.00	\$0.00	\$0.00	\$0.00	\$0.00
Building Supplies-Materials-Maintenance	\$25,000.00	\$2,083.33	\$0.00	\$0.00	\$6,249.99	\$0.00	\$405.21
Building Supplies-Materials-Horticulture	\$1,250.00	\$104.17	\$0.00	\$0.00	\$312.48	\$0.00	\$0.00
Building Supplies-Materials-Animal	\$3,000.00	\$250.00	\$0.00	\$0.00	\$750.00	\$0.00	\$0.00
Building Supplies-Materials-Veterinary	\$0.00	\$0.00	\$0.00	\$0.00	\$0.00	\$0.00	\$0.00
Construction	\$0.00	\$0.00	\$0.00	\$0.00	\$0.00	\$0.00	\$0.00
Construction-Maintenance	\$24,000.00	\$2,000.00	\$0.00	\$0.00	\$6,000.00	\$0.00	\$7,558.00
Construction-Horticulture	\$0.00	\$0.00	\$0.00	\$0.00	\$0.00	\$0.00	\$0.00
Construction-Animal	\$0.00	\$0.00	\$0.00	\$0.00	\$0.00	\$0.00	\$0.00
Exhibit Renovations-Animal	\$70,000.00	\$5,833.33	\$0.00	\$0.00	\$17,499.99	\$0.00	\$12,594.78
Exhibit Maintenance-Animal	\$25,000.00	\$2,083.33	\$0.00	\$0.00	\$6,249.99	\$0.00	\$1,706.41
Exhibit Maint-Valley Farms-Animals	\$10,000.00	\$833.33	\$0.00	\$0.00	\$2,499.99	\$0.00	\$0.00
Improvements	\$0.00	\$0.00	\$0.00	\$0.00	\$0.00	\$0.00	\$54.80
Improvements-Maintenance	\$0.00	\$0.00	\$0.00	\$0.00	\$0.00	\$0.00	\$0.00
Improvements-Horticulture	\$0.00	\$0.00	\$0.00	\$0.00	\$0.00	\$0.00	\$0.00
Improvements-Animal	\$0.00	\$0.00	\$0.00	\$0.00	\$0.00	\$0.00	\$0.00
Improvements-Education	\$500.00	\$41.67	\$0.00	\$0.00	\$124.98	\$0.00	\$0.00
Improvements-Visitor Services	\$0.00	\$0.00	\$0.00	\$0.00	\$0.00	\$0.00	\$0.00
Improvements-Administration	\$0.00	\$0.00	\$0.00	\$0.00	\$0.00	\$0.00	\$0.00
Irrigation Maintenance and Repair-Horticult	\$15,000.00	\$1,250.00	\$0.00	\$1,973.74	\$3,750.00	\$0.00	\$1,686.28
Irrigation Maintenance and Repair-Animals	\$0.00	\$0.00	\$0.00	\$0.00	\$0.00	\$0.00	\$0.00
Purchases-Benches	\$0.00	\$0.00	\$0.00	\$0.00	\$0.00	\$0.00	\$0.00
Purchases-Benches - Development	\$0.00	\$0.00	\$0.00	\$0.00	\$0.00	\$0.00	\$0.00
Permits	\$0.00	\$0.00	\$0.00	\$0.00	\$0.00	\$0.00	\$0.00
Permits-Maintenance	\$1,000.00	\$83.33	\$0.00	\$0.00	\$249.99	\$0.00	\$0.00
Permits-Animal	\$2,000.00	\$166.67	\$0.00	\$0.00	\$499.98	\$0.00	\$1,369.20
Permits-Veterinary	\$0.00	\$0.00	\$0.00	\$10.00	\$0.00	\$0.00	\$0.00
Permits-Administration	\$0.00	\$0.00	\$0.00	\$0.00	\$0.00	\$0.00	\$0.00
Repairs and Replacements	\$0.00	\$0.00	\$0.00	\$0.00	\$0.00	\$0.00	\$341.15
Repairs and Replacements-Maintenance	\$160,000.00	\$13,333.33	\$0.00	\$10,736.16	\$39,999.99	\$0.00	\$40,845.53

Fresno's Chaffee Zoo Corporation

Income Statement

June 2016

	2016 Budget	June Budget	June Measure Z	June Actual	YTD Budget	YTD Measure Z	YTD Actual
Repairs and Replacements-Horticulture	\$2,000.00	\$166.67	\$0.00	\$0.00	\$499.98	\$0.00	\$106.82
Repairs and Replacements-Animal	\$24,200.00	\$2,016.67	\$0.00	\$1,444.10	\$6,049.98	\$0.00	\$535.18
Repairs and Replacements-Marketing	\$0.00	\$0.00	\$0.00	\$137.36	\$0.00	\$0.00	\$114.20
Repairs and Replacements-Development	\$0.00	\$0.00	\$0.00	\$0.00	\$0.00	\$0.00	\$0.00
Repairs and Replacements-Special Events	\$2,000.00	\$166.67	\$0.00	\$0.00	\$499.98	\$0.00	\$0.00
Repairs and Replacements-Education	\$3,000.00	\$250.00	\$0.00	\$492.62	\$750.00	\$0.00	\$0.00
Repairs and Replacements-Veterinary	\$500.00	\$41.67	\$0.00	\$138.00	\$124.98	\$0.00	\$0.00
Repairs and Replacements-Security	\$700.00	\$58.33	\$0.00	\$0.00	\$174.99	\$0.00	\$712.17
Repairs and Replacements-Visitor Services	\$750.00	\$62.50	\$0.00	\$0.00	\$187.50	\$0.00	\$132.34
Repairs and Replacements-Administration	\$2,500.00	\$208.33	\$0.00	\$312.64	\$624.99	\$0.00	\$0.00
Repairs and Replacements	\$0.00	\$0.00	\$0.00	\$0.00	\$0.00	\$0.00	\$0.00
Structural Repairs	\$0.00	\$0.00	\$0.00	\$0.00	\$0.00	\$0.00	\$0.00
Structural Repairs-Education	\$0.00	\$0.00	\$0.00	\$0.00	\$0.00	\$0.00	\$0.00
Purchases-Benches	\$0.00	\$0.00	\$0.00	\$0.00	\$0.00	\$0.00	\$0.00
Repairs and Replacements-Capital Projects	\$0.00	\$0.00	\$0.00	\$0.00	\$0.00	\$0.00	\$0.00
Total Repairs and Replacements	\$372,400.00	\$31,033.33	\$0.00	\$15,244.62	\$93,099.78	\$0.00	\$68,162.07
Service/Bank/Credit Card Fees							
Bank Fees-Measure Z	\$320.00	\$30.00	\$0.00	\$0.00	\$70.00	\$0.00	\$0.00
Bank Fees-Measure Z-Administration	\$0.00	\$0.00	\$0.00	\$20.00	\$0.00	\$0.00	\$50.00
Bank Charges	\$0.00	\$0.00	\$0.00	\$0.00	\$0.00	\$0.00	\$5,312.01
Bank Charges-Maintenance	\$0.00	\$0.00	\$0.00	\$26.00	\$0.00	\$0.00	\$0.00
Bank Charges-Horticulture	\$0.00	\$0.00	\$0.00	\$22.75	\$0.00	\$0.00	\$0.00
Bank Charges-Animal	\$0.00	\$0.00	\$0.00	\$162.50	\$0.00	\$0.00	\$0.00
Bank Charges-Development	\$0.00	\$0.00	\$0.00	\$173.17	\$0.00	\$0.00	\$0.00
Bank Charges-Membership	\$0.00	\$0.00	\$0.00	\$6.50	\$0.00	\$0.00	\$0.00
Bank Charges-Events	\$0.00	\$0.00	\$0.00	\$9.75	\$0.00	\$0.00	\$0.00
Bank Charges-Education	\$0.00	\$0.00	\$0.00	\$29.25	\$0.00	\$0.00	\$0.00
Bank Charges-Veterinary	\$0.00	\$0.00	\$0.00	\$16.25	\$0.00	\$0.00	\$0.00
Bank Charges-Security	\$0.00	\$0.00	\$0.00	\$16.25	\$0.00	\$0.00	\$0.00
Bank Charges-Visitor Services	\$0.00	\$0.00	\$0.00	\$6.50	\$0.00	\$0.00	\$0.00
Bank Charges-Administration	\$52,500.00	\$500.00	\$0.00	\$624.53	\$13,000.00	\$0.00	\$547.38

Income Statement

June 2016

	2016 Budget	June Budget	June Measure Z	June Actual	YTD Budget	YTD Measure Z	YTD Actual
Bank Charges-Operations	\$0.00	\$0.00	\$0.00	\$3.25	\$0.00	\$0.00	\$0.00
Credit Card Fees	\$0.00	\$0.00	\$0.00	\$0.00	\$0.00	\$0.00	\$0.00
Credit Card Fees-Maintenance	\$0.00	\$0.00	\$0.00	\$0.00	\$0.00	\$0.00	\$0.00
Credit Card Fees-Animal	\$0.00	\$0.00	\$0.00	\$0.00	\$0.00	\$0.00	\$0.00
Credit Card Fees-Membership	\$10,000.00	\$0.00	\$0.00	\$1,172.86	\$10,000.00	\$0.00	\$2,439.80
Credit Card Fees-Development	\$0.00	\$0.00	\$0.00	\$0.00	\$0.00	\$0.00	\$0.00
Credit Card Fees-Special Events	\$2,000.00	\$166.67	\$0.00	\$39.95	\$499.98	\$0.00	\$134.95
Credit Card Fees-Education	\$2,000.00	\$166.67	\$0.00	\$82.94	\$499.98	\$0.00	\$249.70
Credit Card Fees-Veterinary	\$0.00	\$0.00	\$0.00	\$0.00	\$0.00	\$0.00	\$0.00
Credit Card Fees-Visitor Services	\$65,000.00	\$7,000.00	\$0.00	\$10,799.12	\$13,000.00	\$0.00	\$24,236.26
Credit Card Fees-Administration	\$0.00	\$0.00	\$0.00	\$0.00	\$0.00	\$0.00	\$0.00
Credit Card Chargebacks	\$0.00	\$0.00	\$0.00	\$0.00	\$0.00	\$0.00	\$0.00
Interest Expense	\$15,000.00	\$0.00	\$0.00	\$104.65	\$4,500.00	\$0.00	\$12,451.66
Returned Checks From Patrons	\$0.00	\$0.00	\$0.00	\$0.00	\$0.00	\$0.00	\$0.00
Returned Checks From Patrons-Membership	\$0.00	\$0.00	\$0.00	\$0.00	\$0.00	\$0.00	\$0.00
Returned Checks From Patrons-Special Eve	\$0.00	\$0.00	\$0.00	\$0.00	\$0.00	\$0.00	\$0.00
Bank Charges	\$0.00	\$0.00	\$0.00	\$0.00	\$0.00	\$0.00	\$0.00
Total Service/Bank/Credit Card Fees	\$146,820.00	\$7,863.34	\$0.00	\$13,316.22	\$41,569.96	\$0.00	\$45,421.76
Signage							
Signage	\$1,000.00	\$83.33	\$0.00	\$899.15	\$249.99	\$0.00	\$0.00
Signage-Maintenance	\$0.00	\$0.00	\$0.00	\$1,466.45	\$0.00	\$0.00	\$0.00
Signage-Horticulture	\$500.00	\$41.67	\$0.00	\$0.00	\$124.98	\$0.00	\$0.00
Signage-Marketing	\$0.00	\$0.00	\$0.00	\$0.00	\$0.00	\$0.00	\$0.00
Signage-Membership	\$0.00	\$0.00	\$0.00	\$0.00	\$0.00	\$0.00	\$0.00
Signage-Development	\$0.00	\$0.00	\$0.00	\$0.00	\$0.00	\$0.00	\$0.00
Signage-Special Events	\$0.00	\$0.00	\$0.00	\$454.55	\$0.00	\$0.00	\$0.00
Signage-Education	\$15,000.00	\$1,250.00	\$0.00	\$0.00	\$3,750.00	\$0.00	\$0.00
Signage-Security	\$0.00	\$0.00	\$0.00	\$0.00	\$0.00	\$0.00	\$0.00
Signage-Visitor Services	\$0.00	\$0.00	\$0.00	\$0.00	\$0.00	\$0.00	\$1,543.29
Signage-Administration	\$0.00	\$0.00	\$0.00	\$0.00	\$0.00	\$0.00	\$0.00
Signage-Human Resources	\$0.00	\$0.00	\$0.00	\$0.00	\$0.00	\$0.00	\$0.00

Fresno's Chaffee Zoo Corporation

Income Statement

June 2016

	2016 Budget	June Budget	June Measure Z	June Actual	YTD Budget	YTD Measure Z	YTD Actual
Signage-Capital Projects	\$0.00	\$0.00	\$0.00	\$0.00	\$0.00	\$0.00	\$0.00
Total Signage	\$16,500.00	\$1,375.00	\$0.00	\$2,820.15	\$4,124.97	\$0.00	\$1,543.29
Specialized Services							
Misc. Specialized Services	\$1,000.00	\$83.33	\$0.00	\$0.00	\$249.99	\$0.00	\$3,152.48
Misc. Specialized Services-Maintenance	\$10,000.00	\$833.33	\$0.00	\$0.00	\$2,499.99	\$0.00	\$1,139.00
Misc. Specialized Services-Horticulture	\$0.00	\$0.00	\$0.00	\$0.00	\$0.00	\$0.00	\$0.00
Misc. Specialized Services-Animal	\$2,500.00	\$208.33	\$0.00	\$111.87	\$624.99	\$0.00	\$78.08
Misc. Specialized Services-Marketing	\$0.00	\$0.00	\$0.00	\$0.00	\$0.00	\$0.00	\$0.00
Misc. Specialized Services	\$0.00	\$0.00	\$0.00	\$0.00	\$0.00	\$0.00	\$0.00
Misc. Specialized Services-Education	\$2,000.00	\$166.67	\$0.00	\$0.00	\$499.98	\$0.00	\$353.41
Misc. Specialized Services-Veterinary	\$4,000.00	\$333.33	\$0.00	\$0.00	\$999.99	\$0.00	\$47.18
Misc. Specialized Services-Security	\$0.00	\$0.00	\$0.00	\$0.00	\$0.00	\$0.00	\$0.00
Misc. Specialized Services-Visitor Services	\$0.00	\$0.00	\$0.00	\$0.00	\$0.00	\$0.00	\$0.00
Misc. Specialized Services-Administration	\$2,000.00	\$166.67	\$0.00	\$0.00	\$499.98	\$0.00	\$172.00
Misc. Specialized Services-Information Tec	\$0.00	\$0.00	\$0.00	\$0.00	\$0.00	\$0.00	\$0.00
Misc. Specialized Services-Human Resource	\$1,000.00	\$83.33	\$0.00	\$0.00	\$249.99	\$0.00	(\$100.00)
Misc. Specialized Services	\$0.00	\$0.00	\$0.00	\$85.74	\$0.00	\$0.00	\$0.00
Irrigation Construction (New)-Horticulture	\$5,000.00	\$416.67	\$0.00	\$0.00	\$1,249.98	\$0.00	\$0.00
Paver Engraving-Development	\$0.00	\$0.00	\$0.00	\$3,000.00	\$0.00	\$0.00	\$8,250.00
Total Specialized Services	\$27,500.00	\$2,291.66	\$0.00	\$3,197.61	\$6,874.89	\$0.00	\$13,092.15
Staff Development							
Staff Development-Conf/Travel	\$0.00	\$0.00	\$0.00	\$0.00	\$0.00	\$0.00	\$0.00
Staff Development-Conf/Travel-Maintenanc	\$2,250.00	\$187.50	\$0.00	\$0.00	\$562.50	\$0.00	\$0.00
Staff Development-Conf/Travel-Horticultur	\$2,400.00	\$200.00	\$0.00	\$0.00	\$600.00	\$0.00	\$0.00
Staff Development-Conf/Travel-Animal	\$26,250.00	\$2,187.50	\$0.00	\$3,045.84	\$6,562.50	\$0.00	\$8,707.29
Staff Development-Conf/Travel-Marketing	\$5,000.00	\$416.67	\$0.00	\$0.00	\$1,249.98	\$0.00	\$2,914.82
Staff Development-Conf/Travel-Membershi	\$2,000.00	\$166.67	\$0.00	\$0.00	\$499.98	\$0.00	\$60.00
Staff Development-Conf/Travel-Developmer	\$0.00	\$0.00	\$0.00	\$0.00	\$0.00	\$0.00	\$0.00
Staff Development-Conf/Travel-Special Eve	\$4,000.00	\$333.33	\$0.00	\$525.00	\$999.99	\$0.00	\$630.00
Staff Development-Conf/Travel-Education	\$7,600.00	\$633.33	\$0.00	\$0.00	\$1,899.99	\$0.00	\$5,663.98

Fresno's Chaffee Zoo Corporation

Income Statement

June 2016

	2016 Budget	June Budget	June Measure Z	June Actual	YTD Budget	YTD Measure Z	YTD Actual
Staff Development-Conf/Travel-Veterinary	\$5,035.00	\$419.58	\$0.00	\$1,292.34	\$1,258.74	\$0.00	\$1,758.85
Staff Development-Conf/Travel-Security	\$0.00	\$0.00	\$0.00	\$0.00	\$0.00	\$0.00	\$1,277.66
Staff Development-Conf/Travel-Visitor Serv	\$4,062.00	\$338.50	\$0.00	\$0.00	\$1,015.50	\$0.00	\$0.00
Staff Development-Conf/Travel-Admin	\$13,000.00	\$1,250.00	\$0.00	\$3,198.92	\$3,000.00	\$0.00	\$2,909.26
Staff Development-Conf/Travel-Human Resc	\$7,500.00	\$625.00	\$0.00	\$0.00	\$1,875.00	\$0.00	\$677.70
Staff Development-Conferences/Travel-Oper	\$0.00	\$0.00	\$0.00	\$0.00	\$0.00	\$0.00	\$677.70
Staff Development-Training	\$1,500.00	\$125.00	\$0.00	\$0.00	\$375.00	\$0.00	\$2,375.00
Staff Development-Training-Maintenance	\$750.00	\$62.50	\$0.00	\$0.00	\$187.50	\$0.00	\$0.00
Staff Development-Training-Horticulture	\$750.00	\$62.50	\$0.00	\$0.00	\$187.50	\$0.00	\$0.00
Staff Development-Training-Animal	\$1,500.00	\$125.00	\$0.00	\$0.00	\$375.00	\$0.00	\$0.00
Staff Development-Training-Marketing	\$0.00	\$0.00	\$0.00	\$0.00	\$0.00	\$0.00	\$0.00
Staff Development-Training-Membership	\$1,000.00	\$83.33	\$0.00	\$0.00	\$249.99	\$0.00	\$0.00
Staff Development-Training-Development	\$1,000.00	\$83.33	\$0.00	\$0.00	\$249.99	\$0.00	\$0.00
Staff Development-Training-Special Events	\$400.00	\$33.33	\$0.00	\$0.00	\$99.99	\$0.00	\$0.00
Staff Development-Training-Education	\$800.00	\$66.67	\$0.00	\$0.00	\$199.98	\$0.00	\$0.00
Staff Development-Training-Volunteer	\$0.00	\$0.00	\$0.00	\$0.00	\$0.00	\$0.00	\$0.00
Staff Development-Training-Veterinary	\$4,700.00	\$391.67	\$0.00	\$0.00	\$1,174.98	\$0.00	\$0.00
Staff Development-Training-Security	\$4,500.00	\$375.00	\$0.00	\$0.00	\$1,125.00	\$0.00	\$0.00
Staff Development-Training-Visitor Service	\$6,590.00	\$549.17	\$0.00	\$0.00	\$1,647.48	\$0.00	\$0.00
Staff Development-Training-Administration	\$1,500.00	\$125.00	\$0.00	\$0.00	\$375.00	\$0.00	\$0.00
Staff Development-Training-Human Resourc	\$6,500.00	\$541.67	\$0.00	\$1,045.00	\$1,624.98	\$0.00	\$179.00
Staff Development-Training-Finance	\$0.00	\$0.00	\$0.00	\$0.00	\$0.00	\$0.00	\$0.00
Total Staff Development	\$110,587.00	\$9,382.25	\$0.00	\$9,107.10	\$27,396.57	\$0.00	\$27,831.26
Supplies							
Bedding Materials	\$0.00	\$0.00	\$0.00	\$0.00	\$0.00	\$0.00	\$0.00
Cleaning-Janitorial Supplies	\$0.00	\$0.00	\$0.00	\$0.00	\$0.00	\$0.00	\$0.00
Cleaning-Janitorial Supplies-Maintenance	\$75,000.00	\$6,250.00	\$0.00	\$9,167.31	\$18,750.00	\$0.00	\$17,230.21
Cleaning-Janitorial Supplies-Horticulture	\$0.00	\$0.00	\$0.00	\$0.00	\$0.00	\$0.00	\$0.00
Cleaning-Janitorial Supplies-Animal	\$6,000.00	\$500.00	\$0.00	\$0.00	\$1,500.00	\$0.00	\$1,561.24
Cleaning-Janitorial Supplies-Education	\$0.00	\$0.00	\$0.00	\$0.00	\$0.00	\$0.00	\$0.00
Cleaning-Janitorial Supplies-Visitor Service	\$0.00	\$0.00	\$0.00	\$0.00	\$0.00	\$0.00	\$0.00

Income Statement

June 2016

	2016 Budget	June Budget	June Measure Z	June Actual	YTD Budget	YTD Measure Z	YTD Actual
Display and Exhibit supplies	\$0.00	\$0.00	\$0.00	\$0.00	\$0.00	\$0.00	\$0.00
Display and Exhibit Supplies-Animal	\$49,500.00	\$4,125.00	\$0.00	\$15,723.12	\$12,375.00	\$0.00	\$23,244.07
Display and Exhibit Supplies-Education	\$13,500.00	\$1,125.00	\$0.00	\$0.00	\$3,374.97	\$0.00	\$710.29
Docent Activities Expense	\$0.00	\$0.00	\$0.00	\$0.00	\$0.00	\$0.00	\$0.00
Docent Activities Expense-Volunteer	\$3,000.00	\$250.00	\$0.00	\$0.00	\$750.00	\$0.00	\$600.00
Enrichment Supplies	\$0.00	\$0.00	\$0.00	\$0.00	\$0.00	\$0.00	\$0.00
Event Supplies	\$0.00	\$0.00	\$0.00	\$0.00	\$0.00	\$0.00	\$0.00
Event Supplies-Marketing	\$3,725.00	\$0.00	\$0.00	\$0.00	\$0.00	\$0.00	\$0.00
Event Supplies-Development	\$2,000.00	\$166.67	\$0.00	\$0.00	\$499.98	\$0.00	\$0.00
Event Supplies-Special Events	\$56,300.00	\$1,658.34	\$0.00	\$1,307.35	\$3,124.96	\$0.00	\$2,679.71
Event Supplies-Education	\$0.00	\$0.00	\$0.00	\$0.00	\$0.00	\$0.00	\$0.00
Event Supplies-Volunteer	\$0.00	\$0.00	\$0.00	\$0.00	\$0.00	\$0.00	\$0.00
Fundraising Pins-Development	\$0.00	\$0.00	\$0.00	\$0.00	\$0.00	\$0.00	\$0.00
Graphic Supplies	\$0.00	\$0.00	\$0.00	\$0.00	\$0.00	\$0.00	\$0.00
Landscaping/Plants	\$0.00	\$0.00	\$0.00	\$0.00	\$0.00	\$0.00	\$0.00
Landscaping/Plants-Maintenance	\$0.00	\$0.00	\$0.00	\$0.00	\$0.00	\$0.00	\$0.00
Landscaping/Plants-Horticulture	\$30,800.00	\$2,566.67	\$0.00	\$92.98	\$7,699.98	\$0.00	\$4,142.87
Landscaping/Plants-Animal	\$5,000.00	\$416.67	\$0.00	\$135.00	\$1,249.98	\$0.00	\$0.00
Member Event Expenses	\$0.00	\$0.00	\$0.00	\$0.00	\$0.00	\$0.00	\$0.00
Member Premiums	\$0.00	\$0.00	\$0.00	\$0.00	\$0.00	\$0.00	\$0.00
Member Premiums-Marketing	\$0.00	\$0.00	\$0.00	\$0.00	\$0.00	\$0.00	\$0.00
Member Premiums-Membership	\$6,000.00	\$500.00	\$0.00	\$0.00	\$1,500.00	\$0.00	\$0.00
Member Premiums-Development	\$8,000.00	\$666.67	\$0.00	\$0.00	\$1,999.98	\$0.00	\$0.00
Member Premiums-Special Events	\$0.00	\$0.00	\$0.00	\$0.00	\$0.00	\$0.00	\$0.00
Pest Control Supplies	\$0.00	\$0.00	\$0.00	\$0.00	\$0.00	\$0.00	\$0.00
Pest Control Supplies-Maintenance	\$100.00	\$8.33	\$0.00	\$0.00	\$24.99	\$0.00	\$0.00
Pest Control Supplies-Horticulture	\$0.00	\$0.00	\$0.00	\$0.00	\$0.00	\$0.00	\$0.00
Pest Control Supplies-Animal	\$150.00	\$12.50	\$0.00	\$343.62	\$37.50	\$0.00	\$0.00
Pest Control Supplies-Veterinary	\$0.00	\$0.00	\$0.00	\$0.00	\$0.00	\$0.00	\$0.00
Photo Supplies	\$0.00	\$0.00	\$0.00	\$0.00	\$0.00	\$0.00	\$0.00
Photo Supplies-Visitor Services	\$0.00	\$0.00	\$0.00	\$0.00	\$0.00	\$0.00	\$0.00
Small Tools	\$0.00	\$0.00	\$0.00	\$0.00	\$0.00	\$0.00	\$0.00

Fresno's Chaffee Zoo Corporation

Income Statement

June 2016

	2016 Budget	June Budget	June Measure Z	June Actual	YTD Budget	YTD Measure Z	YTD Actual
Small Tools-Maintenance	\$6,500.00	\$541.67	\$0.00	\$63.68	\$1,624.98	\$0.00	\$221.77
Small Tools-Horticulture	\$1,200.00	\$100.00	\$0.00	\$0.00	\$300.00	\$0.00	\$0.00
Small Tools-Animal	\$3,000.00	\$250.00	\$0.00	\$0.00	\$750.00	\$0.00	\$0.00
Supplies	\$1,500.00	\$125.00	\$0.00	\$853.38	\$375.00	\$0.00	\$898.60
Supplies-Maintenance	\$27,500.00	\$2,291.67	\$0.00	\$7,503.91	\$6,874.98	\$0.00	\$12,183.30
Supplies-Horticulture	\$12,500.00	\$1,041.67	\$0.00	\$0.00	\$3,124.98	\$0.00	\$280.09
Supplies-Animal	\$32,000.00	\$2,666.67	\$0.00	\$1,007.35	\$7,999.98	\$0.00	\$3,142.57
Supplies-Marketing	\$150.00	\$12.50	\$0.00	\$57.75	\$37.50	\$0.00	\$88.82
Supplies-Membership	\$100.00	\$8.33	\$0.00	\$97.90	\$24.99	\$0.00	\$92.32
Supplies-Development	\$4,000.00	\$333.33	\$0.00	\$414.92	\$999.99	\$0.00	\$3,483.32
Supplies-Special Events	\$2,000.00	\$166.66	\$0.00	\$0.00	\$499.98	\$0.00	\$33.60
Supplies-Education	\$16,500.00	\$1,375.00	\$0.00	\$2,702.67	\$4,124.94	\$0.00	\$810.26
Supplies-Volunteer	\$1,500.00	\$125.00	\$0.00	\$0.00	\$375.00	\$0.00	\$18.89
Supplies-Veterinary	\$37,000.00	\$3,083.33	\$0.00	\$5,363.58	\$9,249.99	\$0.00	\$12,780.88
Supplies-Security	\$500.00	\$41.67	\$0.00	\$0.00	\$124.98	\$0.00	\$0.00
Supplies-Visitor Services	\$9,700.00	\$808.33	\$0.00	\$881.10	\$2,424.99	\$0.00	\$0.00
Supplies-Administration	\$2,000.00	\$166.67	\$0.00	\$0.00	\$499.98	\$0.00	\$156.89
Supplies-Human Resources	\$0.00	\$0.00	\$0.00	\$113.64	\$0.00	\$0.00	\$0.00
Supplies-Operations	\$0.00	\$0.00	\$0.00	\$0.00	\$0.00	\$0.00	\$0.00
Total Supplies	\$416,725.00	\$31,383.35	\$0.00	\$45,829.26	\$92,299.60	\$0.00	\$84,359.70
Telephone							
Telephone	\$34,000.00	\$2,833.33	\$0.00	\$3,027.94	\$8,499.99	\$0.00	\$6,211.82
Telephone-Maintenance	\$750.00	\$62.50	\$0.00	\$25.00	\$187.50	\$0.00	\$185.95
Telephone-Horticulture	\$0.00	\$0.00	\$0.00	\$0.00	\$0.00	\$0.00	\$0.00
Telephone-Animal	\$3,000.00	\$250.00	\$0.00	\$262.34	\$750.00	\$0.00	\$701.42
Telephone-Marketing	\$0.00	\$0.00	\$0.00	\$25.00	\$0.00	\$0.00	\$75.00
Telephone-Membership	\$0.00	\$0.00	\$0.00	\$25.00	\$0.00	\$0.00	\$75.00
Telephone-Development	\$1,200.00	\$100.00	\$0.00	\$25.00	\$300.00	\$0.00	\$131.10
Telephone-Special Events	\$0.00	\$0.00	\$0.00	\$81.17	\$0.00	\$0.00	\$122.19
Telephone-Education	\$600.00	\$50.00	\$0.00	\$50.00	\$150.00	\$0.00	\$260.95
Telephone-Veterinary	\$900.00	\$75.00	\$0.00	\$75.00	\$225.00	\$0.00	\$225.00

Fresno's Chaffee Zoo Corporation

Income Statement

June 2016

	2016 Budget	June Budget	June Measure Z	June Actual	YTD Budget	YTD Measure Z	YTD Actual
Telephone-Security	\$800.00	\$66.67	\$0.00	\$81.17	\$199.98	\$0.00	\$174.29
Telephone-Visitor Services	\$1,500.00	\$125.00	\$0.00	\$137.34	\$375.00	\$0.00	\$271.55
Telephone-Administration	\$1,500.00	\$125.00	\$0.00	\$125.00	\$375.00	\$0.00	\$300.00
Telephone-Human Resource	\$300.00	\$25.00	\$0.00	\$0.00	\$75.00	\$0.00	\$0.00
Telephone-Operations	\$0.00	\$0.00	\$0.00	\$0.00	\$0.00	\$0.00	\$0.00
Total Telephone	\$44,550.00	\$3,712.50	\$0.00	\$3,939.96	\$11,137.47	\$0.00	\$8,734.27
Uniforms							
Uniforms	\$10,000.00	\$833.33	\$0.00	\$2,861.53	\$2,499.99	\$0.00	\$3,497.47
Uniforms-Maintenance	\$2,500.00	\$208.33	\$0.00	\$0.00	\$624.99	\$0.00	\$0.00
Uniforms-Horticulture	\$1,200.00	\$100.00	\$0.00	\$0.00	\$300.00	\$0.00	\$0.00
Uniforms-Animal	\$11,330.00	\$944.17	\$0.00	\$10.00	\$2,832.48	\$0.00	\$0.00
Uniforms-Marketing	\$0.00	\$0.00	\$0.00	\$22.86	\$0.00	\$0.00	\$40.90
Uniforms-Membership	\$250.00	\$20.83	\$0.00	\$0.00	\$62.49	\$0.00	\$0.00
Uniforms-Development	\$0.00	\$0.00	\$0.00	\$0.00	\$0.00	\$0.00	\$0.00
Uniforms-Special Events	\$500.00	\$41.66	\$0.00	\$0.00	\$124.98	\$0.00	\$0.00
Uniforms-Education	\$3,000.00	\$250.00	\$0.00	\$0.00	\$750.00	\$0.00	\$0.00
Uniforms-Volunteer	\$3,000.00	\$250.00	\$0.00	\$3,642.83	\$750.00	\$0.00	\$1,635.22
Uniforms-Veterinary	\$1,000.00	\$83.33	\$0.00	\$0.00	\$249.99	\$0.00	\$0.00
Uniforms-Security	\$1,700.00	\$141.67	\$0.00	\$0.00	\$424.98	\$0.00	\$0.00
Uniforms-Visitor Services	\$1,750.00	\$145.83	\$0.00	\$0.00	\$437.49	\$0.00	\$0.00
Uniforms-Administration	\$1,000.00	\$83.33	\$0.00	\$0.00	\$249.99	\$0.00	\$0.00
Uniform-Teen Volunteer	\$3,000.00	\$250.00	\$0.00	(\$40.00)	\$750.00	\$0.00	\$0.00
Total Uniforms	\$40,230.00	\$3,352.48	\$0.00	\$6,497.22	\$10,057.38	\$0.00	\$5,173.59
Utilities							
Utilities Gas & Electric	\$625,000.00	\$52,083.33	\$51,150.17 ✓	\$51,150.17	\$156,249.99	\$86,719.03	\$86,719.03
Utilities Gas & Electric-Administration	\$0.00	\$0.00	\$0.00	\$0.00	\$0.00	\$0.00	\$0.00
Utilities Water & Sewer	\$70,000.00	\$5,833.33	\$0.00	\$4,686.20	\$17,499.99	\$0.00	\$5,952.89
Utilities Water & Sewer-Administration	\$0.00	\$0.00	\$0.00	\$0.00	\$0.00	\$0.00	\$0.00
Waste Services	\$0.00	\$0.00	\$0.00	\$0.00	\$0.00	\$0.00	\$0.00
Total Utilities	\$695,000.00	\$57,916.66	\$51,150.17 2/	\$55,836.37	\$173,749.98	\$86,719.03	\$92,671.92

Fresno's Chaffee Zoo Corporation

Income Statement

June 2016

	2016 Budget	June Budget	June Measure Z	June Actual	YTD Budget	YTD Measure Z	YTD Actual
Other							
Disposal Fees	\$0.00	\$0.00	\$0.00	\$0.00	\$0.00	\$0.00	\$0.00
Grant Fulfillment	\$0.00	\$0.00	\$0.00	\$0.00	\$0.00	\$0.00	\$0.00
Grant Fulfillment-Education	\$7,000.00	\$0.00	\$0.00	\$0.00	\$0.00	\$0.00	\$0.00
Program Expense	\$0.00	\$0.00	\$0.00	\$0.00	\$0.00	\$0.00	\$0.00
Freight on Purchases	\$0.00	\$0.00	\$0.00	\$0.00	\$0.00	\$0.00	\$0.00
Freight on Purchases-Animal	\$0.00	\$0.00	\$0.00	\$0.00	\$0.00	\$0.00	\$0.00
Freight on Purchases-Visitor Services	\$0.00	\$0.00	\$0.00	\$0.00	\$0.00	\$0.00	\$0.00
Freight on Purchases-Administration	\$0.00	\$0.00	\$0.00	\$0.00	\$0.00	\$0.00	\$0.00
Miscellaneous	\$2,000.00	\$166.67	\$0.00	\$28.80	\$499.98	\$0.00	\$3,356.38
Miscellaneous-Maintenance	\$500.00	\$41.67	\$0.00	\$0.00	\$124.98	\$0.00	\$3.84
Miscellaneous-Horticulture	\$0.00	\$0.00	\$0.00	\$0.00	\$0.00	\$0.00	\$0.00
Miscellaneous-Animal	\$1,050.00	\$87.50	\$0.00	\$853.74	\$262.50	\$0.00	\$42.61
Miscellaneous-Marketing	\$0.00	\$0.00	\$0.00	(\$9.29)	\$0.00	\$0.00	\$0.00
Miscellaneous-Development	\$0.00	\$0.00	\$0.00	\$0.00	\$0.00	\$0.00	\$0.00
Miscellaneous-Special Events	\$9,575.00	\$0.00	\$0.00	\$0.00	\$75.00	\$0.00	\$0.00
Miscellaneous-Education	\$500.00	\$41.67	\$0.00	\$0.00	\$124.98	\$0.00	\$0.00
Miscellaneous-Docent	\$0.00	\$0.00	\$0.00	\$0.00	\$0.00	\$0.00	\$0.00
Miscellaneous-Veterinary	\$4,000.00	\$333.33	\$0.00	\$0.00	\$999.99	\$0.00	\$0.00
Miscellaneous-Security	\$500.00	\$41.67	\$0.00	\$0.00	\$124.98	\$0.00	(\$500.00)
Miscellaneous-Visitor Services	\$0.00	\$0.00	\$0.00	\$0.00	\$0.00	\$0.00	\$0.00
Miscellaneous-Administration	\$2,000.00	\$166.67	\$0.00	\$425.00	\$499.98	\$0.00	\$0.00
Miscellaneous-Human Resources	\$0.00	\$0.00	\$0.00	\$0.00	\$0.00	\$0.00	\$86.00
Miscellaneous-Capital Projects	\$0.00	\$0.00	\$0.00	\$0.00	\$0.00	\$0.00	\$0.00
Retail (inventory related)							
Cash Over and Short	\$0.00	\$0.00	\$0.00	\$0.00	\$0.00	\$0.00	\$0.00
Cost of Merchandise Sold	\$0.00	\$0.00	\$0.00	\$0.00	\$0.00	\$0.00	\$0.00
Discounts and Adjustments	\$0.00	\$0.00	\$0.00	\$0.00	\$0.00	\$0.00	\$0.00
Inventory Change-Gift Shop	\$0.00	\$0.00	\$0.00	\$0.00	\$0.00	\$0.00	\$0.00
Loss on Disposal of Asset	\$0.00	\$0.00	\$0.00	\$0.00	\$0.00	\$0.00	\$0.00
Purchases-Merchandise	\$0.00	\$0.00	\$0.00	\$0.00	\$0.00	\$0.00	\$0.00

Fresno's Chaffee Zoo Corporation

Income Statement

June 2016

	2016 Budget	June Budget	June Measure Z	June Actual	YTD Budget	YTD Measure Z	YTD Actual
Total Retail (inventory related)	\$0.00	\$0.00	\$0.00	\$0.00	\$0.00	\$0.00	\$0.00
Total Other	\$27,125.00	\$879.18	\$0.00	\$1,298.25	\$2,712.39	\$0.00	\$2,988.83
Total Other Expenses	\$4,976,032.00	\$398,001.88	\$86,122.51	\$453,102.45	\$1,170,535.89	\$177,403.18	\$885,985.41
TOTAL OPERATING EXPENSES	\$12,783,812.00	\$992,785.02	\$336,775.00	\$1,013,125.18	\$2,779,644.05	\$841,101.80	\$2,306,889.84
Expansion/Nonoperating Exp.							
Expansion/Nonoperating Exp.							
Planning	\$0.00	\$0.00	\$0.00	\$0.00	\$0.00	\$0.00	\$0.00
Planning-Animal	\$0.00	\$0.00	\$0.00	\$0.00	\$0.00	\$0.00	\$0.00
Planning-Capital Project	\$0.00	\$0.00	\$0.00	\$0.00	\$0.00	\$0.00	\$0.00
City Reimbursement	\$0.00	\$0.00	\$0.00	\$0.00	\$0.00	\$0.00	\$0.00
Misc capital expenses	\$0.00	\$0.00	\$0.00	\$0.00	\$0.00	\$0.00	\$0.00
EIR (non MZ)	\$0.00	\$0.00	\$0.00	\$0.00	\$0.00	\$0.00	\$0.00
EIR (non MZ)-Capital Projects	\$0.00	\$0.00	\$0.00	\$0.00	\$0.00	\$0.00	\$0.00
Projects-Maintenance	\$0.00	\$0.00	\$0.00	\$0.00	\$0.00	\$0.00	\$0.00
Projects-Horticulture	\$0.00	\$0.00	\$0.00	\$0.00	\$0.00	\$0.00	\$0.00
Projects-Animal	\$0.00	\$0.00	\$0.00	\$0.00	\$0.00	\$0.00	\$0.00
Misc. Specialized Services-Capital Projects	\$0.00	\$0.00	\$0.00	\$0.00	\$0.00	\$0.00	\$0.00
Total Expansion/Nonoperating Exp.	\$0.00	\$0.00	\$0.00	\$0.00	\$0.00	\$0.00	\$0.00
Total Expansion/Nonoperating Exp.	\$0.00	\$0.00	\$0.00	\$0.00	\$0.00	\$0.00	\$0.00
TOTAL EXPENSES	\$12,783,812.00	\$992,785.02	\$336,775.00	\$1,013,125.18	\$2,779,644.05	\$841,101.80	\$2,306,889.84
BEGINNING FUND BALANCE	\$79,582,625.20	\$83,215,235.86	(\$4,206,211.53)	\$83,215,235.86	\$79,582,625.20	(\$4,283,717.12)	\$79,582,625.20
NET SURPLUS/(DEFICIT)	\$155,708.00	\$95,480.40	\$35,427.00	\$200,936.25	(\$8,076.91)	\$77,508.36	\$1,098,250.15
ENDING FUND BALANCE	\$79,738,333.20	\$83,310,716.26	(\$4,170,784.53)	\$83,416,172.11	\$79,574,548.29	(\$4,206,208.76)	\$80,680,875.35

Fresno's Chaffee Zoo Corporation
Income Statement
June 2016

Fresno's Chaffee Zoo Corporation General Ledger Report

✓ Ties to attached
income statement

✓ Ties to attached invoice

Date	Trans.	Journal	Reference	Debit Amount	Credit Amount	Balance
1-5003-03						
Account: 1-5003-03 (Animal Feed-Animal)						
6/1/2016			<i>Account Beginning Balance</i>			\$152,462.26
6/1/2016	10665-128	Accounts Payable	Central Fish-Fish	\$125.95		
6/1/2016	10665-144	Accounts Payable	Valley Produce, Inc.-Produce	\$177.50		
6/1/2016	10665-146	Accounts Payable	Valley Produce, Inc.-Produce	\$2,158.00		
6/1/2016	10665-148	Accounts Payable	Valley Produce, Inc.-Produce	\$2,062.00		
6/1/2016	10665-150	Accounts Payable	Valley Produce, Inc.-Produce	\$1,933.90 ✓		
6/1/2016	10665-152	Accounts Payable	Valley Produce, Inc.-Produce	\$180.00		
6/1/2016	10665-154	Accounts Payable	Valley Produce, Inc.-Produce	\$26.00		
6/1/2016	10665-211	Accounts Payable	Whitie's Pets-animal food	\$42.16		
6/1/2016	10665-215	Accounts Payable	Bassett's Cricket Ranch, Inc.-Crickets	\$704.54		
6/1/2016	10665-227	Accounts Payable	McRoberts Sales Co., Inc.-Fish	\$728.15		
6/1/2016	10693-568	Accounts Payable	REVERSE-Valley Produce, Inc.-Produce		\$2,158.00	1,061.58 +
6/1/2016	10693-572	Accounts Payable	REVERSE-Valley Produce, Inc.-Produce		\$2,062.00	4,087.83 +
6/2/2016	10665-320	Accounts Payable	Hay Company-Hay	\$1,061.58		Total [2 items]
6/2/2016	10665-322	Accounts Payable	Hay Company-Hay	\$4,087.83		5,149.41 T ✓
6/2/2016	10665-323	Accounts Payable	Hay Company-Hay	\$3,074.43		
6/2/2016	10665-328	Accounts Payable	Hay Company-Hay	\$14.93		
6/6/2016	10693-47	Accounts Payable	Valley Produce, Inc.-Produce	\$2,061.70 ✓		
6/6/2016	10693-49	Accounts Payable	Valley Produce, Inc.-Produce	\$2,200.75 ✓		
6/7/2016	10693-65	Accounts Payable	Mark Halvorsen-reimbursement for supplies	\$29.94		
6/9/2016	10693-261	Accounts Payable	Golden State Bait, Inc.-Fish	\$107.10		
6/9/2016	10693-282	Accounts Payable	Layne Laboratories, Inc.-Frozen Mice	\$2,521.70 ✓		
6/12/2016	10693-421	Accounts Payable	Central Fish-Fish	\$125.95		
6/12/2016	10693-465	Accounts Payable	Bassett's Cricket Ranch, Inc.-Crickets	\$704.54		
6/12/2016	10693-469	Accounts Payable	Bassett's Cricket Ranch, Inc.-Crickets	\$687.23		
6/12/2016	10693-471	Accounts Payable	McRoberts Sales Co., Inc.-Fish	\$1,519.59 ✓		
6/13/2016	10693-499	Accounts Payable	Valley Produce, Inc.-Animal Feed	\$126.00		
6/13/2016	10693-501	Accounts Payable	Valley Produce, Inc.-Animal Feed	\$1,729.90 ✓		
6/13/2016	10693-503	Accounts Payable	Valley Produce, Inc.-Animal Feed	\$57.00		
6/13/2016	10693-505	Accounts Payable	Mark Halvorsen-reimbursement for milk for pec	\$39.92		
6/13/2016	10693-482	Accounts Payable	Hay Company-Animal Feed	\$765.91		765.91 +
6/13/2016	10693-507	Accounts Payable	Hay Company-Animal Feed	\$2,077.53		2,077.53 +
6/13/2016	10693-508	Accounts Payable	Valley Produce, Inc.-Animal Feed	\$1,932.60 ✓		Total [2 items]
6/14/2016	10693-518	Accounts Payable	O.H. Kruse Grain & Milling-Hi Fiber	\$1,949.00 ✓		2,843.44 T ✓
6/14/2016	10693-536	Accounts Payable	Visa- Premier Valley Bank-Misc. Expenses-Shannon	\$40.95		
6/15/2016	10693-561	Accounts Payable	Valley Produce, Inc.-Animal feed	\$63.00		
6/15/2016	10693-563	Accounts Payable	Valley Produce, Inc.-Animal Feed	\$1,812.15 ✓		
6/15/2016	10693-567	Accounts Payable	Bassett's Cricket Ranch, Inc.-Crickets	\$544.37		
6/15/2016	10693-575	Accounts Payable	Central Fish-Fish	\$700.40		
6/15/2016	10693-581	Accounts Payable	O.H. Kruse Grain & Milling-Carophyll Red 10	\$4.20		
6/15/2016	10693-611	Accounts Payable	Valley Produce, Inc.-Animal Feed	\$42.00		
6/15/2016	10693-647	Accounts Payable	Golden State Bait, Inc.-Fish	\$57.30		
6/19/2016	10721-89	Accounts Payable	Visa- Premier Valley Bank-Misc. Expenses-Lynn	\$331.99		

2 Hay Co. invoices
break out charges.

Fresno's Chaffee Zoo Corporation

General Ledger Report

Date	Trans.	Journal	Reference	Debit Amount	Credit Amount	Balance
Account: 1-5003-03 (Animal Feed-Animal)						
6/19/2016	10760-750	Accounts Payable	ADJ-Visa- Premier Valley Bank-Misc. Expenses-Lynn	\$331.99		
6/19/2016	10760-751	Accounts Payable	REVERSE-ADJ-Visa- Premier Valley Bank-Misc. Expenses-Lynn		\$331.99	
6/20/2016	10721-101	Accounts Payable	Valley Produce, Inc.-difference on animal feed	\$1.00		
6/26/2016	10721-362	Accounts Payable	Mark Halvorsen-reimbursement for milk for pec	\$19.96		
6/26/2016	10721-376	Accounts Payable	Bassett's Cricket Ranch, Inc.-Crickets	\$561.69		
<i>Account Subtotals</i>				<u>\$39,524.33</u>	<u>\$4,551.99</u>	
6/30/2016			<i>Account Net Change</i>			<u>\$34,972.34</u> ✓
6/30/2016			<i>Account Ending Balance</i>			<u><u>\$187,434.60</u></u>
1-5014-00						
Account: 1-5014-00 (Bank Fees-Measure Z)						
6/1/2016			<i>Account Beginning Balance</i>			\$0.00
6/30/2016			<i>Account Net Change</i>			\$0.00
6/30/2016			<i>Account Ending Balance</i>			<u><u>\$0.00</u></u>
1-5080-03						
Account: 1-5080-03 (Benefits-Animal)						
6/1/2016			<i>Account Beginning Balance</i>			\$167,371.92
6/1/2016	10651-1	Journal Entry	To reclassify Principal	\$4,514.21		
6/1/2016	10652-1	Journal Entry	To reclassify Blue Shield of CA	\$25,477.26		
6/1/2016	10673-1	Journal Entry	To reclassify VSP	\$678.97		
6/1/2016	10722-16	Journal Entry	To reclassify VSP -adj	\$689.56		
6/1/2016	10722-17	Journal Entry	To reclassify VSP -rev		\$678.97	
6/10/2016	10678-52	Payroll	Salaries		\$319.98	
6/10/2016	10678-58	Payroll	Salaries		\$67.50	
6/24/2016	10707-52	Payroll	Salaries		\$319.98	
6/24/2016	10707-58	Payroll	Salaries		\$67.50	
<i>Account Subtotals</i>				<u>\$31,360.00</u>	<u>\$1,453.93</u>	
6/30/2016			<i>Account Net Change</i>			<u>\$29,906.07</u> ✓
6/30/2016			<i>Account Ending Balance</i>			<u><u>\$197,277.99</u></u>
1-5080-10						
Account: 1-5080-10 (Benefits-Veterinary)						
6/1/2016			<i>Account Beginning Balance</i>			\$23,256.63
6/1/2016	10651-6	Journal Entry	To reclassify Principal	\$605.83		
6/1/2016	10652-6	Journal Entry	To reclassify Blue Shield of CA	\$3,508.57		
6/1/2016	10673-4	Journal Entry	To reclassify VSP	\$91.55		
6/10/2016	10678-53	Payroll	Salaries		\$135.00	

Fresno's Chaffee Zoo Corporation

General Ledger Report

Date	Trans.	Journal	Reference	Debit Amount	Credit Amount	Balance
Account: 1-5080-10 (Benefits-Veterinary)						
6/24/2016	10707-53	Payroll	Salaries		\$135.00	
			<i>Account Subtotals</i>	\$4,205.95	\$270.00	
6/30/2016			<i>Account Net Change</i>			\$3,935.95 ✓
6/30/2016			<i>Account Ending Balance</i>			\$27,192.58
1-5131-03						
Account: 1-5131-03 (Payroll Taxes-Animal)						
6/1/2016			<i>Account Beginning Balance</i>			\$61,814.08
6/10/2016	10678-101	Payroll	Payroll Taxes	\$5,559.18		
6/10/2016	10678-116	Payroll	Payroll Taxes-SRB	\$604.65		
6/24/2016	10707-105	Payroll	Payroll Taxes	\$5,768.38		
6/24/2016	10707-120	Payroll	Payroll Taxes	\$516.01		
			<i>Account Subtotals</i>	\$12,448.22	\$0.00	
6/30/2016			<i>Account Net Change</i>			\$12,448.22 ✓
6/30/2016			<i>Account Ending Balance</i>			\$74,262.30
1-5131-10						
Account: 1-5131-10 (Payroll Taxes-Veterinary)						
6/1/2016			<i>Account Beginning Balance</i>			\$8,080.92
6/10/2016	10678-102	Payroll	Payroll Taxes	\$788.80		
6/24/2016	10707-106	Payroll	Payroll Taxes	\$789.27		
			<i>Account Subtotals</i>	\$1,578.07	\$0.00	
6/30/2016			<i>Account Net Change</i>			\$1,578.07 ✓
6/30/2016			<i>Account Ending Balance</i>			\$9,658.99
1-5153-03						
Account: 1-5153-03 (Retirement Contribution-Animal)						
6/1/2016			<i>Account Beginning Balance</i>			\$17,796.85
6/10/2016	10678-26	Journal Entry	6/10/2016 retirement match	\$1,192.29		
6/10/2016	10678-35	Journal Entry	6/10/2016 retirement match	\$58.08		
6/24/2016	10707-26	Journal Entry	6/24/2016 retirement match	\$1,180.89		
6/24/2016	10707-35	Journal Entry	6/24/2016 retirement match	\$58.08		
			<i>Account Subtotals</i>	\$2,489.34	\$0.00	
6/30/2016			<i>Account Net Change</i>			\$2,489.34 ✓
6/30/2016			<i>Account Ending Balance</i>			\$20,286.19

Fresno's Chaffee Zoo Corporation

General Ledger Report

Date	Trans.	Journal	Reference	Debit Amount	Credit Amount	Balance
Account: 1-5191-00 (Utilities Gas & Electric)						
6/30/2016	10721-630	Accounts Payable	P G & E-26646000047-June		\$951.61	
6/30/2016	10721-634	Accounts Payable	P G & E-06860586590-June		\$287.46	
6/30/2016	10721-636	Accounts Payable	P G & E-Service thru 5/21-6/21/16	\$70.86		
6/30/2016	10721-640	Accounts Payable	P G & E-Service thru 5/20-6/20/16	\$37.94		
6/30/2016	10721-642	Accounts Payable	P G & E-63374064390-June		\$274.45	
6/30/2016	10721-646	Accounts Payable	P G & E-19344976816-May		\$6,940.15	
6/30/2016	10721-648	Accounts Payable	P G & E-Service thru 5/6-6/7/16	\$2,073.31 ✓		
Account Subtotals				\$59,603.84	\$8,453.67	
Account Net Change						\$51,150.17 ✓
Account Ending Balance						\$224,391.08
1-5200-03						
Account: 1-5200-03 (Workers Comp-Animal)						
Account Beginning Balance						\$67,696.53
6/10/2016	10678-122	Payroll	Workers Comp	\$5,840.27		
6/10/2016	10678-137	Payroll	Workers Comp-Life Support Systems	\$649.63		
6/24/2016	10707-126	Payroll	Workers Comp	\$6,073.11		
6/24/2016	10707-141	Payroll	Workers Comp-Life Support Systems	\$560.58		
Account Subtotals				\$13,123.59	\$0.00	
Account Net Change						\$13,123.59 ✓
Account Ending Balance						\$80,820.12
1-5200-10						
Account: 1-5200-10 (Workers Comp-Veterinary)						
Account Beginning Balance						\$9,020.13
6/10/2016	10678-123	Payroll	Workers Comp	\$854.33		
6/24/2016	10707-127	Payroll	Workers Comp	\$854.49		
Account Subtotals				\$1,708.82	\$0.00	
Account Net Change						\$1,708.82 ✓
Account Ending Balance						\$10,728.95
Grand Total Beginning Balance						\$1,605,101.61
Grand Total Net Change						\$336,775.00
Grand Total Ending Balance						\$1,941,876.61

VALLEY PRODUCE, INC.

P.O. BOX 11664, FRESNO, CALIFORNIA 93774

e-mail: valleypro@comcast.net

Sold to

PHONE (559) 237-3328

FAX (559) 237-5611

Date

No. C 234693

Ties to attached general ledger

✓	QUAN.	ITEM	PRICE	AMOUNT	✓	QUAN.	ITEM	PRICE	AMOUNT	✓	QUAN.	ITEM	PRICE	AMOUNT
✓	10	BROCCOLI Florets			✓	10	EGGS 15/doz			✓	3	CARROTS 50# / 25#		
✓	10	BROCCOLI Crown (18ct)	18.50									Grabits 100/200 ct		
✓	10	CAULIFLOWER					KALE	83.00				48/1# Carrot		
✓	10	CELERY	110.00				LEEKs					Baby Carrot		
		CABBAGE white					CORN	21.50				Pinto Beans #100		
		CABBAGE red					HERBS					carrots	17.00	
		CILANTRO					Basil					J. Yel. Onions		
✓	10	SPRING MIX 3#					Chives					Red Onions		
✓	10	lettuce	19.50				Mint					Potatoes	34.00	
✓	10	Green Leaf	142.50				Rosemary					10/5 Russet		
✓	10	Red Leaf	118.00				Thyme					5/10 Russet		
✓	10	Romaine	500.00				Apples	112.00				Ctn. Russet		
		SPINACH 2 1/2 #					Apples					Red Potatoes sz		
✓	10	EGGPLANT					Apples Sliced 100/200					Sweet Potatoes 100/200		
✓	10	PARSLEY Flat / Curly	18.00				Oranges	13.50				YAMS Med / Jumbo	5.00	
✓	10	cholland green	48.00				Lemons	10.50				Jicama		
		GREEN ONIONS					Limes					Turnip	29.50	
		RADDISH					Banana's	105.25				CUCUMBERS		
		GREEN BEANS					Raspberries					Corn Squash	2.00	
✓	10	ASPARAGUS					Blueberries					SQUASH	4.00	
✓	10	swiss chard	51.00				Blackberries					Med. I.T. Squash	9.00	
✓	10	BELL PEPPER Green	21.00				GRAPES Red	20.50				Yellow Squash	17.00	
		BELL PEPPER Red					GRAPES Lunch Bunch					spaghetti squash	4.00	
		Chili Jalapeno										Avocado (Ripe)	2.00	
		Chili Tomatillo										Avocado (Firm)		
✓	10	Chili Long Grn/Pasilla	19.00				Mango's	80.00				Garlic (5# Peeled)		
		Alfalfa Sprouts 1# / 4oz					Nectarines					Garlic (Whole)		
		Bean Sprouts					Papaya					Honey	10.00	
		Cole Slaw (white cabbage)					Peach	73.00				TOMATOES	18.00	
		Cabbage Shred Red					Pear	1.00				ROMA TOMATOES		
		Carrot Shred / Coin					Pineapple					GRAPE TOMATOES		
		Carrot Sticks 2/4					Plum	9.50				CHERRY TOMATOES		
		Celery Sticks 2/4					Strawberry							
		Yel. Onions Sliced/Diced					MELON					MUSHROOMS (sliced)		
		Red Onions Sliced/Diced					Cantaloupe	14.00				Button Mushroom	58.00	
		Tossed Salad / SC					Honeydew	12.00				Medium Mushroom		
		Shred Lettuce					Watermelon #	14.00				Portabella Mushroom		
		Cabbage/Romaine Blend										12/8 oz. Mushroom		

ORDER FILLED BY

DELIV. BY

REC'D IN GOOD ORDER BY

C.O.D.

TOTAL

1933.90

TERMS: NET CASH - A FINANCE CHARGE OF 1 1/2 % PER MONTH (18% PER YEAR) WILL BE CHARGED ON PAST DUE ACCOUNTS.

ALL CLAIMS FOR RETURN OF GOODS MUST BE MADE WITHIN 2016/08/16 PART 2, PAGE 10 OF 15

1933.90 Pd. 06/09/16 CK 93798

THANK YOU
3/6 1934.90

5003-03

5003-03-0141=1,061.58
5003-03-0032=4,087.83

THE HAY COMPANY
10470 E. MCKINLEY
SANGER, CA 93657
(559) 251-2981

CUSTOMER P.O. NUMBER _____ DATE May 30 20 16

NAME Chaffee Zoo

ADDRESS _____

CITY _____

SOLD BY _____ CASH _____ CHARGE ✓ CUSTOMER ACCOUNT # _____

QUAN.	DESCRIPTION	PRICE	AMOUNT
42	Dat (asia)	11.95	501.90
10	Alfalfa (asia)	12.95	129.50
68	Bermuda	12.95	880.60
10	Orchard (asia)	19.95	199.50
80	Mar Wild Herb Pkts	27.07	2165.60
3	Mer Deu Mnt	17.00	51.00
10	Private (asstayed)	24.80	248.00
6	Homer Shredded	20.25	121.50
2	Kayna Crumble	14.83	29.66
1	Whiskies		49.35
1	Pinkal P.O.B		10.75
1	Spr Pig		1.380
1	Box T.B. Bred		30.95
1	Box White Bred		25.95
	Delivery	*	300.00
	* 4 Loads		
	per Leah		
		TAX	391.35
		TOTAL	7149.41

TERMS: Bills are due and payable on the 10th of the month. PAST DUE bills are subject to 1 1/2% Interest per month. (ANNUAL RATE 18%)

INVOICE

140470

Rec'd By Bob by ship

m2

THE HAY COMPANY
10470 E. MCKINLEY
SANGER, CA 93657
(559) 251-2981

5003-03-0141
y

CUSTOMER
P.O. NUMBER

DATE May 6 20 16

NAME

ADDRESS

CITY

SOLD BY

CASH

CHARGE

CUSTOMER ACCOUNT #

QUAN.	DESCRIPTION	PRICE	AMOUNT
5	Apricot	10 45	54 75
33	Donna	11 95	394 35
4	20" Dred Punge		66 95
4	Man Rotat	17 30	71 30
1	50" Calf Manna		31 23
3	Man Donut	36 56	109 68
6	Man Donut	34 50	207 00
40	Man Rotat	24 45	998 00
12	Man Wild Habbit	29 96	359 52
10	Man Donut	17 80	178 00
2	Man Waterfowl Mt	37 80	75 60
4	Man Parrot	33 50	134 00
1	Man Scratch		9 80
	Man Salivary		150 00
		TAX	233 65
		TOTAL	3074 43

m2

TERMS: Bills are due and payable on the 10th of the month. PAST DUE bills are subject to 1 1/2% Interest per month. (ANNUAL RATE 18%)

1-5003-03-0141
Pd. 06/09/16
CK 93769

INVOICE

140337

Rec'd By

Del by Bryan

VALLEY PRODUCE, INC.

P.O. BOX 11664, FRESNO, CALIFORNIA 93774

e-mail: valleypro@comcast.net

Sold to

PHONE (559) 237-3328

FAX (559) 237-5611

Date

No. C 231392

✓	QUAN.	ITEM	PRICE	AMOUNT	✓	QUAN.	ITEM	PRICE	AMOUNT	✓	QUAN.	ITEM	PRICE	AMOUNT
		Broccoli Florets					EGGS 15/doz					CARROTS 50# 25#		
X	10	BROCCOLI Crown (18ct)	11.50									Grabits 100/200 ct		
		CAULIFLOWER					KALE					48/1# Carrot		
X	10	CELERY	11.00				LEEEKS					Baby Carrot		
		CABBAGE white					CORN	18.50				Pinto Beans #100		
		CABBAGE red					HERBS					Horon Eggs	19.00	
		CILANTRO					Basil					J. Yel. Onions		
		SPRING MIX 3#					Chives					Red Onions		
X	10	Oran's Padd	17.50				Mint					Wissched	52.50	
		LETTUCE					Rosemary					Potatoes		
X	5	Green Leaf	140.00				Thyme					10/5 Russet		
X	10	Red Leaf	116.00									5/10 Russet		
X	11	Romaine	392.00				Apples 125ct	112.00				Ctn. Russet		
		SPINACH 2 1/2 #					Apples					Red Potatoes ____ sz		
X	10	EGGPLANT					Apples Sliced 100/200					chillad Green	47.00	
		Parsley	70.50									YAMS (Med) Jumbo	132.00	
		PARSLEY Flat / Curly					Oranges 12ct	52.50				Jicama		
							Lemons					Shred potatoes	47.00	
		GREEN ONIONS					Limes					CUCUMBERS	6.60	
		RADDISH					Banana's	88.00				Spagetti Squash	4.00	
		GREEN BEANS					Raspberries					SQUASH	4.00	
		ASPARAGUS					Blueberries					Med. I.T. Squash	15.00	
X	10	BELL PEPPER Green	15.00				Blackberries	10.50				Yellow Squash	17.00	
		BELL PEPPER Red					GRAPES Red	37.00				White Squash	6.00	
		Chili Jalapeno					GRAPES Lunch Bunch					Avocado (Ripe)	2.40	
		Chili Tomatillo										Avocado (Firm)		
X	10	Chili Long Grn/Pasilla					Mango's	99.00				Garlic (5# Peeled)		
							Nectarines					Garlic -(Whole)		
		Alfalfa Sprouts 1#/4oz					Papaya	25.20				Panana Baby	24.00	
		Bean Sprouts					Peach					TOMATOES	19.00	
		Cole Slaw (white cabbage)					Pear 135	120.00				ROMA TOMATOES		
		Cabbage Shred Red					Pineapple	9.90				GRAPE TOMATOES		
		Carrot Shred / Coin					Plum					CHERRY TOMATOES		
		Carrot Sticks 2/4					Strawberry	8.80				1/2 cup	24.50	
		Celery Sticks 2/4										Mont Baby	24.00	
		Yel. Onions Sliced/Diced					MELON					MUSHROOMS (sliced)		
		Red Onions Sliced/Diced					Cantaloupe	14.70				Button Mushroom		
		Tossed Salad / SC					Honeydew	11.10				Medium Mushroom	19.00	
		Shred Lettuce					Watermelon #	23.00				Portabella Mushroom		
		Cabbage/Romaine Blend										12/8 oz. Mushroom		

ORDER FILLED BY

DELIV. BY

REC'D IN GOOD ORDER BY

C.O.D.

1-5003-03-0032
TOTAL

TERMS: NET CASH - A FINANCE CHARGE OF 1 1/2 % PER MONTH (18% PER YEAR) WILL BE CHARGED ON PAST DUE ACCOUNTS

ALL CLAIMS FOR RETURN OF GOODS MUST BE MADE WITHIN 24 HOURS AFTER RECEIPT OF MERCHANDISE

2016-06, Part 2, Page 4 of 18

I THANK YOU

93798 2.061-10

VALLEY PRODUCE, INC.

P.O. BOX 11664, FRESNO, CALIFORNIA 93774

e-mail: valleypro@comcast.net

Sold to

Fresno 200

PHONE (559) 237-3328

FAX (559) 237-5611

Date

5-17

No. C 234560

✓	QUAN.	ITEM	PRICE	AMOUNT	✓	QUAN.	ITEM	PRICE	AMOUNT	✓	QUAN.	ITEM	PRICE	AMOUNT
		Broccoli Florets			X(12)	12	Apple Sliced	12.00		X(4)	4	50# CARROTS	110.00	
X(1)	1	BROCCOLI (18ct)	17.00		X(1)	1	EGGS doz	2.70		X(1)	1	CARROTS (25#)	17.00	
		CAULIFLOWER			X(1)	1	Gr Yogurt	3.25				Grabits 100/200 ct		
		CELERY			X(4)	4	KALE	68.00				48/1# Carrot		
		CABBAGE white					LEEKs					Baby Carrot		
		CABBAGE red			X(1)	1	CORN	19.00				Pinto Beans #100		
		CILANTRO					HERBS			X(2)	2	Frozen corn	9.50	
		SPRING MIX 3#					Basil					J. Yel. Onions		
X(1)	1	Cactus pads	17.50				Chives					Red Onions		
		LETTUCE					Mint			X(4)	4	Frozen veggie	19.00	
X(5)	5	Green Leaf	140.00				Rosemary					Potatoes		
X(3)	3	Red Leaf	87.00				Thyme					10/5 Russet		
X(2)	2	Romaine	56.00		X(10)	10	Kiwi	13.00				5/10 Russet		
		SPINACH 2 1/2 #			X(4)	4	Apples	108.00				Ctn. Russet		
		EGGPLANT					Apples					Red Potatoes sz		
X(3)	3	Swiss chard	51.00				Apples Sliced 100/200			X(1)	1	Parsnip	32.75	
		PARSLEY Flat / Curly			X(1)	1	Figs	33.00		X(6)	6	YAMS Med. Yams	132.00	
X(2)	2	Cholland green	46.00		X(3)	3	Oranges 113	51.00				Jicama		
		GREEN ONIONS					Lemons			X(3)	3	Sweet Potatoes - 6lb. C		
		RADDISH					Limes			X(12)	12	CUCUMBERS	7.20	
		GREEN BEANS			X(4)	4	Banana's	88.00		X(1)	1	Butternut Squash	2.00	
		ASPARAGUS					Raspberries			X(2)	2	SQUASH Acorn	4.00	
X(1)	1	Beet	20.00				Blueberries			X(1)	1	Med. I.T. Squash	16.00	
X(1)	1	BELL PEPPER Green	17.00		X(6)	6	Blackberries	11.40		X(1)	1	Yellow Squash	17.00	
		BELL PEPPER Red			X(1)	1	GRAPES Red	38.00		X(2)	2	Speck Squash	4.00	
		Chili Jalapeno					GRAPES Lunch Bunch			X(3)	3	Avocado (Ripe)	2.40	
		Chili Tomatillo			X(4)	4	Red grapes	8.40				Avocado (Firm)		
		Chili Long Grn/Pasilla			X(8)	8	Mango's	80.00				Garlic (5# Peeled)		
							Nectarines					Garlic (Whole)		
		Alfalfa Sprouts 1#/4oz			X(6)	6	Papaya	17.40		X(1)	1	Black eye peas	9.75	
		Bean Sprouts					Peach			X(1)	1	TOMATOES	19.00	
		Cole Slaw (white cabbage)			X(4)	4	Pear	120.00				ROMA TOMATOES		
		Cabbage Shred Red			X(3)	3	Pineapple	8.70				GRAPE TOMATOES		
		Carrot Shred / Coin					Plum					CHERRY TOMATOES		
		Carrot Sticks 2/4			X(4)	4	Strawberry	8.80						
		Celery Sticks 2/4								X(1)	1	Turnip	26.00	
		Yel. Onions Sliced/Diced					MELON					MUSHROOMS (sliced)		
		Red Onions Sliced/Diced			X(7)	7	Cantaloupe	12.60				Button Mushroom		
		Tossed Salad / SC			X(3)	3	Honeydew	8.40		X(1)	1	Medium Mushroom	19.00	
		Shred Lettuce			X(3)	3	Watermelon #	21.00				Portabella Mushroom		
		Cabbage/Romaine Blend										12/8 oz. Mushroom	2200.75	



Layne Laboratories, Inc.

4303 Huasna Rd.
Arroyo Grande, CA 93420

503-03
ly

INVOICE

DATE 5/25/2016

INVOICE 97544

CUSTOMER

Chaffee Zoo
894 W. Belmont Ave.
Fresno, CA 93728

PHONE

TRACKING 380172415557189

ORDER REF

TERMS Net 030

ORDERED	SKU	DESCRIPTION	RATE	EXTENDED
1,500	MF5000	Frozen Mice - Hoppers	0.35	525.00
1,000	MF7000	Frozen Mice - Medium	0.63	630.00
500	MF8000	Frozen Mice - Large	0.72	360.00
250	RF08000	Frozen Rats - Large	2.30	575.00
5	LAYNE LAB...	Freight	54.99	274.95
		FedEx Package 1 Tracking #: 380172415557189		
		FedEx Package 2 Tracking #: 380172415557196		
		FedEx Package 3 Tracking #: 380172415557202		
		FedEx Package 4 Tracking #: 380172415557219		
		FedEx Package 5 Tracking #: 380172415557226		



LayneLabs.com
Orders@LayneLabs.com
800-809-9431

Subtotal: \$2,364.95


Sales Tax: \$156.75

Total Cost: \$2,521.70 ✓

Payments: \$0.00

1-5003-03-0032
pd. 6/16/16
CK 93844

BALANCE DUE: \$2,521.70



McRoberts®
SALES CO., INC.
SINCE 1968

5003-03
012548

Sales Invoice

CUSTOMER BILL TO INFORMATION				CUSTOMER NO		INVOICE NO	
FRESNO CHAFFE ZOO				01515		49413	
SEE SPREADSHEET				INVOICE DATE		TERMS	
894 W. BELMONT				6/1/2016		Net 30	
FRESNO CA 93728				Page 1 of 1			
SALES PERSON		T.O.B.		PROMPT PAYMENT			
RYAN		CA, FRESNO		<input checked="" type="checkbox"/> Prepaid <input type="checkbox"/> Collect			
DATE SHIPPED		CUSTOMER ORDER NO.		SHIPPED VIA			
6/1/2016				MINUTEMAN			
CASES	SIZE	COMMODITY	ITEM #	UNIT	PRICE	AMOUNT	
37.00	1/1	10.00 KG	CAPELIN	75474	815.70	\$0.7800 LB	\$636.25
20.00	1/1	16.00 KG	IQF PACIFIC HERRING 5-8"	74553	705.47	\$0.6300 LB	\$444.45
57.00				1,521.17		Sub Total	
				\$350.00		PLUS FREIGHT	
						Other Charges	
						Tax 8.2250%	
						Total Amount	
						\$1,519.59	

m2

1-5003-03-0125
Pd. 06/23/16
CK 93907

VALLEY PRODUCE, INC.

P.O. BOX 11664, FRESNO, CALIFORNIA 93774
e-mail: valleypro@comcast.net

Sold to

PHONE (559) 237-3328
FAX (559) 237-5611

Date

No. C 235089

/ QUAN.	ITEM	PRICE	AMOUNT	✓ QUAN.	ITEM	PRICE	AMOUNT	✓ QUAN.	ITEM	PRICE	AMOUNT
	Broccoli Florets			X(1)	Yogurt	3.15		X(5)	Jumbo Carrots	17.00	
X(1)	BROCCOLI Crown 18ct	21.50			EGGS 15/doz			X(6)	CARROTS (50#) 25#	16.50	
	CAULIFLOWER								Grabits 100/200 ct		
X(2)	CELERY	30.00		X(2)	KALE	34.00			48/1# Carrot		
	CABBAGE white				LEEEKS				Baby Carrot		
	CABBAGE red			X(1)	CORN	17.00			Pinto Beans #100		
	CILANTRO				HERBS						
	SPRING MIX 3#				Basil				J. Yel. Onions		
X(1)	Cactus pods	17.00			Chives				Red Onions		
	LETTUCE				Mint			X(1)	Potatoes	20.00	
X(5)	Green Leaf	95.00			Rosemary				10/5 Russet		
X(2)	Red Leaf	38.00			Thyme				5/10 Russet		
X(18)	Romaine	360.00							Gln Russet	55.50	
	SPINACH 2 1/2 #			X(4)	Apples	112.00		X(3)	Red Potatoes sz		
	EGGPLANT				Apples			X(1)	Tulip	26.00	
X(1)	Chollard green	23.00			Apples Sliced 100/200			X(5)	YAMS (Med) Jumbo	112.50	
	PARSLEY Flat / Curly			X(5)	Kiwi	6.50			Jicama		
X(3)	Swiss Chard	54.00			Oranges			X(3)	Sweet Potato	210.63	
	GREEN ONIONS				Lemons			X(5)	CUCUMBERS	22.20	
	RADDISH				Limes			X(2)	Spagh Squash	4.00	
	GREEN BEANS			X(3)	Banana's	66.00		X(2)	SQUASH Butter	4.00	
	ASPARAGUS				Raspberries			X(2)	Med. I.T. Squash	26.50	
X(1)	Frozen Corn	4.75			Blueberries			X(1)	Yellow Squash	19.50	
	BELL PEPPER Green			X(1)	Blackberries	12.00		X(3)	Acorn Squash	6.00	
	BELL PEPPER Red			X(1)	GRAPES Red	27.00		X(3)	Avocado (Ripe) 60ct	3.00	
	Chili Jalapeno				GRAPES Lunch Bunch				Avocado (Firm)		
	Chili Tomatillo								Garlic (5# Peeled)		
X(4)	Chili Long Grn/Pasilla	19.00		X(7)	Mango's	20.00			Garlic (Whole)		
	Alfalfa Sprouts 1# 4oz			X(4)	Nectarines						
	Bean Sprouts				Papaya	12.00					
	Cole Slaw (white cabbage)			X(3)	Peach	109.50		X(1)	TOMATOES	18.00	
	Cabbage Shred Red			X(3)	Pear	9.00			ROMA TOMATOES		
	Carrot Shred / Coin				Pineapple				GRAPE TOMATOES		
	Carrot Sticks 2/4			X(4)	Plum	8.80			CHERRY TOMATOES		
	Celery Sticks 2/4				Strawberry						
	Yel. Onions Sliced/Diced										
	Red Onions Sliced/Diced			X(7)	MELON				MUSHROOMS (sliced)		
	Tossed Salad / SC			X(4)	Cantaloupe	12.60			Bultion Mushroom		
	Shred Lettuce			X(3)	Honeydew	8.80		X(2)	Medium Mushroom	39.00	
	Cabbage/Romaine Blend				Watermelon #	13.50			Portabella Mushroom		
									12/8 oz. Mushroom		

ORDER FILLED BY

DELIV. BY

REC'D IN GOOD ORDER BY

C.O.D.

TOTAL 1722.40

TERMS: NET CASH - A FINANCE CHARGE OF 1 1/2 % PER MONTH (18% PER YEAR) WILL BE CHARGED ON PAST DUE ACCOUNTS.

ALL CLAIMS FOR RETURN OF GOODS MUST BE MADE WITHIN 24 HOURS AFTER RECEIPT OF MERCHANDISE. 503-03-0032

THANK YOU

Africa	2074.53
Asia	765.91

VALLEY PRODUCE, INC.

P.O. BOX 11664, FRESNO, CALIFORNIA 93774

e-mail: valleypro@comcast.net

Sold to

PHONE (559) 237-3328

FAX (559) 237-5611

Date

No. C 234754

✓	QUAN.	ITEM	PRICE	AMOUNT	✓	QUAN.	ITEM	PRICE	AMOUNT	✓	QUAN.	ITEM	PRICE	AMOUNT
		Broccoli Florets					EGGS 15/doz					25# carrots		1700
		BROCCOLI Crown /18ct					swiss chard					CARROTS 50# / 25#		16800
		CAULIFLOWER					LEEKS					Grabits 100/200 ct		
✓	2	CELERY		3100	✓	3	KALE		5100			48/1# Carrot		
		CABBAGE white					CORN					Baby Carrot		
		CABBAGE red					HERBS					Pinto Beans #100		
		CILANTRO					Basil					Frozen corn		475
		SPRING MIX 3#					Chives					J. Yel. Onions		
		LETTUCE					Mint					Red Onions		
✓	6	Green Leaf	2200	13200			Rosemary					Frozen veg.		2375
✓	4	Red Leaf	2200	8800			Thyme					Potatoes		
✓	18	Romaine	2100	37800	✓	1	quart Yogurt		325			10/5 Russet		
		SPINACH 2 1/2 #					Apples					5/10 Russet		
		EGGPLANT					Apples 125ct.	2800	14000			Ctn. Russet		
		PARSLEY Flat / Curly					Apples Sliced 100/200			✓	2	Red Potatoes sz		
✓	37	Cucumbers		1850	✓	10	KIW!		800			Sweet Potatoe		4600
		GREEN ONIONS					Oranges					YAMS Med / Jumbo		
		RADDISH					Lemons					Jicama		
		GREEN BEANS					Limes					Spegetti Squash		200
		ASPARAGUS					Banana's		12500			CUCUMBERS		
		BELL PEPPER Green	2200				Raspberries					Butternut Squash		200
		BELL PEPPER Red					Blueberries					SQUASH Accord		400
		Chili Jalapeno					Blackberries		1200			Med. I.T. Squash		1450
		Chili Tomatillo					GRAPES Red		2900			Yellow Squash		1650
		Chili Long Grn/Pasilla					GRAPES Lunch Bunch					Avocado (Ripe)		210
✓	6	med. yams		13200			Figs		3300			Avocado (Firm)		
		Alfalfa Sprouts 1#/4oz					Mango's		7200			Garlic (5#Peeled)		
		Bean Sprouts					Nectarines					Garlic -(Whole)		
		Cole Slaw(white cabbage)					Papaya		900			collard green		4600
		Cabbage Shred Red					Peach					TOMATOES		
		Carrot Shred / Coin					Pear Red		8300			ROMA TOMATOES		
		Carrot Sticks 2/4					Pineapple		900			GRAPE TOMATOES		
		Celery Sticks 2/4					Plum					CHERRY TOMATOES		
		Yel. Onions Sliced/Diced					Strawberry		800			Turnip		2575
		Red Onions Sliced/Diced					Red grape		800			Beet		2000
		Tossed Salad / SC					MELON					MUSHROOMS (sliced)		
		Shred Lettuce					Cantaloupe		1975			Button Mushroom		
		Cabbage/Romaine Blend					Honeydew		900			Medium Mushroom		2100
							Watermelon		1975			Portabella Mushroom		
							cactus leaf		3600			12/8 oz. Mushroom		

ORDER FILLED BY

DELIV. BY

REC'D IN GOOD ORDER BY

C.O.D.

1-5003-03-0032

TOTAL

THANK YOU

TERMS: NET CASH - A FINANCE CHARGE OF 1 1/2 % PER MONTH (18% PER YEAR) WILL BE CHARGED ON PAST DUE ACCOUNTS.

ALL CLAIMS FOR RETURN OF GOODS MUST BE MADE WITHIN 20 HOURS AFTER RECEIPT FOR MERCHANDISE.

PA. 06/16/16 CK 93872



O.H. Kruse Grain & Milling

Division of Western Milling, LLC

Invoice Type: CHARGE

Operator: MMT

Order No.: 473459

Ship Date: 06/01/16

GOSHEN SACK WHSE

Invoice No.: 72650

Invoice Date: 05/31/16

Price List: 0515

Control No.: 50431

Page: 1

Bill To: 128651

FRESNO's CHAFFEE ZOO CORP. zzz
894 WEST BELMONT AVENUE
FRESNO CALIFORNIA 93728
UNITED STATES

Ship To: 128651

FRESNO's CHAFFEE ZOO CORP. zzz
894 WEST BELMONT AVENUE
FRESNO CALIFORNIA 93728
UNITED STATES

Phone #: (559) 621-5700

Terms NET 30 DAYS

P.O.#:

Vessel:

Booking #:

Via/Carrier: O.H.K. TRANSPORT, LLC

Car/Load #:

Container:

Seal #:

Salesman: Erica Johnson

Freight: 23 FOB: 0 EOA: N

Quantity	UOM	Product #	Description	F.	FOB/DEL	Contract	Wgt. Cert.	Price	Tons	Amount	Tax
100.000	40# Bag	540024	SDZOO HI FIBER ADF25 PLT 1/4 Lot #: 000616140					11.2500	2.000	1,125.00	
100.000	40# Bag	540014	SDZOO HI FIBER ADF25 PLT 1/2 Lot #: 001646146					8.4000	2.000	840.00	
-4.000	EACH	23	FULL PALLET DISCOUNTS - SA Lot #: 6142					4.0000		-16.00	

Total Tons: 4.000

Items Total: \$1,949.00

Final Invoice Total: \$1,949.00 ✓ SD

Shipping Instructions: PLEASE CC DAN RICE ON ALL ORDERS.

1-5003-03-0032
Pd. 06/16/16
CK 93851

Remit to: O.H. Kruse Grain & Milling

Post Office Box 1030 • Goshen, California 93227

O.H. Kruse Grain & Milling 877.655.6312 • Fax 877.455.6314

VALLEY PRODUCE, INC.

P.O. BOX 11664, FRESNO, CALIFORNIA 93774

e-mail: valleypro@comcast.net

Sold to

PHONE (559) 237-3328

FAX (559) 237-5611

Date

No. C 235228

✓	QUAN.	ITEM	PRICE	AMOUNT	✓	QUAN.	ITEM	PRICE	AMOUNT	✓	QUAN.	ITEM	PRICE	AMOUNT
		Broccoli Florets					Broccoli Florets	3.75				Broccoli Florets	11.00	
		BROCCOLI Crown /18ct					EGGS 15/doz	1.60				CARROTS (50#) 25#	57.00	
		CAULIFLOWER										Grabits 100/200 ct		
		CELERY					KALE	80.00				48/1# Carrot		
		CABBAGE white					LEEEKS					Baby Carrot		
		CABBAGE red					CORN	17.00				Pinto Beans #100		
		CILANTRO					HERBS							
		SPRING MIX 3#					Basil					J. Yel. Onions		
		Cholland green	48.00				Chives					Red Onions		
		LETTUCE					Mint							
		Green Leaf	114.00				Rosemary					Potatoes		
		Red Leaf	76.00				Thyme					10/5 Russet		
		Romaine	378.00				Apple Juice	11.00				5/10 Russet		
		SPINACH 2 1/2 #					Apples	108.00				Ctn. Russet		
		EGGPLANT					Apples					Red Potatoes sz		
		Parsley Flat / Curly	54.00				Apples Sliced 100/200					Cucumbers	9.00	
		Onion	29.75				Oranges 113	21.00				YAMS (Med) Jumbo	112.50	
		GREEN ONIONS					Lemons					Jicama		
		RADDISH					Limes					Spaghetti Squash	4.00	
		GREEN BEANS					Banana's	44.00				CUCUMBERS	18.75	
		ASPARAGUS					Raspberries					Acorn Squash	6.00	
		Bell Pepper Green	21.00				Blueberries					SQUASH Butternut	4.00	
		BELL PEPPER Red	24.00				Blackberries					Med. I.T. Squash	13.00	
		BELL PEPPER Red					GRAPES Red	27.00				Yellow Squash		
		Chili Jalapeno					GRAPES Lunch Bunch					Avocado (Ripe) 40	3.75	
		Chili Tomatillo					Peanut Butter	6.00				Avocado (Firm)		
		Chili Long Grn/Pasilla					Mango's	90.00				Garlic (5# Peeled)		
		Chili's Pasa	19.50				Nectarines					Garlic (Whole)		
		Alfalfa Sprouts 1#/4oz					Papaya	16.50				Black eye peas	19.50	
		Bean Sprouts					Peach					TOMATOES		
		Cole Slaw (white cabbage)					Pear	108.00				ROMA TOMATOES		
		Cabbage Shred Red					Pineapple	6.00				GRAPE TOMATOES		
		Carrot Shred / Coin					Plum					CHERRY TOMATOES		
		Carrot Sticks 2/4					Strawberry	8.40				Random Corn	9.50	
		Celery Sticks 2/4										Random Veggie	28.50	
		Yel. Onions Sliced/Diced					MELON					MUSHROOMS (sliced)		
		Red Onions Sliced/Diced					Cantaloupe	15.00				Button Mushroom		
		Tossed Salad / SC					Honeydew	6.30				Medium Mushroom	19.00	
		Shred Lettuce					Watermelon #	13.50				Portabella Mushroom		
		Cabbage/Romaine Blend					Mixed Nuts	74.50				12/8 oz. Mushroom		

ORDER FILLED BY

DELIV. BY

REC'D IN GOOD ORDER BY

C.O.D.

TOTAL

1817.15

TERMS: NET CASH - A FINANCE CHARGE OF 1 1/2 % PER MONTH (18% PER YEAR) WILL BE CHARGED ON PAST DUE ACCOUNTS.

ALL CLAIMS FOR RETURN OF GOODS MUST BE MADE WITHIN 24 HOURS AFTER RECEIPT OF MERCHANDISE.

THANK YOU

2016-06-18 08:11:11 CK 93872



ENERGY STATEMENT

www.pge.com/MyEnergy

Account No: 7044237853-8
Statement Date: 06/06/2016
Due Date: 06/23/2016

Service For:

FRESNO'S CHAFFEE ZOO CORPORATION
890 W BELMONT AVE
FRESNO, CA 93728

Questions about your bill?

24 hours, 7 days/wk 1-800-468-4743
Business Specialist available:
Mon-Sat: 7am to 9pm
www.pge.com/MyEnergy

Local Office Address

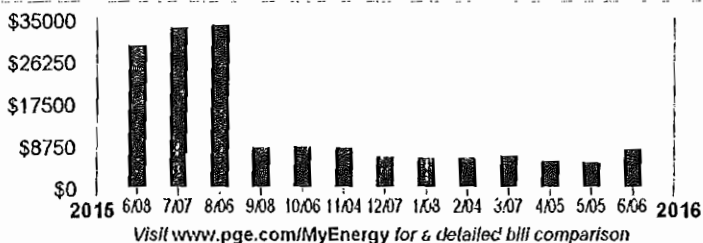
605 P ST
FRESNO, CA 93721

Your Account Summary

Amount Due on Previous Statement	\$5,078.69
Payment(s) Received Since Last Statement	-5,078.69
Previous Unpaid Balance	\$0.00
Current Electric Charges	\$7,627.73

Total Amount Due by 06/23/2016 \$7,627.73 ✓

Electric Monthly Billing History



Daily Usage Comparison

1 Year Ago Period	Last Period	Current Period
5524.40	1141.33	1177.34

Electric kWh / Day



ENERGY STATEMENT

www.pge.com/MyEnergy

Account No: 7044237853-8
Statement Date: 06/06/2016
Due Date: 06/23/2016

Details of Electric Charges

05/05/2016 - 06/05/2016 (32 billing days)

Service For: 890 W BELMONT AVE
Service Agreement ID: 7044237158

Service Information

Meter # 1004578075
Total Usage 37,675.000000 kWh
Serial L
Rotating Outage Block 8H

05/05/2016 – 06/05/2016

Rate Schedule: NEMEXPM Net Energy Metering Service

Net Charges	\$7,616.81
Energy Commission Tax	10.92

Total Electric Charges	\$7,627.73
-------------------------------	-------------------



ENERGY STATEMENT

www.pge.com/MyEnergy

Account No: 5915064925-5
Statement Date: 06/07/2016
Due Date: 06/24/2016

Service For:

FRESNO'S CHAFFEE ZOO CORPORATION
894 W BELMONT AVE
FRESNO, CA 93728

Your Account Summary

Amount Due on Previous Statement	\$33,435.65
Payment(s) Received Since Last Statement	-33,435.65
Previous Unpaid Balance	\$0.00
Current Electric Charges	\$49,038.59

Total Amount Due by 06/24/2016

\$49,038.59 ✓

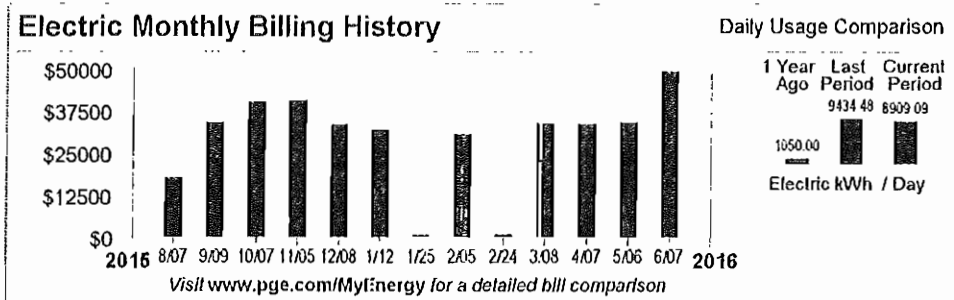
Questions about your bill?

24 hours, 7 days/wk 1-800-468-4743
Business Specialist available:
Mon-Sat: 7am to 9pm
www.pge.com/MyEnergy

Local Office Address

705 P ST
FRESNO, CA 93721

Electric Monthly Billing History



JUN 10 REC'D



ENERGY STATEMENT

www.pge.com/myPGE

Account No: 5915064925-5

Statement Date: 06/07/2016

Due Date: 06/24/2016

Details of Electric Charges

05/06/2016 - 06/07/2016 (33 billing days)

Service For: 894 W BELMONT AVE

Service Agreement ID: 5915064969

Rate Schedule: E19P Medium General Demand-Metered TOU Service

05/06/2016 – 05/31/2016

Customer Charge	26 days @ \$32.85421	\$854.21
Demand Charge ¹		
Max Peak	588.000000 kW @ \$16.68000	7,727.39
Max Part Peak	588.000000 kW @ \$4.57000	2,117.16
Max Demand	588.000000 kW @ \$14.06000	6,513.61
Energy Charges		
Peak	47,272.727273 kWh @ \$0.13716	6,483.93
Part Peak	47,272.727273 kWh @ \$0.09920	4,689.45
Off Peak	137,090.909091 kWh @ \$0.07479	10,253.03
Power Factor Adjustment (@ 91.00% Power Factor)		-69.49
Energy Commission Tax		67.17

06/01/2016 – 06/07/2016

Customer Charge	7 days @ \$32.85421	\$229.98
Demand Charge ¹		
Max Peak	588.000000 kW @ \$16.68000	2,080.45
Max Part Peak	588.000000 kW @ \$4.57000	570.00
Max Demand	588.000000 kW @ \$14.06000	1,753.67
Energy Charges		
Peak	12,727.272727 kWh @ \$0.13716	1,745.67
Part Peak	12,727.272727 kWh @ \$0.09920	1,262.55
Off Peak	36,909.090909 kWh @ \$0.07479	2,760.43
Power Factor Adjustment (@ 91.00% Power Factor)		-18.71
Energy Commission Tax		18.09

Total Electric Charges \$49,038.59

Service Information

Meter #	1009974683
Current Meter Reading	2,445
Prior Meter Reading	2,200
Difference	245
Meter Constant	1,200.000000
Total Usage	294,000.000000 kWh

Meter #	1009974683
Current Meter Reading	1,059
Prior Meter Reading	948
Difference	111
Meter Constant	1,200.000000
Reactive Power	133,200.000000 kVar

Serial	L
Rotating Outage Block	8H

Demand charges are prorated for the number of days in each rate period



ENERGY STATEMENT

www.pge.com/MyEnergy

Account No: 1934497681-6

Statement Date: 06/07/2016

Due Date: 06/24/2016

JUN 10 11 03 AM '16

Service For:

FRESNO'S CHAFFEE ZOO CORPORATION
894 W BELMONT AVE
FRESNO, CA 93728

Your Account Summary

Amount Due on Previous Statement	\$3,058.95
Payment(s) Received Since Last Statement	-3,058.95
Previous Unpaid Balance	\$0.00
Current Gas Charges	\$2,073.31
Gas Adjustments	-6,940.15

Questions about your bill?

24 hours, 7 days/wk 1-800-468-4743
Business Specialist available:
Mon-Sat: 7am to 9pm
www.pge.com/MyEnergy

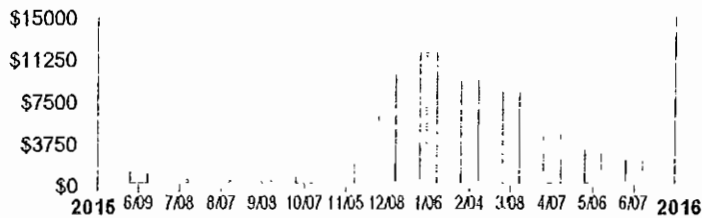
CREDIT BALANCE - NO PAYMENT DUE

-\$4,866.84

Local Office Address

705 P ST
FRESNO, CA 93721

Gas Monthly Billing History



Daily Usage Comparison

1 Year Ago	Last Period	Current Period
37.12	137.20	79.15
Gas Therms / Day		

Visit www.pge.com/MyEnergy for a detailed bill comparison

Important Messages

Your commercial gas rate Your gas usage is currently billed on a non-residential (commercial or industrial) rate. If this is incorrect, please call us at 1-800-468-4743.

No payment is due. Please retain for your records. Thank you.

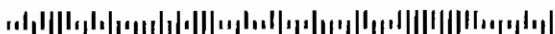
999019344976816000020733100000000000



Account Number:
1934497681-6

Total Amount Due:
No Payment Due

756480029594 01 AV 0.373 151 7886 3



FRESNO'S CHAFFEE ZOO CORPORATION
894 W BELMONT AVE
FRESNO, CA 93728-2807

PG&E
BOX 997300
SACRAMENTO, CA 95899-7300





ENERGY STATEMENT

www.pge.com/MyEnergy

Account No: 1934497681-6

Statement Date: 06/07/2016

Due Date: 06/24/2016

Details of Gas Charges

05/06/2016 - 06/07/2016 (33 billing days)

Service For: 894 W BELMONT AVE

Service Agreement ID: 1934497465

Rate Schedule: GNR1 Gas Service to Small Commercial Customers

05/06/2016 - 05/31/2016

Customer Charge	26 days @ \$2.14936	\$55.88
Gas Charges		
First 4,000 Therms/month	2,057.939394 Therms @ \$0.72752	1,497.19
Gas PPP Surcharge (\$0.04371/Therm)		89.96
Fresno Recovery Fee		15.53

06/01/2016 - 06/07/2016

Customer Charge	7 days @ \$2.14936	\$15.05
Gas Charges		
First 4,000 Therms/month	554.060606 Therms @ \$0.67070	371.61
Gas PPP Surcharge (\$0.04371/Therm)		24.22
Fresno Recovery Fee		3.87

Total Gas Charges **\$2,073.31** ✓

Adjustments

CPUC Mandated Gas Credit **-\$6,940.15**

Total Adjustments **-\$6,940.15**

Service Information

Meter #	61202044
Current Meter Reading	63,697
Prior Meter Reading	61,794
Difference	1,903
Multiplier	1.372343
Total Usage	2,612.000000 Therms
Serial	L

Gas Procurement Costs (\$/Therm)

05/06/2016 - 05/31/2016	\$0.25143
06/01/2016 - 06/07/2016	\$0.19461

Additional Messages

Customer Charge To help deliver safe, reliable and affordable gas service to your business, PG&E charges a customer fee which is based on your highest average daily gas usage within the past 12 months. For the billing period ending on 01/06/2016, your highest average daily gas usage was 521.5 therms.

This CPUC Mandated Gas Credit is a one time credit.

