



FRESNO COUNTY ZOO AUTHORITY MEETING

9:00 am, Wednesday, May 25, 2011

Fresno County Employees' Retirement Association

1111 H Street, Fresno, CA 93721

(559) 457-0681

AGENDA

1. Call to Order by Chairman Paul Clark

2. Public Comments

This time is made available to receive comments from the public on matters within the Board's jurisdiction that are not on the Agenda. Attention is called to the fact that the Board is prohibited from taking any action on matters that are not on the Agenda. Time will be made available for comments from the public for each item on the Agenda. In order to accurately record the minutes, members of the public are asked to speak only from the podium. Before beginning comments, please state for the record your name and affiliation, if any.

3. Consent Agenda

These matters are routine in nature and are usually approved by a single vote. Prior to action by the Board, the public will be given the opportunity to remove any item from the Consent Calendar. Items removed from the Consent Calendar may be heard immediately following approval of Consent Calendar.

A. Review and approve minutes of March 30, 2011

B. Review and approve payment of County of Fresno invoice for Professional and Specialized Services in the amount of \$20,405.82 for March and April 2011

C. Approve Treasurer's Reports for March 2011, third quarter of Fiscal Year 2010-11, and April 2011

4. Fresno Chaffee Zoo reports

- A. Receive financial reports for the months of March and April 2011**
- B. Receive Director's report on Chaffee Zoo sustainability**
- C. Receive Director's report on Sea Lion Cove**

5. Discuss Draft EIR for Roeding Park Master Plan and provide direction to staff on submitting comments
6. Discuss contracting process for Fresno Chaffee Zoo capital projects and provide direction to staff
7. Approve estimated revenues and authorize appropriations for the 2011-2012 budget year.
8. Receive staff reports
9. Set future meeting date(s)
Reserved dates include: Wednesday, June 29, 2011
Wednesday, July 27, 2011
Wednesday, August 31, 2011
10. Chair's comments
11. Board Member comments
12. Adjournment

All supporting documentation is available for public review in the office of the Fresno County Zoo Authority, 2220 Tulare Street, 6th Floor, Fresno, 93721, during regular business hours.

For further information, please contact Catherine Crosby, Zoo Authority Coordinator, at 600-4305 or zooauthority@co.fresno.ca.us

Requests for disability-related modification or accommodation needed in order to participate in the meeting must be made to the Zoo Authority Coordinator no later than 9:00 a.m. on the day prior to the meeting.



FRESNO COUNTY ZOO AUTHORITY MEETING

9:00 AM, Wednesday, March 30, 2011

Fresno County Employees' Retirement Association

1111 H Street, Fresno, CA 93721

(559) 457-0681

ACTION SUMMARY MINUTES

1. Call to Order by Chair John Gray

CHAIR JOHN GRAY CALLED THE MEETING TO ORDER AT 9:00 AM. MEMBERS JOHN GRAY, GERALD LYLES, KENT STRATFORD, PAUL TOSTE AND RALPH WATERSTON WERE ALSO PRESENT. MEMBER BAINES ARRIVED AFTER ITEM 2, AND MEMBER PAUL CLARK WAS ABSENT.

2. Nominations and election of 2010 Chair and Vice Chair

NOMINATIONS AND ELECTION OF PAUL CLARK AS CHAIR – KS/RW; OB & PC ABSENT

NOMINATIONS AND ELECTION OF JOHN GRAY AS VICE CHAIR RW/KS, OB & PC ABSENT

3. Public Comments

This time is made available to receive comments from the public on matters within the Board's jurisdiction that are not on the Agenda. Attention is called to the fact that the Board is prohibited from taking any action on matters that are not on the Agenda. Time will be made available for comments from the public for each item on the Agenda. In order to accurately record the minutes, members of the public are asked to speak only from the podium. Before beginning comments, please state for the record your name and affiliation, if any.

RECEIVED COMMENTS FROM RICHARD HARRIMAN, JOAN LE ROUX AND LISA FLORES; – PC ABSENT

4. Consent Agenda

These matters are routine in nature and are usually approved by a single vote. Prior to action by the Board, the public will be given the opportunity to remove any item from the Consent Calendar. Items removed from the Consent Calendar may be heard immediately following approval of Consent Calendar.

- A. Review and approve minutes of November 19, 2010.
- B. Review and approve payment of County of Fresno invoice for Professional and Specialized Services in the amount of \$39,509.12 for November and December 2010, and January and February 2011.
- C. Approve Treasurer's Reports for, November and December 2010, the second quarter of FY 2010-11, and January and February 2011.

APPROVED – GL/RW, PC ABSENT

5. Receive Fresno Chaffee Zoo Executive Director's report

RECEIVED, WITH REQUEST TO DIRECTOR BARTON TO PRESENT THE PLAN FOR THE FUTURE OF THE ZOO, IF CURRENT MEASURE Z TAX IS NOT RENEWED. -- PC ABSENT

- 6. Receive Fresno Chaffee Zoo financial reports for the months of November and December 2010, and January and February 2011.

RECEIVED, WITH DIRECTION TO STAFF TO POST AGENDA PACKET ON WEBSITE AND HAVE COPIES OF ENTIRE PACKET AVAILABLE AT MEETINGS. MEMBER TOSTE STRESSED THE IMPORTANCE OF TRANSPARENCY AND THE AVAILABILITY INFORMATION TO THE PUBLIC. - PC ABSENT

7. Receive staff reports

RECEIVED. TREASURER REPORTED ON THE TIME LINE FOR FY 11-12 ADMINISTRATIVE BUDGET; PREVIOUS MAYOR'S ALTERNATE MEMBER WESTERLUND WAS THANKED FOR HIS SERVICE; DIRECTION WAS GIVEN TO COUNSEL TO REPORT ON THE BID PROCESS FOR CONSTRUCTION PROJECTS AND CONTRACTS, AND TO DISCUSS IN AN AGENDA ITEM AT NEXT MEETING. -- PC ABSENT

8. Set future meeting date(s)

Available dates for next meeting include:

Wednesday, April 27, 2011
Wednesday, May 25, 2011
Wednesday, June 29, 2011

APPROVED HOLDING THE NEXT REGULAR MEETING ON, WEDNESDAY, MAY 25, 2011. JG/RW, PC ABSENT

9. Chair's comments

RECEIVED- PC ABSENT

10. Board Member comments

RECEIVED – MEMBER WATERHOUSE REITERATED THAT ALL ITEMS THAT ARE BROUGHT BEFORE THE ZOO AUTHORITY BOARD ARE PUBLIC DOCUMENTS, ARE COMPLETELY TRANSPARENT AND A MATTER OF PUBLIC RECORD. MEMBER LYLES COMMENTED ON THE ZOO'S FUTURE SUSTAINABILITY. MEMBER BAINES THANKED THE BOARD AND ITS COMMITMENT TO TRANSPARENCY, AND LOOKS FORWARD TO SERVING ON THE BOARD AND SERVING THE PUBLIC.

11. Adjournment

THERE BEING NO FURTHER BUSINESS BEFORE THE BOARD, ACTING CHAIR JOHN GRAY ADJOURNED THE MEETING AT 10:08 AM.

All supporting documentation is available for public review in the office of the Fresno County Zoo Authority, 2220 Tulare Street, 6th Floor, Fresno, 93721, during regular business hours.

For further information, please contact Catherine Crosby, Zoo Authority Coordinator, at 600-4305.

Requests for disability-related modification or accommodation needed in order to participate in the meeting must be made to the Zoo Authority Coordinator no later than 9:00 a.m. on the day prior to the meeting.



Invoice for Professional Services in Support of the Zoo Authority
Billing Hours and Expenses for March and April 2011

Invoice Number 0304-ZOO-52511

March 30, 2011

TO: Zoo Authority Board
c/o County of Fresno
2220 Tulare St, 6th Floor MS 214
Fresno, CA 93721

Department / Title	Hours	Rate	Cost	Fiscal Year '11
<i>Financial Reporting & Audits</i>				
<i>Supervising Accountant</i>	22.35	\$81.99	\$1,832.48	
<i>Senior Accountant</i>	58.50	75.62	4,423.77	
<i>Accountant II</i>	83.50	66.09	5,518.52	
<i>Public Works & Planning</i>				
<i>Analyst III</i>	122.30	60.16	7,357.56	
<i>Office Assistant</i>	14.70	25.83	379.70	
<i>County Counsel</i>				
<i>Deputy County Counsel</i>	7.50	113.00	847.50	
Professional Services Total	308.85		\$20,359.52	\$89,880.41
<i>Office Expenses</i>				
<i>Copies and Supplies</i>			24.05	
<i>Certificate of Appreciation</i>			22.24	
Office Expense Total			\$46.29	\$1,990.58
Invoice Total			\$20,405.81	\$91,870.99



**Fresno County Zoo Authority
Treasurer's Report
For the Month Ended March 31, 2011**

Summary of Measure Z Proceeds

Revenue Received:

Measure Z - Sales Tax Proceeds 821,858.49

Revenue Allocation:

Allocation to Zoo Authority Fund (2%) 16,437.17
Allocation to Trust Fund for Operations and Capital Projects (98%) 805,421.32
Total Revenue Allocation 821,858.49

Cash Balance By Entity

Zoo Authority Fund		2%	
4845-10000	9810	Beginning Cash Balance	724,363.22
	Deposits:	Measure Z Sales Tax Revenue	16,437.17
		Interest Revenue	3,128.02
	Disbursements:	PeopleSoft Charges	(7.92)
		Net Increase/(Decrease) to Cash	19,557.27
		Ending Cash Balance in Fund 4845-10000 - Zoo Authority Board	743,920.49

Trust Fund for Operations and Capital Projects		98%	
		Beginning Balance for Operations and Capital Projects	44,449,318.71

4850-10000	>>> Operations Fund		
9811		Beginning Balance	3,777,296.48
	Deposits:	Measure Z Sales Tax Proceeds	268,473.77
		Interest Revenue	13,830.65
	Disbursements:	FCZC Operations Claim # 2010-12 dated 2/14/11	(332,967.96)
		FCZC Operations Claim # 2011-01 dated 2/14/11	(187,366.08)
		Wire Fees	(20.00)
		Net Increase/(Decrease) to Cash	(238,049.62)
		Ending Cash Balance in Fund 4850-10000 - Available for Operations	3,539,246.86

4850-42700	>>> Capital Facilities Project Fund		
9812		Beginning Balance	40,672,022.23
	Deposits:	Measure Z Sales Tax Proceeds	536,947.55
		Interest Revenue	176,080.83
		Net Increase/(Decrease) to Cash	713,028.38
		Ending Cash Balance in Fund 4850-42700 - Available for Capital Projects	41,385,050.61

Ending Balance Available for Operations and Capital Projects 44,924,297.47

Total Interest Received During the Month 193,039.50

By Staff _____

Date _____

Accepted _____

Date _____



Fresno County Zoo Authority

SUMMARY OF MEASURE Z SALES TAX PROCEEDS

	PRIOR FISCAL YEARS						CURRENT FISCAL YEAR			
	2004-2005	2005-2006	2006-2007	2007-2008	2008-2009	2009-2010	2010-2011			
	ACTUAL	ACTUAL	ACTUAL	ACTUAL	ACTUAL	ACTUAL	BUDGETED	ACTUAL	BUDGET TO ACTUAL	
	TAX RECEIPTS	TAX RECEIPTS	TAX RECEIPTS	TAX RECEIPTS	TAX RECEIPTS	TAX RECEIPTS	TAX RECEIPTS	TAX RECEIPTS	VARIANCE	
July	N/A	\$ 700,400.00	\$ 671,500.00	\$ 819,900.00	\$ 813,500.00	\$ 671,700.00	\$ 638,115.00	\$ 659,300.00	\$ 21,185.00	3.32%
August	N/A	933,800.00	895,400.00	1,093,200.00	1,084,700.00	895,300.00	841,035.00	857,600.00	16,565.00	1.97%
September	N/A	764,524.29	1,453,497.73	1,060,278.84	930,086.59	810,940.10	770,393.00	895,690.93	125,297.93	16.26%
October	N/A	705,400.00	679,300.00	853,500.00	792,200.00	678,000.00	644,100.00	677,000.00	32,900.00	5.11%
November	N/A	940,500.00	1,471,000.00	1,138,000.00	1,056,300.00	743,300.00	706,135.00	879,500.00	173,365.00	24.55%
December	N/A	1,324,459.10	1,047,117.52	827,112.18	872,815.37	971,061.24	922,507.95	932,350.14	9,842.19	1.07%
January	N/A	676,000.00	813,700.00	831,200.00	766,900.00	719,900.00	683,905.00	710,700.00	26,795.00	3.92%
February	N/A	901,300.00	1,081,800.00	1,108,200.00	841,000.00	944,000.00	896,800.00	919,900.00	23,100.00	2.58%
March**	N/A	1,319,000.13	905,577.17	762,907.35	959,801.00	628,562.79	597,134.65	821,858.49	224,723.84	37.63%
April	N/A	678,900.00	748,000.00	689,000.00	652,000.00	594,300.00	564,585.00	-	-	0.00%
May	N/A	905,200.00	997,300.00	932,000.00	860,800.00	847,200.00	684,465.50	-	-	0.00%
June	701,853.10	1,113,268.78	900,177.72	1,026,580.21	730,780.90	821,511.07	581,080.80	-	-	0.00%
Total	\$ 701,853.10	\$10,962,752.30	\$11,664,370.14	\$11,151,878.58	\$10,360,883.86	\$9,315,775.20	\$8,530,256.90	\$7,353,899.56	\$653,773.96	9.76%

TOTAL MEASURE Z PROCEEDS FROM INCEPTION \$61,511,412.74


**Note: Tax Receipts for March 09 received April 1, 2009



Interest Allocation By Fund
Zoo Authority & Corp. Funds
For the Month and Quarter Ended
March 31, 2011

Summary of Quarter Three Interest Receipts					
Fund	Subclass	Description	1st Alloc. Jan	2nd Alloc. March	Interest Received
4845	10000	Zoo Authority	\$ 709.68	\$ 3,128.02	\$ 3,837.70
4850	10000	FCZC - Operations	3,137.86	13,830.65	16,968.51
4850	42700	FCZC - CP	39,948.70	176,080.83	216,029.53
Total			\$ 43,796.24	\$ 193,039.50	\$ 236,835.74

Agenda Item 3c.2



Fresno County Zoo Authority Treasurer's Report For the Quarter Ended March 31, 2011


Summary of Measure Z Proceeds			
Revenue Received:			
	Measure Z - Sales Tax Proceeds		2,452,458.49
Revenue Allocation:			
	Allocation to Zoo Authority Fund (2%)	49,049.17	
	Allocation to Trust Fund for Operations and Capital Projects (98%)	2,403,409.32	
	Total Revenue Allocation	<u>2,452,458.49</u>	
Cash Balance By Entity			
Zoo Authority Fund			
4845-10000	Beginning Cash Balance		721,247.27
Revenue:	Measure Z Sales Tax Revenue		49,049.17
	Interest Revenue		3,837.70
Expenses:	Professional Services		(30,065.04)
Expenses:	Office Expenses		(114.95)
Expenses:	PeopleSoft Charges		(33.66)
	Net Increase/(Decrease) to Cash		22,673.22
	Ending Cash Balance in Fund 4845-10000 - Zoo Authority Board		<u>743,920.49</u>
Trust Fund for Operations and Capital Projects			
	98%		
	Beginning Balance for Operations and Capital Projects		43,028,482.16
4850-10000	>>> Operations Fund		
	Beginning Balance		3,241,495.95
Revenue:	Measure Z Sales Tax Proceeds		801,136.43
	Interest Revenue		16,968.51
Disbursements:	FCZC Operations Claim #2010-12 - Dated 02/14/11		(332,967.96)
	FCZC Operations Claim #2011-1 - Dated 2/14/11		(187,366.08)
	Wire Fees		(20.00)
	Net Increase/(Decrease) to Cash		297,750.90
	Ending Cash Balance in Fund 4850-10000 - Available for Operations		<u>3,539,246.85</u>
4850-42700	>>> Capital Facilities Project Fund		
	Beginning Balance		39,786,986.21
Revenue:	Measure Z Sales Tax Proceeds		1,602,272.88
	Interest Revenue		216,029.53
Disbursements:	FCZC Capital Projects Claim #2010-5C dated 2/09/11		(220,228.01)
	Wire Fee		(10.00)
	Net Increase/(Decrease) to Cash		1,598,064.40
	Ending Cash Balance in Fund 4850-42700 - Available for Capital Projects		<u>41,385,050.61</u>
	Ending Balance Available for Operations and Capital Projects		<u>44,924,297.46</u>
	Total Interest Received During the Quarter		<u>236,835.74</u>

By Staff _____

Date _____

Accepted _____

Date _____



**Fresno County Zoo Authority
Treasurer's Report
For the Month Ended April 30, 2011**

Agenda Item 3c.3

Summary of Measure Z Proceeds			
Revenue Received:			
	Measure Z - Sales Tax Proceeds		\$ 618,400.00
Revenue Allocation:			
	Allocation to Zoo Authority Fund (2%)		12,368.00
	Allocation to Trust Fund for Operations and Capital Projects (98%)		606,032.00
	Total Revenue Allocation		<u>618,400.00</u>
Cash Balance By Entity			
Zoo Authority Fund			
		2%	
4845-10000 9810	Beginning Cash Balance		743,920.49
	Deposits:		
	Measure Z Sales Tax Revenue		12,368.00
	Interest Revenue		395.39
	Disbursements:		
	PeopleSoft Charges		(9.90)
	Net Increase/(Decrease) to Cash		12,753.49
	Ending Cash Balance in Fund 4845-10000 - Zoo Authority Board		<u>756,673.98</u>
Trust Fund for Operations and Capital Projects			
		98%	
	Beginning Balance for Operations and Capital Projects		44,924,297.47
4850-10000	>>> Operations Fund		
9811	Beginning Balance		3,539,246.86
	Deposits:		
	Measure Z Sales Tax Proceeds		202,010.67
	Interest Revenue		1,900.90
	Disbursements:		
	FCZC Operations Claim #2011-2 dated 03/23/11		(206,910.44)
	Wire Fees		(10.00)
	Net Increase/(Decrease) to Cash		(3,008.87)
	Ending Cash Balance in Fund 4850-10000 - Available for Operations		<u>3,536,237.99</u>
4850-42700	>>> Capital Facilities Project Fund		
9812	Beginning Balance		41,385,050.61
	Deposits:		
	Measure Z Sales Tax Proceeds		404,021.33
	Interest Revenue		22,357.87
	Net Increase/(Decrease) to Cash		426,379.20
	Ending Cash Balance in Fund 4850-42700 - Available for Capital Projects		<u>41,811,429.81</u>
	Ending Balance Available for Operations and Capital Projects		\$ 45,347,667.80
	Total Interest Received During the Month		<u>24,654.16</u>

By Staff _____

Date _____

Accepted _____

Date _____



Fresno County Zoo Authority

SUMMARY OF MEASURE Z SALES TAX PROCEEDS

	PRIOR FISCAL YEARS						CURRENT FISCAL YEAR			
	2004-2005	2005-2006	2006-2007	2007-2008	2008-2009	2009-2010	2010-2011			
	ACTUAL TAX RECEIPTS	ACTUAL TAX RECEIPTS	ACTUAL TAX RECEIPTS	ACTUAL TAX RECEIPTS	ACTUAL TAX RECEIPTS	ACTUAL TAX RECEIPTS	BUDGETED TAX RECEIPTS	ACTUAL TAX RECEIPTS	BUDGET TO ACTUAL VARIANCE	
July	N/A	\$ 700,400.00	\$ 671,500.00	\$ 819,900.00	\$ 813,500.00	\$ 671,700.00	\$ 638,115.00	\$ 659,300.00	\$ 21,185.00	3.32%
August	N/A	933,800.00	895,400.00	1,093,200.00	1,064,700.00	885,300.00	841,035.00	857,600.00	16,565.00	1.97%
September	N/A	764,524.29	1,453,497.73	1,060,278.84	930,086.59	810,940.10	770,393.00	895,690.93	125,297.93	16.26%
October	N/A	705,400.00	679,300.00	853,500.00	792,200.00	678,000.00	644,100.00	677,000.00	32,900.00	5.11%
November	N/A	940,500.00	1,471,000.00	1,138,000.00	1,056,300.00	743,300.00	706,135.00	679,500.00	173,365.00	24.55%
December	N/A	1,324,459.10	1,047,117.52	827,112.18	872,815.37	971,061.24	922,507.95	932,350.14	9,842.19	1.07%
January	N/A	676,000.00	813,700.00	831,200.00	766,900.00	719,900.00	683,905.00	710,700.00	26,795.00	3.92%
February	N/A	901,300.00	1,081,800.00	1,108,200.00	841,000.00	944,000.00	896,800.00	919,900.00	23,100.00	2.58%
March**	N/A	1,319,000.13	905,577.17	762,907.35	959,801.00	626,562.79	597,134.65	821,858.49	224,723.84	37.63%
April	N/A	678,900.00	748,000.00	699,000.00	652,000.00	594,300.00	564,585.00	618,400.00	53,815.00	9.53%
May	N/A	905,200.00	997,300.00	932,000.00	860,800.00	847,200.00	684,465.50	-	-	0.00%
June	701,853.10	1,113,268.78	900,177.72	1,026,580.21	730,780.90	821,511.07	581,080.80	-	-	0.00%
Total	\$ 701,853.10	\$10,962,752.30	\$ 11,664,370.14	\$ 11,151,878.58	\$ 10,360,883.86	\$ 9,315,775.20	\$ 8,530,256.90	\$ 7,972,299.56	\$707,588.96	9.74%

TOTAL MEASURE Z PROCEEDS FROM INCEPTION \$62,129,812.74

**Note: Tax Receipts for March 09 received April 1, 2009



Interest Allocation By Fund
Zoo Authority & Corp. Funds
For the Month and Quarter Ended
March 31, 2011

Summary of Quarter Four Interest Receipts				
Fund	Subclass	Description	1st Alloc. April	Interest Received
4845	10000	Zoo Authority	\$ 395.39	\$ 395.39
4850	10000	FCZC - Operations	1,900.90	1,900.90
4850	42700	FCZC - CP	\$ 22,357.87	22,357.87
Total			\$ 24,654.16	\$ 24,654.16



FY11 March Financial Report

Fresno's Chaffee Zoo Corporation
Balance Sheet
 March 2011

	FY11 @ 3/31/11	FY11 @ 2/28/11	FY10 Unaudited
ASSETS			
Cash	\$484,605	\$199,912	\$281,104
Investments	\$8,318,754	\$8,520,622	\$9,308,149
Accounts Receivable	\$950,039	\$1,275,539	\$863,609
Prepaid Expenses	\$173,071	\$190,840	\$225,235
Inventory	\$0	\$0	\$0
Building, Equipment, Vehicle and Furniture (net)	\$629,099	\$615,049	\$590,341
Construction in Progress	\$879,396	\$878,446	\$878,446
TOTAL ASSETS	\$11,434,964	\$11,680,409	\$12,146,885
LIABILITIES AND NET ASSETS			
Liabilities			
Accounts Payable/Accrued Liabilities	\$108,063	\$280,782	\$692,390
Total Liabilities	\$108,063	\$280,782	\$692,390
Net Assets			
Fund Balance-Unrestricted	\$10,690,559	\$10,765,181	\$10,821,150
Fund Balance-Temporarily Restricted	\$598,483	\$596,858	\$596,808
Fund Balance-Permanently Restricted	\$37,859	\$37,587	\$36,537
Total Net Assets	\$11,326,901	\$11,399,627	\$11,454,495
TOTAL LIABILITIES AND NET ASSETS	\$11,434,964	\$11,680,409	\$12,146,885

Fresno's Chaffee Zoo Corporation

Income Statement

@ March 2011

REVENUE	FY11 Budget		Current Month		Year-to-Date		FY10 Unaudited
	Budget	Actual @ 3/31/11	Budget	Variance	Budget	Actual @ 3/31/11	
Self Generated Revenue							
Admissions	\$1,472,530	\$155,987	\$103,406	(\$52,581)	\$262,740	\$238,073	\$1,453,742
Adopt an Animal	\$25,000	\$650	\$825	\$175	\$13,650	\$13,405	\$23,756
Board Designated for Endowment	\$50,000	\$0	\$350	\$350	\$10,000	\$900	\$145,868
Education	\$150,935	\$5,062	\$7,194	\$2,132	\$10,345	\$11,674	\$146,948
Food Services	\$168,340	\$17,860	\$13,287	(\$4,573)	\$30,020	\$25,552	\$226,325
Gift Shop	\$190,490	\$20,210	\$23,097	\$2,887	\$33,970	\$43,317	\$197,374
Giraffe Feeding	\$79,740	\$8,460	\$7,199	(\$1,261)	\$14,220	\$16,993	\$82,319
Grants/Fundraising	\$635,700	\$6,475	\$3,697	(\$2,778)	\$19,425	\$6,170	\$161,319
Group Event/Facility Rental	\$120,000	\$1,000	\$6,724	\$5,724	\$3,500	\$11,456	\$108,408
Interest Income	\$242,000	\$16,000	\$16,153	\$153	\$48,000	\$32,211	\$211,752
Investment Income	\$0	\$0	\$33,112	\$33,112	\$0	\$241,727	\$668,647
Membership	\$590,000	\$84,500	\$47,088	(\$37,412)	\$170,500	\$109,092	\$580,911
Special Events	\$306,000	\$12,000	\$1,743	(\$10,257)	\$12,000	\$1,740	\$250,794
Singray Exhibit	\$155,825	\$14,850	\$10,429	(\$4,421)	\$23,000	\$20,128	\$155,813
Other	\$12,500	\$1,042	\$2,464	\$1,422	\$3,125	\$4,653	\$14,728
Total Self Generated Revenue	\$4,199,060	\$344,095	\$276,766	(\$67,329)	\$654,495	\$777,089	\$4,428,704
City of Fresno	\$0	\$0	\$0	\$0	\$0	\$0	\$240,000
Measure Z-Capital Funds	\$685,120	\$100,010	\$10	(\$100,000)	\$350,030	\$10	\$985,473
Measure Z-Operating Funds	\$3,145,588	\$243,702	\$209,002	(\$34,700)	\$720,511	\$617,430	\$2,499,399
Transfer to/from Related Organization	\$0	\$0	\$0	\$0	\$0	\$0	\$0
TOTAL REVENUE	\$8,029,768	\$687,807	\$485,778	(\$202,029)	\$1,725,036	\$1,394,530	\$8,153,575

Fresno's Chaffee Zoo Corporation

Income Statement

@ March 2011

	FY11 Budget		Current Month		Year-to-Date		FY10 Unaudited
	Budget	Actual @ 3/31/11	Budget	Actual @ 3/31/11	Budget	Actual @ 3/31/11	
EXPENSES							
OPERATING EXPENSES							
Personnel Expenses							
Administration	\$671,809	\$50,885	\$34,364	\$16,521	\$147,761	\$113,670	\$34,092
Animal	\$1,603,882	\$122,108	\$106,320	\$15,788	\$354,445	\$303,778	\$50,667
Education	\$578,910	\$44,127	\$40,168	\$3,959	\$128,524	\$105,485	\$23,039
Maintenance/Horticulture	\$661,660	\$49,819	\$37,642	\$12,177	\$147,969	\$110,558	\$37,411
Membership/Development/Marketing	\$409,033	\$31,080	\$23,571	\$7,508	\$89,856	\$68,291	\$21,565
Veterinary	\$199,390	\$15,187	\$14,507	\$680	\$44,143	\$39,358	\$4,785
Visitor Services	\$500,519	\$36,258	\$32,008	\$4,250	\$95,164	\$84,353	\$10,810
Total Personnel Expenses	\$4,625,203	\$349,464	\$288,581	\$60,883	\$1,007,862	\$825,493	\$182,369
Other Expenses							
Advertising	\$297,250	\$24,396	\$18,132	\$6,264	\$73,337	\$27,144	\$46,193
Animal Feed	\$237,700	\$19,817	\$31,395	(\$11,578)	\$59,350	\$60,868	(\$1,518)
Computer/Software	\$41,180	\$19,325	\$5,090	\$14,235	\$22,375	\$5,199	\$17,175
Conservation	\$20,000	\$1,000	\$0	\$1,000	\$1,000	\$3,000	(\$2,000)
Depreciation	\$233,417	\$17,319	\$13,798	\$3,521	\$51,956	\$41,394	\$10,563
Dues	\$33,450	\$2,783	\$0	\$2,783	\$8,400	\$360	\$8,040
Equipment	\$135,830	\$9,244	\$13,997	(\$4,753)	\$25,732	\$27,034	(\$1,302)
Fleet	\$38,010	\$3,167	\$5,715	(\$2,548)	\$9,502	\$17,742	(\$8,239)
Food/Catering	\$71,050	\$250	\$966	(\$716)	\$450	\$1,484	(\$1,034)
Insurance	\$145,000	\$12,450	\$10,354	\$2,096	\$45,400	\$58,241	(\$12,841)
Miscellaneous Business	\$10,165	\$765	\$271	\$494	\$2,295	\$1,333	\$962
Office Supplies	\$26,315	\$2,179	\$3,155	(\$976)	\$6,537	\$10,135	(\$3,598)
Postage	\$46,501	\$4,654	\$3,284	\$1,370	\$11,262	\$6,599	\$4,663
Printing	\$90,350	\$12,071	\$15,104	(\$3,033)	\$18,312	\$29,435	(\$11,122)
Repairs and Replacements	\$200,850	\$16,738	\$20,298	(\$3,560)	\$50,212	\$66,078	(\$15,865)
Service/Bunks/Credit Card Fees	\$79,090	\$4,591	\$3,303	\$1,288	\$18,622	\$18,125	\$498
Specialized Services	\$476,535	\$38,052	\$43,339	(\$5,287)	\$114,156	\$108,777	\$5,379
Staff Development	\$59,774	\$5,031	\$6,321	(\$1,290)	\$17,193	\$12,972	\$4,222
Supplies	\$231,115	\$17,046	\$17,127	(\$81)	\$51,182	\$43,297	\$7,885
							\$230,252

Fresno's Chaffee Zoo Corporation

Income Statement

@ March 2011

	Current Month			Year-to-Date			FY10 Unaudited
	FY11 Budget	Budget	Actual @ 3/31/11	Variance	Budget	Actual @ 3/31/11	
Telephone	\$40,600	\$3,383	\$4,710	(\$1,326)	\$10,150	\$7,803	\$38,924
Uniforms	\$23,750	\$1,521	\$1,684	(\$163)	\$5,562	\$6,743	\$24,400
Utilities	\$400,000	\$33,333	\$24,305	\$9,028	\$100,000	\$70,914	\$367,570
Other	\$100,050	\$7,469	\$5,556	\$1,913	\$22,400	\$13,374	\$56,655
Total Other Expenses	\$3,037,982	\$256,584	\$247,904	\$8,680	\$725,389	\$638,050	\$2,742,573
TOTAL OPERATING EXPENSES	\$7,663,185	\$606,048	\$536,485	\$69,563	\$1,733,251	\$1,463,543	\$6,735,495
Capital (Measure Z)							
Capital Expenses	\$100,000	\$8,333	\$22,018	(\$13,685)	\$25,000	\$58,581	\$316,780
Total Capital (Measure Z)	\$100,000	\$8,333	\$22,018	(\$13,685)	\$25,000	\$58,581	\$316,780
TOTAL EXPENSES	\$7,763,185	\$614,382	\$558,503	\$55,879	\$1,758,251	\$1,522,123	\$7,052,275
BEGINNING FUND BALANCE	\$11,454,495	\$11,399,627	\$11,399,627	\$0	\$11,454,495	\$11,454,495	\$10,353,195
NET SURPLUS/(DEFICIT)	\$266,583	\$73,425	(\$72,725)	(\$146,150)	(\$33,214)	(\$127,594)	\$1,101,300
ENDING FUND BALANCE	\$11,721,078	\$11,473,052	\$11,326,901	(\$146,150)	\$11,421,281	\$11,326,901	\$11,454,495

Discussion of Financial Results

Attendance

- Attendance for March 2011 was 29,456 compared to 41,248 for the same period last year, a decrease of 29%.
- Member attendance for March 2011 was 6,845 compared to 9,663 for the same period last year, a decrease of 29%.
- As of March 31, attendance is 10% below budgeted attendance of 79,000.
- 2011 attendance goal is 443,000.
- 2010 attendance was 443,251.
- 2009 attendance was 418,285.

Contracted Revenue

- Concession revenue for March 2011 was \$13,287 compared to \$23,682 in March 2010, a decrease of 44%. Per cap revenue paid to the zoo for March 2011 was \$.45 compared to \$.57 in March 2010, a decrease of 21%.
- Retail revenue for March 2011 was \$23,097 compared to \$19,110 in March 2010, an increase of 21%. Per cap revenue paid to the zoo in March 2011 was \$0.78 compared to \$0.46 in March 2010, an increase of 70%.

Investments

- Endowment valued at \$3,044,693 at March 31, 2011.
- Cash and investments, excluding endowments, totaling \$5,758,666 at March 31, 2011 compared to \$5,700,433 at February 28, 2011.


Accounts Receivable

- Accounts receivable totaling \$950,039 at March 31, 2011 compared to \$1,275,539 at February 28, 2011.

Measure Z @ 2/28/11

- Operating Funds balance: \$ 3,777,297
- Capital Funds balance: \$40,672,022
- \$44,449,319

Fresno Chaffee Zoo Attendance Comparison 2009 - 2011





FY11 April Financial Report

Presented to the Board of Directors

May 19, 2011

Fresno's Chaffee Zoo Corporation

Balance Sheet

April 2011

	FY11 @ 4/30/11	FY11 @ 3/31/11	FY10 Audited
ASSETS			
Cash	\$221,420	\$490,322	\$281,104
Investments	\$9,127,824	\$8,319,189	\$9,308,149
Accounts Receivable	\$838,206	\$950,039	\$863,609
Prepaid Expenses	\$138,180	\$173,071	\$225,235
Inventory	\$0	\$0	\$0
Building, Equipment, Vehicle and Furniture (net)	\$615,301	\$629,099	\$590,341
Construction in Progress	\$944,612	\$879,396	\$878,446
TOTAL ASSETS	\$11,885,543	\$11,441,115	\$12,146,885
LIABILITIES AND NET ASSETS			
Liabilities			
Accounts Payable/Accrued Liabilities	\$131,525	\$113,811	\$692,390
Total Liabilities	\$131,525	\$113,811	\$692,390
Net Assets			
Fund Balance-Unrestricted	\$11,112,297	\$10,690,963	\$10,821,150
Fund Balance-Temporarily Restricted	\$602,682	\$598,483	\$596,808
Fund Balance-Permanently Restricted	\$39,039	\$37,859	\$36,537
Total Net Assets	\$11,754,018	\$11,327,305	\$11,454,495
TOTAL LIABILITIES AND NET ASSETS	\$11,885,543	\$11,441,115	\$12,146,885

Fresno's Chaffee Zoo Corporation

Income Statement

@ April 2011

	FY11 Budget	Current Month		Year-to-Date			FY10 Audited
		Budget	Actual @ 4/30/11	Variance	Budget	Actual @ 4/30/11	
REVENUE							
Self Generated Revenue							
Admissions	\$1,472,530	\$232,117	\$332,455	\$100,339	\$494,857	\$570,528	\$1,453,742
Adopt an Animal	\$25,000	\$450	\$1,290	\$840	\$14,100	\$14,695	\$23,756
Board Designated for Endowment	\$50,000	\$10,000	\$330	(\$9,670)	\$20,000	\$1,230	\$145,868
Education	\$150,935	\$8,412	\$13,722	\$5,311	\$18,757	\$25,396	\$146,948
Food Services	\$168,340	\$56,600	\$28,475	\$1,875	\$56,620	\$54,027	\$226,325
Gift Shop	\$190,490	\$30,100	\$43,568	\$13,468	\$64,070	\$86,885	\$197,374
Giraffe Feeding	\$79,740	\$12,600	\$18,426	\$5,826	\$26,820	\$35,419	\$82,319
Grants/Fundraising	\$635,700	\$6,475	\$8,866	\$2,391	\$25,900	\$15,036	\$161,319
Group Event/Facility Rental	\$120,000	\$3,000	\$6,714	\$3,714	\$6,500	\$18,170	\$108,408
Interest Income	\$242,000	\$16,000	\$11,458	(\$4,542)	\$64,000	\$45,594	\$211,752
Investment Income	\$0	\$0	\$198,239	\$198,239	\$0	\$438,903	\$668,647
Membership	\$590,000	\$80,000	\$92,634	\$12,634	\$250,500	\$201,726	\$580,911
Special Events	\$306,000	\$12,000	\$14,889	\$2,889	\$24,000	\$16,629	\$250,794
Stingray Exhibit	\$155,825	\$30,900	\$35,754	\$4,854	\$53,900	\$55,882	\$155,813
Other	\$12,500	\$1,042	\$1,079	\$38	\$4,167	\$5,732	\$14,728
Total Self Generated Revenue	\$4,199,060	\$469,695	\$807,899	\$338,204	\$1,124,190	\$1,585,851	\$4,428,704
City of Fresno	\$0	\$0	\$0	\$0	\$0	\$0	\$240,000
Measure Z-Capital Funds	\$685,120	\$85,010	\$0	(\$85,010)	\$435,040	\$10	\$985,473
Measure Z Operating Funds	\$3,145,588	\$262,963	\$231,901	(\$31,062)	\$983,474	\$849,331	\$2,499,399
Transfer to/from Related Organization	\$0	\$0	\$0	\$0	\$0	\$0	\$0
TOTAL REVENUE	\$8,029,768	\$817,667	\$1,039,800	\$222,132	\$2,542,704	\$2,435,192	\$8,153,575

Fresno's Chaffee Zoo Corporation

Income Statement

@ April 2011

	FY11 Budget	Current Month		Year-to-Date		FY10 Audited		
		Budget	Actual @ 4/30/11	Variance	Budget		Actual @ 4/30/11	Variance
EXPENSES								
OPERATING EXPENSES								
Personnel Expenses								
Administration	\$671,809	\$54,900	\$35,656	\$19,244	\$202,661	\$149,326	\$53,335	\$600,095
Animal	\$1,603,882	\$130,763	\$113,484	\$17,279	\$485,208	\$417,262	\$67,946	\$1,396,938
Education	\$578,910	\$47,423	\$48,841	(\$1,418)	\$175,947	\$154,326	\$21,621	\$520,265
Maintenance/Horticulture	\$661,660	\$56,031	\$45,122	\$10,909	\$204,000	\$155,679	\$48,320	\$582,086
Membership/Development/Marketing	\$409,033	\$33,169	\$26,307	\$6,862	\$123,024	\$94,597	\$28,427	\$308,334
Veterinary	\$199,390	\$16,286	\$15,158	\$1,128	\$60,429	\$54,516	\$5,913	\$154,684
Visitor Services	\$500,519	\$44,044	\$39,387	\$4,657	\$139,208	\$123,741	\$15,467	\$430,521
Total Personnel Expenses	\$4,625,203	\$382,615	\$323,954	\$58,661	\$1,390,477	\$1,149,447	\$241,030	\$3,992,923
Other Expenses								
Advertising	\$297,250	\$25,346	\$28,600	(\$3,254)	\$98,683	\$55,744	\$42,940	\$318,755
Animal Feed	\$237,700	\$19,817	\$16,627	\$3,189	\$79,167	\$77,495	\$1,671	\$221,480
Computer/Software	\$41,180	\$1,525	\$12,213	(\$10,688)	\$23,900	\$17,413	\$6,487	\$28,221
Conservation	\$20,000	\$2,500	\$600	\$1,900	\$3,500	\$3,600	(\$100)	\$29,200
Depreciation	\$233,417	\$17,319	\$13,798	\$3,521	\$69,275	\$55,192	\$14,083	\$154,936
Dues	\$33,450	\$2,783	\$10,525	(\$7,742)	\$11,183	\$10,885	\$298	\$27,171
Equipment	\$135,830	\$9,944	\$11,064	(\$1,120)	\$35,676	\$38,098	(\$2,422)	\$108,166
Fleet	\$38,010	\$3,167	\$2,024	\$1,143	\$12,670	\$19,766	(\$7,096)	\$29,036
Food/Catering	\$71,050	\$1,400	\$3,151	(\$1,751)	\$1,850	\$4,635	(\$2,785)	\$71,702
Insurance	\$145,000	\$12,450	\$9,276	\$3,174	\$57,850	\$67,518	(\$9,668)	\$130,329
Miscellaneous Business	\$10,165	\$840	\$497	\$343	\$3,135	\$1,830	\$1,305	\$6,678
Office Supplies	\$26,315	\$2,204	\$2,001	\$203	\$8,741	\$12,136	(\$3,395)	\$24,469
Postage	\$46,501	\$3,305	\$3,728	(\$423)	\$14,568	\$10,328	\$4,240	\$31,214
Printing	\$90,350	\$5,071	\$8,537	(\$3,466)	\$23,383	\$37,972	(\$14,589)	\$82,281
Repairs and Replacements	\$200,850	\$16,737	\$16,747	(\$10)	\$66,950	\$82,824	(\$15,875)	\$179,044
Service/Bank/Credit Card Fees	\$79,090	\$4,491	\$3,413	\$1,077	\$23,113	\$21,997	\$1,116	\$70,852
Specialized Services	\$476,535	\$42,177	\$66,031	(\$23,854)	\$156,333	\$174,808	(\$18,475)	\$470,389
Staff Development	\$59,774	\$4,231	\$1,052	\$3,179	\$21,425	\$14,023	\$7,401	\$40,849
Supplies	\$231,115	\$17,846	\$20,711	(\$2,866)	\$69,028	\$64,008	\$5,020	\$230,252

Fresno's Chaffee Zoo Corporation

Income Statement

@ April 2011

	Current Month			Year-to-Date			FY10 Audited
	FY11 Budget	Budget	Actual @ 4/30/11	Variance	Budget	Actual @ 4/30/11	
Telephone	\$40,600	\$3,383	\$2,272	\$1,112	\$13,533	\$10,074	\$38,924
Uniforms	\$23,750	\$2,021	\$10,084	(\$8,063)	\$7,583	\$16,827	\$24,400
Utilities	\$400,000	\$33,333	\$23,768	\$9,565	\$133,333	\$94,682	\$367,570
Other	\$100,050	\$7,565	\$5,697	\$1,869	\$29,965	\$19,070	\$56,655
Total Other Expenses	\$3,037,982	\$239,456	\$272,417	(\$32,961)	\$964,844	\$910,926	\$2,742,573
TOTAL OPERATING EXPENSES	\$7,663,185	\$622,071	\$596,371	\$25,700	\$2,355,322	\$2,060,373	\$6,735,495
Capital (Measure Z)							
Capital Expenses	\$100,000	\$8,333	\$16,716	(\$8,383)	\$33,333	\$75,297	\$316,780
Total Capital (Measure Z)	\$100,000	\$8,333	\$16,716	(\$8,383)	\$33,333	\$75,297	\$316,780
TOTAL EXPENSES	\$7,763,185	\$630,404	\$613,087	\$17,317	\$2,388,655	\$2,135,669	\$7,052,275
BEGINNING FUND BALANCE	\$11,454,495	\$11,327,305	\$11,327,305	\$0	\$11,454,495	\$11,454,495	\$10,353,195
NET SURPLUS/(DEFICIT)	\$266,583	\$187,203	\$426,713	\$239,450	\$154,049	\$299,522	\$1,101,300
ENDING FUND BALANCE	\$11,721,078	\$11,514,508	\$11,754,018	\$239,450	\$11,608,544	\$11,754,018	\$11,454,495

Discussion of Financial Results

- **Attendance**

- Attendance for April 2011 was 92,373 compared to 69,618 for the same period last year, an increase of 33%.
- Member attendance for April 2011 was 16,897 compared to 9,958 for the same period last year, an increase of 70%.
- As of April 30, attendance is 10% over the budgeted attendance of 149,000.
- 2011 attendance goal is 443,000.
- 2010 attendance was 443,251.
- 2009 attendance was 418,285.

- **Contracted Revenue**

- Concession revenue for April 2011 was \$28,475 compared to \$33,693 in April 2010, a decrease of 15%. Per cap revenue paid to the zoo for April 2011 was \$.31 compared to \$.48 in April 2010, a decrease of 35%.
- Retail revenue for April 2011 was \$43,568 compared to \$29,435 in April 2010, an increase of 48%. Per cap revenue paid to the zoo in April 2011 was \$0.47 compared to \$0.42 in April 2010, an increase of 12%.

- **Investments**

- Endowment valued at \$3,145,282 at April 30, 2011.
- Cash and investments, excluding endowments, totaling \$6,203,962 at April 30, 2011 compared to \$5,764,818 at March 31, 2011.


- **Accounts Receivable**

- Accounts receivable totaling \$838,206 at April 30, 2011 compared to \$950,039 at March 31, 2011.

- **Measure Z @ 2/28/11**

- Operating Funds balance:
Capital Funds balance:
- | |
|---------------------|
| \$ 3,777,297 |
| <u>\$40,672,022</u> |
| \$44,449,319 |

Fresno Chaffee Zoo Attendance Comparison 2009 - 2011



For Agenda Item 5

Recirculated Draft EIR

NOTICE OF AVAILABILITY OF A RECIRCULATED DRAFT ENVIRONMENTAL IMPACT REPORT

NOTICE IS HEREBY GIVEN that the City of Fresno Development and Resources Management Department has completed an assessment of the possible environmental effects of the following-described project and has determined that recirculation of an Environmental Impact Report (EIR) is appropriate. This determination has been made according to the California Environmental Quality Act (CEQA), the State CEQA Guidelines, and the City of Fresno's CEQA Implementation Procedures.

The Recirculated Draft EIR has identified the following potentially significant effects associated with the proposed project: Cultural Resources, Aesthetics, Biological Resources, Land Use and Public Land Use Policy, Air Quality, Noise, Hydrology and Water Quality, Hazards and Hazardous Materials, and Transportation and Traffic. Where feasible, mitigation measures have been proposed to reduce these impacts to levels of less-than-significant. In addition, the proposed project is not located on a hazardous waste site enumerated under Section 65962.5 of the Government Code. Copies of the Recirculated Draft EIR and all related documents are on file and available to the public through the City of Fresno Development and Resources Management Department located at 2600 Fresno Street, Third Floor, Fresno, CA 93721 and the Fresno County Central Library located at 2420 Mariposa Street, Fresno, Ca 92721. The Recirculated Draft EIR is also available on the City's website at:

<http://www.fresno.gov/pmp>

If your property is rented or leased, we request that you provide your tenant(s) with this notice.

1. **Project Name:** Roeding Regional Park Facility Master Plan and Fresno Chaffee Zoo Facility Master Plan, Fresno, Fresno County, California
2. **Project Description:** The City of Fresno's Roeding Regional Park is located generally between State Route 99 and Golden State Boulevard in the southwest portion of the City of Fresno, Fresno County, California. The 148-acre park is bounded by West Olive Avenue on the north; West Belmont Avenue on the south; Golden State Boulevard and Union Pacific Rail line on the east; and State Route 99 on the west. An area encompassing approximately 8.3 acres of commercial, office, and residential development and public streets south of West Olive Avenue, between SR 99 and North West Avenue, is not within Roeding Regional Park.

The Fresno Chaffee Zoo is in the south-central portion of Roeding Regional Park, Rotary Playland is in the southwest corner, and Rotary Storyland is along the west boundary. The proposed zoo expansion area encompasses 21 acres generally east of the existing zoo, and the proposed Rotary Storyland and Playland expansion area encompasses approximately 2 acres adjacent to the existing boundaries of Rotary Storyland and Playland grounds.

The 148-acre Roeding Regional Park consists of three components: the portion devoted to active and passive recreation areas and the PARCS maintenance yard (123 acres), the Fresno Chaffee Zoo (18 acres), and the Rotary Storyland and Playland facilities (7 acres). The planned expansion of the zoo (by 21 acres) and Storyland and Playland (by 2 acres) would reduce the amount of land for active and passive recreation uses, a decrease from 123 acres currently to 100 acres. These 100 acres would include public recreation/open space (76 acres), parking (9 acres), multiple purpose paths (6 acres), public access roads (5 acres), a non-public access road (2 acres) and a new PARCS maintenance facility (2 acres). Some of the roads and parking included in the active and passive recreation area of Roeding Regional Park would also serve the Fresno Chaffee Zoo and Rotary Storyland and Playland facilities.

The Fresno Chaffee Zoo would expand from 18 acres to 39 acres. The 39 acres would include exhibits (including habitat) (20 acres), landscaping/open space (10 acres), multiple purpose paths (5 acres), buildings (3 acres), non public access roads (1 acre). The Fresno Chaffee Zoo would gain 3 of the 21 additional acres from the PARCS Maintenance Facility, which is presently located adjacent to the northwest boundary of the Chaffee Zoo. The remaining 18 acres will result from the Chaffee Zoo's expansion into an area located in the southeast corner of Roeding Regional Park (the "Expansion Area"). The Expansion Area is presently developed for park use and provides recreational opportunities for the public. The Expansion Area currently includes several groves of trees, roadways, parking spaces, paved walking paths, grasslands, a picnic grove, a horseshoe pit, and water features.

As a result of federal grants accepted pursuant to the Land and Water Conservation Fund, and to comply with Section 6(f)(3) of Public Law 88-578 for the proposed project, the Department of Interior, National Park Service (NPS) through the California Department of Parks and Recreation (CDPR) may require the City to complete an administrative approval process. This federal process includes various steps such as a request from the project sponsor for permission to make modifications to properties funded through Land and Water Conservation Fund in whole or in part consistent with public outdoor uses prescribed in the California Outdoor Recreation plan.

The total area encompassed by Rotary Playland and Storyland would expand from 7 acres to 9 acres. The 9 acres would encompass the existing Rotary Playland and Storyland and small expansion areas adjacent to the boundaries of each facility. Lake Washington and the adjacent public picnic area are considered public recreation open space, although those areas presently about the Fresno Chaffee Zoo, and Rotary Playland and Storyland.

The implementation of the proposed project will require two discretionary approvals by the City of Fresno. These discretionary approvals are as follows: approval of Conditional Use Permit Application No. C-08-186 for the uses proposed in the Fresno Chaffee Zoo Facility Master Plan and the Roeding Regional Park Facility Master Plan, and approval of a conditional use permit application for the proposed Storm Drain Facility. Other subsequent approvals may be required if so decided by the approving agency. These subsequent approvals could include; improvement plans, grading permits, building permits, and landscape plans.

3. **Project Location:** The Roeding Regional Park Facility Master Plan and Fresno Chaffee Zoo Facility Master Plan Project is located between State Route 99 and Golden State Boulevard and bounded by West Olive Avenue to the north and West Belmont Avenue to the south, in the southwest portion of the City of Fresno.
4. **Applicants:** The City of Fresno Parks, After School, Recreation and Community Services Department ("PARCS"); The Fresno Chaffee Zoo Corporation; and Roeding Park Playland and Fresno Storyland.
5. **Lead Agency:** City of Fresno
6. **Contact Person:** Kevin Fabino, Planning Manager, City of Fresno, Development and Resources Management Department, 2600 Fresno Street, Fresno, CA 93721; Phone: 559-621-8046; E-mail; Kevin.Fabino@fresno.gov

PUBLIC COMMENT regarding the proposed project and/or adequacy of the EIR will be accepted in writing on or before June 6, 2011. Comments should be submitted to Planning Manager Kevin Fabino at the mailing address or email address provided above. The period for public review during which the City will receive comments on the Recirculated Draft EIR will begin on April 22, 2011 and end on June 6, 2011.

POSTED: April 22, 2011



D. A. McCosker, President

Steve Harris, Vice President

Dave Thomas, Secretary

For Agenda Item 6

Michael Hester, Treasurer

March 8, 2011

RECEIVED
MAR 09 2011

Catherine Crosby, Coordinator
Fresno County Zoo Authority
2220 Tulare St.
6th Floor
Fresno, CA 93721

FRESNO COUNTY
DEPT. OF
PUBLIC WORKS & PLANNING

Re: Policies and Procedures on Capital Improvement Projects

Dear Ms. Crosby,

The Construction Industry Force Account Council (CIFAC) is a non-profit organization that monitors governmental agencies to ensure they abide by the California Public Contract Code. We represent contractors, contractor organizations and various building trades.

We have recently been contacted by several concerned citizens regarding Measure Z funded projects at the Fresno Chaffee Zoo. After review of the Fresno County Zoo Authority (Authority) and Fresno Chaffee Zoo Corporation (Zoo Corp.) founding documents, it appears that there are currently no bidding procedures in place on capital improvements projects.

We wish to express our concern that there are no checks and balances in the current system to ensure the following:

- The public is getting the best value for every public dollar that is spent
- Zoo projects are performed by licensed, bonded, experienced contractors
- There is protection from misuse of funds

As a matter of good public policy, we urge the Authority, as a public body, to adopt specific bidding and contracting procedures that the Zoo Corp. must follow in order to qualify for Measure Z funds.

We recognize that the Zoo Corp. is a private non-profit entity that may not be subject to the provisions of the California Public Contract Code, however, we feel that because the Authority is a public body, you may be open to potential litigation regarding this matter.


We understand that the first reaction to this proposal may be that this would be an overwhelming project and use of your time and resources. We would suggest to you that the Authority become signatory to the California Construction Cost Accounting Act. This could be accomplished with a resolution and filing with the State Controller's Office. This contracting procedure is easily implemented, simple to follow and accepted throughout the State.

The County of Fresno is a participant of the California Uniform Construction Cost Accounting Act (CUCCAA). This Act allows any public agency to participate at no cost. The bidding threshold is \$30,000, with informal bidding allowed on projects that have a total value that does not exceed \$125,000. Any project with a total value that exceeds \$125,000 must be formally bid with a 14 day advertisement period. (Please refer to the attached CUCCAA F.A.Q's for more information or go to the State Controllers website at www.sco.ca.gov)

We believe that competitive bidding will benefit all parties, the Authority, Zoo Corp., the public, contractors and the animals.

You may contact me at (209) 532-2942 if you should have any further questions or wish to discuss this matter in further detail.

Sincerely,

A handwritten signature in black ink, appearing to read 'mtucker', is written above the typed name.

Michelle Tucker, CIFAC Central Region Representative
mtucker@cifac.org
19815 Rough and Ready Trail
Sonora, CA 95370

Frequently Asked Questions (FAQ)

Uniform Public Construction Cost Accounting Act

Here are answers to questions frequently asked by agencies evaluating the value of options open to them through the **Uniform Public Construction Cost Accounting Act (The Act)**. Aside from the economic benefits, the program provides added conveniences, such as greater freedom in expediting public works projects yet within the spirit of open accountability.

1. What is the Uniform Public Construction Cost Accounting Act?

A program created in 1983 which allows local agencies to perform public project work up to \$30,000 with its own work force if the agency elects to follow the cost accounting procedures set forth in the Cost Accounting Policies and Procedures Manual of the California Uniform Construction Cost Accounting Commission (Commission). The Act is enacted under Public Contracts Code Section 22000 through 22045 (hereafter abbreviated as PCC 22000-22045).

In addition, the Act provides for alternative bidding procedures when an agency performs public project work by contract.

(a) Public projects of \$30,000 or less may be performed by negotiated contract or by purchase order (PCC 22032(a)).

(b) Public projects of \$125,000 or less may be let to contract by the informal procedures set forth in the Act (PCC 22032(b)).

(c) Public projects of more than \$125,000 shall be let to contract by formal bidding procedures (PCC 22032(c)).

Every five years, the Commission shall consider whether there have been material changes in public construction costs and make recommendations to the State Controller regarding adjustments to the bidding procedure monetary limits (PCC 22020). Adjustments should be effective for the fiscal year that commences not less than 60 days following the State Controller's notification to all participating agencies.

2. What are the benefits of the program?

The raised force account limit and informal bidding procedures are two benefits of this program.

Many participants laud the program because it gives them more leeway in the execution of public works projects; has speeded up the awards process; has

Frequently Asked Questions (FAQ)

Uniform Public Construction Cost Accounting Act

improved timeliness of the project completion; has eliminated considerable red tape and cumbersome paperwork relative to advertising and filing of reports; and has simplified administration. Many agencies have encountered only minimal problems with the accounting requirements and the overhead portion. Moreover, where required, the adjustment was relatively simple; most of the required procedures were already actually in place, so there was no noticeable change in the existing operations. For example, the *California Schools Accounting Manual* meets the requirements of the Act for school districts.

3. Is the Uniform Public Construction Cost Accounting Act mandatory for local agencies?

No. The Act is a voluntary program. However, it is available to all local agencies and cities, both general law and charter.

4. How does a local agency become subject to the Act?

The governing body must elect by resolution to become subject to the Act and file a copy of the resolution with the State Controller's Office (PCC 22030)

5. Can a local agency withdraw?

An agency may withdraw by filing a resolution of this election with the State Controller's Office.

6. What is the California Uniform Construction Cost Accounting Commission?

A state commission created under the Act (PCC 22010). It consists of fourteen (14) members: thirteen (13) members are appointed by the State Controller and one is a designated member of the Contractors' State License Board. Seven members represent the public sector (counties, cities, school districts, and special districts). Seven members represent the private sector (public works contractors and unions). The Commission members receive no salary, but are eligible for reimbursement of their direct expenses related to the Commission. The Commission is responsible for administration of the Act. The State Controller provides limited staff and other support to the Commission (PCC 22015(a)).

7. What are the Uniform Public Construction Cost Accounting Procedures?

These cost accounting procedures were developed by the Commission. They are to be used to estimate costs for determining if a public project is required to be bid

Frequently Asked Questions (FAQ)

Uniform Public Construction Cost Accounting Act

out and to capture and record actual costs when a public project is performed by the agency's own work force. The procedures follow normal accounting in the industry and in many cases are not much different from those already in place at the agency.

- 8. Are the cost accounting policies and procedures applicable for agencies whose work force only performs maintenance tasks as defined in the Act and whose public projects are all contracted out?**

The cost accounting policies and procedures are only applicable for agencies that perform public project work by force account. This does not exclude from the program agencies whose public projects are all contracted out. In fact, they might want to review the benefits available and elect to participate now in the event conditions change at some time in the future.

- 9. Can a local agency disqualify or exclude certain contractors from the Qualified Contractors List required pursuant to PCC 22034(a)?**

Agencies may disqualify contractors from the Qualified Contractors List required pursuant to PCC 22034(a).

- 10. Must a local agency: (1) Notify contractors pursuant to PCC 22034(b) if the contractor is believed not to have the skills, credentials, or experience to perform the work? (2) Consider bids submitted if the agency believes the contractor does not have the skills, credentials, or experience to perform the work?**

(1) If a contractor is on the Qualified Contractors List (PCC 22034(b)), the contractor must be notified by the agency of public projects for which he is licensed to perform.

(2) All bids received from qualified contractors must be considered.

- 11. Does the Act allow flexibility in cases of great emergency and when repair or replacements are necessary to permit the continued conduct of the operations or services of a public agency?**

PCC 22035 provides that in cases of great emergency the governing body may, by majority vote, proceed without adopting plans and giving notice to bids to let contracts. In addition, this section provides that the governing body may delegate

Frequently Asked Questions (FAQ)

Uniform Public Construction Cost Accounting Act

to the appropriate agency manager the power to declare an emergency and/or proceed with repairs or replacements without approval by the board.

PCC 22050 provides contracting procedures without giving notice for bids to let contracts for these emergencies.

12. Do the alternative bidding procedures apply only to public projects as defined in PC 22002(c) or can they be used for the following types of items:

(1) Maintenance work to be performed by contract?

(2) Purchase of heavy equipment?

(3) Purchase of materials?

(1) Pursuant to PCC 22003, a participating agency may use the alternative bidding procedures on maintenance work as defined in PC 22002(d), items 1-5. PCC 22003 is permissive and agencies can continue to exclude maintenance from the alternative bidding procedures. However, if an agency misclassifies a project (\$30,000 or more) as maintenance and therefore, does not use the applicable bidding procedures, a review by the Commission may be conducted pursuant to PCC 22042(c).

(2) No

(3) Yes if consumed on a public contract subject to and defined by the policies and procedures manual.

13. What will membership in the Act cost my agency?

At the present, no required membership fees or dues are assessed. However, the Commission has only received direct state funding for a short period of its history. The State has indicated that the participating agencies, contractors, and unions that benefit from the Commission should be responsible for its funding. Therefore, in November 2004, the Commission asked member agencies, contractor's associations, and construction related unions for voluntary donations to support the Commission. There may be additional requests for voluntary support. Any mandatory fees or dues would require legislation and would be for a nominal amount.

An agency with no or antiquated cost accounting may need to invest in a system that will satisfy the relatively simple cost accounting procedures of the program.

Frequently Asked Questions (FAQ)

Uniform Public Construction Cost Accounting Act

Considering the many benefits over the long run, the program deserves consideration.

14. What are the most common concerns?

There are three leading areas of expressed concern and mostly all are quickly alleviated when addressed properly. These are:

- (1) Cost accounting policies and procedures;
- (2) Informal bidding procedures;
- (3) Accounting review procedures.

The cost accounting requirements follow those common to the construction industry. The informal bidding up to \$125,000 is seen by the agencies as an asset enhancing project completion. Maintenance of a Qualified Contractor Bid List is routine, since interested contractors make it a point to be included on the list. While a review could potentially hold up a project for 30 days pursuant to PCC 22043, formal complaints have been rare in the Commission's history.

15. Does an agency have to calculate an overhead rate in order to apply the accounting procedures?

Cities with populations of less than 75,000 may use an overhead rate of 20% of all direct costs in lieu of the overhead rate calculation specified in Section VI of the Cost Accounting Policies and Procedures Manual. Cities with a population of more than 75,000, counties, special districts, and school districts may use an overhead rate of 30% of all direct costs, in lieu of a calculated rate.

16. When a local entity opts into the Act, does the Act supercede other contracting legal requirements such as statutory requirements for performance bonds, prevailing wages, and certificates of insurance, etc?

The Act only supercedes the bidding procedures used once a public agency has adopted a resolution and notified the Controller. All other contracting requirements are applicable whether or not a public entity opts into the Act.

Frequently Asked Questions (FAQ)

Uniform Public Construction Cost Accounting Act

The specific mention of bidding procedures emphasizes the omission of other statutory requirements (such as bond payments, prevailing wages, etc) and implies that their applicability is found in specific statutory provisions rather than the Act.

Therefore, the Act does not supercede other contracting requirements for performance bonds, prevailing wages, and certificates of insurance, etc.

17. Does an agency by opting into the Act automatically bring

(1) All departments of the agency into the Act?

(2) Districts under control of the governing board into the Act?

(1) When a local agency elects to become subject to the uniform construction cost accounting procedures, the entire entity is considered subject to the Act and no departments will be exempt.

(2) Special Districts, which are governed by a board of supervisors or city council, are only subject if a separate election is made.

Additional inquiries and questions can be directed to:

**State Controller's Office
Division of Accounting and Reporting
Local Government Policies Section
3301 C Street, Suite 500
Sacramento CA, 95816**

**Alice Fong at (916) 323-2372; afong@sco.ca.gov
Bob Stonehouse at (916) 327-2289; bstonehouse@sco.ca.gov**



DATE: May 25, 2011

TO: Fresno County Zoo Authority Board

FROM: Jamie Flaherty, Zoo Authority Accountant

SUBJECT: Zoo Authority Administrative Budget for Fiscal Year 2011-12

RECOMMENDED ACTION:

Approve estimated revenues and authorize appropriations for the 2011-2012 budget year.

ALTERNATIVE ACTION:

An alternative action is to use the Zoo Authority's Net Assets which were \$756,634 as of April 30, 2011.

DISCUSSION:

Although economic recovery is occurring throughout the country, California's economic recovery has been somewhat lackluster. As a result, our projected revenues for FY 2011-12 have been estimated to be equal to the current year actual revenues. This will result in total allocations of \$192,130 to Zoo Authority.

Also, due to a wide fluctuation in current year pooled interest rates we estimate that interest revenues will be slightly less than last year.

Expenditure appropriations remain the same for Other Services and Supplies while Professional and Specialized Services have increase \$3,292 over the current budget year. For the most part, this is due to an increase in personnel benefits.

FISCAL IMPACT:

There are sufficient revenues and proposed appropriations to cover the cost associated with Zoo Authority administration.



Fiscal Year 2011-12 Budget Proposal

Jamie Flaherty
Zoo Authority Accountant
May 25, 2011

Summarized Proposed Budget VS Prior Year Adopted Budget

Fiscal Summary

Revenues

Measure Z Administration (2%)		
Interest	\$ 192,130	\$ 170,605
	12,500	14,000
Total Revenues	\$ 204,630	\$ 184,605

Appropriations

Professional & Specialized Services	\$ 129,584	\$ 126,292
Other Services & Supplies	18,750	18,750
Contingency	56,296	39,563
Total Appropriations	\$ 204,630	\$ 184,605

Revenue in Excess of Appropriations

\$ - \$

Contracted FTE (Based on 2080 hrs):

0.87 0.87

Revenue Forecast

	PRIOR YR			CURRENT FISCAL YEAR			FISCAL YEAR	
	2008-2009	2009-2010		2010-2011			2011-12	
	ACTUAL TAX RECEIPTS	ACTUAL TAX RECEIPTS	ADOPTED BUDGET TAX RECEIPTS	ACTUAL & ESTIMATED TAX RECEIPTS	ADOPTED TO ACTUAL/ESTIMATED VARIANCE	REVENUE ESTIMATE MEASURE Z ZA (2%)		
July	\$ 813,500	\$ 671,700	\$ 638,115	\$ 659,300	\$ 21,185 3.32%	\$ 659,300	\$ 13,186	
August	1,084,700	885,300	841,035	857,600	16,565 1.97%	857,600	17,152	
September	930,087	810,940	770,393	895,691	125,298 16.26%	895,691	17,914	
October	792,200	678,000	644,100	677,000	32,900 5.11%	677,000	13,540	
November	1,056,300	743,300	706,135	879,500	173,365 24.55%	879,500	17,590	
December	872,815	971,061	922,508	932,350	9,842 1.07%	932,350	18,647	
January	766,900	719,900	683,905	710,700	26,795 3.92%	710,700	14,214	
February	841,000	944,000	896,800	919,900	23,100 2.58%	919,900	18,398	
March	959,801	628,563	597,135	821,859	224,724 37.63%	821,859	16,437	
April	652,000	594,300	564,585	618,400	53,815 9.53%	618,400	12,368	
May*	860,800	847,200	684,466	817,100	132,635 19.38%	817,100	16,342	
June*	730,781	821,511	581,081	817,100	236,019 40.62%	817,100	16,342	
Total	\$ 10,360,894	\$ 9,315,775	\$ 8,530,257	\$ 9,606,500	\$ 1,076,243 11.20%	\$ 9,606,500	\$ 192,130	
Estimated Interest Revenue (based on PY actuals)							12,500	
Total Projected Revenue							\$ 204,630	

* Estimated Measure Z tax receipts for May through June 2011 Estimate for FY2011-12 is based on a flat growth rate.

Revenue Forecast

- Total estimated and actual Measure Z revenues are projected to be \$9,606,500 resulting in a 192,130 allocation to Zoo Authority.
- Revenues for fiscal year 2011-12 are projected at a zero % growth rate and will reflect the 2011 expected totals of \$9,606,500. This provides \$192,130 for Zoo Authority operations.
- Interest revenues were determined by an analysis of the County of Fresno's investment pool rates, cash balances and prior year averages of interest receipts.

Draft Administrative Budget- Detail

Account	Account Description	Recommended Appropriations 2011-12
7040	Telephone Charges	\$ 500
7250	Memberships	1,000
7265	Office Expense	6,000
7268	Postage	1,500
7287	PeopleSoft Financials Charges	750
7295	Professional & Specialized Services	129,584
7296	Data Processing Services	3,000
7325	Publications & Legal Notices	1,000
7415	Trans, Travel & Education	5,000
	Total Services and Supplies	148,334
	Contingency	56,296
	Total Contingency	56,296
	Total Appropriations	\$ 204,630

Professional Services Detail

Title	Budget		Estimated Rates	FY11-12	
	Hours			Budget	Budget
Coordinator	701		61	\$	42,761
Office Assistant	55		39		2,145
Senior Accountant	395		79		31,205
Accountant II	516		69		35,604
A & F Division Chief	2		80		160
Sup. Accountant	95		84		7,980
County Counsel	36		119		4,284
Audit Fees					5,445
	1,800			\$	129,584

Professional & Specialized Services (\$)

- All 7000 series budget-appropriations, except for account 7295 (Professional & Specialized Services), were brought forward from the prior year and recommended for fiscal year 2011-12.
- The recommended appropriations for account 7295 for fiscal year 2011-12 are \$129,584 which is greater than last year by \$3,292, or, 2.61%.
 - This growth is composed of increases in personnel benefits and an expected increase in fees for the annual financial audit. Total budgeted hours remain the same as the prior year at 1800.

Fiscal Year 11-12 Budget Approval

- Motion to approve the budget as recommended or subject to changes discussed during board meeting (if applicable).

Fresno County Zoo Authority

Meeting Calendar

<p><u>January</u></p> <p>Su Mo Tu We Th Fr Sa</p> <p>1</p> <p>2 3 4 5 6 7 8</p> <p>9 10 11 12 13 14 15</p> <p>16 17 18 19 20 21 22</p> <p>23 24 25 26 27 28 29</p> <p>30 31</p>	<p><u>February</u></p> <p>Su Mo Tu We Th Fr Sa</p> <p>1 2 3 4 5</p> <p>6 7 8 9 10 11 12</p> <p>13 14 15 16 17 18 19</p> <p>20 21 22 23 24 25 26</p> <p>27 28</p>	<p><u>March</u></p> <p>Su Mo Tu We Th Fr Sa</p> <p>1 2 3 4 5</p> <p>6 7 8 9 10 11 12</p> <p>13 14 15 16 17 18 19</p> <p>20 21 22 23 24 25 26</p> <p>27 28 29 30 31</p>
<p><u>April</u></p> <p>Su Mo Tu We Th Fr Sa</p> <p>1 2</p> <p>3 4 5 6 7 8 9</p> <p>10 11 12 13 14 15 16</p> <p>17 18 19 20 21 22 23</p> <p>24 25 26 27 28 29 30</p>	<p><u>May</u></p> <p>Su Mo Tu We Th Fr Sa</p> <p>1 2 3 4 5 6 7</p> <p>8 9 10 11 12 13 14</p> <p>15 16 17 18 19 20 21</p> <p>22 23 24 25 26 27 28</p> <p>29 30 31</p>	<p><u>June</u></p> <p>Su Mo Tu We Th Fr Sa</p> <p>1 2 3 4</p> <p>5 6 7 8 9 10 11</p> <p>12 13 14 15 16 17 18</p> <p>19 20 21 22 23 24 25</p> <p>26 27 28 29 30</p>
<p><u>July</u></p> <p>Su Mo Tu We Th Fr Sa</p> <p>1 2</p> <p>3 4 5 6 7 8 9</p> <p>10 11 12 13 14 15 16</p> <p>17 18 19 20 21 22 23</p> <p>24 25 26 27 28 29 30</p> <p>31</p>	<p><u>August</u></p> <p>Su Mo Tu We Th Fr Sa</p> <p>1 2 3 4 5 6</p> <p>7 8 9 10 11 12 13</p> <p>14 15 16 17 18 19 20</p> <p>21 22 23 24 25 26 27</p> <p>28 29 30 31</p>	<p><u>September</u></p> <p>Su Mo Tu We Th Fr Sa</p> <p>1 2 3</p> <p>4 5 6 7 8 9 10</p> <p>11 12 13 14 15 16 17</p> <p>18 19 20 21 22 23 24</p> <p>25 26 27 28 29 30</p>
<p><u>October</u></p> <p>Su Mo Tu We Th Fr Sa</p> <p>1</p> <p>2 3 4 5 6 7 8</p> <p>9 10 11 12 13 14 15</p> <p>16 17 18 19 20 21 22</p> <p>23 24 25 26 27 28 29</p> <p>30 31</p>	<p><u>November</u></p> <p>Su Mo Tu We Th Fr Sa</p> <p>1 2 3 4 5</p> <p>6 7 8 9 10 11 12</p> <p>13 14 15 16 17 18 19</p> <p>20 21 22 23 24 25 26</p> <p>27 28 29 30</p>	<p><u>December</u></p> <p>Su Mo Tu We Th Fr Sa</p> <p>1 2 3</p> <p>4 5 6 7 8 9 10</p> <p>11 12 13 14 15 16 17</p> <p>18 19 20 21 22 23 24</p> <p>25 26 27 28 29 30 31</p>

Holidays and Observances:

Jan 1	New Year's Day	May 30	Memorial Day	Nov 24	Thanksgiving Day
Jan 17	Martin Luther King Day	Jul 4	Independence Day	Nov 25	Fresno Co Holiday
Feb 21	Presidents' Day	Sep 5	Labor Day	Dec 25	Christmas Day
Mar 31	César Chávez Day (CA)	Nov 11	Veterans Day	Dec 26	Christmas Day observed
Apr 24	Easter Sunday				

FRESNO'S CHAFFEE ZOO CORPORATION
General Meeting of the Board of Directors
Fresno Chaffee Zoo Education Building
January 13, 2011 5:31pm

Present	Absent	Public	Staff
Colin Dougherty	Sieg Fisher	Marie Slater	Scott Barton
Sharon Levy			Adrienne Castro
Sheri Manning-Cartwright			Lisa Condoian
Brenda Nelson *2011			Brian Goldman
George Nokes			Terri Mejorado
Tom Richards			Andy Snider
Shari Rainwater			
	Craig Saladino		
Tom Templeton			
John Valentino			

Meeting called to order at 5:31 p.m. Roll call; Directors Dougherty, Levy, Manning-Cartwright (5:36pm), Nelson, Nokes, Richards, Rainwater, Templeton and Valentino present. Directors Fischer and Saladino were absent.

Discuss and consider minutes: Director Templeton made a motion to accept the minutes as written. Director Rainwater seconded. All in favor. None opposed. Motion carried.

Chair Report: Director Dougherty welcomed Brenda Nelson 2011 incoming Board Member. Director Dougherty presented former Director Slater with a service award thanking her for her time and service to the Fresno's Chaffee Zoo Corporation Board. Ms. Slater stated it was a pleasure and honor to serve on the board.

CEO Report: CEO Barton stated the final attendance for 2010 was over 443,000 the highest attendance since 1991. CEO Barton stated the Environmental Impact Report Draft will be going before the Planning Commission on January 26, 2011 at 6:00 p.m. CEO Barton encouraged all zoo supporters to attend. CEO Barton further stated there has been lots of support from throughout the Valley. CEO Barton was pleased to report the baby orangutans continue to thrive with their mothers further stating this has been a remarkable success story and the keeper staff has done a great job. CEO Barton stated the brochures for the Sea Lion Cove exhibit would be available soon. CEO Barton stated despite the extremely wet December, Zoo Lights was extremely successful with an attendance of 13,113 which was an increase over 2009 of 110%.

Committee Reports: None.

Conflict of Interest Statement: Director Dougherty stated the board needed to approve the Conflict of Interest Statement. Director Dougherty called for any comment from the board members. Director Templeton asked if one of the changes was moving the Director of Finance or Chief Financial Officer to Category 1. Assistant Board Secretary Lisa Condoian stated it was a recommended change from our legal review process. Director Valentino made a motion to accept the Conflict of Interest statement as written. Director Nokes seconded. All in favor. None opposed. Motion carried. Assistant Board Secretary Lisa Condoian polled each board member present; Directors Dougherty, Levy, Manning-Cartwright, Nelson, Nokes, Rainwater, Richards, Templeton and Valentino saying aye. Directors Fischer and Saladino were absent.

Report by Director of Finance and Administration: Mr. Goldman reviewed the financial statement with the board. Mr. Goldman stated Fresno Chaffee Zoo Corporation / Fresno Chaffee Zoo would begin their annual audit within the next couple of months.

Public Comment. This time is set-aside for the public to comment on any item within the jurisdiction of the Board, but not appearing on the agenda. Items presented under public comment may not be discussed or acted upon by the Board at this time. For items appearing on the agenda, the public is invited to comment at the time the item is called for consideration by the Board. Any person addressing the Board under public comment will be limited to a 3-minute presentation to insure that all interested parties have an opportunity to speak. Please state your name and address for the record:

Director Dougherty called for any public comment

Rea Rich, Zoo Docent asked if the master plan would be included in our Association of Zoos and Aquariums upcoming accreditation inspection. CEO Barton stated the inspection team would look at the plan but the focus of the inspection would be on the zoo as is.

Board questions and comments: Director Templeton congratulated the Marketing Department for almost making the 10,000 household membership level. Director Dougherty stated the media about the zoo has been good and the zoomobile has increased in presentations.

Adjournment: Director Dougherty called for a motion to adjourn. Director Rainwater so moved Director Templeton seconded. All in favor. None opposed. Adjournment at 5:50 pm.

Respectfully submitted by: Lisa Condoian, Assistant Board Secretary
Fresno Chaffee Zoo Corporation