



FRESNO COUNTY ZOO AUTHORITY MEETING

9:00 am, Wednesday, January 25, 2012

Fresno County Employees' Retirement Association

1111 H Street, Fresno, CA 93721

(559) 457-0681

AGENDA

1. Call to Order by Chairman Paul Clark

2. Nominations and election of 2012 Chair and Vice Chair

3. Public Comments

This time is made available to receive comments from the public on matters within the Board's jurisdiction that are not on the Agenda. Attention is called to the fact that the Board is prohibited from taking any action on matters that are not on the Agenda. Time will be made available for comments from the public for each item on the Agenda. In order to accurately record the minutes, members of the public are asked to speak only from the podium. Before beginning comments, please state for the record your name and affiliation, if any.

4. Consent Agenda

These matters are routine in nature and are usually approved by a single vote. Prior to action by the Board, the public will be given the opportunity to remove any item from the Consent Calendar. Items removed from the Consent Calendar may be heard immediately following approval of Consent Calendar.

A. Review and approve minutes of November 30, 2011

B. Review and approve payment of County of Fresno invoice for Professional and Specialized Services in the amount of \$40,794.14 for November and December 2011

C. Approve Treasurer's Reports for November and December 2011

5. Receive Fresno Chaffee Zoo Director's report

6. Receive Fresno Chaffee Zoo Treasurer's report for the months of November and December 2011

7. Approve Fresno's Chaffee Zoo Corporation 2012 Measure Z Operating Budget of \$3,449,880 for personnel and bank fees.
8. Approve Fresno's Chaffee Zoo Corporation 2012 Measure Z Capital Budget of \$595,120 for renovations to existing exhibits, a digital x-ray system, animal acquisition and transportation, and bank fee reimbursement of 12 Capital claims.
9. Fresno County Zoo Authority 201-12 annual budget
 - a. Approve transfer of \$56,296 within the FY 2011-12 Zoo Authority Administrative Organization 9810 budget from Appropriations for Contingencies to Professional and Specialized Services;
 - b. Approve increase of the FY 2011-12 appropriations and estimated revenues in the Zoo Authority Administrative Organization 9810 budget in the amount of \$10,000.
10. Receive staff reports
11. Set next meeting date. Available dates include:

Wednesday, February 29, 2012

Wednesday, March 28, 2012

Wednesday, April 25, 2012
12. Chair's comments
13. Board Member comments
14. Adjournment

All supporting documentation is available for public review in the office of the Fresno County Zoo Authority, 2220 Tulare Street, 6th Floor, Fresno, 93721, during regular business hours.

For further information, please contact Catherine Crosby, Zoo Authority Coordinator, at 600-4305, email zooauthority@co.fresno.ca.us, or visit www.zooauthority.org.

Requests for disability-related modification or accommodation needed in order to participate in the meeting must be made to the Zoo Authority Coordinator no later than 9:00 a.m. on the day prior to the meeting.



FRESNO COUNTY ZOO AUTHORITY MEETING

9:00 am, Wednesday, November 30, 2011

Fresno County Employees' Retirement Association

1111 H Street, Fresno, CA 93721

(559) 457-0681

ACTION SUMMARY MINUTES

1. Call to Order by Vice Chairman John Gray

VICE-CHAIRMAN GRAY CALLED THE MEETING TO ORDER AT 9:03 AM. A QUORUM OF MEMBERS JOHN GRAY, GERALD LYLES, KENT STRATFORD, AND RALPH WATERHOUSE WERE PRESENT. CHAIRMAN PAUL CLARK, MEMBERS PAUL TOSTE AND ASHLEY SWEARENGIN WERE ABSENT.

2. Public Comments

This time is made available to receive comments from the public on matters within the Board's jurisdiction that are not on the Agenda. Attention is called to the fact that the Board is prohibited from taking any action on matters that are not on the Agenda. Time will be made available for comments from the public for each item on the Agenda. In order to accurately record the minutes, members of the public are asked to speak only from the podium. Before beginning comments, please state for the record your name and affiliation, if any.

HELD; RECEIVED COMMENTS FROM ROEDING FAMILY COUNSEL RICHARD HARRIMAN, AND CITIZENS LISA FLORES AND JOAN LE ROUX.

3. Consent Agenda

These matters are routine in nature and are usually approved by a single vote. Prior to action by the Board, the public will be given the opportunity to remove any item from the Consent Calendar. Items removed from the Consent Calendar may be heard immediately following approval of Consent Calendar.

A. Review and approve minutes of September 28, 2011

B. Review and approve payment of County of Fresno invoice for Professional and Specialized Services in the amount of \$26,013.84 for September and October 2011

C. Approve Treasurer's Reports for September and October 2011

APPROVED; GL/KS - PC & AS ABSENT - VOTE 5 AYES, 0 OPPOSED. MEMBER TOSTE ARRIVED AT 9:11 AM.

4. Receive Fresno County Zoo Authority audit report from Price, Paige and Company

RECEIVED; MEMBER SWEARENGIN ARRIVED AT 9:20 AM

FAUSTO HINOJOSA OF PRICE PAIGE AND COMPANY PRESENTED THE AUDIT REPORT, AND EXPRESSED HIS APPRECIATION FOR THE ASSISTANCE OF FRESNO COUNTY AND AUTHORITY STAFF.

PUBLIC COMMENTS WERE RECEIVED FROM JOAN LE ROUX AND LISA FLORES.

5. Approve final draft of Zoo Authority 2010-11 annual report

APPROVED WITH CORRECTIONS; GL/KS - PC ABSENT - 6 AYES, 0 OPPOSED - PC ABSENT

BOARD COORDINATOR CATHY CROSBY PRESENTED THE DRAFT AND PRAISED GINA BARR, COUNTY OF FRESNO GRAPHIC ARTIST ON HER EXCELLENT WORK ON THE REPORT.

6. Receive Fresno Chaffee Zoo Treasurer's report for the months of September and October 2011.

RECEIVED - PC ABSENT FRESNO CHAFFEE ZOO DIRECTOR OF FINANCE BRIAN GOLDMAN PRESENTED THE FINANCIAL REPORTS, AND HIGHLIGHTED THE EXCELLENT ATTENDANCE AND REVENUE FIGURES THAT WERE WELL AHEAD OF PROJECTIONS.

PUBLIC COMMENTS WERE RECEIVED FROM JOAN LE ROUX AND RICHARD HARRIMAN.

7. Receive Fresno Chaffee Zoo Director's reports

RECEIVED - PC ABSENT CHAFFEE ZOO DIRECTOR SCOTT BARTON REPORTED THAT ATTENDANCE WAS 12% AHEAD OF LAST YEAR; ZOO BOO INCREASED ABOUT 25%; AND THE FIRST WEEKEND OF ZOO LIGHTS WAS 30% GREATER THAN LAST YEAR.

MR. BARTON REPORTED THAT SEA LION COVE IS ON SCHEDULE AND ON BUDGET, AND AT THE VERY MOMENT, THE ACRYLIC UNDERWATER VIEWING PANEL WAS BEING INSTALLED. IN DECEMBER, THEY WOULD START TESTING IT FOR LEAKS. HE PRAISED THE LOCAL SUBCONTRACTORS THAT WERE BEING USED, AND STATED THAT THEY WERE VERY TALENTED AND SOME OF THE BEST THAT HE HAD EVER WORKED WITH.

MR. BARTON REPORTED THAT THE AFRICA EXHIBIT IS IN THE INITIAL DESIGN PHASES, AND THEY ARE IN CONTACT WITH BOTH STATE AND FEDERAL AGENCIES. THE ZOO HAS ALSO BEEN MEETING WITH THE CITY OF FRESNO REGARDING PARKS IMPROVEMENTS; STORM WATER DRAINAGE, FIBER OPTICS

AND ELECTRICAL IMPROVEMENTS, AND THE SHARING OF COSTS. THIS WILL ADDRESSED IN A FUTURE ZOO AUTHORITY MEETING.

PUBLIC COMMENT WAS RECEIVED FROM JOAN LE ROUX.

8. Adopt Resolution regarding Fresno's Chaffee Zoo Corporation capital projects bid policy.

APPROVED – GL/RW, PC ABSENT; 6 AYES, 0 OPPOSED BOARD COUNCIL ZACK REDMOND LED THE DISCUSSION. MICHELLE TUCKER, CONSTRUCTION INDUSTRY FORCE ACCOUNT COUNCIL CENTRAL REGION REPRESENTATIVE, JOAN LE ROUX, MR. LARSON, COUNCIL FOR THE CHAFFEE ZOO, AND LISA FLORES ALSO ADDRESSED THE BOARD.

9. Discuss and provide direction to staff regarding the selection of independent auditor for fiscal years 2012, 2013, and 2014. Based on direction provided, staff will return to the Board in the future with a Board Agenda Item and contract for your approval.

HEL - PC ABSENT MEMBER LYLES ABSTAINED FROM THE DISCUSSION. JEFF BLANKS, BOARD ACCOUNTANT, LED THE DISCUSSION INFORMING THE BOARD THAT THE CONTRACT WITH PRICE PAIGE AND COMPANY IS ENDING. STAFF WAS DIRECTED TO CONTINUE WITH THE COST-EFFECTIVE CHOICE TO PIGGYBACK ON THE COUNTY OF FRESNO'S CONTRACT.

10. Receive staff reports

NO STAFF REPORTS

11. Future meeting dates

- a. Adopt 2012 calendar of reserved meeting dates
b. Set next meeting date. Available dates include:

Wednesday, December 28, 2011

Wednesday, January 25, 2012

Wednesday, February 29, 2012

APPROVED 2012 CALENDAR OF RESERVED MEETING DATES, AND HOLDING THE NEXT REGULAR MEETING ON WEDNESDAY, JANUARY 25, 2012. JG/PT, PC ABSENT - VOTE 6 AYES, 0 OPPOSED

12. Chair's comments

HELD, NO COMMENTS RECEIVED

13. Board Member comments

HELD, NO COMMENTS RECEIVED

14. Adjournment

THERE BEING NO FURTHER BUSINESS BEFORE THE BOARD, VICE-CHAIRMAN JOHN GRAY ADJOURNED THE MEETING AT 10:14 AM.



Invoice for Professional Services in Support of the Zoo Authority
Billing Hours and Expenses for November and December 2011

Invoice Number 1112-ZOO-012512

January 25, 2012

TO: Zoo Authority Board
c/o County of Fresno
2220 Tulare St, 6th Floor MS 214
Fresno, CA 93721

Department / Title	Hours	Rate	Cost	Fiscal Year '11
<i>Financial Reporting & Audits</i>				
<i>Supervising Accountant</i>	90.65	\$83.75	\$7,607.19	
<i>Senior Accountant</i>	58.50	78.54	4,530.35	
<i>Accountant II</i>	150.65	69.13	17,928.31	
<i>Public Works & Planning</i>				
<i>Analyst III</i>	103.40	60.16	6,220.55	
<i>Office Assistant</i>	1.00	25.83	25.83	
<i>County Counsel</i>				
<i>Deputy County Counsel</i>	52.50	113.00	4,463.50	
Professional Services Total	567.20		\$40,775.73	\$96,140.97
<i>Office Expenses</i>				
<i>Copies and Supplies</i>			18.41	
Office Expense Total			\$18.41	\$413.57
Invoice Total			\$40,794.14	\$96,554.54



**Fresno County Zoo Authority
Treasurer's Report
Unaudited Cash Basis
For the Month Ended November 30, 2011**

Summary of Measure Z Proceeds			
Tax Proceeds Received:			
- Measure Z - Sales Tax Proceeds		\$	878,500.00
Tax Proceeds Allocated:			
- Allocation to Zoo Authority Fund (2%)			17,570.00
- Allocation to Trust Fund for Operations and Capital Projects (98%)			860,930.00
Total Proceed Allocations		\$	878,500.00
Cash Balance by Fund			
Zoo Authority Fund >> Administrative Fund 2%			
Beginning Cash Balance		\$	751,786.69
Receipts: - Measure Z Sales Tax Proceeds			17,570.00
Disbursements - PeopleSoft Charges			(19.76)
Net Increase/(Decrease) to Cash			17,550.24
Ending Cash Balance - Zoo Authority Administrative Fund		\$	769,336.93
Trust Fund for FCZC Operations and Capital Projects 98%			
Beginning Cash Balance		\$	48,642,431.81
>> Operations Fund			
Beginning Cash Balance			3,603,532.04
Receipts: - Measure Z Sales Tax Proceeds			286,976.67
Disbursements - No Operations claims processed in November			-
Net Increase/(Decrease) to Cash			286,976.67
Ending Cash Balance - Available for Operations		\$	3,890,508.71
>> Capital Facilities Project Fund			
Beginning Cash Balance		\$	45,038,899.77
Receipts: - Measure Z Sales Tax Proceeds			573,953.33
Disbursements - FCZC Capital Projects Claim #2011-2C dated 10/10/11			(383,579.96)
- FCZC Capital Projects Claim #2011-3C dated 10/27/11			(609,158.74)
Wire Fee			(20.00)
Net Increase/(Decrease) to Cash			(418,805.37)
Ending Cash Balance - Available for Capital Projects			44,620,094.40
Ending Balance Available for Operations and Capital Projects		\$	48,510,603.11
Total Interest Received During the Month			-

By Staff _____ Date _____

Accepted _____ Date _____

* Interest receipts are recorded in the month received rather than in the month earned and were calculated on an annual percentage rate of 1.436 as of June 30, 2011.




Fresno County Zoo Authority

SUMMARY OF MEASURE Z SALES TAX PROCEEDS

							CURRENT FISCAL YEAR			
	2005-2006	2006-2007	2007-2008	2008-2009	2009-2010	2010-2011	2011-2012			
	ACTUAL	ACTUAL	ACTUAL	ACTUAL	ACTUAL	ACTUAL	BUDGETED	ACTUAL	BUDGET TO ACTUAL	
	TAX RECEIPTS	TAX RECEIPTS	TAX RECEIPTS	TAX RECEIPTS	TAX RECEIPTS	TAX RECEIPTS	TAX RECEIPTS	TAX RECEIPTS	VARIANCE	
July	\$ 700,400	\$ 671,500	\$ 819,900	\$ 813,500	\$ 671,700	\$ 659,300	\$ 659,300	\$ 719,800	\$ 60,500	9.18%
August	933,800	895,400	1,093,200	1,084,700	885,300	857,600	857,600	921,200	63,600	7.42%
September	764,524	1,453,498	1,060,279	930,087	810,940	895,691	895,691	1,057,603	161,912	18.08%
October	705,400	679,300	853,500	792,200	678,000	677,000	677,000	694,100	17,100	2.53%
November	940,500	1,471,000	1,138,000	1,056,300	743,300	879,500	879,500	878,500	(1,000)	-0.11%
December	1,324,459	1,047,118	827,112	872,815	971,061	932,350	932,350			
January	676,000	813,700	831,200	766,900	719,900	710,700	710,700			
February	901,300	1,081,800	1,108,200	841,000	944,000	919,900	919,900			
March**	1,319,000	905,577	762,907	959,801	628,563	821,858	821,859			
April	678,900	748,000	689,000	652,000	594,300	618,400	618,400			
May	905,200	997,300	932,000	860,800	847,200	876,500	817,100			
June	1,113,269	900,178	1,026,580	730,781	821,511	963,040	817,100			
Total	\$ 10,962,752	\$ 11,664,371	\$ 11,151,878	\$ 10,360,884	\$ 9,315,775	\$ 9,811,839	\$ 9,606,500	\$ 4,271,203	\$ 302,112.00	9.78%

TOTAL MEASURE Z PROCEEDS FROM INCEPTION \$ 68,240,555.10



**Fresno County Zoo Authority
Treasurer's Report
Unaudited Cash Basis
For the Month Ended December 31, 2011**

Summary of Measure Z Proceeds			
Tax Proceeds Received:			
- Measure Z - Sales Tax Proceeds**		\$	-
Tax Proceeds Allocated:			
- Allocation to Zoo Authority Fund (2%)			-
- Allocation to Trust Fund for Operations and Capital Projects (98%)			-
Total Proceed Allocations		\$	-
Cash Balance by Fund			
Zoo Authority Fund	>> Administrative Fund	2%	
	Beginning Cash Balance	\$	769,336.93
Receipts:	- Measure Z Sales Tax Proceeds		-
	- Interest Received		2,559.12
Disbursements:	- PeopleSoft Charges		(136.36)
	Net Increase/(Decrease) to Cash		2,422.76
	Ending Cash Balance - Zoo Authority Administrative Fund	\$	771,759.69
Trust Fund for FCZC Operations and Capital Projects	98%		
	Beginning Cash Balance	\$	48,510,603.11
	>> Operations Fund		
	Beginning Cash Balance		3,890,508.71
Receipts:	- Measure Z Sales Tax Proceeds		-
	- Interest Received		12,082.13
Disbursements:	- FCZC Operations Claims #2011-10 dated 11/15/11		(243,795.88)
	- FCZC Operations Claims #2011-11 dated 12/7/11		(226,427.59)
	- Wire Fees		(20.00)
	Net Increase/(Decrease) to Cash		(458,161.34)
	Ending Cash Balance - Available for Operations	\$	3,432,347.37
	>> Capital Facilities Project Fund		
	Beginning Cash Balance	\$	44,620,094.40
Receipts:	- Measure Z Sales Tax Proceeds		-
	- Interest Received		149,669.81
Disbursements:	- FCZC Capital Projects Claim #2011-4C dated 11/18/11		(535,534.25)
	- Wire Fee		(10.00)
	Net Increase/(Decrease) to Cash		(385,874.44)
	Ending Cash Balance - Available for Capital Projects		44,234,219.96
	Ending Balance Available for Operations and Capital Projects	\$	47,666,567.33
	Total Interest Received During the Month		164,311.06

By Staff _____

Date _____

Accepted _____

Date _____

* Interest receipts are recorded in the month received rather than in the month earned and were calculated on an annual percentage rate of 1.436 as of June 30, 2011.

**NOTE: Due to timing of the deposit, December Measure Z Sales Tax Revenue hit on January 2, 2012; thus, the January Treasurer's Report will show 2 separate deposits



Fresno County Zoo Authority

SUMMARY OF MEASURE Z SALES TAX PROCEEDS

							CURRENT FISCAL YEAR			
	2005-2006	2006-2007	2007-2008	2008-2009	2009-2010	2010-2011	2011-2012			
	ACTUAL TAX RECEIPTS	ACTUAL TAX RECEIPTS	ACTUAL TAX RECEIPTS	ACTUAL TAX RECEIPTS	ACTUAL TAX RECEIPTS	ACTUAL TAX RECEIPTS	BUDGETED TAX RECEIPTS	ACTUAL TAX RECEIPTS	BUDGET TO ACTUAL VARIANCE	
July	\$ 700,400	\$ 671,500	\$ 819,900	\$ 813,500	\$ 671,700	\$ 659,300	\$ 659,300	\$ 719,800	\$ 60,500	9.18%
August	933,800	895,400	1,093,200	1,084,700	885,300	857,600	857,600	921,200	63,600	7.42%
September	764,524	1,453,498	1,060,279	930,087	810,940	895,691	895,691	1,057,603	161,912	18.08%
October	705,400	679,300	853,500	792,200	678,000	677,000	677,000	694,100	17,100	2.53%
November	940,500	1,471,000	1,138,000	1,056,300	743,300	879,500	879,500	878,500	(1,000)	-0.11%
December	1,324,459	1,047,118	827,112	872,815	971,061	932,350	932,350	-	(932,350)	-100.00%
January	676,000	813,700	831,200	766,900	719,900	710,700	710,700			
February	901,300	1,081,800	1,108,200	841,000	944,000	919,900	919,900			
March**	1,319,000	905,577	762,907	959,801	628,563	821,858	821,858			
April	678,900	748,000	699,000	652,000	594,300	618,400	618,400			
May	905,200	997,300	932,000	860,800	847,200	876,500	817,100			
June	1,113,269	900,178	1,026,580	730,781	821,511	963,040	817,100			
Total	\$ 10,962,752	\$ 11,664,371	\$ 11,151,878	\$ 10,360,884	\$ 9,315,775	\$ 9,811,839	\$ 9,606,500	\$ 4,271,203	\$ (630,238.00)	-20.40%


*To be updated in Jan

TOTAL MEASURE Z PROCEEDS FROM INCEPTION \$ 68,240,555.10



**Fresno County Zoo Authority
Receipt of Interest
Unaudited Cash Basis
For the Month Ended
December 31, 2011**

Summary of Quarter Two Interest Receipts				
Fund	Subclass	Description	2nd Alloc Dec	Interest Received
4845	10000	Zoo Authority	\$ 2,559.12	\$ 2,559.12
4850	10000	FCZC - Operations	12,082.13	12,082.13
4850	42700	FCZC - CP	149,669.81	149,669.81
Total			\$ 164,311.06	\$ 164,311.06



**Fresno County Zoo Authority
Treasurer's Report
Unaudited Cash Basis
For the Quarter Ended December 31, 2011**

Summary of Measure Z Proceeds			
Tax Proceeds Received:			
- Measure Z - Sales Tax Proceeds		\$	1,572,600.00
Tax Proceeds Allocated:			
- Allocation to Zoo Authority Fund (2%)			31,452.00
- Allocation to Trust Fund for Operations and Capital Projects (98%)			1,541,148.00
Total Proceed Allocations		\$	1,572,600.00
Cash Balance By Fund			
Zoo Authority Fund >> Administrative Fund 2%			
Beginning Balance		\$	766,968.25
Receipts:			
- Measure Z Sales Tax Proceeds			31,452.00
- Interest Received			3,253.98
- Other Charges for Current Services			-
Disbursements:			
- Professional Services			(29,703.20)
- Office Expenses			(43.36)
- PeopleSoft Charges			(167.98)
Net Increase/(Decrease) to Cash			4,791.44
Ending Cash Balance - Zoo Authority Administrative Fund		\$	771,759.69
Trust Fund for Operations and Capital Projects 98%			
Beginning Balance for Operations and Capital Projects		\$	48,681,075.76
>> Operations Fund			
Beginning Cash Balance			3,599,116.31
Receipts:			
- Measure Z Sales Tax Proceeds			513,716.00
- Interest Received			15,362.69
Disbursements:			
- FCZC Operations Claim #2011-9			(225,594.16)
- FCZC Operations Claim #2011-10			(243,795.88)
- FCZC Operations Claim #2011-11			(226,427.59)
- Wire Fees			(30.00)
Net Increase/(Decrease) to Cash			(166,768.94)
Ending Cash Balance - Available for Operations		\$	3,432,347.37
>> Capital Facilities Project Fund			
Beginning Balance		\$	45,081,959.46
Receipts:			
- Measure Z Sales Tax Proceeds			1,027,432.00
- Interest Received			190,308.44
Disbursements:			
- FCZC Capital Projects Claim #2011-1C			(537,166.99)
- FCZC Capital Projects Claim #2011-2C			(383,579.96)
- FCZC Capital Projects Claim #2011-3C			(609,158.74)
- FCZC Capital Projects Claim #2011-4C			(535,534.25)
- Wire Fees			(40.00)
Net Increase/(Decrease) to Cash			(847,739.50)
Ending Cash Balance - Available for Capital Projects			44,234,219.96
Ending Balance Available for Operations and Capital Projects		\$	47,666,567.33
Total Interest Received During the Quarter			208,925.11

By Staff _____

Date _____

Accepted _____

Date _____

* Interest receipts are recorded in the month received rather than in the month earned and were calculated on an annual percentage rate of 1.436 as of June 30, 2011.



Fresno County Zoo Authority

SUMMARY OF MEASURE Z SALES TAX PROCEEDS

							CURRENT FISCAL YEAR			
	2005-2006	2006-2007	2007-2008	2008-2009	2009-2010	2010-2011	2011-2012			
	ACTUAL	ACTUAL	ACTUAL	ACTUAL	ACTUAL	ACTUAL	BUDGETED	ACTUAL	BUDGET TO ACTUAL	
	TAX RECEIPTS	TAX RECEIPTS	TAX RECEIPTS	TAX RECEIPTS	TAX RECEIPTS	TAX RECEIPTS	TAX RECEIPTS	TAX RECEIPTS	VARIANCE	
July	\$ 700,400	\$ 671,500	\$ 819,900	\$ 813,500	\$ 671,700	\$ 659,300	\$ 659,300	\$ 719,800	\$ 60,500	9.18%
August	933,800	895,400	1,093,200	1,084,700	885,300	857,600	857,600	921,200	63,600	7.42%
September	764,524	1,453,498	1,060,279	930,087	810,940	895,691	895,691	1,057,603	161,912	18.08%
October	705,400	679,300	853,500	792,200	678,000	677,000	677,000	694,100	17,100	2.53%
November	940,500	1,471,000	1,138,000	1,056,300	743,300	879,500	879,500	878,500	(1,000)	-0.11%
December	1,324,459	1,047,118	827,112	872,815	971,061	932,350	932,350	- *	(932,350)	-100.00%
January	676,000	813,700	831,200	766,900	719,900	710,700	710,700			
February	901,300	1,081,800	1,108,200	841,000	944,000	919,900	919,900			
March**	1,319,000	905,577	762,907	959,801	628,563	821,858	821,859			
April	678,900	748,000	699,000	652,000	594,300	618,400	618,400			
May	905,200	997,300	932,000	860,800	847,200	876,500	817,100			
June	1,113,269	900,178	1,026,580	730,781	821,511	963,040	817,100			
Total	\$ 10,962,752	\$ 11,664,371	\$ 11,151,878	\$ 10,360,884	\$ 9,315,775	\$ 9,811,839	\$ 9,606,500	\$ 4,271,203	\$ (630,238.00)	-20.40%

*To be updated in Jan

TOTAL MEASURE Z PROCEEDS FROM INCEPTION \$ 68,240,555.10



Fresno County Zoo Authority
Receipt of Interest
Unaudited Cash Basis
For the Quarter Ended
December 31, 2011

Summary of Quarter Two Interest Receipts					
Fund	Subclass	Description	1st Alloc. Oct	2nd Alloc Dec	Interest Received
4845	10000	Zoo Authority	694.86	\$ 2,559.12	\$ 3,253.98
4850	10000	FCZC - Operations	3,280.56	12,082.13	15,362.69
4850	42700	FCZC - CP	40,638.63	149,669.81	190,308.44
Total			\$ 44,614.05	\$ 164,311.06	\$ 208,925.11



FY11 November Financial Report
Presented to the Board of Directors
December 8, 2011

Discussion of Financial Results

- **Key Figures:**

- Self Generated Revenue is 5.0% ahead of the YTD budget*.
- Total Operating Expenses are 9.8% under the YTD budget.
- The YTD operating surplus @ 11/30/11 is \$233,130.
- Attendance is 11.9% ahead of the YTD attendance goal of 425,000.
- Admission revenue is 11.6% ahead of the YTD budget of \$1,412,533.
- Education has exceeded their revenue goal for the year.
- Admission, Concessions, Giraffe Feeding, and Stingray Exhibit have all exceeded their annual goals.

* Excludes Investment Income (unrealized gain/loss on investments) and capital fundraising.

- **Attendance :**

- Attendance for November 2011 was 18,320 compared to 18,575 for the same period last year, a decrease of 1%.
- Member attendance for November 2011 was 4,841 compared to 5,813 for the same period last year, a decrease of 17%.
- YTD attendance @ November 30, 2011 was 475,761 compared to 422,409 for the same period last year, an increase of 13%.
- 2011 attendance goal is 443,000.
- 2010 attendance was 443,251.
- 2009 attendance was 418,285.

Discussion of Financial Results

- **Contracted Revenue:**

- November Concession Revenue:
2011 Revenue: \$5,619 2011 Per Cap: \$0.31
2010 Revenue: \$4,572 2010 Per Cap: \$0.25
November 2011 revenue increased 23% and per caps increased 24% over November 2010.

- November Retail Revenue:

- 2011 Revenue: \$5,712 2011 Per Cap: \$0.31
2010 Revenue: \$6,446 2010 Per Cap: \$0.35
November 2011 revenue decreased 11% and per caps decreased 11% over November 2010.

- **Investments**

- Endowment valued at \$2,868,527 at November 30, 2011 compared to \$2,908,391 at October 31, 2011.
- Cash and investments, excluding endowments, totaling \$5,703,503 at November 30, 2011 compared to \$6,029,161 at October 31, 2011.

- **Accounts Receivable**

- Accounts receivable totaling \$1,319,264 at November 30, 2011 compared to \$1,565,073 at October 31, 2011.

- **Measure Z @ 10/31/11**

- Operating Funds balance: \$ 3,603,532
Capital Funds balance: \$45,038,900
\$48,642,432

Fresno's Chaffee Zoo Corporation
Balance Sheet
November 2011

	FY11 @ 11/30/11	FY11 @ 10/31/11	FY10 Audited
ASSETS			
Cash	\$711,608	\$599,520	\$251,104
Short Term Investments	\$839,542	\$1,214,309	\$2,115,724
Long Term Investments	\$7,030,880	\$7,123,725	\$7,192,425
Accounts Receivable	\$1,319,264	\$1,565,075	\$863,609
Prepaid Expenses	\$71,447	\$75,609	\$225,235
Inventory	50	50	50
Building, Equipment, Vehicle and Furniture (net)	\$657,480	\$649,609	\$590,341
Construction in Progress	\$2,906,164	\$2,817,177	\$878,446
TOTAL ASSETS	\$13,526,384	\$14,045,080	\$12,146,885
LIABILITIES AND NET ASSETS			
Liabilities			
Accounts Payable/Accrued Liabilities	\$548,377	\$1,136,904	\$692,390
Total Liabilities	\$548,377	\$1,136,904	\$692,390
Net Assets			
Fund Balance-Unrestricted	\$12,306,534	\$12,127,642	\$10,821,150
Fund Balance-Temporarily Restricted	\$655,590	\$624,249	\$596,808
Fund Balance-Permanently Restricted	\$35,682	\$36,284	\$36,537
Total Net Assets	\$12,978,006	\$12,788,175	\$11,454,495
TOTAL LIABILITIES AND NET ASSETS	\$13,526,384	\$14,045,080	\$12,146,885

Fresno's Chaffee Zoo Corporation

Income Statement

@ November 2011

	Current Month			Year-to-Date			FY10 Audited
	FY11 Budget	Budget	Actual @ 11/30/11	Variance	Budget	Actual @ 11/30/11	
REVENUE							
Self Generated Revenue							
Admissions	\$1,472,530	\$56,687	\$48,525	(\$8,162)	\$1,412,533	\$1,377,005	\$1,453,742
Adopt an Animal	\$25,000	\$1,400	\$440	(\$960)	\$22,750	\$21,178	\$33,756
Board Designated for Endowment	\$50,000	\$0	\$0	\$0	\$50,000	\$63,984	\$145,868
Education	\$150,935	\$4,782	\$5,157	\$375	\$146,998	\$154,848	\$146,948
Food Services	\$168,340	\$6,460	\$5,619	(\$841)	\$161,500	\$212,936	\$226,325
Gift Shop	\$190,490	\$7,310	\$5,712	(\$1,598)	\$182,750	\$185,175	\$197,374
Giraffe Feeding	\$79,740	\$3,060	\$3,285	(\$75)	\$76,500	\$106,088	\$82,319
Grants/Fundraising	\$635,700	\$16,475	\$16,167	(\$308)	\$619,225	\$77,546	\$161,319
Group Event/Facility Rental	\$120,000	\$0	\$420	\$420	\$120,000	\$88,158	\$108,408
Interest Income	\$242,000	\$16,000	\$7,699	(\$8,301)	\$176,000	\$141,210	\$211,752
Investment Income	\$0	\$0	(\$101,131)	(\$101,131)	\$0	(\$268,911)	\$668,647
Membership	\$590,000	\$24,500	\$26,767	\$2,267	\$545,000	\$520,100	\$580,911
Special Events	\$306,000	\$6,000	\$4,567	(\$1,433)	\$257,000	\$302,347	\$350,794
Singway Exhibit	\$155,825	\$2,000	\$3,483	\$1,483	\$155,130	\$165,157	\$155,813
Other	\$12,500	\$1,042	\$1,065	\$23	\$11,458	\$16,842	\$14,728
Total Self Generated Revenue	\$4,199,060	\$145,715	\$26,774	(\$118,941)	\$3,936,865	\$3,363,663	\$4,428,704
City of Fresno	\$0	\$0	\$0	\$0	\$0	\$0	\$340,000
Measure Z-Capital Funds	\$685,120	\$30,010	\$555,629	\$505,619	\$655,110	\$2,069,241	\$985,473
Measure Z Operating Funds	\$3,142,588	\$228,709	\$226,428	(\$2,281)	\$2,793,095	\$3,534,884	\$2,499,399
Transfer to/from Related Organization	\$0	\$0	\$0	\$0	\$0	\$0	\$0
TOTAL REVENUE	\$8,029,768	\$404,434	\$788,831	\$384,397	\$7,385,070	\$7,966,787	\$8,153,575

Fresno's Chaffee Zoo Corporation Income Statement @ November 2011

EXPENSES									
OPERATING EXPENSES									
Personnel Expenses									
Administration	\$671,809	\$50,291	\$41,690	\$8,601	\$592,419	\$419,307	\$173,113	\$600,095	
Animal	\$1,603,882	\$120,732	\$120,234	\$498	\$1,416,092	\$1,253,190	\$162,901	\$1,396,938	
Education	\$578,910	\$43,646	\$38,700	\$4,946	\$511,908	\$512,847	(\$939)	\$520,265	
Maintenance/Horticulture	\$661,660	\$49,303	\$53,094	(\$3,792)	\$558,211	\$505,324	\$52,886	\$582,086	
Membership/Development/Marketing	\$409,033	\$30,714	\$35,445	(\$4,731)	\$360,444	\$312,607	\$47,837	\$308,334	
Veterinary	\$199,390	\$15,018	\$14,399	\$619	\$176,149	\$162,613	\$13,535	\$154,684	
Visitor Services	\$500,519	\$36,615	\$33,643	\$2,971	\$433,359	\$408,341	\$25,018	\$430,521	
Total Personnel Expenses	\$4,625,203	\$346,319	\$337,206	\$9,113	\$4,077,581	\$3,574,230	\$503,351	\$3,992,923	
Other Expenses									
Advertising	\$297,250	\$24,146	\$13,880	\$10,265	\$273,104	\$249,941	\$23,163	\$318,755	
Animal Feed	\$237,700	\$19,817	\$27,758	(\$7,941)	\$217,883	\$209,398	\$8,486	\$221,480	
Computer/Software	\$41,180	\$1,525	\$27	\$1,498	\$39,655	\$24,485	\$15,170	\$28,221	
Conservation	\$20,000	\$2,000	\$0	\$2,000	\$20,000	\$20,577	(\$577)	\$29,200	
Depreciation Expense	\$233,417	\$21,584	\$10,089	\$11,495	\$211,833	\$133,231	\$78,602	\$154,936	
Dues	\$33,450	\$3,783	\$16,719	(\$13,936)	\$30,667	\$33,338	(\$2,672)	\$27,171	
Equipment	\$135,850	\$12,494	\$24,896	(\$12,402)	\$123,356	\$112,254	\$11,081	\$106,166	
Fleet	\$38,010	\$3,168	\$3,019	\$149	\$34,842	\$35,295	(\$453)	\$29,036	
Food/Catering	\$71,050	\$450	\$1,076	(\$626)	\$70,535	\$35,386	\$35,139	\$71,702	
Insurance	\$145,000	\$12,450	\$8,387	\$4,063	\$145,000	\$131,407	\$13,593	\$130,329	
Miscellaneous Business	\$10,165	\$765	\$672	\$93	\$9,400	\$7,594	\$1,806	\$6,678	
Office Supplies	\$26,315	\$2,179	\$1,638	\$541	\$24,136	\$30,854	(\$6,718)	\$24,469	
Postage	\$46,501	\$3,254	\$6,334	(\$3,580)	\$42,997	\$34,874	\$8,123	\$31,214	
Printing	\$80,650	\$3,054	\$5,867	(\$2,813)	\$73,096	\$83,012	(\$9,916)	\$66,627	
Repairs and Replacements	\$200,850	\$16,737	\$20,497	(\$3,760)	\$184,112	\$181,681	\$2,432	\$179,044	
Service Bank/Credit Card Fees	\$79,090	\$6,266	\$14,457	(\$5,191)	\$72,874	\$85,657	(\$12,783)	\$70,852	
Signage	\$9,700	\$517	\$4,809	(\$4,292)	\$9,183	\$26,476	(\$17,292)	\$15,654	
Specialized Services	\$476,535	\$38,052	\$39,935	(\$1,883)	\$438,483	\$481,100	(\$42,618)	\$470,389	
Staff Development	\$59,774	\$4,231	\$3,690	\$542	\$55,543	\$47,979	\$7,664	\$40,819	

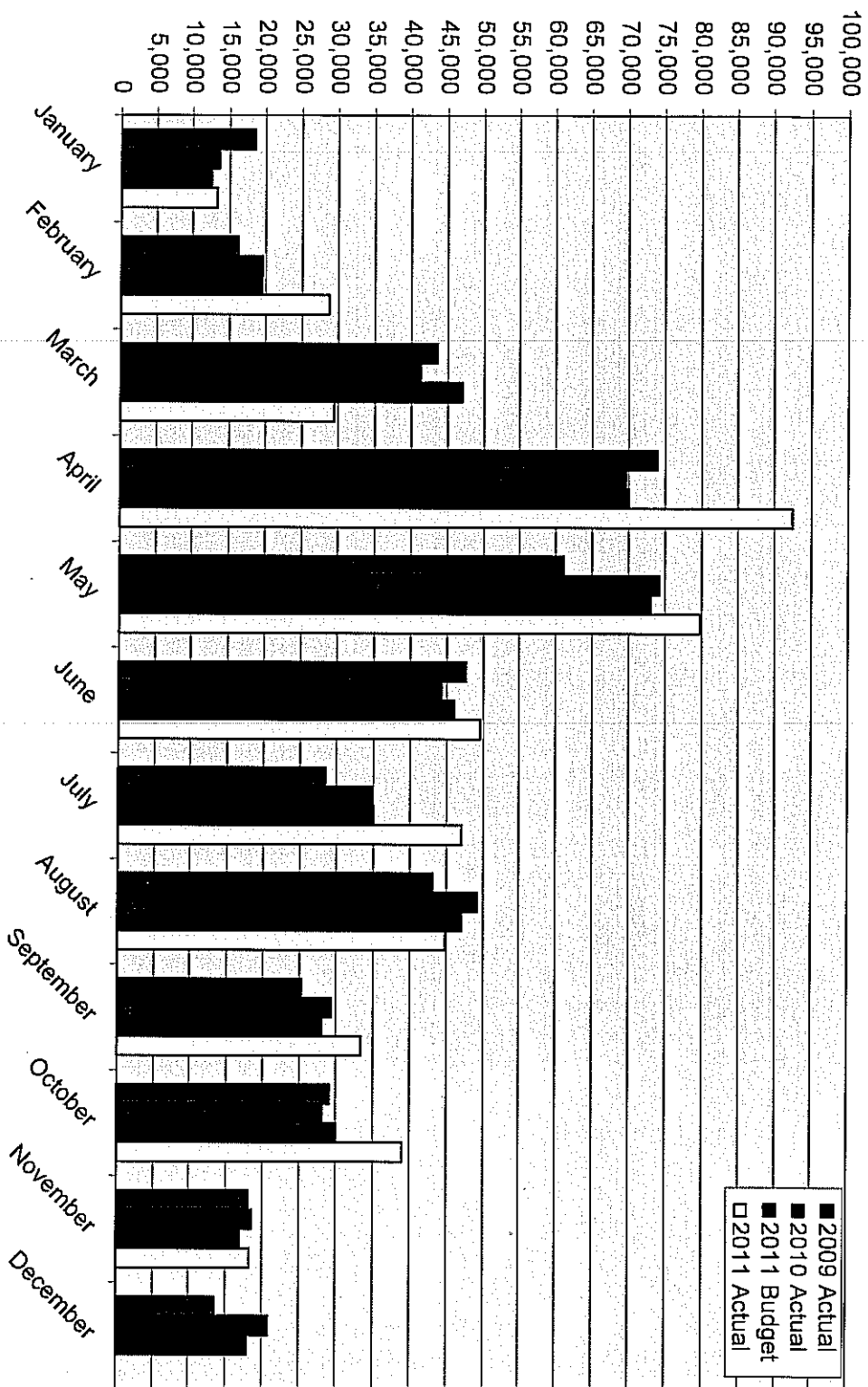
Fresno's Chaffee Zoo Corporation

Income Statement

@ November 2011

	Current Month			Year-to-Date			FY10 Audited
	FY11 Budget	Budget	Actual @ 11/30/11	Variance	Budget	Actual @ 11/30/11	
Supplies	\$231,115	\$19,471	\$17,554	\$1,917	\$211,644	\$231,662	\$230,252
Telephone	\$40,600	\$3,353	\$2,856	\$548	\$37,217	\$33,770	\$38,924
Uniforms	\$23,750	\$2,521	\$331	\$1,990	\$22,229	\$27,648	\$24,400
Utilities	\$400,000	\$33,333	\$25,491	\$7,842	\$366,667	\$317,283	\$367,570
Other	\$100,050	\$7,716	\$7,129	\$586	\$92,231	\$55,618	\$56,655
Total Other Expenses	\$3,037,982	\$241,896	\$257,790	(\$15,894)	\$2,806,686	\$2,633,620	\$2,742,573
TOTAL OPERATING EXPENSES	\$7,663,185	\$588,215	\$594,996	(\$6,781)	\$6,864,237	\$6,207,849	\$6,735,495
EIR and Capital Expansion							
Capital Expenses	\$100,000	\$8,333	\$4,004	\$4,330	\$91,667	\$335,427	\$316,780
Total EIR and Capital Expansion	\$100,000	\$8,333	\$4,004	\$4,330	\$91,667	\$335,427	\$316,780
TOTAL EXPENSES	\$7,763,185	\$596,548	\$599,000	(\$2,452)	\$6,975,904	\$6,443,276	\$7,052,275
BEGINNING FUND BALANCE	\$11,454,495	\$12,788,175	\$12,788,175	\$0	\$11,454,495	\$11,454,495	\$10,353,195
NET SURPLUS/(DEFICIT)	\$266,583	(\$192,114)	\$189,831	\$381,945	\$409,166	\$1,523,511	\$1,101,300
ENDING FUND BALANCE	\$11,721,078	\$12,596,061	\$12,978,006	\$381,945	\$11,863,662	\$12,978,006	\$11,454,495

Fresno Chaffee Zoo Attendance Comparison 2009 - 2011





FY11 December Financial Report
Presented to the Board of Directors
January 19, 2011

Discussion of Financial Results

- **Key Figures:**

- Self Generated Revenue is 7.7% ahead of the YTD budget*.
- The YTD operating surplus @ 12/31/11 is \$150,157
- Attendance is 16% ahead of the YTD attendance goal of 443,000.
- Admission revenue is 10% ahead of the YTD budget of \$1,472,530.

* Excludes Investment Income (unrealized gain/loss on investments) and capital fundraising.

- **Attendance :**

- Attendance for December 2011 was 36,027 compared to 20,842 for the same period last year, an increase of 73%.
- Member attendance for December 2011 was 4,888 compared to 3,137 for the same period last year, an increase of 56%.
- YTD attendance @ December 31, 2011 was 511,788 compared to 443,251 for the same period last year, an increase of 15%.
- 2011 attendance goal is 443,000.
- 2010 attendance was 443,251.
- 2009 attendance was 418,285.

Discussion of Financial Results

- **Contracted Revenue:**
 - December Concession Revenue:

2011 Revenue: \$7,150	2011 Per Cap: \$0.20
2010 Revenue: \$2,783	2010 Per Cap: \$0.13

December 2011 revenue increased 157% and per caps increased 54% over December 2010.
 - December Retail Revenue:

2011 Revenue: \$8,515	2011 Per Cap: \$0.24
2010 Revenue: \$6,287	2010 Per Cap: \$0.30

December 2011 revenue increased 35% and per caps decreased 20% over December 2010.
- **Investments**
 - Endowment valued at \$2,864,161 at December 31, 2011 compared to \$2,868,527 at November 30, 2011.
 - Cash and investments, excluding endowments, totaling \$5,715,479 at December 31, 2011 compared to \$5,715,473 at November 30, 2011.
- **Accounts Receivable**
 - Accounts receivable totaling \$2,251,167 at December 31, 2011 compared to \$1,317,321 at November 30, 2011.
- **Measure Z @ 10/31/11**
 - Operating Funds balance:

\$ 3,603,532
<u>\$45,038,900</u>
\$48,642,432
 - Capital Funds balance:

Fresno's Chaffee Zoo Corporation Balance Sheet

December 2011

	FY11 @ 12/31/11	FY11 @ 11/30/11	FY10 Audited
ASSETS			
Cash	\$531,382	\$723,578	\$281,104
Short Term Investments	\$1,239,787	\$839,542	\$2,115,724
Long Term Investments	\$7,008,471	\$7,020,880	\$7,192,425
Accounts Receivable	\$2,251,167	\$1,317,321	\$863,609
Prepaid Expenses	\$103,686	\$55,264	\$225,235
Inventory	\$0	\$0	\$0
Building, Equipment, Vehicle and Furniture (net)	\$689,103	\$673,220	\$590,341
Construction in Progress	\$4,533,165	\$3,725,335	\$878,446
TOTAL ASSETS	\$16,155,761	\$14,855,160	\$12,146,885
LIABILITIES AND NET ASSETS			
Liabilities			
Accounts Payable/Accrued Liabilities	\$1,831,142	\$1,382,855	\$692,390
Total Liabilities	\$1,831,142	\$1,382,855	\$692,390
Net Assets			
Fund Balance-Unrestricted	\$13,637,638	\$12,300,833	\$10,821,150
Fund Balance-Temporarily Restricted	\$650,969	\$635,590	\$596,808
Fund Balance-Permanently Restricted	\$36,012	\$35,882	\$36,537
Total Net Assets	\$14,324,620	\$12,972,305	\$11,454,495
TOTAL LIABILITIES AND NET ASSETS	\$16,155,761	\$14,355,160	\$12,146,885

Fresno's Chaffee Zoo Corporation

Income Statement

@ December 2011

REVENUE	Current Month				Year-to-Date			
	FY11 Budget	Budget	Actual	Variance	Budget	Actual	Variance	
			@ 12/31/11			@ 12/31/11		
Self Generated Revenue								
Admissions	\$1,472,530	\$39,997	\$43,122	(\$16,875)	\$1,472,530	\$1,620,129	\$147,599	
Adopt an Animal	\$25,000	\$2,250	\$3,575	\$1,325	\$25,000	\$24,753	(\$247)	
Board Designated for Endowment	\$50,000	\$0	\$0	\$0	\$50,000	\$63,984	\$13,984	
Education	\$150,935	\$3,937	\$20,950	\$17,013	\$150,935	\$175,798	\$24,863	
Food Services	\$168,340	\$6,840	\$7,150	\$310	\$168,340	\$220,085	\$51,745	
Gift Shop	\$190,490	\$7,740	\$8,515	\$775	\$190,490	\$193,690	\$3,200	
Giraffe Feeding	\$79,740	\$3,240	\$3,080	(\$160)	\$79,740	\$109,168	\$29,428	
Grants/Fundraising	\$635,700	\$16,475	\$21,094	\$4,619	\$635,700	\$98,643	(\$537,057)	
Group Event/Facility Rental	\$120,000	\$0	\$11,926	\$11,926	\$120,000	\$100,084	(\$19,916)	
Interest Income	\$242,000	\$66,000	\$115,292	\$49,292	\$242,000	\$256,502	\$14,502	
Investment Income	\$0	\$0	(\$126,504)	(\$126,504)	\$0	(\$395,416)	(\$395,416)	
Membership	\$590,000	\$45,000	\$54,177	\$9,177	\$590,000	\$574,277	(\$15,723)	
Special Events	\$306,000	\$49,000	\$58,238	\$9,238	\$306,000	\$360,549	\$54,549	
Singray Exhibit	\$155,825	\$675	\$3,943	\$3,268	\$155,825	\$169,100	\$13,275	
Other	\$12,500	\$1,042	\$635	(\$407)	\$12,500	\$17,476	\$4,976	
Total Self Generated Revenue	\$4,199,060	\$267,195	\$225,192	(\$37,003)	\$4,199,060	\$3,588,824	(\$610,236)	
City of Fresno	\$0	\$0	\$0	\$0	\$0	\$0	\$0	
Measure Z-Capital Funds	\$685,120	\$30,010	\$1,634,545	\$1,604,535	\$685,120	\$3,700,025	\$3,014,905	
Measure Z Operating Funds	\$3,145,588	\$352,493	\$305,926	(\$46,566)	\$3,145,588	\$2,841,628	(\$303,960)	
Transfer to/from Related Organization	\$0	\$0	\$0	\$0	\$0	\$0	\$0	
TOTAL REVENUE	\$8,029,768	\$644,698	\$2,165,664	\$1,520,966	\$8,029,768	\$10,130,477	\$2,100,709	

Fresno's Chaffee Zoo Corporation

Income Statement

@ December 2011

EXPENSES

OPERATING EXPENSES

Personnel Expenses

	FY11 Budget	Current Month		Year-to-Date	
	Budget	Actual @ 12/31/11	Variance	Budget	Actual @ 12/31/11
Administration	\$671,809	\$52,504	\$16,886	\$671,809	\$471,810
Animal	\$1,603,882	\$156,790	\$31,000	\$1,603,882	\$1,409,981
Education	\$578,910	\$61,498	\$5,504	\$578,910	\$574,345
Maintenance/Horticulture	\$661,660	\$66,231	\$8,218	\$661,660	\$571,555
Membership/Development/Marketing	\$409,033	\$42,473	\$6,116	\$409,033	\$355,079
Veterinary	\$199,390	\$23,241	\$1,854	\$199,390	\$184,001
Visitor Services	\$500,519	\$51,675	\$15,485	\$500,519	\$460,016
Total Personnel Expenses	\$4,625,203	\$452,858	\$95,065	\$4,625,203	\$4,026,787

Other Expenses

Advertising	\$297,250	\$25,203	(\$1,057)	\$297,250	\$275,144
Animal Feed	\$237,700	\$24,810	(\$4,994)	\$237,700	\$234,553
Computer Software	\$41,180	\$3,588	(\$2,065)	\$41,180	\$38,073
Conservation	\$20,000	\$0	(\$7,000)	\$20,000	\$27,577
Depreciation Expense	\$233,417	\$10,089	\$11,495	\$233,417	\$143,519
Dues	\$23,450	\$235	\$2,548	\$23,450	\$23,573
Equipment	\$135,830	\$15,791	(\$3,296)	\$135,830	\$128,045
Fleet	\$58,010	\$6,504	(\$3,356)	\$58,010	\$41,825
Food/Catering	\$71,050	\$5,065	(\$4,540)	\$71,050	\$40,613
Insurance	\$145,000	\$0	\$0	\$145,000	\$131,407
Miscellaneous Business	\$10,165	\$286	\$479	\$10,165	\$7,880
Office Supplies	\$26,315	\$1,624	\$556	\$26,315	\$32,478
Postage	\$46,501	\$3,424	\$80	\$46,501	\$38,298
Printing	\$80,650	\$8,352	(\$798)	\$80,650	\$91,439
Repairs and Replacements	\$200,850	\$11,916	\$4,822	\$200,850	\$193,964
Service Bank/Credit Card Fees	\$79,090	\$2,906	\$5,310	\$79,090	\$91,677
Signage	\$9,700	\$371	\$146	\$9,700	\$26,547
Specialized Services	\$476,535	\$54,563	(\$16,311)	\$476,535	\$555,661
Staff Development	\$59,774	\$1,399	\$2,835	\$59,774	\$50,077
					\$9,697


Fresno's Chaffee Zoo Corporation

Income Statement

@ December 2011

	Current Month			Year-to-Date		
	FY11 Budget	Budget	Actual @ 12/31/11	Variance	Budget	Actual @ 12/31/11
Supplies	\$231,115	\$19,471	\$24,356	(\$1,885)	\$231,115	\$257,643
Telephone	\$40,600	\$3,383	\$3,059	(\$1,675)	\$40,600	\$38,879
Uniforms	\$23,750	\$1,521	(\$8)	\$1,529	\$23,750	\$27,701
Utilities	\$400,000	\$33,333	\$58,438	(\$25,105)	\$400,000	\$375,721
Other	\$100,050	\$7,819	\$7,068	\$751	\$100,050	\$62,850
Total Other Expenses	\$3,037,982	\$241,326	\$278,038	(\$56,712)	\$3,037,982	\$2,915,045
TOTAL OPERATING EXPENSES	\$7,663,185	\$778,948	\$730,595	\$40,352	\$7,663,185	\$6,941,832
EIR and Capital Expansion						
Capital Expenses	\$100,000	\$8,333	\$82,754	(\$17,421)	\$100,000	\$318,521
Total EIR and Capital Expansion	\$100,000	\$8,333	\$82,754	(\$17,421)	\$100,000	\$318,521
TOTAL EXPENSES	\$7,763,185	\$787,281	\$813,350	(\$36,068)	\$7,763,185	\$7,260,353
BEGINNING FUND BALANCE	\$11,454,495	\$12,972,305	\$12,972,305	50	\$11,454,495	\$11,454,495
NET SURPLUS/(DEFICIT)	\$266,583	(\$142,583)	\$1,352,314	\$1,494,898	\$266,583	\$2,870,124
ENDING FUND BALANCE	\$11,721,078	\$12,829,722	\$14,324,620	\$1,494,898	\$11,721,078	\$14,324,620

Fresno Chaffee Zoo Attendance Comparison 2009 - 2011





Fresno Chaffee Zoo • 894 West Belmont Avenue • Fresno, California 93728
Phone (559) 498-5910 • Fax (559) 264-9226

DATE: January 25, 2012
TO: Fresno County Zoo Authority Board
FROM: Brian Goldman, Chief Financial Officer
Fresno's Chaffee Zoo Corporation
SUBJECT: 2012 Measure Z Operating Request

RECOMMENDED ACTION:

Approve Fresno's Chaffee Zoo Corporation 2012 Measure Z Operating Budget of \$3,449,880 for personnel and bank fees.

DISCUSSION:

The 2012 Fresno Chaffee Zoo budget was developed by the Management team of the Fresno Chaffee Zoo, and includes five line items in the Zoo's operating budget. The personnel line items are the salary and benefits for the Animal, Education, Maintenance, and Visitor Services Departments. The bank fees are for reimbursement of 12 operating claims.

The Fresno County Zoo Authority's projection for 2012 Measure Z revenue is \$3,137,810. The Fresno Chaffee Zoo operates under a calendar fiscal year and had more current data available developing the budget. Using actual revenue through November 2011 and the Zoo Authority's projections for November – December 2011, the 2012 Measure Z operating projection is \$3,308,884.

The Fresno's Chaffee Zoo Corporation Board of Directors approved the 2012 budget on December 8, 2011.

REFERENCE MATERIAL:

See Attachment A, 2012 Budget presentation.



FY12 Budget Request

Presented to the

Fresno County Zoo Authority

January 25, 2012

Planning Assumptions

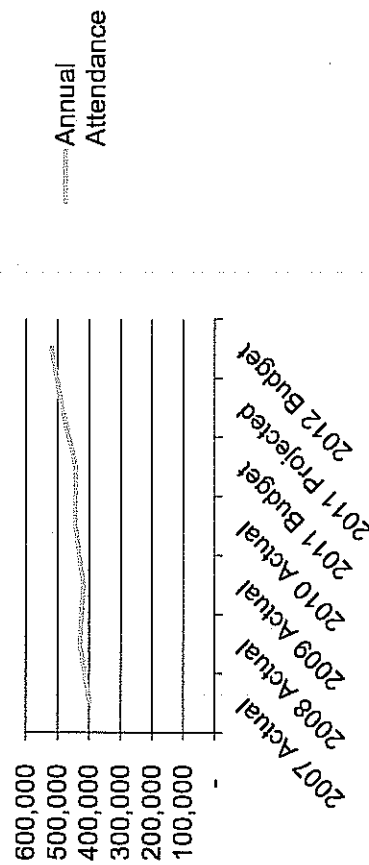
Attendance

- 2012 attendance of 520,000 (6.7% increase over 2011 projected attendance).
- 2011 budget assumed 443,000 visitors .
- 2011 attendance was 511,788.

– Historical attendance figures:

- 2010 – 443,251
- 2009 – 418,285
- 2008 - 429,272
- 2007 - 398,820

Annual Attendance



- Cobra opening spring 2012.
- Sea Lion Cove opening fall 2012.
- Seasonal extended hours will continue.
- Wells Fargo Wednesdays ends August 2012. Working with Wells Fargo to renew promotion.
- Stingray Bay increases \$1 for the general public (from \$1 to \$2) and remains free for members.
- Admission prices will not change from current pricing.
- Membership prices will not change from current pricing.

Revenue

- Admission Revenue:

2012 Revenue:	\$1,721,600	Per Cap: \$3.31
2011 Projected:	\$1,614,365	Per Cap: \$3.31

- Concession Revenue:

2012 Revenue:	\$234,000	Per Cap: \$0.45
2011 Projected:	\$219,315	Per Cap: \$0.45

- Gift Shop:

2012 Revenue:	\$202,800	Per Cap: \$0.39
2011 Projected:	\$192,434	Per Cap: \$0.39

- Giraffe Feeding:

2012 Revenue:	\$109,200	Per Cap: \$0.21
2011 Projected:	\$105,550	Per Cap: \$0.22

- Grants/Fundraising: 2012: \$200,000 included for Sea Lion Exhibit and Africa.

- Membership: Assumes 10,587 paid members @ 12/31/11 with 4% growth in 2012.

- Stingray Bay: General

2012 Revenue:	\$264,290	Per Cap: \$0.50
2011 Projected:	\$165,443	Per Cap: \$0.34

Expenses

- Overall operating expenses increased \$182,647, an increase of 2.4%. Operating expenses increased \$161,050 (5.3%) and personnel expenses increased \$21,597 (0.5%).
- Sea Lion Cove (6 months of expenses):
 - Animal Feed: \$10,000
 - Equipment: \$10,000
 - Diving Maintenance/Training: \$10,000
 - Supplies: \$5,000 (salt, ozone, filtration material)
 - Utilities: \$60,000
- Specialized Services:
 - Human Resource Consultant*: \$80,000
 - Fundraising Consultant*: \$40,000
- * Human Resource and Fundraising Consultants are both in place of paid staff positions. Realized savings of approximately \$25,000 to personnel expenses.
- Supplies:
 - Display and Exhibit Supplies: \$11,000

Personnel

- 2012 Salaries and Benefits: 59.2% of total operating expenses compared to industry benchmark of 58% - 63%. 2011 budget was 60.4% and projected year-end is 58.1%.
- 2012 benefits (insurance, retirement, payroll taxes and workers' compensation) is 33.9% of total salaries. 2011 budget was 31.5% and projected year-end is 29.8%.
- 2012 health insurance premiums were projected to increase 12%. Management went to market with the goal of reducing health insurance premiums without significantly impacting benefits. A plan was selected that will save the organization approximately \$100,000 while providing similar benefits to staff.
- Other benefits, excluding health insurance and workers' comp, are expected to increase slightly over 2011 rates and have very little impact on the budget.

Personnel

- Eliminated Positions:
 - Maintenance Manager
 - Zookeeper Assistant (created to assist department until Vet position was filled)
- New Positions:
 - 2 Keepers (full-time, Sea Lion Cove)
 - 1 Lead Keeper (full-time, Sea Lion Cove)
 - 1 Custodian (part-time, Sea Lion Cove)
 - 2 positions in Education changing from part-time to full-time
 - One of the position is for Sea Lion Cove
 - 1 position in Administration returning to full-time
- Positions on hold (positions in budget with no salary or benefits):
 - Director of Facilities
 - Human Resources Manager (currently outsourced, expense in Specialized Services)
 - Director of Development (Fundraising consultant expense in Specialized Services)

Measure Z

- Measure Z Operating Support Request:
2012 request: \$3,449,880
2011 request: \$3,145,588
Increase: \$ 304,292
- 2010* Measure Z Operating:
Zoo Authority receipts of \$3,088,950
The Zoo submitted claims for \$2,499,399
2010* excess funds available: \$589,551
- 2011* Measure Z Operating Revenue:
Zoo Authority projected receipts of \$3,308,884
The Zoo is projecting to submitted claims for \$2,937,020
2011* projected excess funds available: \$371,864

*January – December (Zoo's fiscal year)

Measure Z

- 2012 Measure Z Operating Support: \$3,449,880
 - Personnel Expenses:
 - Animal \$1,596,523
 - Education \$ 690,258
 - Maintenance \$ 650,015
 - Visitor Services \$ 512,964
 - Operating Expenses:
 - Bank Fees \$ 120
- Measure Z Capital Support: \$595,120 (all expenditures will be capitalized per FCZ policy)
 - Others
 - Digital X-Ray System \$ 200,000
 - Exploration Station \$ 125,000
 - Tropical Treasures \$ 100,000
 - Miscellaneous \$ 100,000
 - Animal Acquisition/Transportation \$ 50,000
 - Bank Fees \$ 20,000
 - Bank Fees \$ 120

- Expected 2012 Measure Z Funding (excluding interest):

	2012 FCZ	2011/12 Zoo Authority
Projected Revenue*	Projected Revenue **	
Capital \$ 6,618,763		\$ 6,276,560
Operating \$ 3,308,884		\$ 3,137,810
Admin Fee \$ 202,605		\$ 192,130
	\$10,130,252	\$ 9,606,500

* Fresno Chaffee Zoo 2012 projection based on January – December fiscal year (January – October 2011 actual and November - December 2011 projection).

** Zoo Authority projection based on July – June budget. July – October 2011 is \$300,412, (9.72 %) ahead of revenue projection.

Budget Comparison by Department

	FY12 Budget	FY11 Budget	Variance	FY10 Audited	Notes
Administration					
Revenue					
Self Generated	\$ 675,570	\$ 613,330	\$ 62,240	\$ 1,318,076	
Other	\$ 4,095,000	\$ 3,630,708	\$ 264,292	\$ 3,724,872	2012 - Measure Z Operating (\$3,449,880), Measure Z Capital (\$625,120)
Expenses					
Personnel	\$ 613,767	\$ 671,809	\$ (58,042)	\$ 600,095	2012 - HR position on hold (\$0 in Personnel budget, \$80,000 in Operating expenses)
Operating Expenses	\$ 957,540	\$ 856,490	\$ 101,050	\$ 802,776	2012 - HR Consultant (\$80,000), Utilities (\$60,000) for 6 months of Sea Lion Cove
Depreciation	\$ 232,656	\$ 233,417	\$ (761)	\$ 153,629	2012 - Sea Lion Cove not included
Capital	\$ 150,000	\$ 100,000	\$ 50,000	\$ 316,780	
Net	\$ 2,816,607	\$ 2,582,322	\$ 234,285	\$ 3,169,688	
Animal					
Revenue	\$ -	\$ -	\$ -	\$ -	
Personnel	\$ 1,596,523	\$ 1,603,882	\$ (7,359)	\$ 1,396,938	2012 - 2 new Zookeepers, 1 new Lead Zookeeper
Operating Expenses	\$ 478,580	\$ 427,264	\$ 51,316	\$ 401,543	2012 - Sea Lion Cove: Food (\$10,000), Equipment (\$10,000), Supplies (\$5,000), Diving training/contract (\$10,000), Display and Exhibit Supplies (\$11,000)
Net	\$ (2,075,103)	\$ (2,031,146)	\$ 43,957	\$ (1,798,481)	
Education					
Revenue	\$ 438,965	\$ 306,760	\$ 132,205	\$ 302,799	
Personnel	\$ 690,258	\$ 578,910	\$ 111,348	\$ 520,265	
Operating Expenses	\$ 106,466	\$ 135,025	\$ (28,539)	\$ 110,985	
Net	\$ (357,779)	\$ (407,175)	\$ 49,396	\$ (328,451)	2012 - 2 positions moving to Full-Time, Giraffe Feeding Service Aides from Animal Department
Maintenance/Horticulture					
Revenue	\$ -	\$ -	\$ -	\$ -	
Personnel	\$ 650,015	\$ 661,660	\$ (11,645)	\$ 582,086	
Operating Expenses	\$ 362,900	\$ 358,825	\$ 4,075	\$ 294,305	
Net	\$ (1,012,915)	\$ (1,020,485)	\$ (7,570)	\$ (876,391)	
Marketing/Membership/Development/Events					
Revenue	\$ 1,440,570	\$ 1,732,900	\$ (292,330)	\$ 1,271,768	2012 - \$200,000 for Sea Lion Cove (\$500,000 in 2011)
Personnel	\$ 376,555	\$ 409,033	\$ (32,478)	\$ 308,334	
Operating Expenses	\$ 701,015	\$ 653,981	\$ 47,034	\$ 634,608	2012 - Fundraising Consultant (\$40,000)
Net	\$ 363,000	\$ 669,886	\$ (306,886)	\$ 328,825	
Veterinary Services					
Revenue	\$ -	\$ -	\$ -	\$ -	
Personnel	\$ 206,718	\$ 199,390	\$ 7,328	\$ 154,684	
Operating Expenses	\$ 82,600	\$ 85,500	\$ (2,900)	\$ 78,621	
Net	\$ (289,318)	\$ (284,690)	\$ (4,628)	\$ (233,305)	
Visitor Service and Security					
Revenue	\$ 1,830,800	\$ 1,546,070	\$ 284,730	\$ 1,536,061	
Personnel	\$ 512,964	\$ 500,519	\$ 12,445	\$ 430,521	
Operating Expenses	\$ 277,255	\$ 287,480	\$ (10,225)	\$ 266,105	
Net	\$ 1,040,581	\$ 758,071	\$ 282,510	\$ 839,435	
Capital Fundraising					
Revenue	\$ 8,280,905	\$ 7,529,768	\$ 751,137	\$ 8,153,576	
Capital Fundraising	\$ 200,000	\$ 500,000	\$ (300,000)	\$ -	
Personnel	\$ 4,646,800	\$ 4,626,203	\$ 20,597	\$ 3,992,923	
Operating	\$ 3,199,032	\$ 3,037,982	\$ 161,050	\$ 2,742,572	
Capital Expenses	\$ 150,000	\$ 100,000	\$ 50,000	\$ 316,780	
Net	\$ 485,073	\$ 266,583	\$ 218,490	\$ 1,101,301	

Fresno's Chaffee Zoo Corporation

Income Statement

REVENUE	FY12 Budget	FY11 Budget	FY11 Projected	FY11 @ 11/29/11	FY10 Audited
Self Generated Revenue					
Admissions	\$1,721,600	\$1,472,530	\$1,614,365	\$1,569,029	\$1,453,742
Adopt an Animal	\$25,000	\$25,000	\$25,000	\$20,878	\$23,756
Board Designated for Endowment	\$50,000	\$50,000	\$63,984	\$63,984	\$145,868
Education	\$174,675	\$150,935	\$153,435	\$152,617	\$146,948
Food Services	\$234,000	\$168,340	\$219,315	\$207,316	\$226,325
Gift Shop	\$202,800	\$190,490	\$192,434	\$179,463	\$197,374
Giraffe Feeding	\$109,200	\$79,740	\$105,550	\$105,941	\$82,319
Grants/Fundraising	\$277,920	\$635,700	\$89,333	\$63,664	\$161,319
Group Event/Facility Rental	\$110,000	\$120,000	\$100,000	\$87,983	\$108,408
Interest Income	\$220,000	\$242,000	\$220,000	\$133,511	\$211,752
Investment Income	\$0	\$0	\$0	(\$167,780)	\$668,647
Membership	\$604,250	\$590,000	\$590,000	\$507,493	\$580,911
Special Events	\$373,400	\$306,000	\$356,413	\$300,863	\$250,794
Stingray Exhibit	\$264,290	\$155,825	\$165,443	\$164,792	\$155,813
Other	\$18,770	\$12,500	\$16,700	\$16,041	\$14,728
Total Self Generated Revenue	\$4,385,905	\$4,199,060	\$3,911,972	\$3,405,796	\$4,428,704
City of Fresno	\$0	\$0	\$0	\$0	\$240,000
Measure Z-Capital Funds	\$645,120	\$685,120	\$2,073,541	\$2,073,541	\$985,473
Measure Z Operating Funds	\$3,449,880	\$3,145,588	\$2,947,150	\$2,308,456	\$2,499,399
TOTAL REVENUE	\$8,480,905	\$8,029,768	\$8,932,663	\$7,787,793	\$8,153,575

Fresno's Chaffee Zoo Corporation

Income Statement


	FY12 Budget	FY11 Budget	FY11 Projected	FY11 @ 11/29/11	FY10 Audited
EXPENSES					
OPERATING EXPENSES					
Personnel Expenses					
Administration	\$613,767	\$671,809	\$485,927	\$419,307	\$600,095
Animal	\$1,596,523	\$1,603,882	\$1,494,097	\$1,253,057	\$1,396,938
Education	\$690,258	\$578,910	\$593,473	\$512,328	\$520,265
Maintenance/Horticulture	\$650,015	\$661,660	\$583,897	\$506,562	\$582,086
Membership/Development/Marketing	\$376,555	\$409,033	\$351,997	\$312,607	\$308,334
Veterinary	\$206,718	\$199,390	\$188,500	\$162,613	\$154,684
Visitor Services	\$512,964	\$500,519	\$479,746	\$408,341	\$430,521
Total Personnel Expenses	\$4,646,800	\$4,625,203	\$4,177,637	\$3,574,815	\$3,992,923
Other Expenses					
Advertising	\$296,750	\$297,250	\$296,750	\$249,941	\$318,755
Animal Feed	\$244,200	\$237,700	\$237,700	\$209,255	\$221,480
Computer/Software	\$34,280	\$41,180	\$31,180	\$24,458	\$28,221
Conservation	\$20,000	\$20,000	\$20,000	\$20,577	\$29,200
Depreciation Expense	\$235,272	\$233,417	\$161,554	\$133,231	\$154,936
Dues	\$33,450	\$33,450	\$32,850	\$33,338	\$27,171
Equipment	\$145,660	\$135,830	\$133,632	\$104,710	\$108,166
Fleet	\$41,250	\$38,010	\$37,585	\$35,295	\$29,036
Food/Catering	\$58,100	\$71,050	\$51,157	\$35,236	\$71,702
Insurance	\$140,000	\$145,000	\$140,000	\$131,407	\$130,329
Miscellaneous Business	\$9,700	\$10,165	\$10,530	\$7,261	\$6,678
Office Supplies	\$33,145	\$26,315	\$33,095	\$30,833	\$24,469
Postage	\$44,045	\$46,501	\$41,475	\$29,602	\$31,214
Printing	\$88,250	\$80,650	\$90,198	\$81,965	\$66,627
Repairs and Replacements	\$205,750	\$200,850	\$200,930	\$181,073	\$179,044
Service/Bank/Credit Card Fees	\$85,040	\$79,090	\$84,520	\$79,211	\$70,852
Signage	\$15,000	\$9,700	\$27,000	\$26,379	\$15,654
Specialized Services	\$582,110	\$476,535	\$536,714	\$481,076	\$470,389
Staff Development	\$58,250	\$59,774	\$54,474	\$45,093	\$40,849
Supplies	\$219,350	\$231,115	\$249,650	\$229,754	\$230,252

Fresno's Chaffee Zoo Corporation

Income Statement

	FY12 Budget	FY11 Budget	FY11 Projected	FY11 @ 11/29/11	FY10 Audited
Telephone	\$42,880	\$40,600	\$40,382	\$33,770	\$38,924
Uniforms	\$30,400	\$23,750	\$29,765	\$27,648	\$24,400
Utilities	\$452,000	\$400,000	\$387,417	\$317,283	\$367,570
Other	\$84,150	\$100,050	\$73,109	\$56,444	\$56,655
Total Other Expenses	\$3,199,032	\$3,037,982	\$3,011,667	\$2,604,840	\$2,742,573
TOTAL OPERATING EXPENSES	\$7,845,832	\$7,663,185	\$7,189,304	\$6,179,655	\$6,735,495
EIR and Capital Expansion					
Capital Expenses	\$150,000	\$100,000	\$310,000	\$235,427	\$316,780
Total EIR and Capital Expansion	\$150,000	\$100,000	\$310,000	\$235,427	\$316,780
TOTAL EXPENSES	\$7,995,832	\$7,763,185	\$7,499,304	\$6,415,082	\$7,052,275
BEGINNING FUND BALANCE	\$12,783,871	\$11,454,495	\$11,454,495	\$11,454,495	\$10,353,195
NET SURPLUS/(DEFICIT)	\$485,073	\$266,583	\$1,433,359	\$1,372,711	\$1,101,300
ENDING FUND BALANCE	\$13,268,944	\$11,721,078	\$12,887,854	\$12,827,206	\$11,454,495

Fresno Chaffee Zoo Attendance Comparison 2010 - 2012





Fresno Chaffee Zoo • 894 West Belmont Avenue • Fresno, California 93728
Phone (559) 498-5910 • Fax (559) 264-9226

DATE: January 25, 2012
TO: Fresno County Zoo Authority Board
FROM: Brian Goldman, Chief Financial Officer
Fresno's Chaffee Zoo Corporation
SUBJECT: 2012 Measure Z Capital Request

RECOMMENDED ACTION:

Approve Fresno's Chaffee Zoo Corporation 2012 Measure Z Capital Budget of \$595,120 for renovations to existing exhibits, a digital x-ray system, animal acquisition and transportation, and bank fee reimbursement of 12 Capital claims.

DISCUSSION:

The following are short descriptions of each of the capital items in the 2012 budget.

Otters

\$ 200,000

When the sea lions move to the new Sea Lion Cove we'd like to renovate their old exhibit and bring spotted-necked otters to the zoo. This would be the first time otters have been on long-term exhibit (we had them for a brief period in the 1950's), and otters are typically one of the favorite exhibits in a zoo. The renovation involves removing substantial amounts of concrete and replacing with grass and other natural materials, adding a stream and other landscaping, resurfacing the public viewing area, and adding escape barriers.

Concrete work (removal and patching):	\$ 40,000
Landscaping (stream, artificial log slide, etc):	\$ 100,000
New animal containment changes:	\$ 10,000
Resurfacing public viewing area:	\$ 20,000
Interpretive Graphics (Design and Fabrication):	\$ 10,000
Contingency	\$ 20,000

Digital X-Ray System**\$ 125,000**

Dr. Wright has discussed this equipment with Dr. Toste and Dr. Gray.

Exploration Station**\$ 100,000**

The interpretive area is operated by our docent volunteers and provides a hands-on experience for families. The old tent sat on the site of Sea Lion Cove, and the new area will be far improved and located near the Small Wonders petting area. See Attachment A for project estimate.


Tropical Treasures Improvements**\$ 64,000**


Replacement of 20 fiberglass panels with translucent glass will allow better light for plant growth and animals.

Glass panels (20 @ \$ 2000 ea) :	\$ 40,000
Fog system	\$ 4,000
Additional artificial vines and trees	\$ 15,000
Additional tropical trees and plants	\$ 3,000
Contingency	\$ 2,000

REFERENCE MATERIAL:

See Agenda Item 7 Attachment A - 2012 Budget presentation, and Attachment A - Exploration Station estimate.

Kiosk Shelter				Taylor Teter	
Chaffee Zoo					
TTP Project No.: A 11-8464.00					
October 25, 2011					
ESTIMATE OF PROBABLE CONSTRUCTION COSTS					
BUILDING CONSTRUCTION					
		Cost	Quantity	Unit	
Architectural					
A1	Concrete Slab, colored and sealed	8	384	SF	\$3,072.00
A2	Concrete Footings	500	8	CY	\$4,000.00
A2	Concrete Shear Wall Foundation	500	6	CY	\$3,000.00
A3	Wood Columns	300	8	EA	\$2,400.00
A4	Roof Structure & Fascia	10	600	SF	\$6,000.00
A5	T&G or Plywood Roofing Deck	5	600	SF	\$3,000.00
A6	Metal Roofing or waterproof/drainage layer	12	600	SF	\$7,200.00
A7	Exterior Wall w/ Wood Siding & Shear Wall	12	450	SF	\$5,400.00
A8	Exterior Wood Slat	10	200	SF	\$2,000.00
A9	Wood Stain exterior & Interior walls & Ceiling	2	1500	SF	\$3,000.00
A10	Wood full height cabinets	250	16	LF	\$4,000.00
A11	Wood base cabinets & counters	180	20	LF	\$3,600.00
A12	Movable Tables	200	6	SF	\$1,200.00
A13	Tack Boards & White Boards 6'	200	2	SF	\$400.00
A14	Green Roof soil and plants	10	600	SF	\$6,000.00
Mechanical & Plumbing					
M1	Green Roof Irrigation System	12	600	EA	\$7,200.00
M2	Sink/DF	500	1	EA	\$500.00
M3	Ceiling Fans	500	2	EA	\$1,000.00
Electrical					
E1	New Lighting & Switching	400	8	EA	\$3,200.00
E2	New Circuit and Panel	2000	1	EA	\$2,000.00
E3	Power & Data Outlets and wiring	200	4	EA	\$800.00
AUDITORIUM SUB TOTAL:			\$68,972.00		
SITE WORK					
Civil					
C1	Clear shrubs and prep site	2	1200	SF	\$2,400.00
C2	Building Pad Prep	4	400	SF	\$1,600.00
C3	Demo existing concrete and asphalt	3	300	SF	\$900.00
C4	New Conc Walk	6	300	SF	\$1,800.00
Architectural:					
A.1		0	0	EA	\$0.00
Mechanical:					
M.1	Site water	1500	1	EA	\$1,500.00
M.2	Site Sewer	1500	1	EA	\$1,500.00
Electrical:					
E.1	Site Electrical	1500	1	EA	\$1,500.00
E.2	Site Data	1500	1	LF	\$1,500.00
SITE WORK SUB TOTAL:			\$12,700.00		
CONSTRUCTION TOTAL:					\$81,672.00
Contractor Profit & OH			15%	\$12,250.80	
General Conditions			8%	\$6,533.76	
Contingency			20%	\$16,334.40	
TOTAL CONSTRUCTION COSTS					\$116,790.96

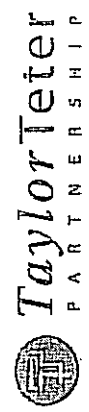


MANUFACTURED
METAL SHAPE
STRUCTURE

FRONT / sketch
1/4" = 1'-0"



Exploration Station - Option 1





DATE: January 25, 2012

TO: Fresno County Zoo Authority Board

FROM: Catherine Crosby, Zoo Authority Coordinator
Lawrence Seymour, Treasurer
Zachary Redmond, Counsel

SUBJECT: Zoo Authority Administrative Budget for Fiscal Year 2011-12

RECOMMENDED ACTION:

- 1. Approve transfer of \$56,296 within the FY 2011-12 Zoo Authority Administrative Organization 9810 budget from Appropriations for Contingencies to Professional and Specialized Services;**
- 2. Approve increase of the FY 2011-12 appropriations and estimated revenues in the Zoo Authority Administrative Organization 9810 budget in the amount of \$10,000.**

Approval of the first action will move the balance of the contingency expense line item into the Professional and Specialized Services expense line item. Approval of the second item would increase Measure Z revenue and expenses within Professional and Specialized Services in the amount of \$10,000.

DISCUSSION:

Due to a large increase in staff time needed for legal services and financial review of Fresno Chaffee Zoo capital projects invoices since the beginning of Fiscal Year 2011-12, staff expects that funds allocated in the Professional Services budget line item will be expended before the end of the year.

The Zoo Authority adopted the budget in May 2011, before legal challenges to the EIR were filed or major capital projects had begun. At that time members and staff discussed the possible need to return to amend the budget if circumstances warranted. Since then, significantly more time has been required from all staff to address legal issues, and for the review and approval of claims for capital projects. For the remainder of the year, administrative and treasurer's staff members anticipate that although efficiencies in processing invoices have been improving, the volume of work will remain the same or increase as ongoing capital projects continue and additional capital projects are added. And while the recent challenge to the EIR and expansion was resolved, Counsel staff may have new issues to address, in addition to participating in regular board meetings.

Therefore, staff recommends that your board approve the recommended actions, which will result in a net increase of \$66,296 in professional and specialized services for staff time for the remainder of FY 11-12. Please see Attachment A for staff time and cost to date, along with projections for the remainder of the fiscal year.

AGENDA ITEM 9 ATTACHMENT A

Professional Services Detail		Budget Hours		Estimated Rates		FY11-12 Budget									actual Q 1 & 2 Hours	
Title								aug	sep	oct	nov	dec				
Coordinator		701	61.00	42,761.00			61.10	39.10	157.80	103.40	101.00	531.90				
Office Assistant		55	39.00	2,145.00			20.50	6.10	1.50	8.20	6.15	44.45				
Senior Accountant		395	79.00	31,205.00			30.00	19.00	58.50	-	-	128.00				
Accountant II		516	69.00	35,604.00			24.75	45.25	121.65	64.50	75.00	364.15				
Acct & Fin Division Chief		2	80.00	160.00								-				
Supervising Accountant		95	84.00	7,980.00			18.85	12.00	49.90	19.00	21.75	142.25				
County Counsel		36	119.00	4,284.00			52.20	38.60	31.60	24.00	28.50	196.40				
Audit Fees				5,445.00								-				
		1800		129,584.00			167.25	207.40	420.95	219.10	232.40	1,407.15				

Usage by Department		Percentage Usage		Hours Requested for Jan-June	
Public Works	31,999.10 coord	Amount budgeted	44,906.00	Coordinator	500 \$60.16/hr
	1,148.14 assistant	Amount consumed	33,147.25	Office Assistant	45 \$25.83/hr
	<u>33,147.25</u>	Percentage used	<u>73.81%</u>	County Counsel	175 \$113/hr
Auditor Controller/ Treasurer Tax Collector	25,173.69 Acct II	Amount budgeted	74,949.00	Accountant I	200 \$59.68/hr
	10,053.12 Senior	Amount used	47,140.25	Accountant II	200 \$69.13/hr
	11,913.44 Sup Acct	Percentage used	<u>62.90%</u>	Supervising Accountant	100 \$83.75/hr
	<u>47,140.25</u>				
County Counsel	22,193.20 counsel	Amount budgeted	4,284.00	Total Request	85,154.35
	<u>22,193.20</u>	Amount used	22,193.20	Total Remaining Budget	87,954.31
Total	102,480.69	Percentage used	<u>518.05%</u>	Remainder	2,799.96

Amt budgeted (w/o audit fees)

Amount Remaining

Contingency
Budget Adjustment
Total Request

Total Budget

Zoo Authority 2012 Reserved Meeting Dates

January							February							March						
Su	Mo	Tu	We	Th	Fr	Sa	Su	Mo	Tu	We	Th	Fr	Sa	Su	Mo	Tu	We	Th	Fr	Sa
1	2	3	4	5	6	7			1	2	3	4				1	2	3		
8	9	10	11	12	13	14	5	6	7	8	9	10	11	4	5	6	7	8	9	10
15	16	17	18	19	20	21	12	13	14	15	16	17	18	11	12	13	14	15	16	17
22	23	24	25	26	27	28	19	20	21	22	23	24	25	18	19	20	21	22	23	24
29	30	31					26	27	28	29				25	26	27	28	29	30	31

April							May							June						
Su	Mo	Tu	We	Th	Fr	Sa	Su	Mo	Tu	We	Th	Fr	Sa	Su	Mo	Tu	We	Th	Fr	Sa
1	2	3	4	5	6	7			1	2	3	4	5					1	2	
8	9	10	11	12	13	14	6	7	8	9	10	11	12	3	4	5	6	7	8	9
15	16	17	18	19	20	21	13	14	15	16	17	18	19	10	11	12	13	14	15	16
22	23	24	25	26	27	28	20	21	22	23	24	25	26	17	18	19	20	21	22	23
29	30						27	28	29	30	31			24	25	26	27	28	29	30

July							August							September						
Su	Mo	Tu	We	Th	Fr	Sa	Su	Mo	Tu	We	Th	Fr	Sa	Su	Mo	Tu	We	Th	Fr	Sa
1	2	3	4	5	6	7			1	2	3	4								1
8	9	10	11	12	13	14	5	6	7	8	9	10	11	2	3	4	5	6	7	8
15	16	17	18	19	20	21	12	13	14	15	16	17	18	9	10	11	12	13	14	15
22	23	24	25	26	27	28	19	20	21	22	23	24	25	16	17	18	19	20	21	22
29	30	31					26	27	28	29	30	31		23	24	25	26	27	28	29
														30						

October							November							December						
Su	Mo	Tu	We	Th	Fr	Sa	Su	Mo	Tu	We	Th	Fr	Sa	Su	Mo	Tu	We	Th	Fr	Sa
	1	2	3	4	5	6			1	2	3									1
7	8	9	10	11	12	13	4	5	6	7	8	9	10	2	3	4	5	6	7	8
14	15	16	17	18	19	20	11	12	13	14	15	16	17	9	10	11	12	13	14	15
21	22	23	24	25	26	27	18	19	20	21	22	23	24	16	17	18	19	20	21	22
28	29	30	31				25	26	27	28	29	30		23	24	25	26	27	28	29
														30	31					

Jan 1	New Year's Day			Nov 11	Veterans Day
Jan 2	New Year's Day observed	Apr 8	Easter Sunday	Nov 12	Veterans Day observed
Jan 16	Martin Luther King Day	May 28	Memorial Day	Nov 22	Thanksgiving Day
Feb 20	Presidents' Day	Jul 4	Independence Day	Nov 23	County Thanksgiving Holiday
Mar 30	César Chávez Day observed	Sep 3	Labor Day	Dec 24	Christmas Eve
Mar 31	César Chávez Day (CA)			Dec 25	Christmas Day

BEFORE THE FRESNO COUNTY ZOO AUTHORITY
STATE OF CALIFORNIA

RESOLUTION REQUIRING
ADHERENCE TO CURRENT
FRESNO CHAFFEE ZOO BID
POLICIES AS A CONDITION OF
RECEIPT OF MEASURE Z
FUNDS

IN THE MATTER OF THE
FRESNO CHAFFEE ZOO BID POLICIES

WHEREAS, At the November 4, 2004 general election, Fresno County voters approved "Save Our Zoo" Measure Z by 73.4% of the vote, and

WHEREAS, Measure Z is a one-tenth of one percent sales tax for ten years with all net proceeds dedicated exclusively to the Fresno Chaffee Zoo, and

WHEREAS, a minimum of two-thirds of Measure Z funding is reserved for construction of capital improvement projects in the Fresno Chaffee Zoo, and

WHEREAS, the Zoo Authority may approve or disapprove the Fresno Chaffee Zoo's request for funding for a capital improvement project, and

WHEREAS, the Fresno Chaffee Zoo may use contractors to design and construction capital improvement projects which are funded by Measure Z, and

WHEREAS, the Zoo Authority is charged with oversight of the general administration of Measure Z funds and with requiring that the Fresno Chaffee Zoo enter into appropriate contracts to expend Measure Z funds as provided in Measure Z, and

WHEREAS, the Fresno Chaffee Zoo adopted policies for the procurement of bids and services, and


WHEREAS, the Zoo Authority concurs with the Fresno Chaffee Zoo policies on procurement.

NOW, THEREFORE BE IT RESOLVED that:

1. As a condition of receipt of Measure Z funds for construction of capital improvement projects within the Zoo, the Fresno Chaffee Zoo shall follow the "Fresno's Chaffee Zoo Corporation Policy on the Procurement of Goods and Services, Including the Bidding & Selection Process for Construction Projects" (attached hereto as Exhibit A) whenever it procures goods or services.
2. If the Fresno Chaffee Zoo wishes to change in any way the "Fresno's Chaffee Zoo Corporation Policy on the Procurement of Goods and Services, Including the Bidding & Selection Process for Construction Projects" attached hereto as Exhibit A, the Fresno Chaffee Zoo shall first provide such changes to the Zoo Authority and seek comment on same.
3. If the Fresno Chaffee Zoo contracts for goods and services in a manner which does not comply with the policy attached hereto as Exhibit A, or changes such policy without approval of the Zoo Authority, the Zoo Authority may deny the appropriation of Measure Z funds on this basis.

THE FOREGOING was PASSED and ADOPTED by the following vote of the Fresno County Zoo Authority this 20th day of November, 2011, to-wit:

AYES:
NOES:
ABSENT:

 11-30/2011
Vice Chairman, Fresno County Zoo Authority

CONTACT:
Terri Mejorado
Director of Marketing and Development
559-498-5926
559-859-2227
tmejorado@fresnochaffeezoo.org

FOR IMMEDIATE RELEASE
November 28, 2011

BELOVED MALAYAN TIGER DIES AT FRESNO CHAFFEE ZOO

Fresno, Ca. — Fresno Chaffee Zoo is saddened to announce its much loved female Malayan tiger (*Panthera tigris jacksoni*) passed away this morning. The 11-year old tiger, known as "Kiri", recently began to show a decline in health. According to Zookeepers, Kiri began vomiting and was unable to keep fluids down. Zoo staff and local medical experts from St. Agnes Medical Center performed procedures and tests to find the cause of her symptoms. Those tests were inconclusive as to the source of her illness.

"Kiri was a favorite and much loved part of Fresno Chaffee Zoo, both by our community and staff. We are devastated at her passing and will miss her greatly," stated Lyn Myers, Assistant Curator.

Kiri came to Fresno in September 2000 on loan from the Cincinnati Zoo and quickly became one of the Zoo's most popular animals. On February 9, 2005, Kiri became a permanent resident of Fresno Chaffee Zoo after a generous donation from the Cincinnati Zoo.

The Malayan tiger, found in the southern and central parts of the Malay Peninsula, until 2004 was not considered a subspecies in its own right. The new classification came about after a study by Luo S-J et al. from the Laboratory of Genomic Diversity, part of the U.S. National Cancer Institute.

Recent counts showed there are only 600-800 Malayan tigers in the wild, making it the largest tiger population other than the Bengal and Indochinese tigers. It is, nevertheless, still an endangered subspecies.

The Malayan tiger, along with the Sumatran tiger, is perhaps the smallest existing subspecies of tiger. Its stripe pattern is similar to the Indochinese tiger but its size is closer to the Sumatran tigers with an average weight of 120 kg (265 lb) for adult males and 100 kg (220 lb) for females. Male Malayan tigers measure around 237cm (7.8 ft) in length from head to tail and female Malayan tigress around 200cm (6.6 ft) in length.

Fresno zoo tiger Kiri may have died of renal failure

The Fresno Bee

Tuesday, Nov. 29, 2011 | 11:08 PM

Renal failure may have been a cause in the death of a Fresno Chaffee Zoo tiger over the weekend, the zoo's veterinarian confirmed Tuesday. Kiri, an 11-year-old female Malayan tiger, was found dead after zoo staff finished her blood work. Her illness was first detected Friday. Lewis Wright, the zoo's veterinarian, said Kiri also had elevated glucose levels and that renal failure can't be pinpointed as the only cause.

Chaffee Zoo breaks attendance record in 2011

By Marc Benjamin - The Fresno Bee

Tuesday, Jan. 03, 2012 | 09:26 AM Modified Tue, Jan 03, 2012 09:21 PM

Fresno Chaffee Zoo broke its annual attendance record in 2011, but that record may not stand long as the zoo prepares major projects for the new year. Last year's attendance of 511,747 outdid the previous busiest year in 1989 by more than 7,000 visitors.

City and zoo records date back to 1965, said Scott Barton, zoo director, and last year's attendance is higher than any year since records have been kept. The zoo first opened in 1908. "I really feel we broke the all-time attendance record, but I really can't prove it," Barton said. Attendance was up more than 15% from 2010 when 443,251 visitors went through the gates, he said.

Such a large jump in attendance normally relates to a major new exhibit, but there were no significant new additions in the zoo during 2011, Barton said. But affordability -- general admission is \$7 for adults -- might be a key to Chaffee's success. Statistics from the Association of Zoos and Aquariums showed that zoos charging less than \$10 for admission have had higher attendance since the economic downturn began. Those charging more than \$10 have had flat or lower attendance, Barton said. "The zoo is very affordable, and it works to our benefit," he said. "We are cheaper than a movie."

He said zookeeper chats and other staff efforts at improving the visitor experiences played a role in the rising attendance. So did the economic downturn, Barton said, because people are staying closer to home and are more inclined to visit local attractions. "Local families also bring guests from out of town," he said.

In their financial plan for 2012, zoo officials budgeted for 520,000 visitors, but with several new projects, Barton expects the zoo to reach near 540,000 visitors this year. The largest new project is Sea Lion Cove, one of the nation's most modern sea lion exhibits. A king cobra exhibit is being added in the reptile building and a river otter project will fill the space where sea lions are now. A children's water play area also is planned near Dino Dig, Barton said. All the projects will open in the summer or fall, he said.

The reporter can be reached at mberjamin@fresnobee.com or (559) 441-6166.