



Fresno Chaffee Zoo • 894 West Belmont Avenue • Fresno, California 93728
 Phone (559) 498-5910 • Fax (559) 264-9226

Disbursement Claim for Measure Z Funds

Disbursement Claim #: 2015-2C

Claim Submission Date: 4/13/2015

Request Details

Invoice Date or Date Range (if multiple invoices)	Project	Budget line item	General Ledger Account No. and Description	Amount Requested
2/1/2015-2/28/2015	Africa	Construction	1-1602-00 7/	\$ 2,420,726.70
2/1/2015-2/28/2015	Africa	Retention	1-1602-00 5/	\$ 118,104.23
			Wire Fee	\$ 10.00
			Subtotal ↓	\$ 2,538,840.93
		Less Bank Fees		\$ (10.00)
			TOTAL AMOUNT REQUESTED ↓	\$ 2,538,830.93

Fresno's Chaffee Zoo Corporation General Ledger Report 2015 Africa

Date	Trans.	Journal	Reference	Debit Amount	Credit Amount	Balance	Project Desc.
Account: 1-1602-00 (Construction in Progress-Construction)							
02/10/2015	9619-531	Accounts Payable	Diamond Paving-Old Admin Building	\$18,480.00			Africa Exhibit
02/12/2015	9665-3	Cash Receipts	City of Fresno- Refund for Water Svc Job Ck#:		\$4,158.60		Africa Exhibit
02/15/2015	9619-797	Accounts Payable	Ewing-Africa	\$1,654.67			Africa Exhibit
02/15/2015	9619-811	Accounts Payable	Agri-Valley Irrigation, Inc.-Africa	\$370.27			Africa Exhibit
02/17/2015	9621-3	Accounts Payable	Harris Construction Co., Inc.-Africa App #1 2	\$2,011,478.58			Africa Exhibit
02/17/2015	9630-3	Accounts Payable	REVERSE-Harris Construction Co., Inc.-A		\$2,011,478.58		Africa Exhibit
02/22/2015	9646-190	Accounts Payable	Sound Contracting-Africa	\$170.00			Africa Exhibit
02/22/2015	9646-394	Accounts Payable	Visa- Premier Valley Bank-SP-Misc. Expense	\$392.40			Africa Exhibit
02/23/2015	9646-412	Accounts Payable	Visa- Premier Valley Bank-DS-Misc. Expense	\$1,040.37			Africa Exhibit
03/01/2015	9648-204	Accounts Payable	Kruger Construction Inc.-Old Admin Building	\$8,256.75			Africa Exhibit
03/01/2015	9648-261	Accounts Payable	Hayday, LLC.-Stable Grazer Kit Feeder	\$5,970.00			Africa Exhibit
03/04/2015	9704-126	Accounts Payable	Ewing-Africa Irrigation	\$617.12			Africa Exhibit
03/08/2015	9704-355	Accounts Payable	Diverse Signs & Designs-Signage	\$395.02			Africa Exhibit
03/10/2015	9704-488	Accounts Payable	Technicon Engineering Services-Africa	\$412.50			Africa Exhibit
03/11/2015	9704-526	Accounts Payable	G & B Mobile Welding, Inc.-Elephant Feeder	\$6,681.60			Africa Exhibit
03/15/2015	9704-623	Accounts Payable	Pentair Aquatic Eco-Systems-Africa	\$745.67			Africa Exhibit
03/17/2015	9704-805	Accounts Payable	Floyd Johnston Construction Co-Old Administ	\$34,499.17			Africa Exhibit
03/19/2015	9704-983	Accounts Payable	A-1 Expert Tree Service, Inc.-Africa Tree Serv	\$8,425.00			Africa Exhibit
03/22/2015	9704-1012	Accounts Payable	Diamond Paving-ADA Pathways	\$67,100.00			Africa Exhibit
04/01/2015	9755-348	Accounts Payable	Harris Construction Co., Inc.-Feb 2015-Africa	\$2,420,726.70			Africa Exhibit
04/01/2015	9755-350	Accounts Payable	United Security Bank-Feb 2015-Africa App#1	\$118,104.23			Africa Exhibit
04/02/2015	9731-367	Accounts Payable	Restaurant Design Concepts, In-Africa/Hood S	\$21,240.37			Africa Exhibit
04/02/2015	9731-17	Accounts Payable	Technicon Engineering Services-African Sava	\$16,059.75			Africa Exhibit
04/07/2015	9747-162	Accounts Payable	Collins Electrical Company Inc-Africa	\$7,700.00			Africa Exhibit
04/08/2015	9747-218	Accounts Payable	Diverse Signs & Designs-signs	\$13,636.35			Africa Exhibit
04/09/2015	9752-1	Accounts Payable	Technicon Engineering Services-African Sava	\$19,951.25			Africa Exhibit
<i>Account Subtotals</i>				↓ \$6,907,614.21	\$2,020,724.16		
04/30/2015						<i>Account Net Change</i>	\$4,886,890.05
04/30/2015						<i>Account Ending Balance</i>	<u>\$34,803,054.44</u>
01/01/2015						<i>Grand Total Beginning Balance</i>	\$34,785,832.35
04/30/2015						<i>Grand Total Net Change</i>	<u>\$5,028,552.23</u>
04/30/2015						<i>Grand Total Ending Balance</i>	<u><u>\$39,814,384.58</u></u>

Fresno's Chaffee Zoo Corporation
General Ledger Report
 2015 Africa

Date	Trans.	Journal	Reference	Debit Amount	Credit Amount	Balance	Project Desc.
1-1601-00							
Account: 1-1601-00 (Construction in Progress-Architect)							
01/01/2015			<i>Account Beginning Balance</i>			\$4,869,667.96	
01/26/2015	9581-6	Accounts Payable	Visa- Premier Valley Bank-DS-Misc Expense	\$112.25			Africa Exhibit
02/08/2015	9619-366	Accounts Payable	Technicon Engineering Services-Ponds	\$4,465.00			Africa Exhibit
02/08/2015	9619-368	Accounts Payable	Fresno Reprographics, Inc.-Old Admin. Office	\$46.80			Africa Exhibit
02/15/2015	9619-897	Accounts Payable	The Portico Group-Africa	\$47,769.25			Africa Exhibit
02/15/2015	9619-899	Accounts Payable	JRForrest & Associates-Africa	\$9,945.00			Africa Exhibit
02/17/2015	9621-1	Accounts Payable	United Security Bank-Africa App #1 2015	\$97,683.70			Africa Exhibit
02/17/2015	9630-1	Accounts Payable	REVERSE-United Security Bank-Africa App #		\$97,683.70		Africa Exhibit
02/24/2015	9648-20	Accounts Payable	Mathieson Management Group, LLC-Project M	\$3,145.00			Africa Exhibit
03/10/2015	9704-486	Accounts Payable	JRForrest & Associates-Africa	\$9,605.00			Africa Exhibit
03/10/2015	9704-467	Accounts Payable	Mathieson Management Group, LLC-Project M	\$5,268.72			Africa Exhibit
03/17/2015	9704-801	Accounts Payable	Fresno Reprographics, Inc.-Africa Prints	\$10.71			Africa Exhibit
03/17/2015	9704-807	Accounts Payable	The Portico Group-Africa	\$47,769.24			Africa Exhibit
03/17/2015	9704-809	Accounts Payable	Alan Mok Engineering-Pond	\$10,430.00			Africa Exhibit
03/17/2015	9704-811	Accounts Payable	Alan Mok Engineering-ADA pathway	\$3,000.00			Africa Exhibit
03/22/2015	9704-1111	Accounts Payable	Fresno Reprographics, Inc.-Africa	\$57.36			Africa Exhibit
03/22/2015	9704-1113	Accounts Payable	Fresno Reprographics, Inc.-Africa	\$32.75			Africa Exhibit
04/07/2015	9747-93	Accounts Payable	Fresno Reprographics, Inc.-Old Admin	\$5.10			Africa Exhibit
			<i>Account Subtotals</i>	\$239,345.88	\$97,683.70		
04/30/2015			<i>Account Net Change</i>			\$141,662.18	
04/30/2015			<i>Account Ending Balance</i>			<u>\$5,011,330.14</u>	
1-1602-00							
Account: 1-1602-00 (Construction in Progress-Construction)							
01/01/2015			<i>Account Beginning Balance</i>			\$29,916,164.39	
01/07/2015	9533-375	Accounts Payable	Sergio Driver-Ruiz-January Reimbursement -	\$80.85			Africa Exhibit
01/07/2015	9537-3	Accounts Payable	REVERSE-Sergio Driver-Ruiz-January Reim		\$80.85		Africa Exhibit
01/13/2015	9537-1	Accounts Payable	Sergio Arande - Negr-One-Time Check-87308	\$80.85			Africa Exhibit
01/18/2015	9577-119	Accounts Payable	Knights Pumping & Portable Ser-fencing	\$116.49			Africa Exhibit
01/26/2015	9581-4	Accounts Payable	Visa- Premier Valley Bank-DS-Misc Expense	\$190.85			Africa Exhibit
01/27/2015	9577-512	Accounts Payable	Visa- Premier Valley Bank-SP-Misc. Expens	\$160.57			Africa Exhibit
01/28/2015	9579-12	Cash Receipts	City of Fresno-Refund for Valve & Meter Inst		\$5,006.13		Africa Exhibit
01/28/2015	9620-5	Journal Entry	Reverse-City of Fresno-Refund for Valve & M	\$5,006.13			Africa Exhibit
01/31/2015	9630-7	Accounts Payable	United Security Bank-Africa App #1C 2015	\$97,683.70			Africa Exhibit
01/31/2015	9630-5	Accounts Payable	Harris Construction Co., Inc.-Africa App #1C	\$2,011,478.58			Africa Exhibit
02/01/2015	9619-126	Accounts Payable	Nasco Modesto-Africa	\$245.90			Africa Exhibit
02/08/2015	9619-341	Accounts Payable	Fresno Ag Hardware-supplies	\$48.32			Africa Exhibit
02/10/2015	9619-529	Accounts Payable	Restaurant Design Concepts, In-Africa-Sink	\$8,414.20			Africa Exhibit



HARRIS CONSTRUCTION CO., INC.
 5286 E. HOME AVENUE
 FRESNO CA 93727

FRESNO CHAFFEE ZOO CORPORATION
 894 W. BELMONT AVENUE
 FRESNO, CA. 93728

CERTIFICATE FOR RETENTION PAYMENT

CERTIFICATE NO. 14
 AFRICA EXHIBIT CHAFFEE ZOO JOB NO. 1254
 DATE: FEBRUARY 28, 2015

ORIGINAL AMOUNT OF CONTRACT	\$	44,263,000.00
NET CHANGE BY CHANGE ORDERS.....		<u>1,729,831.00</u>
CONTRACT SUM TO DATE.....	\$	<u><u>45,992,831.00</u></u>

AMOUNT DUE CONTRACTOR TO DATE.....	14/	\$	33,682,974.06
RETENTION.....	14/	\$	1,547,137.93
LESS PREVIOUS RETENTION CERTIFICATES.....	Prior	\$	1,429,033.70
AMOUNT OF THIS CERTIFICATE.....	↓	\$	<u>118,104.23</u> 2/

Payments to be made to United Security Bank Escrow Account #1413724
 2151 West Shaw Avenue, Fresno CA 93711 Attn: Paul Thaxter

BANK INFORMATION: UNITED SECURITY BANK
 2151 WEST SHAW AVENUE
 FRESNO CA 93711
 ACCOUNT #1413724
 ATTN: PAUL THAXTER

APPLICATION AND CERTIFICATION FOR PAYMENT

AIA DOCUMENT G702

PAGE ONE OF 1 PAGES

TO OWNER: FRESNO'S CHAFFEE ZOO CORP.
894 WEST BELMONT AVENUE
FRESNO, CA 93728

PROJECT: UTILITIES PROJECT
FRESNO CHAFFEE ZOO

APPLICATION NO: 14
INVOICE NO. 4438
PERIOD TO: 02/01/15-02/28/15
PURCHASE ORDER
PROJECT NO. 1254
CONTRACT DATE: 04/30/13

Distribution to:
 OWNER
 ARCHITECT
 CONTRACTOR

FROM CONTRACTOR:
HARRIS CONSTRUCTION CO., INC.
5286 E. HOME AVENUE
FRESNO CA 93727
CONTRACT FOR:

ARCHITECT: THE PORTICO GROUP
1500 4TH AVE-3RD FLOOR
SEATTLE, WA 98101-1670

CONTRACTOR'S APPLICATION FOR PAYMENT

Application is made for payment, as shown below, in connection with the Contract. Continuation Sheet, AIA Document G703, is attached.

1a. PURCHASE ORDER	\$	44,263,000.00
1b. CONTINGENCY		0.00
1c. LEASE		0.00
1d. CHANGE ORDERS		1,729,831.00
3. CONTRACT SUM TO DATE (Line 1 ± 2)	\$	45,992,831.00
4. TOTAL COMPLETED & STORED TO DATE (Column G on G703)	\$	33,682,974.05
5. RETAINAGE:		
a. 0 % of Completed Work (Column D + E on G703)	\$	1,547,137.93
b. % of Stored Material (Column F on G703)	\$	
Total Retainage (Lines 5a + 5b or Total in Column I of G703)	\$	1,547,137.93
6. TOTAL EARNED LESS RETAINAGE (Line 4 Less Line 5 Total)	\$	32,135,836.13
7. LESS PREVIOUS CERTIFICATES FOR PAYMENT (Line 6 from prior Certificate)	\$	29,715,109.43
8. CURRENT PAYMENT DUE	\$	2,420,726.70
9. BALANCE TO FINISH, INCLUDING RETAINAGE (Line 3 less Line 6)	\$	13,856,994.87

The undersigned Contractor certifies that to the best of the Contractor's knowledge, information and belief the Work covered by this Application for Payment has been completed in accordance with the Contract Documents, that all amounts have been paid by the Contractor for Work for which previous Certificates for payments were issued and payments received from the Owner, and that current payment shown herein is now due. CONTRACTOR: HARRIS CONSTRUCTION CO., INC.

By: Tim Thornton Date: 03/11/15
State of: California County of: Fresno ss.

A notary public or other officer completing this certificate verifies only the identity of the individual who signed the document to which this certificate is attached, and not the truthfulness, accuracy, or validity of that documents

On this _____ day of _____, in the year 2015 before me personally appeared Tim Thornton proved to me on the basis of satisfactory evidence to be the person(s) whose name(s) is/are subscribed to the within instrument and acknowledged to me that he/she executed the same in his/her authorized capacity and that by his/her signature(s) on the instrument the person(s), or the entity upon behalf of which the person(s) acted, executed the instrument. WITNESS my hand and official seal.

Signature _____
Notary Public, State of California

ARCHITECT'S CERTIFICATE FOR PAYMENT

In accordance with the Contract Documents, based on on-site observations and the data comprising the application, the Architect certifies to the Owner that to the best of the Architect's knowledge, information and belief the Work has progressed as indicated, the quality of the Work is in accordance with the Contract Documents, and the Contractor is entitled to payment of the AMOUNT CERTIFIED.

AMOUNT CERTIFIED \$ _____

(Attach explanation if amount certified differs from the amount applied. Initial all figures on this Application and on the Continuation Sheet that are changed to conform with the amount certified.)

ARCHITECT:
By: _____ Date: _____

This Certificate is not negotiable. The AMOUNT CERTIFIED is payable only to the Contractor named herein. Issuance, payment and acceptance of payment are without prejudice to any rights of the Owner or Contractor under this Contract.

Amount \$ _____ Date _____
Inspector or Record _____

CHANGE ORDER SUMMARY	ADDITIONS	DEDUCTIONS
Total changes approved in previous months by Owner	1,635,286.00	-
Total approved this Month	94,545.00	-
TOTALS	1,729,831.00	-
NET CHANGES by Change Order	1,729,831.00	-

APPLICATION AND CERTIFICATION FOR PAYMENT

Payment Application #14 for the Africa Savannah Project

To: Fresno Chaffee Zoo Corp.
894 W. Belmont Ave
Fresno Ca 93728

From: Harris Construction Co., Inc.
5286 E. Home Avenue
Fresno Ca 93727


Period: February 1, 2015 February 28, 2015

Application is made for payment, as shown below, in connection with attached Detailed Billing Report.

Original Contract Amount		\$44,263,000.00 ✓
Approved Change Orders	Prior 9/1 1,635,286+94,545	\$1,729,831.00
Contract Sum To Date	↓	\$45,992,831.00
Total Completed and Stored To Date	14/	\$33,862,974.06
Total Retention Deposited to Escrow	14/	\$1,547,137.93
Total Earned To Date Less Retention	↓	\$32,135,836.13
Previous Applications		\$29,715,109.43 ✓
Current Payment Due	14/	\$2,420,726.70 2/
Balance to Finish	↓	\$13,856,994.87

Harris Construction, Inc. certifies that to the best of their knowledge, information and belief the Work covered by this Application for Payment has been completed in accordance with the Contract Documents, that all amounts have been paid by the Contractor for Work for which previous Certificates for Payment were issued and payments received from the Owner, and that current payment shown herein is now due.

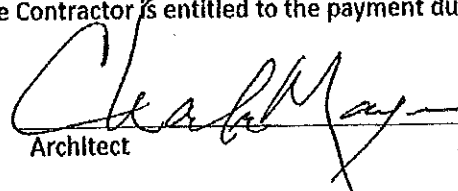
Contractor: Harris Construction Company, Inc.


By:  Date: 4.2.15

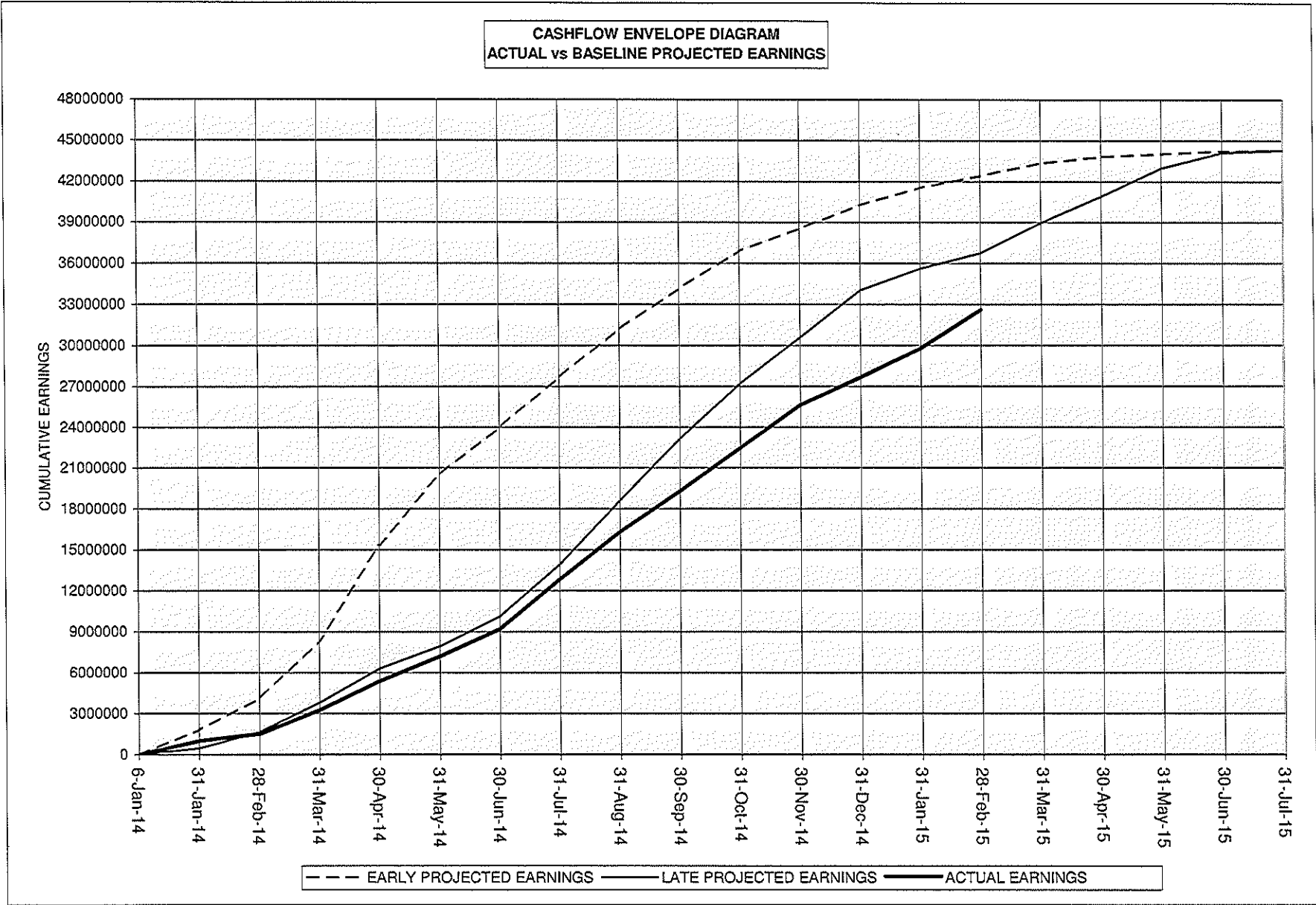
OWNER'S CERTIFICATE FOR PAYMENT

In accordance with the Contract Documents, based on on-site observations and the data comprising the application, the Architect, Owner, Project Manager and Inspector of Record certify that to the best of their knowledge, information and belief the Work has progressed as indicated, the quality of the Work is in accordance with the Contract Documents, and the Contractor is entitled to the payment due.

 7 April 15
Owner Date

 4.6.15
Architect Date

 4.2.15
Project Manager Date



REPORT DATE 12MAR15
11:13

PCOs ADDED THIS PERIOD

AFRICA EXHIBIT INCR 2 & 3

(BILLING PERIOD: 02/01/15 - 02/28/15)

PAGE NO. 1

ACTIVITY ID	ACTIVITY DESCRIPTION	BUDGET AMOUNT
DELETED IN FEBRUARY 2015		
PCO-192	PCO 102- IBA- PRECAST PANEL ERECTION COSTS	0.00
ADDED IN FEBRUARY 2015		
PCO-018	PCO 018- BID HOLD EXTRAS	3465.00
PCO-018.1	PCO 018.001- IBA- BID HOLD EXTRA FOR LOGS	0.00
PCO-059.1	PCO 059.001- ELECTRICAL & GAS LINE	22924.00
PCO-180	PCO 180- DEFERRED APPROVAL PERMIT FEES	7130.00
PCO-191	PCO 191- LODGE AUTOMATIC DOOR ELECTRICAL	1536.00
PCO-193	PCO 193- IBA- INTERNAL: INCREASE CTU CONTRACT	0.00
PCO-195	PCO 195- POWER TO EXHAUST FAN EF-4LG	332.00
PCO-221	PCO 221- IBA- CHEETAH HOLDING SITE POSTS	0.00
PCO-226	PCO 226- SOLATUBE SKYLIGHT EXTENSION	6310.00
PCO-233	PCO 233- IBA- ADDITIONAL TEMPORARY IRRIGATION	0.00
PCO-242	PCO 242- RHINO, CHG CMU TO BOLLARDS @ 5 GATES	-2947.00
PCO-270	PCO 270- LODGE CLASSROOM CABINETRY CHANGES	18131.00
PCO-289	PCO 289- CHEETAH VIEWING REVISIONS	1356.00
PCO-303	PCO 303- KOPJE TOP REBAR @ RET'G WALLS	7624.00
PCO-304	PCO 304- LODGE CAPE WINDOW MODIFICATIONS	10629.00
PCO-306	PCO 306- CONDUIT TO IRRIG PUMP & TERMITE MOUND	1373.00
PCO-307	PCO 307- GIRAFFE BLDG A31G DOOR TYPE CLARIF	6551.00
PCO-307.1	PCO 307.001- GIRAFFE BLDG A31G DOOR TYPE CLARIF	714.00
PCO-324	PCO 324- ADD (5) HAND SINKS & (1) FLOOR TROUGH	4868.00
PCO-325	PCO 325- MD BARRMASTER DOOR & HDWE CHANGES	17073.00
PCO-327	PCO 327- ELEPHANT HOLDING ACOUSTICAL CEILINGS	4079.00
PCO-347	PCO 347- ELEPHANT HOLDING DELETE ROLL-UP DR 110C	-5817.00
PCO-351	PCO 351- ADDED DOOR SECURITY & PCO 123 CREDIT	6897.00
PCO-358	PCO 358- LION HOLDING- FURRED WALL @ FOOD PREP	1107.00
PCO-368	PCO 368- IBA- TEMP IRRIGATION AT TREES	0.00
PCO-372	PCO 372- ADD HERMETICALLY SEALED LOAD CELLS	4436.00
PCO-376.1	PCO 376.1- FIRE PROTECTION DESIGN CHANGES	30330.00
PCO-378	PCO 378- IBA- ELEPHANT HOLDING, (2) 1G EMBEDS	0.00
PCO-380	PCO 380- SITE- CHG VISITOR RAIL TYPE #1 TO #2	-52000.00
PCO-385	PCO 385- LION HOLDING-DELETE (3) RESTING BENCHES	-1556.00
		94545.00
		94545.00

7/

REPORT DATE 06MAY15
11:08

SUMMARY BY COST ACCOUNT

AFRICA EXHIBIT INCR 2 & 3

(BILLING PERIOD: 02/01/15 - 02/28/15)

PAGE NO. 1

COST ACCOUNT	BUDGET AMOUNT	PREVIOUS EARNINGS	EARNINGS THIS PERIOD	TOTAL TO DATE	PCT CMP	REM'G TO COMPLETE	RETENTION
ACELEC - A-C ELECTRIC COMPANY							
ORIGINAL CONTRACT	3709818.00	2576154.00	152246.00	2728400.00	73.5	981418.00	136420.00
CHANGE ORDERS	77146.00	59041.00	3882.00	62923.00	81.6	14223.00	3146.15
	3786964.00	2635195.00	156128.00	2791323.00	73.7	995641.00	139566.15
ATHRUZ - A THRU Z CONSULTING			19/ 148,321.60				
ORIGINAL CONTRACT	2977643.00	1260826.90	746417.90	2007244.80	67.4	970398.20	100362.24
CHANGE ORDERS	34046.00	-75186.00	51391.50	-23794.50	-70.0	57840.50	-1189.72
	3011689.00	1185640.90	797809.40	1983450.30	65.9	1028238.70	99172.51
BEDROCK - BEDROCK			21/ 757,918.93				
ORIGINAL CONTRACT	7600.00	7600.00	0.00	7600.00	100.0	0.00	380.00
CHANGE ORDERS	875.00	875.00	0.00	875.00	100.0	0.00	43.75
	8475.00	8475.00	0.00	8475.00	100.0	0.00	423.75
BTMAN - B.T. MANCINI							
ORIGINAL CONTRACT	53229.00	16810.00	0.00	16810.00	31.6	36419.00	840.50
	53229.00	16810.00	0.00	16810.00	31.6	36419.00	840.50
CENCAL - CENCAL DEMOLITION							
ORIGINAL CONTRACT	211250.00	211250.00	0.00	211250.00	100.0	0.00	10562.50
CHANGE ORDERS	83680.00	83680.00	0.00	83680.00	100.0	0.00	4184.00
	294930.00	294930.00	0.00	294930.00	100.0	0.00	14746.50
CHILDS - CHILDS & CO.							
ORIGINAL CONTRACT	201265.00	174313.00	0.00	174313.00	86.6	26952.00	8715.65
CHANGE ORDERS	12471.00	5195.00	0.00	5195.00	41.7	7276.00	259.75
	213736.00	179508.00	0.00	179508.00	84.0	34228.00	8975.40
COLLINS - COLLINS ELECTRIC							
ORIGINAL CONTRACT	160346.00	160346.00	0.00	160346.00	100.0	0.00	8017.30
CHANGE ORDERS	2269.00	2269.00	0.00	2269.00	100.0	0.00	113.45
	162615.00	162615.00	0.00	162615.00	100.0	0.00	8130.75
CORNELL - CORNELL IRON WORKS							
CHANGE ORDERS	6180.00	0.00	0.00	0.00		6180.00	0.00
	6180.00	0.00	0.00	0.00		6180.00	0.00
COST - COST OF WISCONSIN							
ORIGINAL CONTRACT	5990988.00	3594156.98	606039.51	4200196.49	70.1	1790791.51	210009.82
CHANGE ORDERS	-139693.00	-139693.00	0.00	-139693.00	100.0	0.00	-6984.65
	5851295.00	3454463.98	606039.51	4060503.49	69.4	1790791.51	203025.17
CTU - CTU			29/ 575,737.54				
ORIGINAL CONTRACT	513165.00	513165.00	0.00	513165.00	100.0	0.00	25658.25
CHANGE ORDERS	-7417.00	-107413.00	99996.00	-7417.00	100.0	0.00	-370.85
	505748.00	405752.00	99996.00	505748.00	100.0	0.00	25287.40
DINUBA - DINUBA HOUSE MOVERS			30/ 94,996.20				
CHANGE ORDERS	49700.00	49700.00	0.00	49700.00	100.0	0.00	0.00
	49700.00	49700.00	0.00	49700.00	100.0	0.00	0.00
DORFM - DORMEIER MASONRY							
ORIGINAL CONTRACT	748600.00	563180.00	28000.00	591180.00	79.0	157420.00	29559.00

REPORT DATE 06MAY15
11:08

SUMMARY BY COST ACCOUNT

AFRICA EXHIBIT INCR 2 & 3

(BILLING PERIOD: 02/01/15 - 02/28/15)

PAGE NO. 2

COST ACCOUNT	BUDGET AMOUNT	PREVIOUS EARNINGS	EARNINGS THIS PERIOD	TOTAL TO DATE	PCT CMP	REM'G TO COMPLETE	RETENTION

DORFM - DORMEIER MASONRY							
CHANGE ORDERS	276060.00	56817.00	10404.00	67221.00	24.4	208839.00	3361.05
	1024660.00	619997.00	38404.00	658401.00	64.3	366259.00	32920.05
EARTH - EARTH SHELTER DEVELOPERS			34/ 36,483.80				
ORIGINAL CONTRACT	71441.00	39205.00	32236.00	71441.00	100.0	0.00	3572.05
CHANGE ORDERS	1795.00	0.00	1795.00	1795.00	100.0	0.00	89.75
	73236.00	39205.00	34031.00	73236.00	100.0	0.00	3661.80
ELITE - ELITE LANDSCAPING			36/ 32,329.45				
ORIGINAL CONTRACT	1633438.00	1345212.50	0.00	1345212.50	82.4	288225.50	67260.63
ALLOWANCE FOR LANDSCAPING	0.00	93226.00	-93226.00	0.00	0.0	0.00	0.00
CHANGE ORDERS	912856.00	645914.00	0.00	645914.00	70.8	266942.00	32295.70
	2546294.00	2084352.50	-93226.00	1991126.50	78.2	555167.50	99556.33
EXTREME - EXTREME INDUSTRIAL COATINGS			37/ -88,564.70				
ORIGINAL CONTRACT	89800.00	17875.00	0.00	17875.00	19.9	71925.00	893.75
CHANGE ORDERS	-10348.00	0.00	0.00	0.00		-10348.00	0.00
	79452.00	17875.00	0.00	17875.00	22.5	61577.00	893.75
FPLUMB - FRESNO PLUMBING							
ORIGINAL CONTRACT	997242.00	759351.00	27095.60	786446.60	78.9	210795.40	39322.33
CHANGE ORDERS	53378.00	25848.50	0.00	25848.50	48.4	27529.50	1292.43
	1050620.00	785199.50	27095.60	812295.10	77.3	238324.90	40614.75
GOLDEN - GOLDEN STATE STEEL			41/ 25,740.82				
ORIGINAL CONTRACT	1022875.00	942185.00	12700.00	954885.00	93.4	67990.00	47744.25
CHANGE ORDERS	11006.00	58605.00	-47599.00	11006.00	100.0	0.00	550.30
	1033881.00	1000790.00	-34899.00	965891.00	93.4	67990.00	48294.55
GRAHAM - GRAHAM PREWETT			43/ -33,154.05				
ORIGINAL CONTRACT	2288000.00	1181800.00	176800.00	1358600.00	59.4	929400.00	67930.00
CHANGE ORDERS	-37133.00	-20000.00	-20000.00	-40000.00	107.7	2867.00	-2000.00
	2250867.00	1161800.00	156800.00	1318600.00	58.6	932267.00	65930.00
HANKIN - HANKIN SPECIALTY ELEVATORS			45/ 148,960.00				
ORIGINAL CONTRACT	28200.00	0.00	0.00	0.00		28200.00	0.00
CHANGE ORDERS	562.00	0.00	0.00	0.00		562.00	0.00
	28762.00	0.00	0.00	0.00		28762.00	0.00
HARRIS - HARRIS CONSTRUCTION CO., INC.							
CONSTRUCTION SERVICES	3357249.00	2513769.00	62/ 176746.29	2690515.37	80.1	666733.63	0.00
DIRECT WORK	6728821.00	5567590.00	63/ 272,619.18	5807252.68	86.3	921568.32	290362.63
CHANGE ORDERS	291593.00	323398.30		370703.44	127.2	-79110.44	18535.17
	10377663.00	8404757.64	463713.85	8868471.49	85.5	1509191.51	308897.81
HAYDON - HAYDON CONSTRUCTION			449,365.47				
ORIGINAL CONTRACT	977854.00	977854.00	0.00	977854.00	100.0	0.00	48892.70
CHANGE ORDERS	292856.00	292856.00	0.00	292856.00	100.0	0.00	14642.80
	1270710.00	1270710.00	0.00	1270710.00	100.0	0.00	63535.50

REPORT DATE 06MAY15
11:08

SUMMARY BY COST ACCOUNT

AFRICA EXHIBIT INCR 2 & 3

(BILLING PERIOD: 02/01/15 - 02/28/15)

PAGE NO. 3

COST ACCOUNT	BUDGET AMOUNT	PREVIOUS EARNINGS	EARNINGS THIS PERIOD	TOTAL TO DATE	PCT CMP	REM'G TO COMPLETE	RETENTION

HCONTIN - HARRIS CONTINGENCY							
CONSTRUCTION SERVICES	303688.00	0.00	57826.00	57826.00	19.0	245862.00	2891.30
CHANGE ORDERS	-69927.00	0.00	-57826.00	-57826.00	82.7	-12101.00	-2891.30
	233761.00	0.00	0.00	0.00	-0.1	233761.00	0.00

HREBAR - HARRIS REBAR FRESNO INC.							
ORIGINAL CONTRACT	878229.00	803770.20	0.00	803770.20	91.5	74458.80	40188.51
CHANGE ORDERS	43825.00	34814.00	1708.00	36522.00	83.3	7303.00	1826.10
	922054.00	838584.20	1708.00	840292.20	91.1	81761.80	42014.61

IBA - INGLES-BRAUN & ASSOCIATES							
ORIGINAL CONTRACT	126350.00	111549.85	4278.00	115827.85	91.7	10522.15	5791.39
CHANGE ORDERS	2487.00	2487.00	0.00	2487.00	100.0	0.00	124.35
	128837.00	114036.85	4278.00	118314.85	91.8	10522.15	5915.74

JERICO - JERICO FIRE PROTECTION							
ORIGINAL CONTRACT	99900.00	34232.00	0.00	34232.00	34.3	65668.00	1711.60
CHANGE ORDERS	29991.00	0.00	0.00	0.00		29991.00	0.00
	129891.00	34232.00	0.00	34232.00	26.4	95659.00	1711.60

JORGEN - JORGENSEN CO.							
ORIGINAL CONTRACT	1004.00	0.00	0.00	0.00		1004.00	0.00
	1004.00	0.00	0.00	0.00		1004.00	0.00

KARSYN - KARSYN CONSTRUCTION							
ORIGINAL CONTRACT	1211850.00	769157.50	9542.50	778700.00	64.3	433150.00	38935.00
CHANGE ORDERS	63354.00	46638.65	2908.22	49546.87	78.2	13807.13	2477.34
	1275204.00	815796.15	12450.72	828246.87	65.0	446957.13	41412.34

KROEKER - KROEKER, INC.							
CHANGE ORDERS	2515.00	2515.00	0.00	2515.00	100.0	0.00	125.75
	2515.00	2515.00	0.00	2515.00	100.0	0.00	125.75

LANDSC - LANDSCAPING (REM'G ALLOWANCE)							
ORIGINAL CONTRACT	225310.00	0.00	225310.00	225310.00	100.0	0.00	11265.50
ALLOWANCE FOR LANDSCAPING	141252.00	0.00	141252.00	141252.00	100.0	0.00	7062.60
CHANGE ORDERS	-366562.00	0.00	-366562.00	-366562.00	100.0	0.00	-18328.10
	0.00	0.00	0.00	0.00	0.0	0.00	0.00

MDBARN - MD BARN MASTER							
ORIGINAL CONTRACT	1150893.00	1028013.00	28416.00	1056429.00	91.8	94464.00	52821.45
CHANGE ORDERS	21037.00	0.00	0.00	0.00		21037.00	0.00
	1171930.00	1028013.00	28416.00	1056429.00	90.1	115501.00	52821.45

NELSON - NELSON'S PAINTING							
ORIGINAL CONTRACT	173000.00	25040.00	0.00	25040.00	14.5	147960.00	1252.00
CHANGE ORDERS	8120.00	0.00	0.00	0.00		8120.00	0.00
	181120.00	25040.00	0.00	25040.00	13.8	156080.00	1252.00

SACTO - SACRAMENTO INSULATION							
ORIGINAL CONTRACT	87245.00	14775.56	0.00	14775.56	16.9	72469.44	738.78
CHANGE ORDERS	1550.00	0.00	0.00	0.00		1550.00	0.00

67/ 1,622.60

69/ 4,064.10

74/ 11,828.19

76/

78/ 26,995.20

REPORT DATE 06MAY15
11:08

SUMMARY BY COST ACCOUNT

AFRICA EXHIBIT INCR 2 & 3

(BILLING PERIOD: 02/01/15 - 02/28/15)

PAGE NO. 4

COST ACCOUNT	BUDGET AMOUNT	PREVIOUS EARNINGS	EARNINGS THIS PERIOD	TOTAL TO DATE	PCT CMP	REM'G TO COMPLETE	RETENTION
SACTO - SACRAMENTO INSULATION	88795.00	14775.56	0.00	14775.56	16.6	74019.44	738.78
SAFARI - SAFARI THATCH							
ORIGINAL CONTRACT	47305.00	47305.00	0.00	47305.00	100.0	0.00	2365.25
CHANGE ORDERS	24494.00	24494.00	0.00	24494.00	100.0	0.00	1224.70
	71799.00	71799.00	0.00	71799.00	100.0	0.00	3589.95
SANJOAQ - SAN JOAQUIN GLASS							
ORIGINAL CONTRACT	767121.00	208686.00	60232.65	268918.65	35.1	498202.35	13445.93
CHANGE ORDERS	-20995.00	0.00	-31882.00	-31882.00	151.9	10887.00	-1594.10
	746126.00	208686.00	28350.65	237036.65	31.8	509089.35	11851.83
SHELCO - SHELCO INDUSTRIES			84/ 26,933.12				
ORIGINAL CONTRACT	31559.00	20712.00	0.00	20712.00	65.6	10847.00	1035.60
CHANGE ORDERS	-1373.00	0.00	0.00	0.00		-1373.00	0.00
	30186.00	20712.00	0.00	20712.00	68.6	9474.00	1035.60
SIGNS - SIGNS OF SUCCESS							
CHANGE ORDERS	3459.00	0.00	0.00	0.00		3459.00	0.00
	3459.00	0.00	0.00	0.00		3459.00	0.00
SMITH - THE SMITH COMPANY							
ORIGINAL CONTRACT	17236.00	1724.00	0.00	1724.00	10.0	15512.00	86.20
CHANGE ORDERS	-11997.00	0.00	0.00	0.00		-11997.00	0.00
	5239.00	1724.00	0.00	1724.00	32.9	3515.00	86.20
STRATEG - STRATEGIC MECHANICAL							
ORIGINAL CONTRACT	3515450.00	2753285.05	123251.20	2876536.25	81.8	638913.75	143826.81
CHANGE ORDERS	173635.00	50216.80	13555.00	63771.80	36.7	109863.20	3188.59
	3689085.00	2803501.85	136806.20	2940308.05	79.7	748776.95	147015.40
TIDRICK - TIDRICK TILE			91/ 129,965.89				
ORIGINAL CONTRACT	25344.00	25344.00	0.00	25344.00	100.0	0.00	1267.20
	25344.00	25344.00	0.00	25344.00	100.0	0.00	1267.20
TMR - TMR EXECUTIVE INTERIORS							
ORIGINAL CONTRACT	251320.00	19646.00	20249.00	39895.00	15.9	211425.00	1994.75
CHANGE ORDERS	17440.00	0.00	0.00	0.00		17440.00	0.00
	268760.00	19646.00	20249.00	39895.00	14.8	228865.00	1994.75
VALLEY - VALLEY EXCAVATION			94/ 19,236.55				
ORIGINAL CONTRACT	1893600.00	1144845.00	43480.00	1188325.00	62.8	705275.00	59416.25
CHANGE ORDERS	-96380.00	-96380.00	0.00	-96380.00	100.0	0.00	-4819.00
	1797220.00	1048465.00	43480.00	1091945.00	60.8	705275.00	54597.25
VFENCE - VALLEY FENCE COMPANY			97/ 41,306.00				
ORIGINAL CONTRACT	1473220.00	252120.00	11200.00	263320.00	17.9	1209900.00	13166.00
CHANGE ORDERS	-51514.00	486.00	0.00	486.00	-0.9	-52000.00	24.30
	1421706.00	252606.00	11200.00	263806.00	18.6	1157900.00	13190.30
WBSALEH - WM B SALEH CO.			99/ 10,640.00				
CHANGE ORDERS	11586.00	11586.00	0.00	11586.00	100.0	0.00	579.30

REPORT DATE 06MAY15
11:08

SUMMARY BY COST ACCOUNT

AFRICA EXHIBIT INCR 2 & 3

(BILLING PERIOD: 02/01/15 - 02/28/15)

PAGE NO. 5

COST ACCOUNT	BUDGET AMOUNT	PREVIOUS EARNINGS	EARNINGS THIS PERIOD	TOTAL TO DATE	PCT CMP	REM'G TO COMPLETE	RETENTION
WBSALEH - WM B SALEH CO.	11586.00	11586.00	0.00	11586.00	100.0	0.00	579.30
WBUILD - WESTERN BUILDING MATERIALS							
ORIGINAL CONTRACT	73300.00	0.00	0.00	0.00		73300.00	0.00
CHANGE ORDERS	3900.00	0.00	0.00	0.00		3900.00	0.00
	77200.00	0.00	0.00	0.00		77200.00	0.00
WIRELES - WIRELESS INFRASTRUCTURE SERVICES							
CHANGE ORDERS	29304.00	29304.00	0.00	29304.00	100.0	0.00	1465.20
	29304.00	29304.00	0.00	29304.00	100.0	0.00	1465.20
	45992831.00	31144143.13	2538830.93	33682974.06	5/73.2	12309856.94	1547137.93

0.	C
148,321.60	+
757,918.93	+
575,737.54	+
94,996.20	+
36,483.80	+
32,329.45	+
88,564.70	-
25,740.82	+
33,154.05	-
148,960.00	+
449,365.47	+
1,622.60	+
4,064.10	+
11,828.19	+
26,995.20	+
26,933.12	+
129,965.89	+
19,236.55	+
41,306.00	+
10,640.00	+
020	
2,420,726.71	*

7/ Immaterial difference of \$.01 due to rounding

i

REPORT DATE 06MAY15
11:11

MONTHLY EARNINGS REPORT by SUB

AFRICA EXHIBIT INCR 2 & 3

(BILLING PERIOD: 02/01/15 - 02/28/15)

PAGE NO. 1

ACELEC - A-C ELECTRIC COMPANY

ACTIVITY ID	ACTIVITY DESCRIPTION	BUDGET AMOUNT	PREVIOUS EARNINGS	EARNINGS THIS PERIOD	TOTAL TO DATE	PCT CMP	REM'G TO COMPLETE	RETENTION
ORIGINAL CONTRACT								
GC-1210	MISC ELECTRICAL (A/C ELEC)	159860.00	55951.00	0.00	55951.00	35.0	103909.00	2797.55
GC-1215	ELECTRICAL INCR 3 SUBCONTRACTOR BOND	23958.00	23958.00	0.00	23958.00	100.0	0.00	1197.90
GC-1220	FIRE ALARM SYSTEM (ALL AREAS)	18000.00	2700.00	0.00	2700.00	15.0	15300.00	135.00
GC-1230	DATA / COMMUNICATIONS SYSTEM (ALL AREAS)	157000.00	94200.00	0.00	94200.00	60.0	62800.00	4710.00
EW-1320	REM'G SITE U/G ELECTRICAL (INCR 3)	716274.00	378448.00	51316.00	429764.00	60.0	286510.00	21488.20
PD-1030	U/G ELECTRICAL (PARK DRIVE W)	25850.00	19388.00	0.00	19388.00	75.0	6462.00	969.40
01-1020	DEEP U/G ELECTRICAL (BLDG 1)	30591.00	30591.00	0.00	30591.00	100.0	0.00	1529.55
01-1080	U'SLAB ELECTRICAL (BLDG 1)	25000.00	18750.00	0.00	18750.00	75.0	6250.00	937.50
01-1460	R.I. ELECTRICAL CONDUIT (BLDG 1)	62250.00	15563.00	0.00	15563.00	25.0	46687.00	778.15
01-1500	SET PANELBOARDS/SWITCHBOARDS (BLDG 1)	17909.00	4477.00	0.00	4477.00	25.0	13432.00	223.85
01-1510	PULL FEEDER WIRE/MAKEUP PANELS (BLDG 1)	11102.00	5551.00	0.00	5551.00	50.0	5551.00	277.55
01-1530	PULL BRANCH WIRE (BLDG 1)	10122.00	1012.00	0.00	1012.00	10.0	9110.00	50.60
01-1540	SET/HOOKUP TRANSFORMER (BLDG 1)	1231.00	0.00	0.00	0.00		1231.00	0.00
01-1630	HANG LIGHT FIXTURES (BLDG 1)	21345.00	0.00	0.00	0.00		21345.00	0.00
01-1640	ENERGIZE/TEST ELECTRICAL (BLDG 1)	1231.00	0.00	0.00	0.00		1231.00	0.00
01-1680	FINISH ELECTRICAL (BLDG 1)	4752.00	0.00	0.00	0.00		4752.00	0.00
01-1810	ELEC HOOKUPS @ ROOF-MT EQPT (BLDG 1)	4285.00	0.00	0.00	0.00		4285.00	0.00
02-1040	U'SLAB ELECTRICAL (BLDG 2)	8800.00	8800.00	0.00	8800.00	100.0	0.00	440.00
02-1150	R.I. ELECTRICAL CONDUIT (BLDG 2)	7500.00	7500.00	0.00	7500.00	100.0	0.00	375.00
02-1170	SET PANELBOARDS (BLDG 2)	342.00	342.00	0.00	342.00	100.0	0.00	17.10
02-1180	PULL FEEDER WIRE/MAKEUP PANELS (BLDG 2)	1201.00	1201.00	0.00	1201.00	100.0	0.00	60.05
02-1200	PULL BRANCH WIRE (BLDG 2)	500.00	500.00	0.00	500.00	100.0	0.00	25.00
02-1210	CEILING FAN (BLDG 2)	653.00	0.00	653.00	653.00	100.0	0.00	32.65
02-1230	HANG LIGHT FIXTURES (BLDG 2)	984.00	0.00	984.00	984.00	100.0	0.00	49.20
02-1260	ENERGIZE/TEST ELECTRICAL (BLDG 2)	433.00	0.00	0.00	0.00		433.00	0.00
03-1050	U'SLAB ELECTRICAL (BLDG 3)	12000.00	12000.00	0.00	12000.00	100.0	0.00	600.00
03-1190	R.I. ELECTRICAL CONDUIT (BLDG 3)	8848.00	8848.00	0.00	8848.00	100.0	0.00	442.40
03-1230	SET PANELBOARDS / XFMR (BLDG 3)	1309.00	1309.00	0.00	1309.00	100.0	0.00	65.45
03-1270	PULL FEEDER WIRE/MAKEUP PANELS (BLDG 3)	893.00	450.00	0.00	450.00	50.4	443.00	22.50
03-1300	PULL BRANCH WIRE (BLDG 3)	404.00	404.00	0.00	404.00	100.0	0.00	20.20
03-1480	HANG LIGHT FIXTURES (BLDG 3)	748.00	748.00	0.00	748.00	100.0	0.00	37.40
03-1520	ELEC HOOKUPS @ HVAC EQPT (BLDG 3)	1952.00	1952.00	0.00	1952.00	100.0	0.00	97.60
03-1530	ENERGIZE/TEST ELECTRICAL (BLDG 3)	433.00	0.00	0.00	0.00		433.00	0.00
04-1050	U'SLAB ELECTRICAL (BLDG 4)	12673.00	12673.00	0.00	12673.00	100.0	0.00	633.65
04-1190	R.I. ELECTRICAL CONDUIT (BLDG 4)	3871.00	3871.00	0.00	3871.00	100.0	0.00	193.55
04-1240	SET PANELBOARDS / XFMR (BLDG 4)	1832.00	1832.00	0.00	1832.00	100.0	0.00	91.60
04-1270	PULL FEEDER WIRE/MAKEUP PANELS (BLDG 4)	13793.00	10063.00	0.00	10063.00	73.0	3730.00	503.15
04-1290	PULL BRANCH WIRE (BLDG 4)	521.00	521.00	0.00	521.00	100.0	0.00	26.05
04-1480	HANG LIGHT FIXTURES (BLDG 4)	285.00	285.00	0.00	285.00	100.0	0.00	14.25
04-1520	ELEC HOOKUPS @ HVAC EQPT (BLDG 4)	1107.00	1107.00	0.00	1107.00	100.0	0.00	55.35
04-1530	ENERGIZE/TEST ELECTRICAL (BLDG 4)	433.00	0.00	0.00	0.00		433.00	0.00
05-1050	U'SLAB ELECTRICAL (BLDG 5)	5407.00	5407.00	0.00	5407.00	100.0	0.00	270.35
05-1240	R.I. ELECTRICAL CONDUIT (BLDG 5)	6371.00	6371.00	0.00	6371.00	100.0	0.00	318.55
05-1270	SET PANELBOARDS / XFMR (BLDG 5)	797.00	797.00	0.00	797.00	100.0	0.00	39.85
05-1300	PULL FEEDER WIRE/MAKEUP PANELS (BLDG 5)	604.00	604.00	0.00	604.00	100.0	0.00	30.20
05-1340	PULL BRANCH WIRE (BLDG 5)	500.00	500.00	0.00	500.00	100.0	0.00	25.00
05-1470	HANG LIGHT FIXTURES (BLDG 5)	455.00	455.00	0.00	455.00	100.0	0.00	22.75
05-1500	ELEC HOOKUPS @ HVAC EQPT (BLDG 5)	1667.00	1667.00	0.00	1667.00	100.0	0.00	83.35
05-1520	ENERGIZE/TEST ELECTRICAL (BLDG 5)	433.00	0.00	0.00	0.00		433.00	0.00
10-1020	DEEP U/G ELECTRICAL (BLDG 10)	10650.00	10650.00	0.00	10650.00	100.0	0.00	532.50
10-1100	U'SLAB ELECTRICAL (BLDG 10)	10193.00	10193.00	0.00	10193.00	100.0	0.00	509.65
10-1340	R.I. ELECTRICAL CONDUIT (BSMT)	10237.00	10237.00	0.00	10237.00	100.0	0.00	511.85
10-1360	SET PANELBOARDS/XFMR (BSMT)	1500.00	0.00	0.00	0.00		1500.00	0.00
10-1380	PULL FEEDER WIRE/MAKEUP PANELS (BSMT)	705.00	0.00	0.00	0.00		705.00	0.00
10-1400	PULL BRANCH WIRE (BSMT)	569.00	0.00	0.00	0.00		569.00	0.00
10-1420	HANG LIGHT FIXTURES (BSMT)	1458.00	0.00	0.00	0.00		1458.00	0.00
10-1440	FINISH ELECTRICAL (BSMT)	1060.00	0.00	0.00	0.00		1060.00	0.00
10-1450	SYSTEMS DEVICES/TERMINATIONS (BSMT)	832.00	0.00	0.00	0.00		832.00	0.00
10-1500	ELECTRICAL HOOKUP HVAC EQPT (BSMT)	1823.00	0.00	0.00	0.00		1823.00	0.00
10-1630	R.I. ELECT CONDUIT (MAIN LVL)	6800.00	0.00	0.00	0.00		6800.00	0.00
10-1650	PULL BRANCH WIRE (MAIN LVL)	433.00	0.00	0.00	0.00		433.00	0.00
10-1670	HANG LIGHT FIXTURES (MAIN LVL)	1800.00	0.00	0.00	0.00		1800.00	0.00
10-1700	ENERGIZE/TEST ELECTRICAL (BLDG 10)	433.00	0.00	0.00	0.00		433.00	0.00
10-1910	R.I./FINISH ELECTRICAL OUTLETS (APPROACH)	889.00	0.00	0.00	0.00		889.00	0.00
11-1080	U/G ELECTRICAL CONDUIT (BLDG 11)	250.00	250.00	0.00	250.00	100.0	0.00	12.50
11-1110	PULL ELECTRICAL WIRE (BLDG 11)	320.00	0.00	0.00	0.00		320.00	0.00
11-1120	FINISH ELECTRICAL (BLDG 11)	320.00	0.00	0.00	0.00		320.00	0.00

REPORT DATE 06MAY15
11:11

MONTHLY EARNINGS REPORT by SUB

AFRICA EXHIBIT INCR 2 & 3

(BILLING PERIOD: 02/01/15 - 02/28/15)

PAGE NO. 2

ACELEC - A-C ELECTRIC COMPANY

ACTIVITY ID	ACTIVITY DESCRIPTION	BUDGET AMOUNT	PREVIOUS EARNINGS	EARNINGS THIS PERIOD	TOTAL TO DATE	PCT CMP	REM'G TO COMPLETE	RETENTION
ORIGINAL CONTRACT								
12-1030	DEEP U/G ELECTRICAL (BLDG 12)	10500.00	10500.00	0.00	10500.00	100.0	0.00	525.00
12-1080	U'SLAB ELECTRICAL (BLDG 12)	7976.00	7976.00	0.00	7976.00	100.0	0.00	398.80
12-1280	R.I. ELECTRICAL CONDUIT (BLDG 12)	3000.00	1050.00	0.00	1050.00	35.0	1950.00	52.50
12-1330	SET PANELBOARDS / XFMR (BLDG 12)	1605.00	0.00	0.00	0.00		1605.00	0.00
12-1380	PULL FEEDER WIRE/MAKEUP PANELS (BLDG 12)	1683.00	0.00	0.00	0.00		1683.00	0.00
12-1410	PULL BRANCH WIRE (BLDG 12)	697.00	0.00	0.00	0.00		697.00	0.00
12-1420	ELEC HOOKUPS @ HVAC EQPT (BLDG 12)	401.00	0.00	0.00	0.00		401.00	0.00
12-1430	FINISH ELECTRICAL (BLDG 12)	547.00	0.00	0.00	0.00		547.00	0.00
12-1480	HANG LIGHT FIXTURES (BLDG 12)	777.00	0.00	0.00	0.00		777.00	0.00
12-1530	ENERGIZE/TEST ELECTRICAL (BLDG 12)	433.00	0.00	0.00	0.00		433.00	0.00
13-1080	U'SLAB ELECTRICAL (BLDG 13)	1200.00	1200.00	0.00	1200.00	100.0	0.00	60.00
13-1170	FINISH ELECTRICAL (BLDG 13)	1200.00	0.00	0.00	0.00		1200.00	0.00
30-1040	DEEP U/G ELECTRICAL (BLDG 30)	9700.00	9700.00	0.00	9700.00	100.0	0.00	485.00
30-1110	U'SLAB ELECTRICAL (BLDG 30)	7700.00	7700.00	0.00	7700.00	100.0	0.00	385.00
30-1340	R.I. ELECTRICAL CONDUIT (BLDG 30)	5000.00	5000.00	0.00	5000.00	100.0	0.00	250.00
30-1410	SET PANELBOARDS/XFMR (BLDG 30)	1285.00	1285.00	0.00	1285.00	100.0	0.00	64.25
30-1440	PULL FEEDER WIRE/MAKEUP PANELS (BLDG 30)	3245.00	3245.00	0.00	3245.00	100.0	0.00	162.25
30-1450	PULL BRANCH WIRE (BLDG 30)	1104.00	1104.00	0.00	1104.00	100.0	0.00	55.20
30-1500	HANG LIGHT FIXTURES (BLDG 30)	718.00	646.00	0.00	646.00	90.0	72.00	32.30
30-1510	ELEC HOOKUPS @ MECH EQPT (BLDG 30)	1071.00	1071.00	0.00	1071.00	100.0	0.00	53.55
30-1600	FINISH ELECTRICAL (BLDG 30)	1032.00	1032.00	0.00	1032.00	100.0	0.00	51.60
30-1620	ENERGIZE/TEST ELECTRICAL (BLDG 30)	433.00	0.00	0.00	0.00		433.00	0.00
31-1020	DEEP U/G ELECTRICAL (BLDG 31)	29560.00	29560.00	0.00	29560.00	100.0	0.00	1478.00
31-1080	U'SLAB ELECTRICAL (BLDG 31)	10500.00	10500.00	0.00	10500.00	100.0	0.00	525.00
31-1360	R.I. ELECTRICAL CONDUIT (BLDG 31)	17391.00	0.00	0.00	0.00		17391.00	0.00
31-1410	SET PANELBOARDS/XFMR (BLDG 31)	3779.00	0.00	0.00	0.00		3779.00	0.00
31-1430	PULL FEEDER WIRE/MAKEUP PANELS (BLDG 31)	5864.00	0.00	0.00	0.00		5864.00	0.00
31-1460	PULL BRANCH WIRE (BLDG 31)	5620.00	0.00	0.00	0.00		5620.00	0.00
31-1510	ELEC HOOKUPS @ MECH EQPT (BLDG 31)	2988.00	0.00	0.00	0.00		2988.00	0.00
31-1540	HANG LIGHT FIXTURES (BLDG 31)	3305.00	0.00	0.00	0.00		3305.00	0.00
31-1640	FINISH ELECTRICAL (BLDG 31)	1910.00	0.00	0.00	0.00		1910.00	0.00
31-1670	ENERGIZE/TEST ELECTRICAL (BLDG 31)	775.00	0.00	0.00	0.00		775.00	0.00
32-1020	DEEP U/G ELECTRICAL (BLDG 32)	11331.00	11331.00	0.00	11331.00	100.0	0.00	566.55
32-1070	U'SLAB ELECTRICAL (BLDG 32)	7396.00	7396.00	0.00	7396.00	100.0	0.00	369.80
32-1280	R.I. ELECTRICAL CONDUIT (BLDG 32)	5419.00	2710.00	2709.00	5419.00	100.0	0.00	270.95
32-1310	SET PANELBOARDS/XFMR (BLDG 32)	1662.00	1662.00	0.00	1662.00	100.0	0.00	83.10
32-1340	PULL FEEDER WIRE/MAKEUP PANELS (BLDG 32)	285.00	0.00	285.00	285.00	100.0	0.00	14.25
32-1400	PULL BRANCH WIRE (BLDG 32)	1787.00	1787.00	0.00	1787.00	100.0	0.00	89.35
32-1430	ELEC HOOKUPS @ MECH EQPT (BLDG 32)	1030.00	1030.00	0.00	1030.00	100.0	0.00	51.50
32-1440	HANG LIGHT FIXTURES (BLDG 32)	1129.00	847.00	282.00	1129.00	100.0	0.00	56.45
32-1550	FINISH ELECTRICAL (BLDG 32)	1700.00	0.00	1700.00	1700.00	100.0	0.00	85.00
32-1580	ENERGIZE/TEST ELECTRICAL (BLDG 32)	433.00	0.00	0.00	0.00		433.00	0.00
33-1020	DEEP U/G ELECTRICAL (BLDG 33)	17625.00	17625.00	0.00	17625.00	100.0	0.00	881.25
33-1110	U'SLAB ELECTRICAL (BLDG 33)	5187.00	5187.00	0.00	5187.00	100.0	0.00	259.35
33-1380	R.I. ELECTRICAL CONDUIT (BLDG 33)	10104.00	2526.00	2526.00	5052.00	50.0	5052.00	252.60
33-1460	SET PANELBOARDS/XFMR (BLDG 33)	4104.00	0.00	0.00	0.00		4104.00	0.00
33-1490	PULL FEEDER WIRE/MAKEUP PANELS (BLDG 33)	2904.00	0.00	0.00	0.00		2904.00	0.00
33-1550	PULL BRANCH WIRE (BLDG 33)	7284.00	0.00	0.00	0.00		7284.00	0.00
33-1640	ELEC HOOKUPS @ MECH EQPT (BLDG 33)	7078.00	0.00	0.00	0.00		7078.00	0.00
33-1670	HANG LIGHT FIXTURES (BLDG 33)	963.00	0.00	0.00	0.00		963.00	0.00
33-1810	FINISH ELECTRICAL (BLDG 33)	2786.00	0.00	0.00	0.00		2786.00	0.00
33-1840	ENERGIZE/TEST ELECTRICAL (BLDG 33)	436.00	0.00	0.00	0.00		436.00	0.00
34-1030	DEEP U/G ELECTRICAL (BLDG 34)	10500.00	10500.00	0.00	10500.00	100.0	0.00	525.00
34-1140	U'SLAB ELECTRICAL (BLDG 34)	10090.00	10090.00	0.00	10090.00	100.0	0.00	504.50
34-1290	R.I. ELECTRICAL CONDUIT (BLDG 34)	13049.00	13049.00	0.00	13049.00	100.0	0.00	652.45
34-1390	SET PANELBOARDS/XFMR (BLDG 34)	1456.00	1456.00	0.00	1456.00	100.0	0.00	72.80
34-1410	PULL FEEDER WIRE/MAKEUP PANELS (BLDG 34)	3245.00	3245.00	0.00	3245.00	100.0	0.00	162.25
34-1420	PULL BRANCH WIRE (BLDG 34)	2333.00	2333.00	0.00	2333.00	100.0	0.00	116.65
34-1550	HANG LIGHT FIXTURES (BLDG 34)	2572.00	2572.00	0.00	2572.00	100.0	0.00	128.60
34-1570	ELEC HOOKUPS @ MECH EQPT (BLDG 34)	2085.00	2085.00	0.00	2085.00	100.0	0.00	104.25
34-1680	FINISH ELECTRICAL (BLDG 34)	547.00	547.00	0.00	547.00	100.0	0.00	27.35
34-1720	ENERGIZE/TEST ELECTRICAL (BLDG 34)	1130.00	1130.00	0.00	1130.00	100.0	0.00	56.50
34B-1050	R.I. ELECTRICAL (BLDG 34 BRIDGE)	455.00	228.00	0.00	228.00	50.0	227.00	11.40

REPORT DATE 06MAY15
11:11

MONTHLY EARNINGS REPORT by SUB

AFRICA EXHIBIT INCR 2 & 3

(BILLING PERIOD: 02/01/15 - 02/28/15)

PAGE NO. 3

ACELEC - A-C ELECTRIC COMPANY

ACTIVITY ID	ACTIVITY DESCRIPTION	BUDGET AMOUNT	PREVIOUS EARNINGS	EARNINGS THIS PERIOD	TOTAL TO DATE	PCT CMP	REM'G TO COMPLETE	RETENTION
ORIGINAL CONTRACT								
34B-1150	FINISH PLBG/FIXTURES (BLDG 34 BRIDGE)	1231.00	620.00	0.00	620.00	50.4	611.00	31.00
34B-1160	FINISH ELECTRICAL (BLDG 34 BRIDGE)	250.00	250.00	0.00	250.00	100.0	0.00	12.50
40-1050	U'SLAB ELECTRICAL (BLDG 40)	7790.00	7790.00	0.00	7790.00	100.0	0.00	389.50
40-1200	R.I. ELECTRICAL CONDUIT (BLDG 40)	8136.00	8136.00	0.00	8136.00	100.0	0.00	406.80
40-1270	SET PANELBOARDS (BLDG 40)	250.00	250.00	0.00	250.00	100.0	0.00	12.50
40-1300	PULL FEEDER WIRE/MAKEUP PANELS (BLDG 40)	377.00	377.00	0.00	377.00	100.0	0.00	18.85
40-1350	PULL BRANCH WIRE (BLDG 40)	300.00	300.00	0.00	300.00	100.0	0.00	15.00
40-1360	HANG LIGHT FIXTURES (BLDG 40)	300.00	300.00	0.00	300.00	100.0	0.00	15.00
40-1430	FINISH ELECTRICAL (BLDG 40)	611.00	458.00	0.00	458.00	75.0	153.00	22.90
40-1490	ELEC HOOKUPS @ MECH EQPT (BLDG 40)	240.00	240.00	0.00	240.00	100.0	0.00	12.00
40-1520	ENERGIZE/TEST ELECTRICAL (BLDG 40)	433.00	0.00	0.00	0.00		433.00	0.00
41-1050	U'SLAB ELECTRICAL (BLDG 41)	12290.00	12290.00	0.00	12290.00	100.0	0.00	614.50
41-1290	R.I. ELECTRICAL CONDUIT (BLDG 41)	8520.00	8520.00	0.00	8520.00	100.0	0.00	426.00
41-1340	SET PANELBOARDS (BLDG 41)	1604.00	1604.00	0.00	1604.00	100.0	0.00	80.20
41-1360	PULL FEEDER WIRE/MAKEUP PANELS (BLDG 41)	1600.00	0.00	1600.00	1600.00	100.0	0.00	80.00
41-1390	PULL BRANCH WIRE (BLDG 41)	637.00	637.00	0.00	637.00	100.0	0.00	31.85
41-1400	HANG LIGHT FIXTURES (BLDG 41)	228.00	228.00	0.00	228.00	100.0	0.00	11.40
41-1460	FINISH ELECTRICAL (BLDG 41)	610.00	458.00	0.00	458.00	75.0	152.00	22.90
41-1500	ELEC HOOKUPS @ MECH EQPT (BLDG 41)	1600.00	1600.00	0.00	1600.00	100.0	0.00	80.00
41-1530	ENERGIZE/TEST ELECTRICAL (BLDG 41)	433.00	0.00	0.00	0.00		433.00	0.00
50-1160	U'SLAB ELECTRICAL (BLDG 50)	10700.00	10700.00	0.00	10700.00	100.0	0.00	535.00
50-1300	R.I. ELECTRICAL CONDUIT (BLDG 50)	9500.00	0.00	9500.00	9500.00	100.0	0.00	475.00
50-1370	SET PANELBOARDS/XFMR (BLDG 50)	716.00	0.00	716.00	716.00	100.0	0.00	35.80
50-1380	PULL FEEDER WIRE/MAKEUP PANELS (BLDG 50)	2312.00	0.00	2312.00	2312.00	100.0	0.00	115.60
50-1390	PULL BRANCH WIRE (BLDG 50)	996.00	0.00	996.00	996.00	100.0	0.00	49.80
50-1400	HANG LIGHT FIXTURES (BLDG 50)	785.00	0.00	785.00	785.00	100.0	0.00	39.25
50-1450	FINISH ELECTRICAL (BLDG 50)	625.00	0.00	625.00	625.00	100.0	0.00	31.25
50-1480	ELEC HOOKUPS @ LSS EQPT (BLDG 50)	1350.00	0.00	675.00	675.00	50.0	675.00	33.75
50-1490	ENERGIZE/TEST ELECTRICAL (BLDG 50)	433.00	0.00	0.00	0.00		433.00	0.00
51-1130	R.I. ELECTRICAL CONDUIT (BLDG 51)	1200.00	600.00	0.00	600.00	50.0	600.00	30.00
51-1140	PULL BRANCH WIRE (BLDG 51)	1000.00	0.00	0.00	0.00		1000.00	0.00
51-1170	ELEC HOOKUPS @ SEWAGE EQPT (BLDG 51)	750.00	0.00	0.00	0.00		750.00	0.00
51-1180	ENERGIZE/TEST ELECTRICAL (BLDG 51)	250.00	0.00	0.00	0.00		250.00	0.00
52-1150	U'SLAB ELECTRICAL (BLDG 52)	13148.00	13148.00	0.00	13148.00	100.0	0.00	657.40
52-1340	R.I. ELECTRICAL CONDUIT (BLDG 52)	9160.00	0.00	2290.00	2290.00	25.0	6870.00	114.50
52-1420	SET PANELBOARDS/XFMR (BLDG 52)	1775.00	0.00	888.00	888.00	50.0	887.00	44.40
52-1450	PULL FEEDER WIRE/MAKEUP PANELS (BLDG 52)	1231.00	0.00	0.00	0.00		1231.00	0.00
52-1470	PULL BRANCH WIRE (BLDG 52)	3652.00	0.00	0.00	0.00		3652.00	0.00
52-1490	ELEC HOOKUPS @ MECH EQPT (BLDG 52)	285.00	0.00	0.00	0.00		285.00	0.00
52-1500	HANG LIGHT FIXTURES (BLDG 52)	1569.00	0.00	0.00	0.00		1569.00	0.00
52-1570	FINISH ELECTRICAL (BLDG 52)	1200.00	0.00	0.00	0.00		1200.00	0.00
52-1600	ELEC HOOKUPS @ LSS EQPT (BLDG 52)	664.00	0.00	0.00	0.00		664.00	0.00
52-1610	ENERGIZE/TEST ELECTRICAL (BLDG 52)	775.00	0.00	0.00	0.00		775.00	0.00
SF1-1030	R.I. ELECT CONDUIT (ENTRY SIGN)	2198.00	2198.00	0.00	2198.00	100.0	0.00	109.90
SF1-1100	LIGHT FIXTURES (ENTRY SIGN)	433.00	433.00	0.00	433.00	100.0	0.00	21.65
SF2-1230	AGAMA HOLDING ROCK- ELECTRICAL	683.00	171.00	171.00	342.00	50.0	341.00	17.10
SF5-1260	HOT GRASS SYSTEM (ZONE 5)	1350.00	0.00	0.00	0.00		1350.00	0.00
SF6-1410	HOT GRASS SYSTEM (ZONE 6)	1025.00	0.00	0.00	0.00		1025.00	0.00
SF7-1080	HOT GRASS SYSTEM (ZONE 7)	11558.00	6846.00	0.00	6846.00	59.2	4712.00	342.30
SF8-1250	HOT GRASS SYSTEM (ZONE 8)	2597.00	0.00	0.00	0.00		2597.00	0.00
SF8-1360	HOT GRASS SYSTEM (OFF EXH ELEPHANT YD)	644.00	0.00	0.00	0.00		644.00	0.00
SF9-1080	HOT GRASS SYSTEM (SAVANNA #4)	4099.00	0.00	0.00	0.00		4099.00	0.00
SF11-1080	HOT GRASS SYSTEM (SAVANNA #2)	7515.00	0.00	0.00	0.00		7515.00	0.00
260500-01C	FAB/DEL BASIC ELECTRICAL MATERIALS	15510.00	15510.00	0.00	15510.00	100.0	0.00	775.50
260500-02C	FAB/DEL LIGHT FIXTURES	1424660.00	1139728.00	71233.00	1210961.00	85.0	213699.00	60548.05
264000-01C	FAB/DEL PANELBOARDS & SWITCHBOARDS	361298.00	361298.00	0.00	361298.00	100.0	0.00	18064.90
323132-01C	FAB/DEL ELECTRIC FENCING (HOT GRASS/VINES)	44847.00	18000.00	0.00	18000.00	40.1	26847.00	900.00
		3709818.00	2576154.00	152246.00	2728400.00	73.5	981418.00	136420.00

REPORT DATE 06MAY15
11:11

MONTHLY EARNINGS REPORT by SUB

AFRICA EXHIBIT INCR 2 & 3

(BILLING PERIOD: 02/01/15 - 02/28/15)

PAGE NO. 4

ACELEC - A-C ELECTRIC COMPANY

ACTIVITY ID	ACTIVITY DESCRIPTION	BUDGET AMOUNT	PREVIOUS EARNINGS	EARNINGS THIS PERIOD	TOTAL TO DATE	PCT CMP	REM'G TO COMPLETE	RETENTION
CHANGE ORDERS								
CO-01-002	C/O 01- PCO 002- ZOO OFFICE DEMO & RELOCATION	558.00	558.00	0.00	558.00	100.0	0.00	27.90
CO-02-067	C/O 02- PCO 067- VE- ELECTRICAL, ALUM. WINDINGS	-7500.00	-7500.00	0.00	-7500.00	100.0	0.00	-375.00
CO-02-097	C/O 02- PCO 097- EXTEND CONDUITS FOR WART HOG	1354.00	1354.00	0.00	1354.00	100.0	0.00	67.70
PCO-026	PCO 026- RELOCATE MICROWAVE TWR & CAMERA POLE	29063.00	29063.00	0.00	29063.00	100.0	0.00	1453.15
PCO-030.2	PCO 030.2- CONFORMED & CITY PERMIT DWG CHANGES	47838.00	47838.00	0.00	47838.00	100.0	0.00	2391.90
PCO-059.1	PCO 059.001- ELECTRICAL & GAS LINE	6449.00	0.00	3225.00	3225.00	50.0	3224.00	161.25
PCO-084.1	PCO 084.001-IRRIGATION BOOSTER PUMP & ELECTRICAL	5822.00	5822.00	0.00	5822.00	100.0	0.00	291.10
PCO-123	PCO 123- ASI 7- FINISH HARDWARE CHANGES	-3909.00	-3909.00	0.00	-3909.00	100.0	0.00	-195.45
PCO-135	PCO 135- IBA- PWR TO TEMP PUMP AT LIFT STATION	529.00	529.00	0.00	529.00	100.0	0.00	26.45
PCO-156	PCO 156- IBA- REMOVE 4 STREET LIGHT POLES	1633.00	1633.00	0.00	1633.00	100.0	0.00	81.65
PCO-159	PCO 159- ADDED CAMERA POLE @ GOLDEN STATE BLVD	14976.00	14976.00	0.00	14976.00	100.0	0.00	748.80
PCO-160	PCO 160- KOPJE TOP- (12) HL1 FIXTURES	8190.00	8190.00	0.00	8190.00	100.0	0.00	409.50
PCO-161	PCO 161- RE-ROUTE FIBER OPTIC CABLE	5168.00	5168.00	0.00	5168.00	100.0	0.00	258.40
PCO-173	PCO 173- ASI 14- LIGHT FIXTURES @ BOA ENTRY SIGN	5084.00	5084.00	0.00	5084.00	100.0	0.00	254.20
PCO-191	PCO 191- LODGE AUTOMATIC DOOR ELECTRICAL	2939.00	0.00	0.00	0.00		2939.00	0.00
PCO-195	PCO 195- POWER TO EXHAUST FAN EF-4LG	637.00	0.00	0.00	0.00		637.00	0.00
PCO-2111	PCO 211.001- CHANGE MAHALI LSS ELECTRICAL PANELS	1613.00	1613.00	0.00	1613.00	100.0	0.00	80.65
PCO-249.1	PCO 249.001- DELETE HOT GRASS, WIRE & VINES	-51378.00	-51378.00	0.00	-51378.00	100.0	0.00	-2568.90
PCO-306	PCO 306- CONDUIT TO IRRIG PUMP & TERMITE MOUND	1313.00	0.00	657.00	657.00	50.0	656.00	32.85
PCO-351	PCO 351- ADDED DOOR SECURITY & PCO 123 CREDIT	6767.00	0.00	0.00	0.00		6767.00	0.00
		77146.00	59041.00	3882.00	62923.00	81.6	14223.00	3146.15
		3786964.00	2635195.00	156128.00	2791323.00	73.7	995641.00	139566.15

REQUEST FOR PROGRESS PAYMENT

Subcontractor: A-C ELECTRIC COMPANY
 P.O. BOX 81977
 BAKERSFIELD, CA. 93380-1977
 Telephone #: 559-233-2208
 Harris Contract #: 125412
 Vendor #: 42

DATE 2/17/2015
 Harris Project Number # 1254
 Project Name: Fresno Chaffee Zoo Africa
 Billing # 13
 Billing Period Ending 2/28/2015

NOTE SPECIAL PROVISIONS

Note: Enter Amounts in Whole Dollars only.
 Fax billings to the jobsite office as required by each project.

Subcontractor Use Only

Harris Use Only

ORIGINAL CONTRACT:				
PHASE CODE #	DESCRIPTION	ORIGINAL CONTRACT AMOUNT	% COMPLETE TO DATE	ORIGINAL CONTRACT WORK TO DATE
00-16-0100 S	ELECTRICAL WORK	3,709,818.00	73.5%	\$2,728,400.00
Total of Original Contract GMP		3,709,818.00	73.5%	\$2,728,400.00

ORIGINAL CONTRACT:		
PERCENTAGE APPROVED	TOTAL PREVIOUS BILLING	CURRENT AMOUNT DUE

CONTRACT CHANGE ORDERS				
PHASE CODE #	DESCRIPTION	APPROVED CHANGE ORDERS TO DATE	% COMPLETE TO DATE	APPROVED CHANGE ORDERS BILLED TO DATE
Total Change Orders to Date		77,146.00	81.6%	62,923.00
*** See attached for detailed list				
TOTAL OF CONTRACT CHANGES		77,146.00	81.6%	62,923.00

CONTRACT CHANGE ORDERS			
FULLY EXECUTED	Percentage Approved	TOTAL PREVIOUS BILLING	CURRENT AMOUNT DUE

PROJECT TOTALS		(Total 73.7%)	
Total contract amount to date	↑ \$3,786,964.00	Total billing to date	↑ \$2,791,323.00
Retention 5% PERCENT			(\$139,566.15)
SUBTOTAL			↑ \$2,651,756.85
LESS PRIOR NET BILLINGS			(\$2,503,435.25)
TOTAL DUE THIS BILLING			↑ \$148,321.60

PROJECT TOTALS		

LIST MAJOR SUPPLIERS WHO PROVIDED MATERIALS/SERVICES ON THIS PROJECT		
NAME OF SUPPLIER	CONTACT PERSON	Telephone Number

Compliance Checklist		
Daily Reports	Record Dwg	
Certified Payroll	Closeout	
Contract	Safety Reports	
Insurance		

Approved	Notes
Harris Field Approval Project Manager / Superintendent	

REPORT DATE 06MAY15
11:11

MONTHLY EARNINGS REPORT by SUB

AFRICA EXHIBIT INCR 2 & 3

(BILLING PERIOD: 02/01/15 - 02/28/15)

PAGE NO. 5

ATHRUZ - A THRU Z CONSULTING

ACTIVITY ID	ACTIVITY DESCRIPTION	BUDGET AMOUNT	PREVIOUS EARNINGS	EARNINGS THIS PERIOD	TOTAL TO DATE	PCT CMP	REM'G TO COMPLETE	RETENTION
ORIGINAL CONTRACT								
TBA-1372	ANIMAL EQUIPMENT SUB BOND	51213.00	51213.00	0.00	51213.00	100.0	0.00	2560.65
30-1350A	A thru Z DETAILING (CHEETAH)	13024.00	13024.00	0.00	13024.00	100.0	0.00	651.20
30-1350B	A thru Z ALL MATLS/SHOP LABOR (CHEETAH)	108696.00	92392.00	16304.00	108696.00	100.0	0.00	5434.80
30-1350C	A thru Z EQPT RENTAL/MOB/FIELD LABOR (CHEETAH)	135790.00	0.00	108632.00	108632.00	80.0	27158.00	5431.60
31-1370A	A thru Z DETAILING (GIRAFFE/RHINO/HOOFSTOCK)	9767.00	9767.00	0.00	9767.00	100.0	0.00	488.35
31-1370B	A thru Z ALL MATLS/SHOP LABOR (GIRAFFE/RHINO/HOOF)	206765.00	103382.50	82706.00	186088.50	90.0	20676.50	9304.43
31-1370C	A thru Z EQPT RENTAL/LABOR (GIRAFFE/RHINO/HOOF)	143468.00	0.00	28693.60	28693.60	20.0	114774.40	1434.68
33-1680A	A thru Z DETAILING (ELEPHANT)	65120.00	45584.00	19536.00	65120.00	100.0	0.00	3256.00
33-1680B	A thru Z ALL MATLS/SHOP LABOR (ELEPHANT)	623975.00	405583.75	155993.75	561577.50	90.0	62397.50	28078.88
33-1680C	A thru Z EQPT RENTAL/MOB/FIELD LABOR (ELEPHANT)	245125.00	0.00	49025.00	49025.00	20.0	196100.00	2451.25
34-1540A	A thru Z DETAILING (LION)	13024.00	13024.00	0.00	13024.00	100.0	0.00	651.20
34-1540B	A thru Z ALL MATLS/SHOP LABOR (LION)	275861.00	234481.85	41379.15	275861.00	100.0	0.00	13793.05
34-1540C	A thru Z EQPT RENTAL/MOB/FIELD LABOR (LION)	187560.00	0.00	93780.00	93780.00	50.0	93780.00	4689.00
40-1210A	A thru Z DETAILING (MEERKAT/VULTURE)	3256.00	3256.00	0.00	3256.00	100.0	0.00	162.80
40-1210B	A thru Z ALL MATLS/SHOP LABOR (MEERKAT/VULTURE)	14804.00	0.00	0.00	0.00		14804.00	0.00
40-1210C	A thru Z EQPT RENTAL/LABOR (MEERKAT/VULTURE)	8140.00	0.00	0.00	0.00		8140.00	0.00
SF5-1200A	A thru Z DETAILING (SAVANNA/KOPJE/SITE)	26048.00	26048.00	0.00	26048.00	100.0	0.00	1302.40
SF5-1200B	A thru Z ALL MATLS/SHOP LABOR (SAVANNA/KOPJE/SITE)	657677.00	263070.80	131535.40	394606.20	60.0	263070.80	19730.31
SF5-1200C	A thru Z EQPT RENTAL/LABOR (SAVANNA/KOPJE/SITE)	188330.00	0.00	18833.00	18833.00	10.0	169497.00	941.65
		2977643.00	1260826.90	746417.90	2007244.80	67.4	970398.20	100362.24
CHANGE ORDERS								
PCO-030.2	PCO 030.2- CONFORMED & CITY PERMIT DWG CHANGES	-12485.00	-12485.00	0.00	-12485.00	100.0	0.00	-624.25
PCO-136.1	PCO 136.001-ASI 9 PART 2-ELEPH WATRNG HOLE/MOAT	-5678.00	-5678.00	0.00	-5678.00	100.0	0.00	-283.90
PCO-146	PCO 146- GIRAFFE RHINO CHG BOLLARDS TO CMU WALL	-48300.00	-48300.00	0.00	-48300.00	100.0	0.00	-2415.00
PCO-221	PCO 221- IBA- CHEETAH HOLDING SITE POSTS	10231.00	0.00	0.00	0.00		10231.00	0.00
PCO-251	PCO 251- IBA- ELEPHANT DEMO DOUBLE UP ON STRUCT	18871.00	0.00	9435.50	9435.50	50.0	9435.50	471.78
PCO-308	PCO 308- DELETE ANIMAL FEEDERS @ HOOFSTOCK	-4770.00	-4770.00	0.00	-4770.00	100.0	0.00	-238.50
PCO-309	PCO 309- HOOFSTOCK, DELETE ANIMAL SCALES	-8268.00	-8268.00	0.00	-8268.00	100.0	0.00	-413.40
PCO-315	PCO 315- ELEPHANT HOLDING OWNER CHGS TO GATES	81486.00	4315.00	37441.00	41756.00	51.2	39730.00	2087.80
PCO-372	PCO 372- ADD HERMETICALLY SEALED LOAD CELLS	4242.00	0.00	4242.00	4242.00	100.0	0.00	212.10
PCO-378	PCO 378- IBA- ELEPHANT HOLDING, (2) 1G EMBEDS	273.00	0.00	273.00	273.00	100.0	0.00	13.65
PCO-385	PCO 385- LION HOLDING-DELETE (3) RESTING BENCHES	-1556.00	0.00	0.00	0.00		-1556.00	0.00
		34046.00	-75186.00	51391.50	-23794.50	-70.0	57840.50	-1189.72
		3011689.00	1185640.90	797809.40	1983450.30	65.9	1028238.70	99172.52

REQUEST FOR PROGRESS PAYMENT

Subcontractor: A-Z CONSULTING
 8620 E. Old Vail #100
 Tucson, AZ 85747
 Telephone # 520-434-8281
 Harris Contract # 125434
 Vendor #: 479

DATE 2/20/2015
 Harris Project Number # 1254
 Project Name: Fresno Chaffee Zoo Africa
 Billing # 6
 Billing Period Ending 2/28/2015

NOTE SPECIAL PROVISIONS

Note: Enter Amounts in Whole Dollars only.
 Fax billings to the jobsite office as required by each project.

Subcontractor Use Only

ORIGINAL CONTRACT:				
PHASE CODE #	DESCRIPTION	ORIGINAL CONTRACT AMOUNT	% COMPLETE TO DATE	ORIGINAL CONTRACT WORK TO DATE
11-0950-S	Animal Barriers and Gates	\$2,977,643.00	67.4%	\$2,007,244.80
Total of Original Contract GMP		\$2,977,643.00	67.4%	\$2,007,244.80
CONTRACT CHANGE ORDERS				
PHASE CODE #	DESCRIPTION	APPROVED CHANGE ORDERS TO DATE	% COMPLETE TO DATE	APPROVED CHANGE ORDERS BILLED TO DATE
	Total Change Orders to Date	\$34,046.00	-70%	-\$23,794.50
	*** See attached for detailed list			
TOTAL OF CONTRACT CHANGES		\$34,046.00	-70.00%	(\$23,794.50)
PROJECT TOTALS				
Total contract amount to date		\$3,011,689.00	(total 65.9%)	Total billing to date \$1,983,450.30
Retention 5% PERCENT				(\$99,172.52)
SUBTOTAL				\$1,884,277.79
LESS PRIOR NET BILLINGS				\$1,126,358.86
TOTAL DUE THIS BILLING				\$757,918.93
LIST MAJOR SUPPLIERS WHO PROVIDED MATERIALS/SERVICES ON THIS PROJECT				
NAME OF SUPPLIER	CONTACT PERSON	Telephone Number		

Harris Use Only

ORIGINAL CONTRACT:			
PERCENTAGE APPROVED	TOTAL PREVIOUS BILLING	CURRENT AMOUNT DUE	
CONTRACT CHANGE ORDERS			
FULLY EXECUTED	Percentage Approved	TOTAL PREVIOUS BILLING	CURRENT AMOUNT DUE
PROJECT TOTALS			
Compliance Checklist			
Daily Reports	Record Dwg		
Certified Payroll	Closeout		
Contract	Safety Reports		
Insurance			

Approved Notes

Harris Field Approval		
Project Manager / Superintendent		

REPORT DATE 06MAY15
11:11

MONTHLY EARNINGS REPORT by SUB

AFRICA EXHIBIT INCR 2 & 3

(BILLING PERIOD: 02/01/15 - 02/28/15)

PAGE NO. 6

BEDROCK - BEDROCK

ACTIVITY ID	ACTIVITY DESCRIPTION	BUDGET AMOUNT	PREVIOUS EARNINGS	EARNINGS THIS PERIOD	TOTAL TO DATE	PCT CMP	REM'G TO COMPLETE	RETENTION
ORIGINAL CONTRACT								
GC-1080	UNDERGROUND LOCATOR- INCR 2 & 3	7600.00	7600.00	0.00	7600.00	100.0	0.00	380.00
		7600.00	7600.00	0.00	7600.00	100.0	0.00	380.00
CHANGE ORDERS								
PCO-047	PCO 047- IBA- UTIL LOCATING & TEMP FENCE CHANGES	875.00	875.00	0.00	875.00	100.0	0.00	43.75
		875.00	875.00	0.00	875.00	100.0	0.00	43.75
		8475.00	8475.00	0.00	8475.00	100.0	0.00	423.75

REPORT DATE 06MAY15
11:11

MONTHLY EARNINGS REPORT by SUB

AFRICA EXHIBIT INCR 2 & 3

(BILLING PERIOD: 02/01/15 - 02/28/15)

PAGE NO. 7

BTMAN - B.T. MANCINI

ACTIVITY ID	ACTIVITY DESCRIPTION	BUDGET AMOUNT	PREVIOUS EARNINGS	EARNINGS THIS PERIOD	TOTAL TO DATE	PCT CMP	REM'G TO COMPLETE	RETENTION
ORIGINAL CONTRACT								
GC-1160	ADMIN / SUBMITTALS (B.T. MANCINI)	325.00	325.00	0.00	325.00	100.0	0.00	16.25
GC-1170	FLOOR MOISTURE TESTING (B.T. MANCINI)	750.00	750.00	0.00	750.00	100.0	0.00	37.50
01-2140	RUBBER BASE (BLDG 1)	1359.00	0.00	0.00	0.00		1359.00	0.00
01-2150	LINOLEUM (BLDG 1)	12820.00	0.00	0.00	0.00		12820.00	0.00
01-2180	CARPET TILE (BLDG 1)	420.00	0.00	0.00	0.00		420.00	0.00
31-1600	ANIMAL COMFORT FLOORING (BLDG 31)	5745.00	0.00	0.00	0.00		5745.00	0.00
32-1480	ANIMAL COMFORT FLOORING (BLDG 32)	940.00	0.00	0.00	0.00		940.00	0.00
096500-01C	FAB/DEL RESILIENT FLOORING	19240.00	4810.00	0.00	4810.00	25.0	14430.00	240.50
096813-01C	FAB/DEL TILE CARPETING	705.00	0.00	0.00	0.00		705.00	0.00
119200-02C	FAB/DEL ANIMAL COMFORT FLOORING	10925.00	10925.00	0.00	10925.00	100.0	0.00	546.25
		53229.00	16810.00	0.00	16810.00	31.6	36419.00	840.50
		53229.00	16810.00	0.00	16810.00	31.6	36419.00	840.50

REPORT DATE 06MAY15
11:11

MONTHLY EARNINGS REPORT by SUB

AFRICA EXHIBIT INCR 2 & 3

(BILLING PERIOD: 02/01/15 - 02/28/15)

PAGE NO. 8

CENCAL - CENCAL DEMOLITION

ACTIVITY ID	ACTIVITY DESCRIPTION	BUDGET AMOUNT	PREVIOUS EARNINGS	EARNINGS THIS PERIOD	TOTAL TO DATE	PCT CMP	REM'G TO COMPLETE	RETENTION
ORIGINAL CONTRACT								
EW-1200	CUT & CAP SITE UTILITIES	26250.00	26250.00	0.00	26250.00	100.0	0.00	1312.50
EW-1210	SITE CLEARING & DEMO OPERATIONS	185000.00	185000.00	0.00	185000.00	100.0	0.00	9250.00
		211250.00	211250.00	0.00	211250.00	100.0	0.00	10562.50
CHANGE ORDERS								
CO-01-002	C/O 01- PCO 002- ZOO OFFICE DEMO & RELOCATION	11600.00	11600.00	0.00	11600.00	100.0	0.00	580.00
CO-01-033	C/O 01- PCO 033-SEPTIC TNK/DRYWELLS @ POND BASIN	3398.00	3398.00	0.00	3398.00	100.0	0.00	169.90
CO-01-043	C/O 01- PCO 043- ENTRY PALM & CONC EDGE BAND	1969.00	1969.00	0.00	1969.00	100.0	0.00	98.45
CO-01-046	C/O 01- PCO 046- ASBESTOS ABATEMENT ZOO OFFICE	4200.00	4200.00	0.00	4200.00	100.0	0.00	210.00
CO-01-048	C/O 01- PCO 048-LEAD PAINT ABATEMENT BIRD AVIARY	16000.00	16000.00	0.00	16000.00	100.0	0.00	800.00
CO-01-050	C/O 01- PCO 050- RELOCATE RESTROOMS	-3498.00	-3498.00	0.00	-3498.00	100.0	0.00	-174.90
CO-02-045	C/O 02- PCO 045-DISASSEMBLE/STOCKPILE BIRD CAGES	7495.00	7495.00	0.00	7495.00	100.0	0.00	374.75
CO-02-070	C/O 02- PCO 070- REMOVE LEANING CEDAR@ BOA ENTRY	5900.00	5900.00	0.00	5900.00	100.0	0.00	295.00
PCO-032	PCO 032- SALVAGE HISTORIC ITEMS NOT ON DWGS	10530.00	10530.00	0.00	10530.00	100.0	0.00	526.50
PCO-089	PCO 089- DEMO ADDITIONAL TREES	17097.00	17097.00	0.00	17097.00	100.0	0.00	854.85
PCO-091	PCO 091- IBA- REPAIR GAS LINE @ BOA ENTRANCE	-748.00	-748.00	0.00	-748.00	100.0	0.00	-37.40
PCO-156	PCO 156- IBA- REMOVE 4 STREET LIGHT POLES	-1633.00	-1633.00	0.00	-1633.00	100.0	0.00	-81.65
PCO-229	PCO 229- IBA- CHIP CURB @ ELEPHANT HOLDING	1279.00	1279.00	0.00	1279.00	100.0	0.00	63.95
PCO-241	PCO 241- DEMO STONE / REMOVE SHADE STR COLUMNS	1495.00	1495.00	0.00	1495.00	100.0	0.00	74.75
PCO-257	PCO 257- IBA- ELEPH HOLDING, REMOVE DEADMAN FTG	8596.00	8596.00	0.00	8596.00	100.0	0.00	429.80
		83680.00	83680.00	0.00	83680.00	100.0	0.00	4184.00
		294930.00	294930.00	0.00	294930.00	100.0	0.00	14746.50

REPORT DATE 06MAY15
11:11

MONTHLY EARNINGS REPORT by SUB

AFRICA EXHIBIT INCR 2 & 3

(BILLING PERIOD: 02/01/15 - 02/28/15)

PAGE NO. 9

CHILDS - CHILDS & CO.

ACTIVITY ID	ACTIVITY DESCRIPTION	BUDGET AMOUNT	PREVIOUS EARNINGS	EARNINGS THIS PERIOD	TOTAL TO DATE	PCT CMP	REM'G TO COMPLETE	RETENTION
ORIGINAL CONTRACT								
081113-01C	FAB/DEL HM DOORS & FRAMES	67700.00	67700.00	0.00	67700.00	100.0	0.00	3385.00
081433-01C	FAB/DEL STILE & RAIL WOOD DOORS	33690.00	6738.00	0.00	6738.00	20.0	26952.00	336.90
087100-01C	FAB/DEL DOOR HARDWARE	99875.00	99875.00	0.00	99875.00	100.0	0.00	4993.75
		201265.00	174313.00	0.00	174313.00	86.6	26952.00	8715.65
CHANGE ORDERS								
PCO-059	PCO 059- RADIANT FLOOR & STORAGE ROOM	2637.00	0.00	0.00	0.00		2637.00	0.00
PCO-123	PCO 123- ASI 7- FINISH HARDWARE CHANGES	3995.00	3995.00	0.00	3995.00	100.0	0.00	199.75
PCO-184	PCO 184- IBA- EXPEDITE HM FRAMES-BLDGS 2,3,4 & 5	600.00	600.00	0.00	600.00	100.0	0.00	30.00
PCO-185	PCO 185- LODGE DOORS 105F & 105H	1858.00	600.00	0.00	600.00	32.3	1258.00	30.00
PCO-318	PCO 318- IBA-LION HOLDING DRS & FRAMES@110B&112A	700.00	0.00	0.00	0.00		700.00	0.00
PCO-319	PCO 319- LION HOLDING DOOR HARDWARE 110B & 112A	2681.00	0.00	0.00	0.00		2681.00	0.00
		12471.00	5195.00	0.00	5195.00	41.7	7276.00	259.75
		213736.00	179508.00	0.00	179508.00	84.0	34228.00	8975.40

REPORT DATE 06MAY15
11:11

MONTHLY EARNINGS REPORT by SUB

AFRICA EXHIBIT INCR 2 & 3

(BILLING PERIOD: 02/01/15 - 02/28/15)

PAGE NO. 10

COLLINS - COLLINS ELECTRIC

ACTIVITY ID	ACTIVITY DESCRIPTION	BUDGET AMOUNT	PREVIOUS EARNINGS	EARNINGS THIS PERIOD	TOTAL TO DATE	PCT CMP	REM'G TO COMPLETE	RETENTION
ORIGINAL CONTRACT								
EW-1170	INCREMENT 2 ELECTRICAL	160346.00	160346.00	0.00	160346.00	100.0	0.00	8017.30
		160346.00	160346.00	0.00	160346.00	100.0	0.00	8017.30
CHANGE ORDERS								
CO-02-068	C/O 02- PCO 068- DUCTBANK SLOPE CHG @ BOA ENTRY	2067.00	2067.00	0.00	2067.00	100.0	0.00	103.35
PCO-026	PCO 026- RELOCATE MICROWAVE TWR & CAMERA POLE	202.00	202.00	0.00	202.00	100.0	0.00	10.10
		2269.00	2269.00	0.00	2269.00	100.0	0.00	113.45
		162615.00	162615.00	0.00	162615.00	100.0	0.00	8130.75

REPORT DATE 06MAY15
11:11

MONTHLY EARNINGS REPORT by SUB

AFRICA EXHIBIT INCR 2 & 3

(BILLING PERIOD: 02/01/15 - 02/28/15)

PAGE NO. 11

CORNELL - CORNELL IRON WORKS

ACTIVITY ID	ACTIVITY DESCRIPTION	BUDGET AMOUNT	PREVIOUS EARNINGS	EARNINGS THIS PERIOD	TOTAL TO DATE	PCT CMP	REM'G TO COMPLETE	RETENTION
CHANGE ORDERS								
PCO-360	PCO 360- IBA- MOVE ROLL-UP DOOR FROM SUB TO MATL	6180.00	0.00	0.00	0.00		6180.00	0.00
		6180.00	0.00	0.00	0.00		6180.00	0.00
		6180.00	0.00	0.00	0.00		6180.00	0.00

REPORT DATE 06MAY15
11:11

MONTHLY EARNINGS REPORT by SUB

AFRICA EXHIBIT INCR 2 & 3

(BILLING PERIOD: 02/01/15 - 02/28/15)

PAGE NO. 12

COST - COST OF WISCONSIN

ACTIVITY ID	ACTIVITY DESCRIPTION	BUDGET AMOUNT	PREVIOUS EARNINGS	EARNINGS THIS PERIOD	TOTAL TO DATE	PCT CMP	REM'G TO COMPLETE	RETENTION
ORIGINAL CONTRACT								
GC-1130	GENERAL CONDITIONS (COST of WISCONSIN)	426175.00	332944.21	0.00	332944.21	78.1	93230.79	16647.21
GC-1135	SHOTCRETE SUBCONTRACTOR BOND	35188.00	35188.00	0.00	35188.00	100.0	0.00	1759.40
GC-1140	UNION PREMIUMS (COST of WISCONSIN)	202434.00	103241.34	0.00	103241.34	51.0	99192.66	5162.07
GC-1150	RAT SLABS	80290.00	4015.00	0.00	4015.00	5.0	76275.00	200.75
SC1-1000	SHOTCRETE AREA 1- PREFAB	177492.00	177492.00	0.00	177492.00	100.0	0.00	8874.60
SC1-1010	SHOTCRETE AREA 1- SET STEEL	110932.00	110932.00	0.00	110932.00	100.0	0.00	5546.60
SC1-1020	SHOTCRETE AREA 1- STRUCTURAL COAT	88746.00	88746.00	0.00	88746.00	100.0	0.00	4437.30
SC1-1030	SHOTCRETE AREA 1- TEXTURE COAT	44373.00	44373.00	0.00	44373.00	100.0	0.00	2218.65
SC1-1040	SHOTCRETE AREA 1- PAINT/STAIN	22186.00	22186.00	0.00	22186.00	100.0	0.00	1109.30
SC2-1000	SHOTCRETE AREA 2- PREFAB	354983.00	354983.00	0.00	354983.00	100.0	0.00	17749.15
SC2-1010	SHOTCRETE AREA 2- SET STEEL	22186.00	77653.00	22186.25	99839.25	45.0	122025.75	4991.96
SC2-1020	SHOTCRETE AREA 2- STRUCTURAL COAT	177492.00	0.00	62122.20	62122.20	35.0	115369.80	3106.11
SC2-1030	SHOTCRETE AREA 2- TEXTURE COAT	88746.00	0.00	17749.20	17749.20	20.0	70996.80	887.46
SC2-1040	SHOTCRETE AREA 2- PAINT/STAIN	44373.00	0.00	0.00	0.00	0.00	44373.00	0.00
SC3-1000	SHOTCRETE AREA 3- PREFAB	374705.00	374705.00	0.00	374705.00	100.0	0.00	18735.25
SC3-1010	SHOTCRETE AREA 3- SET STEEL	234199.00	138172.10	0.00	138172.10	59.0	96026.90	6908.61
SC3-1020	SHOTCRETE AREA 3- STRUCTURAL COAT	187352.00	110537.68	0.00	110537.68	59.0	76814.32	5526.88
SC3-1030	SHOTCRETE AREA 3- TEXTURE COAT	93676.00	27166.04	28102.80	55268.84	59.0	38407.16	2763.44
SC3-1040	SHOTCRETE AREA 3- PAINT/STAIN	46838.00	5620.56	22013.86	27634.42	59.0	19203.58	1381.72
SC4-1000	SHOTCRETE AREA 4- PREFAB	138049.00	138049.00	0.00	138049.00	100.0	0.00	6902.45
SC4-1010	SHOTCRETE AREA 4- SET STEEL	86281.00	86281.00	0.00	86281.00	100.0	0.00	4314.05
SC4-1020	SHOTCRETE AREA 4- STRUCTURAL COAT	69025.00	69025.00	0.00	69025.00	100.0	0.00	3451.25
SC4-1030	SHOTCRETE AREA 4- TEXTURE COAT	34512.00	34512.00	0.00	34512.00	100.0	0.00	1725.60
SC4-1040	SHOTCRETE AREA 4- PAINT/STAIN	17256.00	17256.00	0.00	17256.00	100.0	0.00	862.80
SC5-1000	SHOTCRETE AREA 5- PREFAB	276098.00	276098.00	0.00	276098.00	100.0	0.00	13804.90
SC5-1010	SHOTCRETE AREA 5- SET STEEL	172561.00	25884.15	138048.80	163932.95	95.0	8628.05	8196.65
SC5-1020	SHOTCRETE AREA 5- STRUCTURAL COAT	138049.00	0.00	41197.30	41197.30	29.8	96851.70	2059.87
SC5-1030	SHOTCRETE AREA 5- TEXTURE COAT	69025.00	0.00	41415.00	41415.00	60.0	27610.00	2070.75
SC5-1040	SHOTCRETE AREA 5- PAINT/STAIN	34512.00	0.00	0.00	0.00	0.00	34512.00	0.00
SC6-1000	SHOTCRETE AREA 6- PREFAB	216934.00	216934.00	0.00	216934.00	100.0	0.00	10846.70
SC6-1010	SHOTCRETE AREA 6- SET STEEL	135584.00	0.00	135584.00	135584.00	100.0	0.00	6779.20
SC6-1020	SHOTCRETE AREA 6- STRUCTURAL COAT	108467.00	97620.00	0.00	97620.00	90.0	10847.00	4881.00
SC6-1030	SHOTCRETE AREA 6- TEXTURE COAT	54234.00	0.00	0.00	0.00	0.00	54234.00	0.00
SC6-1040	SHOTCRETE AREA 6- PAINT/STAIN	27117.00	0.00	0.00	0.00	0.00	27117.00	0.00
SC6-1050	BAOBAB TREE	316567.00	110802.00	0.00	110802.00	35.0	205765.00	5540.10
SC7-1000	SHOTCRETE AREA 7- PREFAB	118328.00	118328.00	0.00	118328.00	100.0	0.00	5916.40
SC7-1010	SHOTCRETE AREA 7- SET STEEL	73955.00	73955.00	0.00	73955.00	100.0	0.00	3697.75
SC7-1020	SHOTCRETE AREA 7- STRUCTURAL COAT	59164.00	59164.00	0.00	59164.00	100.0	0.00	2958.20
SC7-1030	SHOTCRETE AREA 7- TEXTURE COAT	29582.00	29582.00	0.00	29582.00	100.0	0.00	1479.10
SC7-1040	SHOTCRETE AREA 7- PAINT/STAIN	14791.00	14791.00	0.00	14791.00	100.0	0.00	739.55
SC8-1000	SHOTCRETE AREA 8- PREFAB	315541.00	217920.90	97620.10	315541.00	100.0	0.00	15777.05
SC8-1010	SHOTCRETE AREA 8- SET STEEL	197213.00	0.00	0.00	0.00	0.00	197213.00	0.00
SC8-1020	SHOTCRETE AREA 8- STRUCTURAL COAT	157770.00	0.00	0.00	0.00	0.00	157770.00	0.00
SC8-1030	SHOTCRETE AREA 8- TEXTURE COAT	78885.00	0.00	0.00	0.00	0.00	78885.00	0.00
SC8-1040	SHOTCRETE AREA 8- PAINT/STAIN	39443.00	0.00	0.00	0.00	0.00	39443.00	0.00
		5990988.00	3594156.98	606039.51	4200196.49	70.1	1790791.51	210009.82
CHANGE ORDERS								
CO-02-062	C/O 02- PCO 062- CHEETAH VIEWING CHANGES	-7000.00	-7000.00	0.00	-7000.00	100.0	0.00	-350.00
PCO-030.2	PCO 030.2- CONFORMED & CITY PERMIT DWG CHANGES	20257.00	20257.00	0.00	20257.00	100.0	0.00	1012.85
PCO-059	PCO 059- RADIANT FLOOR & STORAGE ROOM	3130.00	3130.00	0.00	3130.00	100.0	0.00	156.50
PCO-101	PCO 101- DEDUCT FOR COST SHOTCRETE MODEL	-125000.00	-125000.00	0.00	-125000.00	100.0	0.00	-6250.00
PCO-136	PCO 136- ASI 9- ELEPHANT FALLS CHANGES	6920.00	6920.00	0.00	6920.00	100.0	0.00	346.00
PCO-282	PCO 282- IBA-RETAINING WALLS @ SHOTCRETE BOULDRS	-38000.00	-38000.00	0.00	-38000.00	100.0	0.00	-1900.00
		-139693.00	-139693.00	0.00	-139693.00	100.0	0.00	-6984.65
		5851295.00	3454463.98	606039.51	4060503.49	69.4	1790791.51	203025.17

REQUEST FOR PROGRESS PAYMENT

Subcontractor: COST OF WISCONSIN, INC..
 4201 HIGHWAY P
 JACKSON, WI. 53037

Telephone # 262-677-6060
 Harris Contract # 125433
 Vendor #: 1782

DATE 2/27/2015
 Harris Project Number # 1254
 Project Name: Fresno Chaffee Zoo Africa
 Billing # 11
 Billing Period Ending 2/27/2015

NOTE SPECIAL PROVISIONS

Note: Enter Amounts in Whole Dollars only.
 Fax billings to the jobsite office as required by each project.

Subcontractor Use Only

ORIGINAL CONTRACT:				
PHASE CODE #	DESCRIPTION	ORIGINAL CONTRACT AMOUNT	% COMPLETE TO DATE	ORIGINAL CONTRACT WORK TO DATE
00-03-0420 S	Precast Structural Concrete	5,990,988	70.1%	\$4,200,196.49
Total of Original Contract GMP		5,990,988	70.1%	\$4,200,196.49

CONTRACT CHANGE ORDERS				
PHASE CODE #	DESCRIPTION	APPROVED CHANGE ORDERS TO DATE	% COMPLETE TO DATE	APPROVED CHANGE ORDERS BILLED TO DATE
SCO-01	PCO-101	-125,000	100%	-125,000
SCO-02	PCO-062	-7,000	100%	-7,000
SCO-03	PCO-136	6,920	100%	6,920
SCO-04	PCO-30.2	20,257	100%	20,257
	PCO 59	3,130	100%	3,130
	PCO 282	-38,000	100%	-38,000
TOTAL OF CONTRACT CHANGES		-139,693	100%	-139,693

PROJECT TOTALS				
Total contract amount to date		\$5,851,295.00	Total billing to date	\$4,060,503.49
Retention 5% PERCENT				(\$203,025.17)
SUBTOTAL				\$3,857,478.32
LESS PRIOR NET BILLINGS				\$3,281,740.78
TOTAL DUE THIS BILLING				\$575,737.54

LIST MAJOR SUPPLIERS WHO PROVIDED MATERIALS/SERVICES ON THIS PROJECT		
NAME OF SUPPLIER	CONTACT PERSON	Telephone Number

Harris Use Only

ORIGINAL CONTRACT:			
PERCENTAGE APPROVED	TOTAL PREVIOUS BILLING	CURRENT AMOUNT DUE	

CONTRACT CHANGE ORDERS			
FULLY EXECUTED	Percentage Approved	TOTAL PREVIOUS BILLING	CURRENT AMOUNT DUE

PROJECT TOTALS			

Compliance Checklist		
Daily Reports	Record Dwgs	
Certified Payroll	Closeout	
Contract	Safety Reports	
Insurance		

Approved Notes

Harris Field Approval		
Project Manager / Superintendent		

REPORT DATE 06MAY15
11:11

MONTHLY EARNINGS REPORT by SUB

AFRICA EXHIBIT INCR 2 & 3

(BILLING PERIOD: 02/01/15 - 02/28/15)

PAGE NO. 13

CTU - CTU

ACTIVITY ID	ACTIVITY DESCRIPTION	BUDGET AMOUNT	PREVIOUS EARNINGS	EARNINGS THIS PERIOD	TOTAL TO DATE	PCT CMP	REM'G TO COMPLETE	RETENTION
ORIGINAL CONTRACT								
034113-01A	SUBMIT PRECAST PANELS & PLANKS	51317.00	51317.00	0.00	51317.00	100.0	0.00	2565.85
034113-01C	FAB/DEL PRECAST PANELS & PLANKS	461848.00	461848.00	0.00	461848.00	100.0	0.00	23092.40
		513165.00	513165.00	0.00	513165.00	100.0	0.00	25658.25
CHANGE ORDERS								
PCO-030.2	PCO 030.2- CONFORMED & CITY PERMIT DWG CHANGES	1622.00	1622.00	0.00	1622.00	100.0	0.00	81.10
PCO-192	PCO 192- IBA- PRECAST PANEL ERECTION COSTS	-106185.00	-106185.00	0.00	-106185.00	100.0	0.00	-5309.25
PCO-192R	PCO 192- IBA- ***REVERSING ENTRY***	106185.00	0.00	106185.00	106185.00	100.0	0.00	5309.25
PCO-193	PCO 193- IBA- INTERNAL: INCREASE CTU CONTRACT	2000.00	0.00	2000.00	2000.00	100.0	0.00	100.00
PCO-194	PCO 194- IBA- ELEPHANT HOLDING- REMOVE EMBEDS	-4466.00	0.00	-4466.00	-4466.00	100.0	0.00	-223.30
PCO-248	PCO 248- IBA- CTU FINAL SETTLEMNT EXTENDED CRANE	-3723.00	0.00	-3723.00	-3723.00	100.0	0.00	-186.15
PCO-268	PCO 268- IBA- FIX ROOF BEAM EMBEDS @ PRECAST PNL	-2850.00	-2850.00	0.00	-2850.00	100.0	0.00	-142.50
		-7417.00	-107413.00	99996.00	-7417.00	100.0	0.00	-370.85
		505748.00	405752.00	99996.00	505748.00	100.0	0.00	25287.40

99,996.00
-4,999.80 (5%)
=94,996.20

10/

REPORT DATE 06MAY15
11:11

MONTHLY EARNINGS REPORT by SUB

AFRICA EXHIBIT INCR 2 & 3

(BILLING PERIOD: 02/01/15 - 02/28/15)

PAGE NO. 14

DINUBA - DINUBA HOUSE MOVERS

ACTIVITY ID	ACTIVITY DESCRIPTION	BUDGET AMOUNT	PREVIOUS EARNINGS	EARNINGS THIS PERIOD	TOTAL TO DATE	PCT CMP	REM'G TO COMPLETE	RETENTION
CHANGE ORDERS								
CO-01-002	C/O 01- PCO 002- ZOO OFFICE DEMO & RELOCATION	29700.00	29700.00	0.00	29700.00	100.0	0.00	0.00
CO-01-050	C/O 01- PCO 050- RELOCATE RESTROOMS	20000.00	20000.00	0.00	20000.00	100.0	0.00	0.00
		49700.00	49700.00	0.00	49700.00	100.0	0.00	0.00
		49700.00	49700.00	0.00	49700.00	100.0	0.00	0.00

REPORT DATE 06MAY15
11:11

MONTHLY EARNINGS REPORT by SUB

AFRICA EXHIBIT INCR 2 & 3

(BILLING PERIOD: 02/01/15 - 02/28/15)

PAGE NO. 15

DORFM - DORMEIER MASONRY

ACTIVITY ID	ACTIVITY DESCRIPTION	BUDGET AMOUNT	PREVIOUS EARNINGS	EARNINGS THIS PERIOD	TOTAL TO DATE	PCT CMP	REM'G TO COMPLETE	RETENTION
ORIGINAL CONTRACT								
GC-1280	MOBILIZATION (DORFMEIER)	10000.00	10000.00	0.00	10000.00	100.0	0.00	500.00
01-1150	CMU WALLS (BLDG 1)	81000.00	81000.00	0.00	81000.00	100.0	0.00	4050.00
01-1340	FIREPLACES- CMU SUPPORT WALLS (BLDG 1)	3000.00	3000.00	0.00	3000.00	100.0	0.00	150.00
01-1370	FIREPLACES- CMU CHIMNEY SHAFTS (BLDG 1)	20200.00	20200.00	0.00	20200.00	100.0	0.00	1010.00
01-1410	FIREPLACES- STONE VENEER/MANTLES (BLDG 1)	23000.00	0.00	0.00	0.00		23000.00	0.00
01-1920	CULTURED STONE VENEER (BLDG 1)	27000.00	0.00	0.00	0.00		27000.00	0.00
02-1300	STONE VENEER (BLDG 2)	1400.00	1400.00	0.00	1400.00	100.0	0.00	70.00
03-1430	STONE VENEER (BLDG 3)	3000.00	3000.00	0.00	3000.00	100.0	0.00	150.00
04-1430	STONE VENEER (BLDG 4)	3000.00	2850.00	0.00	2850.00	95.0	150.00	142.50
05-1420	STONE VENEER (BLDG 5)	1000.00	1000.00	0.00	1000.00	100.0	0.00	50.00
10-1080	CMU WALLS (BSMT)	58000.00	58000.00	0.00	58000.00	100.0	0.00	2900.00
10-1250	STONE VENEER OVER CMU (BSMT)	9000.00	0.00	0.00	0.00		9000.00	0.00
10-1940	CMU ABUTEMENT WALLS (BRIDGE)	3000.00	3000.00	0.00	3000.00	100.0	0.00	150.00
30-1190	CMU WALLS (BLDG 30)	11000.00	11000.00	0.00	11000.00	100.0	0.00	550.00
31-1230	CMU WALLS (BLDG 31)	36000.00	9000.00	0.00	9000.00	25.0	27000.00	450.00
32-1240	CMU RETAINING WALLS (BLDG 32)	24000.00	24000.00	0.00	24000.00	100.0	0.00	1200.00
33-1300	CMU WALLS (BLDG 33)	28000.00	28000.00	0.00	28000.00	100.0	0.00	1400.00
33-1410	CMU KNOCKOUT PANEL (BLDG 33)	2000.00	2000.00	0.00	2000.00	100.0	0.00	100.00
34-1220	CMU WALLS (BLDG 34)	58000.00	58000.00	0.00	58000.00	100.0	0.00	2900.00
40-1100	CMU WALLS (BLDG 40)	16000.00	16000.00	0.00	16000.00	100.0	0.00	800.00
41-1100	CMU WALLS (BLDG 41)	24000.00	24000.00	0.00	24000.00	100.0	0.00	1200.00
52-1220	CMU WALL (BLDG 52)	17000.00	17000.00	0.00	17000.00	100.0	0.00	850.00
SF2-1150	CMU RETAINING WALL (MAHALI POOL)	2000.00	0.00	0.00	0.00		2000.00	0.00
SF2-1180	AGAMA HOLDING ROCK- CMU WALLS	2000.00	0.00	0.00	0.00		2000.00	0.00
SF2-1290	CMU SEAT WALL (LODGE)	6000.00	0.00	0.00	0.00		6000.00	0.00
SF2-1410	STONE VENEER @ CMU SEAT WALLS (LODGE)	12000.00	0.00	0.00	0.00		12000.00	0.00
SF3-1020	CMU SEAT WALL (LION EXHIBIT)	1000.00	0.00	0.00	0.00		1000.00	0.00
SF3-1030	STONE VENEER @ CMU SEAT WALL (LION EXHIBIT)	2000.00	0.00	0.00	0.00		2000.00	0.00
SF3-1080	CMU WALL @ MOAT (LION EXHIBIT)	56000.00	0.00	28000.00	28000.00	50.0	28000.00	1400.00
SF6-1120	CMU RETAINING WALL (ELEPHANT POOL)	4000.00	0.00	0.00	0.00		4000.00	0.00
SF6-1150	CMU SEAT WALLS (SO. RESTROOM)	1000.00	0.00	0.00	0.00		1000.00	0.00
SF6-1170	STONE VENEER @ CMU SEAT WALL (SO. RESTROOM)	2000.00	0.00	0.00	0.00		2000.00	0.00
SF8-1170	CMU RETAINING WALL (ELEPHANT FALLS)	6000.00	6000.00	0.00	6000.00	100.0	0.00	300.00
SRV-1030	CMU WALLS (NORTH DUMPSTER)	7000.00	7000.00	0.00	7000.00	100.0	0.00	350.00
SRV-1100	CMU WALLS (SOUTH DUMPSTER)	7000.00	7000.00	0.00	7000.00	100.0	0.00	350.00
042000-01A	SUBMIT CONCRETE UNIT MASONRY	3000.00	3000.00	0.00	3000.00	100.0	0.00	150.00
042000-01C	FAB/DEL CONCRETE UNIT MASONRY	69000.00	69000.00	0.00	69000.00	100.0	0.00	3450.00
042000-02A	SUBMIT MASONRY REBAR SHOP DWGS	4000.00	4000.00	0.00	4000.00	100.0	0.00	200.00
042000-02C	FAB/DEL MASONRY REBAR	61000.00	61000.00	0.00	61000.00	100.0	0.00	3050.00
047200-01A	SUBMIT CAST STONE MASONRY	3000.00	3000.00	0.00	3000.00	100.0	0.00	150.00
047200-01C	FAB/DEL CAST STONE MASONRY	42000.00	30730.00	0.00	30730.00	73.2	11270.00	1536.50
		748600.00	563180.00	28000.00	591180.00	79.0	157420.00	29559.00
CHANGE ORDERS								
PCO-030.2	PCO 030.2- CONFORMED & CITY PERMIT DWG CHANGES	31626.00	31626.00	0.00	31626.00	100.0	0.00	1581.30
PCO-059	PCO 059- RADIANT FLOOR & STORAGE ROOM	5331.00	5331.00	0.00	5331.00	100.0	0.00	266.55
PCO-138	PCO 138- ELEPHANT HOLDING KNOCKOUT REBAR	615.00	615.00	0.00	615.00	100.0	0.00	30.75
PCO-142	PCO 142- DINING FIREPLACE CMU REINFORCING	568.00	568.00	0.00	568.00	100.0	0.00	28.40
PCO-146	PCO 146- GIRAFFE RHINO CHG BOLLARDS TO CMU WALL	27739.00	0.00	0.00	0.00		27739.00	0.00
PCO-175	PCO 175- ADD REBAR FOR SHOTCRT @ VULTURE/MEERKAT	791.00	791.00	0.00	791.00	100.0	0.00	39.55
PCO-176	PCO 176- BLOCK OUT SUPPLY FANS @ VULTURE/MEERKAT	380.00	380.00	0.00	380.00	100.0	0.00	19.00
PCO-177	PCO 177- CMU WALL @ SAVANNA OVERLOOK	1168.00	1168.00	0.00	1168.00	100.0	0.00	58.40
PCO-209	PCO 209- GIRAFFE/RHINO CHG CMU WALL REINFORCING	5323.00	5323.00	0.00	5323.00	100.0	0.00	266.15
PCO-241	PCO 241- DEMO STONE / REMOVE SHADE STR COLUMNS	1560.00	1560.00	0.00	1560.00	100.0	0.00	78.00
PCO-242	PCO 242- RHINO, CHG CMU TO BOLLARDS @ 5 GATES	-2947.00	0.00	0.00	0.00		-2947.00	0.00
PCO-274	PCO 274- IBA- DINING HALL FIREPLACE	10404.00	0.00	10404.00	10404.00	100.0	0.00	520.20
PCO-276	PCO 276- IBA- LODGE CLASSROOM FIREPLACE	9455.00	9455.00	0.00	9455.00	100.0	0.00	472.75
PCO-277	PCO 277- LODGE FLAGSTONE FLOORING	148073.00	0.00	0.00	0.00		148073.00	0.00

REPORT DATE 06MAY15
11:11

MONTHLY EARNINGS REPORT by SUB

AFRICA EXHIBIT INCR 2 & 3

(BILLING PERIOD: 02/01/15 - 02/28/15)

PAGE NO. 16

DORFM - DORMEIER MASONRY

ACTIVITY ID	ACTIVITY DESCRIPTION	BUDGET AMOUNT	PREVIOUS EARNINGS	EARNINGS THIS PERIOD	TOTAL TO DATE	PCT CMP	REM'G TO COMPLETE	RETENTION
CHANGE ORDERS								
PCO-282	PCO 282- IBA-RETAINING WALLS @ SHOTCRETE BOULDRS	33399.00	0.00	0.00	0.00		33399.00	0.00
PCO-320	PCO 320- IBA- LODGE- ASI #027 FIREBRICK CLARIF	2575.00	0.00	0.00	0.00		2575.00	0.00
		276060.00	56817.00	10404.00	67221.00	24.4	208839.00	3361.05
		1024660.00	619997.00	38404.00	658401.00	64.3	366259.00	32920.05

Request for Progress Payment

Subcontractor: DORFMEIER MASONRY INC.
 4685 E. Hedges
 Fresno, CA 93703
 Telephone #: 559-255-9760
 Harris Contract #: 125429
 Vendor #: 2231

Date: 2/20/2015
 Harris Project #: 1254

Project Name: Fresno Chaffee Zoo - Africa Exhibit
 Billing #: 9
 Billing Period Ending: 2/28/2015

NOTE SPECIAL PROVISIONS

Note: Enter Amounts in Whole Dollars only.
 Fax billings to the jobsite office as required by each project.

Subcontractor Use Only

Harris Use Only

ORIGINAL CONTRACT:				
PHASE CODE #	DESCRIPTION	ORIG CONTRACT AMOUNT	% COMPLETE TO DATE	ORIG CONTRACT WORK TO DATE
00 04-0200-5	C.M.U. Masonry	\$ 748,600	79%	591,180
Total of Original Contract		\$ 748,600	79%	591,180
CONTRACT CHANGE ORDERS				
PHASE CODE #	DESCRIPTION	APPRVD CHG ORDERS TO DATE	% COMPLETE TO DATE	APPRVD CHG ORDERS BILLED TO DATE
See Attached List				
TOTAL OF CONTRACT CHANGES		276,010		167,221
PROJECT TOTALS				
Total contract amount to date		1,024,610	Total billing to date	658,401
		LESS RETENTION 5%		32,920.05
		SUBTOTAL		625,480.95
		LESS PRIOR NET BILLINGS		588,997.15
		TOTAL DUE THIS BILLING		36,483.80
LIST MAJOR SUPPLIERS WHO PROVIDED MATERIALS/SERVICES ON THIS PROJECT				
NAME OF SUPPLIER	CONTACT PERSON	TELEPHONE #		

ORIGINAL CONTRACT:			
PERCENTAGE APPROVED	TOTAL PREVIOUS BILLINGS	CURRENT AMOUNT DUE	
CONTRACT CHANGE ORDERS			
FULLY EXECUTED	PERCENTAGE APPROVED	TOTAL PREVIOUS BILLING	CURRENT AMOUNT DUE
PROJECT TOTALS			
Compliance Checklist			
Daily Reports	Record Dwgs		
Certified Payroll	Closeout		
Contract	Safety Reports		
Insurance			

Approved Notes

Harris Field Approval		
Project Manager / Superintendent		

REPORT DATE 06MAY15
11:11

MONTHLY EARNINGS REPORT by SUB

AFRICA EXHIBIT INCR 2 & 3

(BILLING PERIOD: 02/01/15 - 02/28/15)

PAGE NO. 17

EARTH - EARTH SHELTER DEVELOPERS

ACTIVITY ID	ACTIVITY DESCRIPTION	BUDGET AMOUNT	PREVIOUS EARNINGS	EARNINGS THIS PERIOD	TOTAL TO DATE	PCT CMP	REM'G TO COMPLETE	RETENTION
ORIGINAL CONTRACT								
SF1-1160	LAYOUT UNIT PAVING (BOA ENTRY)	11907.00	3572.00	8335.00	11907.00	100.0	0.00	595.35
SF1-1250	UNIT PAVERS (BOA ENTRY)	59534.00	35633.00	23901.00	59534.00	100.0	0.00	2976.70
		71441.00	39205.00	32236.00	71441.00	100.0	0.00	3572.05
CHANGE ORDERS								
PCO-018	PCO 018- BID HOLD EXTRAS	1795.00	0.00	1795.00	1795.00	100.0	0.00	89.75
		1795.00	0.00	1795.00	1795.00	100.0	0.00	89.75
		73236.00	39205.00	34031.00	73236.00	100.0	0.00	3661.80

REQUEST FOR PROGRESS PAYMENT

Subcontractor: EARTH SHELTER DEVELOPERS
1919 S. STOCKTON ST.
LODI, CA. 95240

Telephone # 209-367-7500
Harris Contract # 125428
Vendor #: 2397

DATE 2/23/2015

Harris Project Number # 1254
Project Name: Fresno Chaffee Zoo Africa
Billing # 3
Billing Period Ending 2/28/2015

NOTE SPECIAL PROVISIONS

Note: Enter Amounts in Whole Dollars only.
Fax billings to the jobsite office as required by each project.

Subcontractor Use Only

ORIGINAL CONTRACT:				
PHASE CODE #	DESCRIPTION	ORIGINAL CONTRACT AMOUNT	% COMPLETE TO DATE	ORIGINAL CONTRACT WORK TO DATE
02-0770-s	INTERLOCKING PAVING STONES	71,441.00	100%	\$71,441.00
Total of Original Contract GMP		71,441.00	100%	\$71,441.00

CONTRACT CHANGE ORDERS				
PHASE CODE #	DESCRIPTION	APPROVED CHANGE ORDERS TO DATE	% COMPLETE TO DATE	APPROVED CHANGE ORDERS BILLED TO DATE
SCO 1	PRECAST PAVERS	\$1,795.00	100%	\$1,795.00
TOTAL OF CONTRACT CHANGES		\$1,795.00	100%	\$1,795.00

PROJECT TOTALS		(Total '100%)	
Total contract amount to date	\$73,236.00	Total billing to date	\$73,236.00
Retention 5% PERCENT)			\$3,661.80
SUBTOTAL			\$69,574.20
LESS PRIOR NET BILLINGS			(\$37,244.75) CP-06
TOTAL DUE THIS BILLING			\$32,329.45

LIST MAJOR SUPPLIERS WHO PROVIDED MATERIALS/SERVICES ON THIS PROJECT		
NAME OF SUPPLIER	CONTACT PERSON	Telephone Number

Approved Notes

Harris Use Only

ORIGINAL CONTRACT:		
PERCENTAGE APPROVED	TOTAL PREVIOUS BILLING	CURRENT AMOUNT DUE

CONTRACT CHANGE ORDERS			
FULLY EXECUTED	Percentage Approved	TOTAL PREVIOUS BILLING	CURRENT AMOUNT DUE

PROJECT TOTALS		

Compliance Checklist		
Daily Reports	Record Dwgs	
Certified Payroll	Closeout	
Contract	Safety Reports	
Insurance		

11/

Harris Field Approval		Project Manager / Superintendent
-----------------------	--	----------------------------------

REPORT DATE 06MAY15
11:11

MONTHLY EARNINGS REPORT by SUB

AFRICA EXHIBIT INCR 2 & 3

(BILLING PERIOD: 02/01/15 - 02/28/15)

PAGE NO. 18

ELITE - ELITE LANDSCAPING

ACTIVITY ID	ACTIVITY DESCRIPTION	BUDGET AMOUNT	PREVIOUS EARNINGS	EARNINGS THIS PERIOD	TOTAL TO DATE	PCT CMP	REM'G TO COMPLETE	RETENTION
ORIGINAL CONTRACT								
LND-1000	MOBILIZATION (ELITE)	17000.00	17000.00	0.00	17000.00	100.0	0.00	850.00
LND-1010	LANDSCAPING SUBMITTALS	3500.00	3500.00	0.00	3500.00	100.0	0.00	175.00
LND-1020	LANDSCAPING CLOSEOUT DOCS	2500.00	0.00	0.00	0.00		2500.00	0.00
LND-1030	LANDSCAPING BOND	33691.00	33691.00	0.00	33691.00	100.0	0.00	1684.55
LND-1040	TEMP IRRIGATION	59414.00	56443.00	0.00	56443.00	95.0	2971.00	2822.15
LND-1050	LANDSCAPING	66823.00	48113.00	0.00	48113.00	72.0	18710.00	2405.65
LND-1060	SOIL PREP / FINE GRADE	127000.00	95250.00	0.00	95250.00	75.0	31750.00	4762.50
LND-1070	SEEDING	56250.00	50625.00	0.00	50625.00	90.0	5625.00	2531.25
LND-1080	HARDSCAPE	1088710.00	870968.00	0.00	870968.00	80.0	217742.00	43548.40
LND-1090	TREE TRANSPLANT & PROTECTION	178550.00	169622.50	0.00	169622.50	95.0	8927.50	8481.13
		1633438.00	1345212.50	0.00	1345212.50	82.4	288225.50	67260.63
ALLOWANCE FOR LANDSCAPING								
LND-1100	ALLOWANCE FOR TEMP IRRIGATION	141252.00	93226.00	0.00	93226.00	66.0	48026.00	4661.30
LND-1100R	ALLOWANCE FOR TEMP IRRIGATION *REVERSING ENTRY**	-141252.00	0.00	-93226.00	-93226.00	66.0	-48026.00	-4661.30
		0.00	93226.00	-93226.00	0.00	0.0	0.00	0.00
CHANGE ORDERS								
PCO-084	PCO 084- IRRIGATION SYSTEM	855000.00	684000.00	0.00	684000.00	80.0	171000.00	34200.00
PCO-107	PCO 107- IBA- INCR 3 CREDIT FOR TREE PROTECTION	-7000.00	-7000.00	0.00	-7000.00	100.0	0.00	-350.00
PCO-136.1	PCO 136.001-ASI 9 PART 2-ELEPH WATER HOLE/MOAT	-24947.00	-24947.00	0.00	-24947.00	100.0	0.00	-1247.35
PCO-144	PCO 144- ELITE, SEED CHANGE	6360.00	6360.00	0.00	6360.00	100.0	0.00	318.00
PCO-150	PCO 150- ELITE NOT RELOCATING TREES @ BOA ENTRY	-8550.00	-8550.00	0.00	-8550.00	100.0	0.00	-427.50
PCO-151	PCO 151- CREDIT FOR PLANT TABS	-5716.00	-5716.00	0.00	-5716.00	100.0	0.00	-285.80
PCO-152	PCO 152- ADDED SOIL AMENDMENT AT SAVANNAS	835.00	835.00	0.00	835.00	100.0	0.00	41.75
PCO-163	PCO 163- RELOCATE 2 PALMS @ ELEPH WATER HOLE	745.00	745.00	0.00	745.00	100.0	0.00	37.25
PCO-222	PCO 222- REMOVE FOUR TREES @ BOA ENTRY	187.00	187.00	0.00	187.00	100.0	0.00	9.35
PCO-233	PCO 233- IBA- ADDITIONAL TEMPORARY IRRIGATION	93226.00	0.00	0.00	0.00		93226.00	0.00
PCO-368	PCO 368- IBA- TEMP IRRIGATION AT TREES	2716.00	0.00	0.00	0.00		2716.00	0.00
		912856.00	645914.00	0.00	645914.00	70.8	266942.00	32295.70
		2546294.00	2084352.50	-93226.00	1991126.50	78.2	555167.50	99556.33

- 93,226.00
 +4,661.30 (5%)
 = - 88,564.70

11/

REPORT DATE 06MAY15
11:11

MONTHLY EARNINGS REPORT by SUB
(BILLING PERIOD: 02/01/15 - 02/28/15)

AFRICA EXHIBIT INCR 2 & 3

PAGE NO. 19

EXTREME - EXTREME INDUSTRIAL COATINGS

ACTIVITY ID	ACTIVITY DESCRIPTION	BUDGET AMOUNT	PREVIOUS EARNINGS	EARNINGS THIS PERIOD	TOTAL TO DATE	PCT CMP	REM'G TO COMPLETE	RETENTION
ORIGINAL CONTRACT								
01-2060	EPOXY FLOORING (BLDG 1)	28800.00	0.00	0.00	0.00		28800.00	0.00
099656-01A	SUBMIT EPOXY FLOOR & WALL FINISHES	3500.00	3500.00	0.00	3500.00	100.0	0.00	175.00
099656-01C	FAB/DEL EPOXY FLOOR & WALL FINISHES	57500.00	14375.00	0.00	14375.00	25.0	43125.00	718.75
		89800.00	17875.00	0.00	17875.00	19.9	71925.00	893.75
CHANGE ORDERS								
PCO-059	PCO 059- RADIANT FLOOR & STORAGE ROOM	1323.00	0.00	0.00	0.00		1323.00	0.00
PCO-279	PCO 279- WATER BASED SEALER IN LIEU OF EPOXY	-11671.00	0.00	0.00	0.00		-11671.00	0.00
		-10348.00	0.00	0.00	0.00		-10348.00	0.00
		79452.00	17875.00	0.00	17875.00	22.5	61577.00	893.75

REPORT DATE 06MAY15
11:11

MONTHLY EARNINGS REPORT by SUB

AFRICA EXHIBIT INCR 2 & 3

(BILLING PERIOD: 02/01/15 - 02/28/15)

PAGE NO. 20

FPLUMB - FRESNO PLUMBING

ACTIVITY ID	ACTIVITY DESCRIPTION	BUDGET AMOUNT	PREVIOUS EARNINGS	EARNINGS THIS PERIOD	TOTAL TO DATE	PCT CMP	REM'G TO COMPLETE	RETENTION
ORIGINAL CONTRACT								
EW-1300	SITE GAS DISTRIBUTION	52244.00	52244.00	0.00	52244.00	100.0	0.00	2612.20
01-1050	FIRE SPRINKLER RISER (BLDG 1)	3500.00	3500.00	0.00	3500.00	100.0	0.00	175.00
01-1070	U'SLAB PLUMBING (BLDG 1)	68809.00	68809.00	0.00	68809.00	100.0	0.00	3440.45
01-1440	R.I. PLUMBING (BLDG 1)	142893.00	100025.10	0.00	100025.10	70.0	42867.90	5001.26
01-1670	FINISH PLUMBING/FIXTURES (BLDG 1)	29423.00	29423.00	0.00	29423.00	100.0	0.00	1471.15
01-1820	PLBG HOOKUPS @ ROOF-MT EQPT (BLDG 1)	2200.00	0.00	0.00	0.00		2200.00	0.00
01-1850	EXT DRINKING FOUNTAINS (BLDG 1)	2799.00	0.00	0.00	0.00		2799.00	0.00
03-1040	U'SLAB PLUMBING (BLDG 3)	14983.00	14983.00	0.00	14983.00	100.0	0.00	749.15
03-1200	R.I. PLUMBING (BLDG 3)	7789.00	7789.00	0.00	7789.00	100.0	0.00	389.45
03-1370	FINISH PLUMBING/FIXTURES (BLDG 3)	8924.00	8924.00	0.00	8924.00	100.0	0.00	446.20
04-1040	U'SLAB PLUMBING (BLDG 4)	10605.00	10605.00	0.00	10605.00	100.0	0.00	530.25
04-1200	R.I. PLUMBING (BLDG 4)	7984.00	7984.00	0.00	7984.00	100.0	0.00	399.20
04-1370	FINISH PLUMBING/FIXTURES (BLDG 4)	8065.00	8065.00	0.00	8065.00	100.0	0.00	403.25
05-1230	R.I. PLUMBING (BLDG 5)	4213.00	4213.00	0.00	4213.00	100.0	0.00	210.65
05-1510	PLBG HOOKUPS @ HVAC EQPT (BLDG 5)	1050.00	1050.00	0.00	1050.00	100.0	0.00	52.50
10-1070	U'SLAB PLUMBING (BLDG 10)	2455.00	2455.00	0.00	2455.00	100.0	0.00	122.75
10-1230	R.I. PLUMBING (BSMT)	2500.00	2500.00	0.00	2500.00	100.0	0.00	125.00
10-1270	PLBG HOOKUP HVAC EQPT (BSMT)	150.00	0.00	0.00	0.00		150.00	0.00
10-1620	R.I. PLUMBING (MAIN LVL)	2300.00	2300.00	0.00	2300.00	100.0	0.00	115.00
10-1640	FINISH PLBG/FIXTURES (MAIN LVL)	2869.00	0.00	0.00	0.00		2869.00	0.00
10-1860	R.I. PLBG/HOSE BIBS (APPROACH)	9953.00	0.00	0.00	0.00		9953.00	0.00
12-1260	R.I. PLUMBING (BLDG 12)	3115.00	3115.00	0.00	3115.00	100.0	0.00	155.75
12-1290	DOWNSPOUTS (BLDG 12)	2400.00	0.00	0.00	0.00		2400.00	0.00
12-1400	PLBG HOOKUPS @ HVAC EQPT (BLDG 12)	250.00	0.00	0.00	0.00		250.00	0.00
13-1070	U'SLAB PLUMBING (BLDG 13)	584.00	584.00	0.00	584.00	100.0	0.00	29.20
13-1160	FINISH PLUMBING/FIXTURES (BLDG 13)	100.00	0.00	0.00	0.00		100.00	0.00
30-1100	U'SLAB PLUMBING (BLDG 30)	10334.00	10334.00	0.00	10334.00	100.0	0.00	516.70
30-1150	TRENCH DRAIN COVERS (BLDG 30)	9650.00	9650.00	0.00	9650.00	100.0	0.00	482.50
30-1300	R.I. PLUMBING (BLDG 30)	21447.00	21447.00	0.00	21447.00	100.0	0.00	1072.35
30-1310	DOWNSPOUTS (BLDG 30)	4800.00	4800.00	0.00	4800.00	100.0	0.00	240.00
30-1430	PLBG HOOKUPS @ MECH EQPT (BLDG 30)	2000.00	2000.00	0.00	2000.00	100.0	0.00	100.00
30-1580	FINISH PLUMBING/FIXTURES (BLDG 30)	1469.00	734.50	0.00	734.50	50.0	734.50	36.73
30-1610	GAS PRESSURE REGULATOR (BLDG 30)	200.00	200.00	0.00	200.00	100.0	0.00	10.00
31-1070	U'SLAB PLUMBING (BLDG 31)	30444.00	30444.00	0.00	30444.00	100.0	0.00	1522.20
31-1310	R.I. PLUMBING (BLDG 31)	75799.00	37899.50	7579.50	45479.00	60.0	30320.00	2273.95
31-1330	DOWNSPOUTS (BLDG 31)	8400.00	0.00	0.00	0.00		8400.00	0.00
31-1490	PLBG HOOKUPS @ MECH EQPT (BLDG 31)	2250.00	0.00	0.00	0.00		2250.00	0.00
31-1610	FINISH PLUMBING/FIXTURES (BLDG 31)	9959.00	0.00	0.00	0.00		9959.00	0.00
31-1650	GAS PRESSURE REGULATOR (BLDG 31)	200.00	0.00	0.00	0.00		200.00	0.00
31-1660	TRENCH DRAIN COVERS (BLDG 31)	12750.00	0.00	0.00	0.00		12750.00	0.00
32-1060	U'SLAB PLUMBING (BLDG 32)	13508.00	13508.00	0.00	13508.00	100.0	0.00	675.40
32-1210	R.I. PLUMBING (BLDG 32)	38218.00	38218.00	0.00	38218.00	100.0	0.00	1910.90
32-1230	DOWNSPOUTS (BLDG 32)	6000.00	0.00	0.00	0.00		6000.00	0.00
32-1370	PLBG HOOKUPS @ MECH EQPT (BLDG 32)	2250.00	2250.00	0.00	2250.00	100.0	0.00	112.50
32-1530	FINISH PLUMBING/FIXTURES (BLDG 32)	12470.00	0.00	0.00	0.00		12470.00	0.00
32-1560	GAS PRESSURE REGULATOR (BLDG 32)	200.00	200.00	0.00	200.00	100.0	0.00	10.00
32-1570	TRENCH DRAIN COVERS (BLDG 32)	40800.00	40800.00	0.00	40800.00	100.0	0.00	2040.00
33-1100	U'SLAB PLUMBING (BLDG 33)	39935.00	39935.00	0.00	39935.00	100.0	0.00	1996.75
33-1370	R.I. PLUMBING (BLDG 33)	65053.00	19515.90	19516.10	39032.00	60.0	26021.00	1951.60
33-1560	DOWNSPOUTS (BLDG 33)	7200.00	0.00	0.00	0.00		7200.00	0.00
33-1650	PLBG HOOKUPS @ MECH EQPT (BLDG 33)	2750.00	0.00	0.00	0.00		2750.00	0.00
33-1830	FINISH PLUMBING/FIXTURES (BLDG 33)	6232.00	0.00	0.00	0.00		6232.00	0.00
33-1860	GAS PRESSURE REGULATOR (BLDG 33)	200.00	0.00	0.00	0.00		200.00	0.00
33-1890	TRENCH DRAIN COVERS (BLDG 33)	15300.00	15300.00	0.00	15300.00	100.0	0.00	765.00
34-1100	U'SLAB PLUMBING (BLDG 34)	15259.00	15259.00	0.00	15259.00	100.0	0.00	762.95
34-1300	R.I. PLUMBING (BLDG 34)	34510.00	34510.00	0.00	34510.00	100.0	0.00	1725.50
34-1490	DOWNSPOUTS (BLDG 34)	4800.00	4800.00	0.00	4800.00	100.0	0.00	240.00
34-1580	PLBG HOOKUPS @ MECH EQPT (BLDG 34)	2750.00	2750.00	0.00	2750.00	100.0	0.00	137.50
34-1660	FINISH PLUMBING/FIXTURES (BLDG 34)	7159.00	0.00	0.00	0.00		7159.00	0.00
34-1690	GAS PRESSURE REGULATOR (BLDG 34)	250.00	250.00	0.00	250.00	100.0	0.00	12.50
34-1700	TRENCH DRAIN COVERS (BLDG 34)	15300.00	15300.00	0.00	15300.00	100.0	0.00	765.00
34B-1040	R.I. PLUMBING (BLDG 34 BRIDGE)	3750.00	3750.00	0.00	3750.00	100.0	0.00	187.50
40-1040	U'SLAB PLUMBING (BLDG 40)	2948.00	2948.00	0.00	2948.00	100.0	0.00	147.40
40-1110	R.I. PLUMBING (BLDG 40)	8654.00	8654.00	0.00	8654.00	100.0	0.00	432.70
40-1330	DOWNSPOUTS (BLDG 40)	1200.00	1200.00	0.00	1200.00	100.0	0.00	60.00
40-1450	FINISH PLUMBING/FIXTURES (BLDG 40)	3078.00	0.00	0.00	0.00		3078.00	0.00
40-1470	TRENCH DRAIN COVER (BLDG 40)	3060.00	3060.00	0.00	3060.00	100.0	0.00	153.00

REPORT DATE 06MAY15
11:11

MONTHLY EARNINGS REPORT by SUB

AFRICA EXHIBIT INCR 2 & 3

(BILLING PERIOD: 02/01/15 - 02/28/15)

PAGE NO. 21

FPLUMB - FRESNO PLUMBING

ACTIVITY ID	ACTIVITY DESCRIPTION	BUDGET AMOUNT	PREVIOUS EARNINGS	EARNINGS THIS PERIOD	TOTAL TO DATE	PCT CMP	REM'G TO COMPLETE	RETENTION
ORIGINAL CONTRACT								
40-1500	PLBG HOOKUPS @ MECH EQPT (BLDG 40)	250.00	250.00	0.00	250.00	100.0	0.00	12.50
41-1040	U'SLAB PLUMBING (BLDG 41)	6448.00	6448.00	0.00	6448.00	100.0	0.00	322.40
41-1110	R.I. PLUMBING (BLDG 41)	4785.00	4785.00	0.00	4785.00	100.0	0.00	239.25
41-1240	DOWNSPOUTS (BLDG 41)	1200.00	1200.00	0.00	1200.00	100.0	0.00	60.00
41-1480	FINISH PLUMBING/FIXTURES (BLDG 41)	3948.00	0.00	0.00	0.00		3948.00	0.00
41-1510	PLBG HOOKUPS @ MECH EQPT (BLDG 41)	250.00	250.00	0.00	250.00	100.0	0.00	12.50
50-1060	U'SLAB PLUMBING @ UPPER MAT SLAB (BLDG 50)	6814.00	6814.00	0.00	6814.00	100.0	0.00	340.70
50-1150	U'SLAB PLUMBING (BLDG 50)	3479.00	3479.00	0.00	3479.00	100.0	0.00	173.95
50-1290	R.I. PLUMBING (BLDG 50)	4730.00	4730.00	0.00	4730.00	100.0	0.00	236.50
50-1330	DOWNSPOUT (BLDG 50)	2400.00	2400.00	0.00	2400.00	100.0	0.00	120.00
50-1360	FINISH PLUMBING/FIXTURES (BLDG 50)	512.00	512.00	0.00	512.00	100.0	0.00	25.60
52-1140	U'SLAB PLUMBING (BLDG 52)	10783.00	10783.00	0.00	10783.00	100.0	0.00	539.15
52-1330	R.I. PLUMBING (BLDG 52)	9415.00	9415.00	0.00	9415.00	100.0	0.00	470.75
52-1360	DOWNSPOUTS (BLDG 52)	3600.00	0.00	0.00	0.00		3600.00	0.00
52-1410	FINISH PLUMBING/FIXTURES (BLDG 52)	635.00	0.00	0.00	0.00		635.00	0.00
52-1510	PLBG HOOKUPS @ MECH EQPT (BLDG 52)	800.00	0.00	0.00	0.00		800.00	0.00
SF6-1190	PEDESTAL DRINKING FOUNTAIN (ZONE 6)	2500.00	0.00	0.00	0.00		2500.00	0.00
		997242.00	759351.00	27095.60	786446.60	78.9	210795.40	39322.33
CHANGE ORDERS								
CO-01-002	C/O 01- PCO 002- ZOO OFFICE DEMO & RELOCATION	2010.00	2010.00	0.00	2010.00	100.0	0.00	100.50
CO-02-088	C/O 02- PCO 088- REPLACE OLD GAS LINE @BOA ENTRY	7970.00	7970.00	0.00	7970.00	100.0	0.00	398.50
PCO-041	PCO 041- INCR 3 GAS LINE SIZE CHANGE	6316.00	6316.00	0.00	6316.00	100.0	0.00	315.80
PCO-059.1	PCO 059.001- ELECTRICAL & GAS LINE	15475.00	0.00	0.00	0.00		15475.00	0.00
PCO-090	PCO 090- RVSD CRICKET @ LODGE ABOVE LION VIEWING	-958.00	-958.00	0.00	-958.00	100.0	0.00	-47.90
PCO-091	PCO 091- IBA- REPAIR GAS LINE @ BOA ENTRANCE	748.00	748.00	0.00	748.00	100.0	0.00	37.40
PCO-116	PCO 116- ADD ROUGH-IN FOR SINK AT LODGE	2363.00	2363.00	0.00	2363.00	100.0	0.00	118.15
PCO-216	PCO 216- PATIO GAS LINE	14799.00	7399.50	0.00	7399.50	50.0	7399.50	369.98
PCO-324	PCO 324- ADD (5) HAND SINKS & (1) FLOOR TROUGH	4655.00	0.00	0.00	0.00		4655.00	0.00
		53378.00	25848.50	0.00	25848.50	48.4	27529.50	1292.43
		1050620.00	785199.50	27095.60	812295.10	77.3	238324.90	40614.75

REQUEST FOR PROGRESS PAYMENT

Subcontractor: FRESNO PLUMBING
 2585 N. LARKIN
 FRESNO, CA. 93727
 Telephone # 559-294-0200
 Harris Contract # 125410
 Vendor #: 2885

DATE 2/20/2015
 Harris Project Number # 1254
 Project Name: Fresno Chaffee Zoo Africa
 Billing # 13
 Billing Period Ending 2/27/2015

NOTE SPECIAL PROVISIONS

Note: Enter Amounts in Whole Dollars only.
 Fax billings to the jobsite office as required by each project.

Subcontractor Use Only

Harris Use Only

ORIGINAL CONTRACT:				
PHASE CODE #	DESCRIPTION	ORIGINAL CONTRACT AMOUNT	% COMPLETE TO DATE	ORIGINAL CONTRACT WORK TO DATE
00-15-0400 S	Plumbing	997,242.00	78.9%	\$786,446.60
Total of Original Contract GMP		997,242.00	78.9%	\$786,446.60

ORIGINAL CONTRACT:		
PERCENTAGE APPROVED	TOTAL PREVIOUS BILLING	CURRENT AMOUNT DUE

CONTRACT CHANGE ORDERS				
PHASE CODE #	DESCRIPTION	APPROVED CHANGE ORDERS TO DATE	% COMPLETE TO DATE	APPROVED CHANGE ORDERS BILLED TO DATE
SCO-01	PCO-002	2,010.00	100%	2,010.00
SCO-02	PCO-091	748.00	100%	748.00
SCO-03	PCO-088	7,970.00	100%	7,970.00
SCO-04	PCO-041	6,316.00	100%	6,316.00
SCO-05	PCO-116	2,363.00	100%	2,363.00
SCO-06	PCO-090	-958.00	100%	-958.00
SCO-07	PCO-216	14,799.00	50%	7,399.50
SCO-08	PCO-242	0.00	0%	
SCO-09	PCO-324	4,655.00	0%	
SCO-10	PCO-59.001	15,475.00	0%	
TOTAL OF CONTRACT CHANGES		\$53,378.00	48.4%	\$25,848.50

CONTRACT CHANGE ORDERS			
FULLY EXECUTED	Percentage Approved	TOTAL PREVIOUS BILLING	CURRENT AMOUNT DUE

PROJECT TOTALS			
Total contract amount to date		\$1,050,620.00	Total billing to date \$812,295.10
Retention 5% PERCENT)		\$ (40,614.75)	
SUBTOTAL		\$771,680.35	
LESS PRIOR NET BILLINGS		(745,939.53)	<input checked="" type="checkbox"/>
TOTAL DUE THIS BILLING		25,740.82	11/

PROJECT TOTALS		

LIST MAJOR SUPPLIERS WHO PROVIDED MATERIALS/SERVICES ON THIS PROJECT		
NAME OF SUPPLIER	CONTACT PERSON	Telephone Number

Compliance Checklist		
Daily Reports	Record Dwgs	
Certified Payroll	Closeout	
Contract	Safety Reports	
Insurance		

Approved	Notes	
Harris Field Approval		
Project Manager / Superintendent		

REPORT DATE 06MAY15
11:11

MONTHLY EARNINGS REPORT by SUB

AFRICA EXHIBIT INCR 2 & 3

(BILLING PERIOD: 02/01/15 - 02/28/15)

PAGE NO. 22

GOLDEN - GOLDEN STATE STEEL

ACTIVITY ID	ACTIVITY DESCRIPTION	BUDGET AMOUNT	PREVIOUS EARNINGS	EARNINGS THIS PERIOD	TOTAL TO DATE	PCT CMP	REM'G TO COMPLETE	RETENTION
ORIGINAL CONTRACT								
01-1180	ERECT/WELD STRUCT STEEL (BLDG 1)	19000.00	19000.00	0.00	19000.00	100.0	0.00	950.00
01-1760	DECORATIVE METAL CRIBBING (BLDG 1)	2300.00	0.00	0.00	0.00		2300.00	0.00
10-1950	ERECT STEEL COLUMNS & BRACE FRAMES (BRIDGE)	4000.00	4000.00	0.00	4000.00	100.0	0.00	200.00
11-1060	ERECT/WELD REM'G STEEL FRAMES (BLDG 11)	1700.00	0.00	1700.00	1700.00	100.0	0.00	85.00
12-1130	ERECT/WELD STRUCT STEEL (BLDG 12)	1700.00	1700.00	0.00	1700.00	100.0	0.00	85.00
12-1220	CORRUGATED METAL ROOFING (BLDG 12)	5500.00	5500.00	0.00	5500.00	100.0	0.00	275.00
13-1090	ERECT/WELD STRUCT STEEL (BLDG 13)	4500.00	4500.00	0.00	4500.00	100.0	0.00	225.00
31-1130	ERECT/WELD MEZZANINE STEEL (BLDG 31)	6900.00	6900.00	0.00	6900.00	100.0	0.00	345.00
31-1150	CRANE RAIL SYSTEM (BLDG 31)	5700.00	5700.00	0.00	5700.00	100.0	0.00	285.00
31-1170	ERECT/WELD METAL STAIRS (BLDG 31)	9700.00	9700.00	0.00	9700.00	100.0	0.00	485.00
31-1180	ERECT MODULAR MEZZANINE/GUARDRAILS (BLDG 31)	26000.00	26000.00	0.00	26000.00	100.0	0.00	1300.00
33-1280	ERECT/WELD STRUCT STEEL (BLDG 33)	16000.00	16000.00	0.00	16000.00	100.0	0.00	800.00
33-1290	METAL ROOF DECK (BLDG 33)	10500.00	10500.00	0.00	10500.00	100.0	0.00	525.00
34-1135	3-1/2" PIPE HORIZONTAL AT EXTERIOR DEN (BLDG 34)	21400.00	21400.00	0.00	21400.00	100.0	0.00	1070.00
34B-1030	SET STRUCT STEEL COLUMNS (BLDG 34 BRIDGE)	1700.00	1700.00	0.00	1700.00	100.0	0.00	85.00
40-1120	ERECT ROOF STEEL (BLDG 40)	5700.00	5700.00	0.00	5700.00	100.0	0.00	285.00
40-1140	STEEL ROOF DECK (BLDG 40)	2000.00	2000.00	0.00	2000.00	100.0	0.00	100.00
41-1120	ERECT ROOF STEEL (BLDG 41)	5100.00	5100.00	0.00	5100.00	100.0	0.00	255.00
41-1140	STEEL ROOF DECK (BLDG 41)	2000.00	2000.00	0.00	2000.00	100.0	0.00	100.00
52-1195	ERECT/WELD METAL STAIRS (BLDG 52)	4000.00	0.00	0.00	0.00		4000.00	0.00
051200-01A	SUBMIT STRUCT STEEL SHOP DWGS (BLDG 1)	29000.00	29000.00	0.00	29000.00	100.0	0.00	1450.00
051200-01C	FAB/DEL STRUCT STEEL (BLDG 1)	178000.00	163920.00	0.00	163920.00	92.1	14080.00	8196.00
051200-02A	SUBMIT STRUCT STEEL SHOP DWGS (BLDG 41)	2200.00	2200.00	0.00	2200.00	100.0	0.00	110.00
051200-02C	FAB/DEL STRUCT STEEL (BLDG 41)	2400.00	2400.00	0.00	2400.00	100.0	0.00	120.00
051200-03A	SUBMIT STRUCT STEEL SHOP DWGS (BLDG 2)	600.00	600.00	0.00	600.00	100.0	0.00	30.00
051200-03C	FAB/DEL STRUCT STEEL (BLDG 2)	2550.00	2550.00	0.00	2550.00	100.0	0.00	127.50
051200-04A	SUBMIT STRUCT STEEL SHOP DWGS (BLDG 5)	250.00	250.00	0.00	250.00	100.0	0.00	12.50
051200-04C	FAB/DEL STRUCT STEEL (BLDG 5)	900.00	900.00	0.00	900.00	100.0	0.00	45.00
051200-05A	SUBMIT STRUCT STEEL SHOP DWGS (BLDG 10)	12000.00	12000.00	0.00	12000.00	100.0	0.00	600.00
051200-05C	FAB/DEL STRUCT STEEL (BLDG 10)	58300.00	43725.00	0.00	43725.00	75.0	14575.00	2186.25
051200-06A	SUBMIT STRUCT STEEL SHOP DWGS (BLDG 11 & 12)	4500.00	4500.00	0.00	4500.00	100.0	0.00	225.00
051200-06C	FAB/DEL STRUCT STEEL (BLDG 11 & 12)	43500.00	41325.00	0.00	41325.00	95.0	2175.00	2066.25
051200-07A	SUBMIT STRUCT STEEL SHOP DWGS (BLDG 13)	9000.00	9000.00	0.00	9000.00	100.0	0.00	450.00
051200-07C	FAB/DEL STRUCT STEEL (BLDG 13)	24000.00	24000.00	0.00	24000.00	100.0	0.00	1200.00
051200-08A	SUBMIT STRUCT STEEL SHOP DWGS (BLDG 31)	17000.00	17000.00	0.00	17000.00	100.0	0.00	850.00
051200-08C	FAB/DEL STRUCT STEEL (BLDG 31)	81500.00	81500.00	0.00	81500.00	100.0	0.00	4075.00
051200-09A	SUBMIT STR STL SHOP DWGS PRECAST EMBEDS(BLDG 33)	3500.00	3500.00	0.00	3500.00	100.0	0.00	175.00
051200-09C	FAB/DEL STRUCT STEEL PRECAST EMBEDS (BLDG 33)	34875.00	34875.00	0.00	34875.00	100.0	0.00	1743.75
051200-10A	SUBMIT STRUCT STEEL SHOP DWGS (BLDG 33)	7200.00	7200.00	0.00	7200.00	100.0	0.00	360.00
051200-10C	FAB/DEL STRUCT STEEL (BLDG 33)	186290.00	186290.00	0.00	186290.00	100.0	0.00	9314.50
051200-11A	SUBMIT STRUCT STEEL SHOP DWGS (BLDG 34)	9800.00	9800.00	0.00	9800.00	100.0	0.00	490.00
051200-11C	FAB/DEL STRUCT STEEL (BLDG 34)	59250.00	59250.00	0.00	59250.00	100.0	0.00	2962.50
051200-12A	SUBMIT STRUCT STEEL SHOP DWGS (BLDG 40)	1500.00	1500.00	0.00	1500.00	100.0	0.00	75.00
051200-12C	FAB/DEL STRUCT STEEL (BLDG 40)	6900.00	6900.00	0.00	6900.00	100.0	0.00	345.00
051200-13A	SUBMIT STRUCT STEEL SHOP DWGS (BLDG 50)	150.00	150.00	0.00	150.00	100.0	0.00	7.50
051200-13C	FAB/DEL STRUCT STEEL (BLDG 50)	760.00	0.00	0.00	0.00		760.00	0.00
051200-14A	SUBMIT STRUCT STEEL SHOP DWGS (BLDG 52)	4000.00	4000.00	0.00	4000.00	100.0	0.00	200.00
051200-14C	FAB/DEL STRUCT STEEL (BLDG 52)	26600.00	0.00	6650.00	6650.00	25.0	19950.00	332.50
051200-15A	SUBMIT STRUCT STEEL SHOP DWGS (SITE)	1450.00	1450.00	0.00	1450.00	100.0	0.00	72.50
051200-15C	FAB/DEL STRUCT STEEL (SITE)	14500.00	0.00	4350.00	4350.00	30.0	10150.00	217.50
053100-01A	SUBMIT STEEL DECKING	6500.00	6500.00	0.00	6500.00	100.0	0.00	325.00
053100-01C	FAB/DEL STEEL DECKING	38500.00	38500.00	0.00	38500.00	100.0	0.00	1925.00
		1022875.00	942185.00	12700.00	954885.00	93.4	67990.00	47744.25

REPORT DATE 06MAY15
11:11

MONTHLY EARNINGS REPORT by SUB

AFRICA EXHIBIT INCR 2 & 3

(BILLING PERIOD: 02/01/15 - 02/28/15)

PAGE NO. 23

GOLDEN - GOLDEN STATE STEEL

ACTIVITY ID	ACTIVITY DESCRIPTION	BUDGET AMOUNT	PREVIOUS EARNINGS	EARNINGS THIS PERIOD	TOTAL TO DATE	PCT CMP	REM'G TO COMPLETE	RETENTION
CHANGE ORDERS								
CO-02-062	C/O 02- PCO 062- CHEETAH VIEWING CHANGES	20047.00	20047.00	0.00	20047.00	100.0	0.00	1002.35
PCO-030.2	PCO 030.2- CONFORMED & CITY PERMIT DWG CHANGES	26721.00	26721.00	0.00	26721.00	100.0	0.00	1336.05
PCO-171	PCO 171- IBA- WELD EXTENS @ CHEETAH HOLDING COL	1560.00	1560.00	0.00	1560.00	100.0	0.00	78.00
PCO-172	PCO 172- RAFTER SIDE PLATE CHANGES PER REVIEW	5295.00	5295.00	0.00	5295.00	100.0	0.00	264.75
PCO-215	PCO 215- IBA- SIGN WALL TREE & LETTERING	15000.00	15000.00	0.00	15000.00	100.0	0.00	750.00
PCO-219	PCO 219- IBA- ELEPHANT HOLDING DBL UP OF EMBEDS	-37880.00	0.00	-37880.00	-37880.00	100.0	0.00	-1894.00
PCO-251	PCO 251- IBA- ELEPHANT DEMO DOUBLE UP ON STRUCT	-17542.00	-17542.00	0.00	-17542.00	100.0	0.00	-877.10
PCO-260	PCO 260- WEATHERING STEEL AT LION DEMO	4674.00	4674.00	0.00	4674.00	100.0	0.00	233.70
PCO-268	PCO 268- IBA- FIX ROOF BEAM EMBEDS @ PRECAST PNL	2850.00	2850.00	0.00	2850.00	100.0	0.00	142.50
PCO-275	PCO 275- IBA- GSS CREDIT FOR RHINO BOLLARDS	-10450.00	0.00	-10450.00	-10450.00	100.0	0.00	-522.50
PCO-342	PCO 342- IBA- MEERKAT- GLAZING AT TERMIT MOUND	731.00	0.00	731.00	731.00	100.0	0.00	36.55
		11006.00	58605.00	-47599.00	11006.00	100.0	0.00	550.30
		1033881.00	1000790.00	-34899.00	965891.00	93.4	67990.00	48294.55

+1744.95 5%
(33,154.05) 11/

REPORT DATE 06MAY15
11:11

MONTHLY EARNINGS REPORT by SUB

AFRICA EXHIBIT INCR 2 & 3

(BILLING PERIOD: 02/01/15 - 02/28/15)

PAGE NO. 24

GRAHAM - GRAHAM PREWETT

ACTIVITY ID	ACTIVITY DESCRIPTION	BUDGET AMOUNT	PREVIOUS EARNINGS	EARNINGS THIS PERIOD	TOTAL TO DATE	PCT CMP	REM'G TO COMPLETE	RETENTION
ORIGINAL CONTRACT								
GC-1180	SITE WATERPROOFING	136000.00	61200.00	27200.00	88400.00	65.0	47600.00	4420.00
01-1210	FLUID APPLIED WATERPROOFING/AIR BARRIER (BLDG 1)	66000.00	39600.00	0.00	39600.00	60.0	26400.00	1980.00
01-1710	SYNTHETIC THATCH ROOFING (BLDG 1)	828000.00	274600.00	0.00	274600.00	33.2	553400.00	13730.00
01-1740	MEMBRANE ROOFING (BLDG 1)	36000.00	0.00	0.00	0.00		36000.00	0.00
01-1750	FLASHING & SHEET METAL (BLDG 1)	3000.00	0.00	0.00	0.00		3000.00	0.00
01-1770	VINYL GUTTERS & DOWNSPOUTS @ MECH ROOF (BLDG 1)	1000.00	0.00	0.00	0.00		1000.00	0.00
01-1780	CONCRETE RIDGE CAPS (BLDG 1)	12000.00	0.00	0.00	0.00		12000.00	0.00
02-1160	SYNTHETIC THATCH ROOFING (BLDG 2)	58000.00	49300.00	0.00	49300.00	85.0	8700.00	2465.00
03-1250	METAL ROOFING (BLDG 3)	19000.00	19000.00	0.00	19000.00	100.0	0.00	950.00
03-1320	FLASHING & SHEET METAL (BLDG 3)	1000.00	1000.00	0.00	1000.00	100.0	0.00	50.00
04-1310	METAL ROOFING (BLDG 4)	19000.00	19000.00	0.00	19000.00	100.0	0.00	950.00
04-1320	FLASHING & SHEET METAL (BLDG 4)	1000.00	1000.00	0.00	1000.00	100.0	0.00	50.00
05-1250	METAL ROOFING (BLDG 5)	28000.00	28000.00	0.00	28000.00	100.0	0.00	1400.00
05-1310	FLASHING & SHEET METAL (BLDG 5)	1000.00	1000.00	0.00	1000.00	100.0	0.00	50.00
10-1175	AIR BARRIER @ CMU WALLS (BSMT)	24000.00	0.00	0.00	0.00		24000.00	0.00
10-1350	METAL ROOF PANELS (BSMT CORR O5)	18000.00	0.00	0.00	0.00		18000.00	0.00
10-1800	SYNTHETIC THATCH ROOFING (BLDG 10)	158000.00	63200.00	0.00	63200.00	40.0	94800.00	3160.00
10-1810	CONC ROOF CAP (BLDG 10)	500.00	0.00	0.00	0.00		500.00	0.00
12-1245	METAL ROOF PANELS (BLDG 12)	36000.00	0.00	0.00	0.00		36000.00	0.00
12-1250	GUTTERS (BLDG 12)	500.00	0.00	0.00	0.00		500.00	0.00
33-1390	MEMBRANE ROOFING SYSTEM (BLDG 33)	182000.00	0.00	136500.00	136500.00	75.0	45500.00	6825.00
33-1435	WATERPROOFING (BLDG 33)	19000.00	0.00	0.00	0.00		19000.00	0.00
33-1520	GUTTERS (BLDG 33)	3000.00	0.00	0.00	0.00		3000.00	0.00
34-1285	VAPOR RETARDER COATING (BLDG 34)	17000.00	17000.00	0.00	17000.00	100.0	0.00	850.00
34-1350	MEMBRANE ROOFING (BLDG 34)	47000.00	47000.00	0.00	47000.00	100.0	0.00	2350.00
34-1470	GUTTERS (BLDG 34)	2000.00	2000.00	0.00	2000.00	100.0	0.00	100.00
34-1500	FLASHING & SHEET METAL (BLDG 34)	1000.00	1000.00	0.00	1000.00	100.0	0.00	50.00
40-1105	WATERPROOFING / VAPOR RETARDER COATING (BLDG 40)	8000.00	8000.00	0.00	8000.00	100.0	0.00	400.00
40-1180	MEMBRANE ROOFING (BLDG 40)	9000.00	9000.00	0.00	9000.00	100.0	0.00	450.00
40-1310	GUTTERS (BLDG 40)	400.00	400.00	0.00	400.00	100.0	0.00	20.00
40-1340	FLASHING & SHEET METAL (BLDG 40)	600.00	600.00	0.00	600.00	100.0	0.00	30.00
41-1200	WATERPROOF WALLS & ROOF (BLDG 41)	16000.00	16000.00	0.00	16000.00	100.0	0.00	800.00
41-1230	GUTTERS (BLDG 41)	600.00	600.00	0.00	600.00	100.0	0.00	30.00
41-1250	FLASHING & SHEET METAL (BLDG 41)	400.00	400.00	0.00	400.00	100.0	0.00	20.00
071400-01A	SUBMIT FLUID-APPLIED WATERPROOFING	1000.00	1000.00	0.00	1000.00	100.0	0.00	50.00
073316-01A	SUBMIT SIMULATED THATCH ROOFING	1000.00	1000.00	0.00	1000.00	100.0	0.00	50.00
073316-01C	FAB/DEL SIMULATED THATCH ROOFING	520000.00	506900.00	13100.00	520000.00	100.0	0.00	26000.00
074113-01A	SUBMIT METAL ROOF PANELS	1000.00	1000.00	0.00	1000.00	100.0	0.00	50.00
074113-01C	FAB/DEL METAL ROOF PANELS	10000.00	10000.00	0.00	10000.00	100.0	0.00	500.00
075300-01A	SUBMIT ELASTOMERIC MEMBRANE ROOFING	1000.00	1000.00	0.00	1000.00	100.0	0.00	50.00
076200-01A	SUBMIT SHEET METAL FLASHING & TRIM	1000.00	1000.00	0.00	1000.00	100.0	0.00	50.00
077123-01A	SUBMIT PVC GUTTERS & DOWNSPOUTS	1000.00	1000.00	0.00	1000.00	100.0	0.00	50.00
		2288000.00	1181800.00	176800.00	1358600.00	59.4	929400.00	67930.00
CHANGE ORDERS								
PCO-059	PCO 059- RADIANT FLOOR & STORAGE ROOM	2867.00	0.00	0.00	0.00		2867.00	0.00
PCO-205	PCO 205- CREDIT FOR DELETED WATERPROOFING	-40000.00	-20000.00	-20000.00	-40000.00	100.0	0.00	-2000.00
		-37133.00	-20000.00	-20000.00	-40000.00	107.7	2867.00	-2000.00
		2250867.00	1161800.00	156800.00	1318600.00	58.6	932267.00	65930.00

REQUEST FOR PROGRESS PAYMENT

Subcontractor: GRAHAM PREWETT
 2773 N. Business Park Ave. #102
 Fresno, CA 93727
 Telephone # 559-291-3741
 Harris Contract # 125414
 Vendor #: 3144

DATE 2/20/2015
 Harris Project Number # 1254
 Project Name: Fresno Chaffee Zoo Africa
 Billing # 7
 Billing Period Ending 2/28/2015

NOTE SPECIAL PROVISIONS

Note: Enter Amounts in Whole Dollars only.
 Fax billings to the jobsite office as required by each project.

Subcontractor Use Only

Harris Use Only

ORIGINAL CONTRACT:				
PHASE CODE #	DESCRIPTION	ORIGINAL CONTRACT AMOUNT	% COMPLETE TO DATE	ORIGINAL CONTRACT WORK TO DATE
07-0530 S	Roofing	2,288,000.00	59.4%	\$1,358,600.00
Total of Original Contract GMP		2,288,000.00	59.4%	\$1,358,600.00

ORIGINAL CONTRACT:		
PERCENTAGE APPROVED	TOTAL PREVIOUS BILLING	CURRENT AMOUNT DUE

CONTRACT CHANGE ORDERS				
PHASE CODE #	DESCRIPTION	APPROVED CHANGE ORDERS TO DATE	% COMPLETE TO DATE	APPROVED CHANGE ORDERS BILLED TO DATE
PCO-205	Delete Waterproofing	-\$40,000.00	100%	-\$40,000.00
PCO-59.001	Radiant flooring at storage room	\$2,867.00		
TOTAL OF CONTRACT CHANGES		⬇️ (\$37,133.00)	107.7%	⬇️ (\$40,000.00)

CONTRACT CHANGE ORDERS			
FULLY EXECUTED	Percentage Approved	TOTAL PREVIOUS BILLING	CURRENT AMOUNT DUE

PROJECT TOTALS		(Total 58.61%)	
Total contract amount to date	⬇️ \$2,250,867.00	⬇️ \$1,318,600.00	
5% Retention		-\$65,930.00	
Sub-Total	⬇️ \$1,252,670.00		
Less Prior Net Billings		-\$1,103,710.00	
Total Due This Billing	⬇️ \$148,960.00		

PROJECT TOTALS		

LIST MAJOR SUPPLIERS WHO PROVIDED MATERIALS/SERVICES ON THIS PROJECT		
NAME OF SUPPLIER	CONTACT PERSON	Telephone Number

Compliance Checklist		
Daily Reports	Record Dwgs	
Certified Payroll	Closeout	
Contract	Safety Reports	
Insurance		

Approved _____ Notes _____

Harris Field Approval		
Project Manager / Superintendent		

REPORT DATE 06MAY15
11:11

MONTHLY EARNINGS REPORT by SUB

AFRICA EXHIBIT INCR 2 & 3

(BILLING PERIOD: 02/01/15 - 02/28/15)

PAGE NO. 25

HANKIN - HANKIN SPECIALTY ELEVATORS

ACTIVITY ID	ACTIVITY DESCRIPTION	BUDGET AMOUNT	PREVIOUS EARNINGS	EARNINGS THIS PERIOD	TOTAL TO DATE	PCT CMP	REM'G TO COMPLETE	RETENTION
ORIGINAL CONTRACT								
SF5-1210	INCLINED WHEELCHAIR LIFT (KOPJE TOP)	7200.00	0.00	0.00	0.00		7200.00	0.00
144213-01A	SUBMIT INCLINED WHEELCHAIR LIFTS	7000.00	0.00	0.00	0.00		7000.00	0.00
144213-01C	FAB/DEL INCLINED WHEELCHAIR LIFTS	14000.00	0.00	0.00	0.00		14000.00	0.00
		28200.00	0.00	0.00	0.00		28200.00	0.00
CHANGE ORDERS								
PCO-018	PCO 018- BID HOLD EXTRAS	562.00	0.00	0.00	0.00		562.00	0.00
		562.00	0.00	0.00	0.00		562.00	0.00
		28762.00	0.00	0.00	0.00		28762.00	0.00

REPORT DATE 06MAY15
11:11

MONTHLY EARNINGS REPORT by SUB

AFRICA EXHIBIT INCR 2 & 3

(BILLING PERIOD: 02/01/15 - 02/28/15)

PAGE NO. 26

HARRIS - HARRIS CONSTRUCTION CO., INC.

ACTIVITY ID	ACTIVITY DESCRIPTION	BUDGET AMOUNT	PREVIOUS EARNINGS	EARNINGS THIS PERIOD	TOTAL TO DATE	PCT CMP	REM'G TO COMPLETE	RETENTION
CONSTRUCTION SERVICES								
GC-1090	BOND- INCR 2 & 3	329501.00	269314.00	0.00	269314.00	81.7	60187.00	0.00
GC-1100	CONSTRUCTION SERVICES- INCR 2 & 3	1720897.00	1290672.75	86044.85	1376717.60	80.0	344179.40	0.00
GC-1110	OVERHEAD & PROFIT- INCR 2 & 3	1417210.00	953782.33	90701.44	1044483.77	73.7	372726.23	0.00
GC-1290	SUBCONTRACTOR BONDS (DEDUCT FROM HARRIS)	-110359.00	0.00	0.00	0.00		-110359.00	0.00
		3357249.00	2513769.08	176746.29	2690515.37	80.1	666733.63	0.00
DIRECT WORK								
00-1000	JOBSITE LAYOUT / SURVEY / MAINTENANCE	213047.00	208786.06	2130.47	210916.53	99.0	2130.47	10545.83
01-1010	LAYOUT FOOTINGS (BLDG 1)	1518.00	1518.00	0.00	1518.00	100.0	0.00	75.90
01-1030	EXCAVATE FOOTINGS (BLDG 1)	4520.00	4520.00	0.00	4520.00	100.0	0.00	226.00
01-1040	F/R/P FOOTINGS (BLDG 1)	23545.00	23545.00	0.00	23545.00	100.0	0.00	1177.25
01-1060	F/R/P STEMWALLS (BLDG 1)	21459.00	21459.00	0.00	21459.00	100.0	0.00	1072.95
01-1090	CURE/STRIP STEMWALLS (BLDG 1)	4784.00	4784.00	0.00	4784.00	100.0	0.00	239.20
01-1100	BACKFILL/COMPACT STEMWALLS (BLDG 1)	5086.00	5086.00	0.00	5086.00	100.0	0.00	254.30
01-1110	SLAB EDGEFORMS/BLOCKOUTS (BLDG 1)	74237.00	74237.00	0.00	74237.00	100.0	0.00	3711.85
01-1120	SLAB PREP (BLDG 1)	48171.00	48171.00	0.00	48171.00	100.0	0.00	2408.55
01-1140	PLACE/FINISH SLAB-ON-GRADE (BLDG 1)	159673.00	143705.70	0.00	143705.70	90.0	15967.30	7185.29
01-1152	TEMP BRACING @ CMU (BLDG 1)	1405.00	1405.00	0.00	1405.00	100.0	0.00	70.25
01-1160B	SHEAR WALL PLYWOOD (BLDG 1)	21194.00	21194.00	0.00	21194.00	100.0	0.00	1059.70
01-1190	EXT PLYWOOD OVER INSUL @ CMU WALLS (BLDG 1)	4659.00	0.00	0.00	0.00		4659.00	0.00
01-1200	GLULAMS / TRUSSES / ROOF FRAMING (BLDG 1)	341770.00	324681.50	10253.10	334934.60	98.0	6835.40	16746.73
01-1220	GROUT COLUMN BASEPLATES (BLDG 1)	3077.00	3077.00	0.00	3077.00	100.0	0.00	153.85
01-1230	POUR BLOCKOUTS (BLDG 1)	5522.00	5522.00	0.00	5522.00	100.0	0.00	276.10
01-1240	F/R/P PILASTERS & PLINTHS (BLDG 1)	19441.00	19441.00	0.00	19441.00	100.0	0.00	972.05
01-1250	ROUND WOOD COLUMN SURROUNDS (BLDG 1)	29602.00	0.00	2960.20	2960.20	10.0	26641.80	148.01
01-1260	SET HM FRAMES (BLDG 1)	5227.00	2613.50	0.00	2613.50	50.0	2613.50	130.68
01-1280	ROOF ACCESS STAIRS (BLDG 1)	605.00	0.00	0.00	0.00		605.00	0.00
01-1290	ROOF SHEATHING (BLDG 1)	62201.00	12440.20	43540.70	55980.90	90.0	6220.10	2799.05
01-1300	NATURAL LOG FRAMING (BLDG 1)	41491.00	12447.30	0.00	12447.30	30.0	29043.70	622.37
01-1310	ROUND LOGS OVER STEEL BEAMS (BLDG 1)	24107.00	2410.70	0.00	2410.70	10.0	21696.30	120.54
01-1320	EXT SHEATHING / INSULATION / TYVEK/ DRAINAGE MAT	23865.00	4773.00	7159.50	11932.50	50.0	11932.50	596.63
01-1330	FIREPLACES- F/R/P CONC BASES (BLDG 1)	16137.00	16137.00	0.00	16137.00	100.0	0.00	806.85
01-1350	FIREPLACES- CONC SLAB (BLDG 1)	14947.00	14947.00	0.00	14947.00	100.0	0.00	747.35
01-1360	FIREPLACES- PREFAB FIREPLACE ENCLOSURES (BLDG 1)	25000.00	0.00	18750.00	18750.00	75.0	6250.00	937.50
01-1400	FIREPLACES- PLYWOOD SHEATHING (BLDG 1)	2006.00	0.00	0.00	0.00		2006.00	0.00
01-1700	THATCH BOARD BATTENS (BLDG 1)	22601.00	11300.50	0.00	11300.50	50.0	11300.50	565.03
01-1930	BOMA WOOD SCREENS (BLDG 1)	5602.00	0.00	0.00	0.00		5602.00	0.00
01-1942	EUCALYPTUS (BLDG 1)	52657.00	26328.50	0.00	26328.50	50.0	26328.50	1316.43
01-1950	TOPPING SLAB AT COOLER (BLDG 1)	1408.00	0.00	0.00	0.00		1408.00	0.00
01-1980	INT WALL PLYWOOD @ RADIUSED WALLS (BLDG 1)	15547.00	15547.00	0.00	15547.00	100.0	0.00	777.35
01-2090	HANG DOORS (BLDG 1)	8448.00	0.00	0.00	0.00		8448.00	0.00
01-2110	DOOR HARDWARE (BLDG 1)	11061.00	0.00	0.00	0.00		11061.00	0.00
01-2200	FINAL CLEAN (BLDG 1)	2116.00	0.00	0.00	0.00		2116.00	0.00
01-2230	WOOD FRAMING MEMBERS @ LIGHTWELL (BLDG 1)	6168.00	4626.00	0.00	4626.00	75.0	1542.00	231.30
01-2240	GRAB & GO TABLE @ LIGHTWELL (BLDG 1)	1106.00	0.00	0.00	0.00		1106.00	0.00
01-2260	WOOD BOMA SHADING @ LIGHTWELL (BLDG 1)	5975.00	0.00	0.00	0.00		5975.00	0.00
01-2270	ROPE WRAP @ LIGHTWELL (BLDG 1)	320.00	0.00	0.00	0.00		320.00	0.00
01-2290	LAYOUT/EXCAV DECK FTGS (LODGE DECKS)	9214.00	9214.00	0.00	9214.00	100.0	0.00	460.70
01-2300	F/R/P DECK FTGS & STEMWALLS (LODGE DECKS)	49147.00	19658.80	0.00	19658.80	40.0	29488.20	982.94
01-2310	BEAMS, JOISTS & BLOCKING (LODGE DECKS)	24354.00	4870.80	0.00	4870.80	20.0	19483.20	243.54
01-2320	INSTALL WOOD DECKING (LODGE DECKS)	12557.00	1883.55	0.00	1883.55	15.0	10673.45	94.18
02-1010	LAYOUT FOOTINGS (BLDG 2)	380.00	380.00	0.00	380.00	100.0	0.00	19.00
02-1020	EXCAVATE FOOTINGS (BLDG 2)	2176.00	2176.00	0.00	2176.00	100.0	0.00	108.80
02-1030	SLAB EDGEFORMS/ANCHOR BOLTS (BLDG 2)	4811.00	4811.00	0.00	4811.00	100.0	0.00	240.55
02-1050	SLAB PREP (BLDG 2)	2897.00	2897.00	0.00	2897.00	100.0	0.00	144.85
02-1070	PLACE/FINISH SLAB & FTGS (BLDG 2)	8288.00	8288.00	0.00	8288.00	100.0	0.00	414.40
02-1080	SET HM FRAME (BLDG 2)	111.00	111.00	0.00	111.00	100.0	0.00	5.55

REPORT DATE 06MAY15
11:11

MONTHLY EARNINGS REPORT by SUB

AFRICA EXHIBIT INCR 2 & 3

(BILLING PERIOD: 02/01/15 - 02/28/15)

PAGE NO. 27

HARRIS - HARRIS CONSTRUCTION CO., INC.

ACTIVITY ID	ACTIVITY DESCRIPTION	BUDGET AMOUNT	PREVIOUS EARNINGS	EARNINGS THIS PERIOD	TOTAL TO DATE	PCT CMP	REM'G TO COMPLETE	RETENTION
DIRECT WORK								
02-1100	WALL SHEATHING/INSUL/WRAP/DRAINAGE MAT (BLDG 2)	3785.00	3785.00	0.00	3785.00	100.0	0.00	189.25
02-1120	LOG FRAMING- COLUMNS & BEAMS (BLDG 2)	28725.00	28725.00	0.00	28725.00	100.0	0.00	1436.25
02-1130	LOG FRAMING- RAFTERS & BLOCKING (BLDG 2)	7973.00	7973.00	0.00	7973.00	100.0	0.00	398.65
02-1140	THATCH BOARD BATTENS (BLDG 2)	2716.00	2716.00	0.00	2716.00	100.0	0.00	135.80
02-1330	HANG DOOR (BLDG 2)	111.00	111.00	0.00	111.00	100.0	0.00	5.55
02-1340	DOOR HARDWARE (BLDG 2)	277.00	277.00	0.00	277.00	100.0	0.00	13.85
02-1350	FINAL CLEAN (BLDG 2)	82.00	0.00	0.00	0.00		82.00	0.00
03-1010	LAYOUT FOOTINGS (BLDG 3)	380.00	380.00	0.00	380.00	100.0	0.00	19.00
03-1020	EXCAVATE FOOTINGS (BLDG 3)	1181.00	1181.00	0.00	1181.00	100.0	0.00	59.05
03-1030	SLAB & CURB EDGEFORMS/ANCHOR BOLTS (BLDG 3)	5280.00	5280.00	0.00	5280.00	100.0	0.00	264.00
03-1060	SLAB PREP (BLDG 3)	1502.00	1502.00	0.00	1502.00	100.0	0.00	75.10
03-1080	PLACE/FINISH FTGS, SLAB & CURBS (BLDG 3)	8199.00	8199.00	0.00	8199.00	100.0	0.00	409.95
03-1090	SET HM FRAMES (BLDG 3)	1041.00	1041.00	0.00	1041.00	100.0	0.00	52.05
03-1110	WALL SHEATHING/INSUL/WRAP/DRAINAGE MAT (BLDG 3)	2676.00	2676.00	0.00	2676.00	100.0	0.00	133.80
03-1140	ROOF SHEATHING (BLDG 3)	4304.00	4304.00	0.00	4304.00	100.0	0.00	215.20
03-1180	WOOD FASCIA (BLDG 3)	4100.00	4100.00	0.00	4100.00	100.0	0.00	205.00
03-1460	HANG DOORS (BLDG 3)	664.00	664.00	0.00	664.00	100.0	0.00	33.20
03-1500	DOOR HARDWARE (BLDG 3)	829.00	829.00	0.00	829.00	100.0	0.00	41.45
03-1550	FINAL CLEAN (BLDG 3)	54.00	0.00	0.00	0.00		54.00	0.00
04-1010	LAYOUT FOOTINGS (BLDG 4)	380.00	380.00	0.00	380.00	100.0	0.00	19.00
04-1020	EXCAVATE FOOTINGS (BLDG 4)	1180.00	1180.00	0.00	1180.00	100.0	0.00	59.00
04-1030	SLAB & CURB EDGEFORMS/ANCHOR BOLTS (BLDG 4)	5280.00	5280.00	0.00	5280.00	100.0	0.00	264.00
04-1060	SLAB PREP (BLDG 4)	1502.00	1502.00	0.00	1502.00	100.0	0.00	75.10
04-1080	PLACE/FINISH FTGS, SLAB & CURBS (BLDG 4)	8199.00	8199.00	0.00	8199.00	100.0	0.00	409.95
04-1090	SET HM FRAMES (BLDG 4)	1042.00	1042.00	0.00	1042.00	100.0	0.00	52.10
04-1110	WALL SHEATHING/INSUL/WRAP/DRAINAGE MAT (BLDG 4)	2675.00	2675.00	0.00	2675.00	100.0	0.00	133.75
04-1140	ROOF SHEATHING (BLDG 4)	4304.00	4304.00	0.00	4304.00	100.0	0.00	215.20
04-1180	WOOD FASCIA (BLDG 4)	4100.00	4100.00	0.00	4100.00	100.0	0.00	205.00
04-1460	HANG DOORS (BLDG 4)	663.00	663.00	0.00	663.00	100.0	0.00	33.15
04-1500	DOOR HARDWARE (BLDG 4)	829.00	829.00	0.00	829.00	100.0	0.00	41.45
04-1550	FINAL CLEAN (BLDG 4)	54.00	0.00	0.00	0.00		54.00	0.00
05-1010	LAYOUT FOOTINGS (BLDG 5)	580.00	580.00	0.00	580.00	100.0	0.00	29.00
05-1020	EXCAVATE FOOTINGS (BLDG 5)	6260.00	6260.00	0.00	6260.00	100.0	0.00	313.00
05-1030	F/R/P FOOTINGS (BLDG 5)	5347.00	5347.00	0.00	5347.00	100.0	0.00	267.35
05-1040	F/R/P COLUMN PEDESTALS (BLDG 5)	5487.00	5487.00	0.00	5487.00	100.0	0.00	274.35
05-1060	F/R/P STEMWALLS (BLDG 5)	5347.00	5347.00	0.00	5347.00	100.0	0.00	267.35
05-1070	CURE/STRIP STEMWALLS (BLDG 5)	2810.00	2810.00	0.00	2810.00	100.0	0.00	140.50
05-1080	BACKFILL/COMPACT STEMWALLS (BLDG 5)	17887.00	17887.00	0.00	17887.00	100.0	0.00	894.35
05-1090	DRILL/EPOXY SLAB DOWELS (BLDG 5)	687.00	687.00	0.00	687.00	100.0	0.00	34.35
05-1100	SLAB EDGEFORMS (BLDG 5)	1323.00	1323.00	0.00	1323.00	100.0	0.00	66.15
05-1110	SLAB PREP (BLDG 5)	1103.00	1103.00	0.00	1103.00	100.0	0.00	55.15
05-1130	PLACE/FINISH SLAB-ON-GRADE (BLDG 5)	3180.00	3180.00	0.00	3180.00	100.0	0.00	159.00
05-1140	F/P WALL CURBS (BLDG 5)	4365.00	4365.00	0.00	4365.00	100.0	0.00	218.25
05-1150	SET HM FRAMES (BLDG 5)	359.00	359.00	0.00	359.00	100.0	0.00	17.95
05-1170	WALL SHEATHING/INSUL/WRAP/DRAINAGE MAT (BLDG 5)	3646.00	3646.00	0.00	3646.00	100.0	0.00	182.30
05-1180	LOG FRAMING (BLDG 5)	10228.00	10228.00	0.00	10228.00	100.0	0.00	511.40
05-1210	ROOF SHEATHING (BLDG 5)	4659.00	4659.00	0.00	4659.00	100.0	0.00	232.95
05-1410	F/R/P EQPT PADS (BLDG 5)	3189.00	3189.00	0.00	3189.00	100.0	0.00	159.45
05-1460	HANG DOORS (BLDG 5)	332.00	332.00	0.00	332.00	100.0	0.00	16.60
05-1490	DOOR HARDWARE (BLDG 5)	415.00	415.00	0.00	415.00	100.0	0.00	20.75
05-1540	FINAL CLEAN (BLDG 5)	88.00	0.00	0.00	0.00		88.00	0.00
10-1010	LAYOUT FOOTINGS (BLDG 10)	1139.00	1139.00	0.00	1139.00	100.0	0.00	56.95
10-1030	EXCAVATE FOOTINGS (BLDG 10)	11284.00	11284.00	0.00	11284.00	100.0	0.00	564.20
10-1040	F/R/P FOOTINGS (BLDG 10)	54319.00	54319.00	0.00	54319.00	100.0	0.00	2715.95
10-1050	STEEL PIPE RHINO BOLLARDS (BSMT)	1156.00	0.00	0.00	0.00		1156.00	0.00
10-1060	F/R/P COLUMN PILASTERS (BLDG 10)	19990.00	19990.00	0.00	19990.00	100.0	0.00	999.50
10-1082	TEMP BRACING @ CMU (BLDG 10)	542.00	542.00	0.00	542.00	100.0	0.00	27.10
10-1090	SLAB EDGEFORMS (BLDG 10)	4733.00	4733.00	0.00	4733.00	100.0	0.00	236.65
10-1120	SLAB PREP (BLDG 10)	958.00	958.00	0.00	958.00	100.0	0.00	47.90
10-1140	PLACE/FINISH SLAB-ON-GRADE (BLDG 10)	8605.00	8605.00	0.00	8605.00	100.0	0.00	430.25
10-1150	GRAVEL FILL (BSMT)	848.00	0.00	0.00	0.00		848.00	0.00
10-1160	SET WINDOW IN CMU (BSMT)	180.00	0.00	0.00	0.00		180.00	0.00
10-1170	FRAME WOOD STAIRS (BSMT)	6320.00	3160.00	1264.00	4424.00	70.0	1896.00	221.20
10-1190	STAIR HANDRAILS (BSMT)	780.00	0.00	0.00	0.00		780.00	0.00
10-1220	SET HM FRAMES (BSMT)	1617.00	0.00	1617.00	1617.00	100.0	0.00	80.85

REPORT DATE 06MAY15
11:11

MONTHLY EARNINGS REPORT by SUB

AFRICA EXHIBIT INCR 2 & 3

(BILLING PERIOD: 02/01/15 - 02/28/15)

PAGE NO. 28

HARRIS - HARRIS CONSTRUCTION CO., INC.

ACTIVITY ID	ACTIVITY DESCRIPTION	BUDGET AMOUNT	PREVIOUS EARNINGS	EARNINGS THIS PERIOD	TOTAL TO DATE	PCT CMP	REM'G TO COMPLETE	RETENTION
DIRECT WORK								
10-1310	BOMA WOOD SCREENS (BSMT)	11890.00	0.00	0.00	0.00		11890.00	0.00
10-1320	ROOF SHEATHING, INSUL, WATERPRFG (BSMT CORR 05)	3794.00	3794.00	0.00	3794.00	100.0	0.00	189.70
10-1330	WALL SHEATHING/INSUL/WRAP/DRAINAGE MAT (BSMT)	2010.00	2010.00	0.00	2010.00	100.0	0.00	100.50
10-1460	F/R/P EQPT PAD (BSMT)	1594.00	318.80	0.00	318.80	20.0	1275.20	15.94
10-1490	HANG DOORS (BSMT)	1696.00	0.00	0.00	0.00		1696.00	0.00
10-1510	DOOR HARDWARE (BSMT)	2120.00	0.00	0.00	0.00		2120.00	0.00
10-1530	LOG FRAMING & GLULAMS (BLDG 10)	111169.00	111169.00	0.00	111169.00	100.0	0.00	5558.45
10-1540	DECK SUPPORT GLULAMS & FRAMING (MAIN LVL)	36584.00	36584.00	0.00	36584.00	100.0	0.00	1829.20
10-1550	OVERLOOK DECKING (MAIN LVL)	23790.00	11895.00	5947.50	17842.50	75.0	5947.50	892.13
10-1560	SET HM FRAMES (MAIN LVL)	762.00	0.00	762.00	762.00	100.0	0.00	38.10
10-1570	BENCH FRAMING (MAIN LVL)	7956.00	0.00	0.00	0.00		7956.00	0.00
10-1580	PIPE & TUBE GUARDRAILS (MAIN LVL)	4645.00	0.00	0.00	0.00		4645.00	0.00
10-1600	FURRING @ CMU (MAIN LVL)	2209.00	0.00	0.00	0.00		2209.00	0.00
10-1690	WEATHERED WOOD @ CMU (MAIN LVL)	9367.00	0.00	0.00	0.00		9367.00	0.00
10-1730	HANG DOORS (MAIN LVL)	848.00	0.00	0.00	0.00		848.00	0.00
10-1740	DOOR HARDWARE (MAIN LVL)	1060.00	0.00	0.00	0.00		1060.00	0.00
10-1750	FINAL CLEAN (BLDG 10)	232.00	0.00	0.00	0.00		232.00	0.00
10-1770	ROOF FRAMING (BLDG 10)	51478.00	51478.00	0.00	51478.00	100.0	0.00	2573.90
10-1780	ROOF SHEATHING (BLDG 10)	13845.00	13845.00	0.00	13845.00	100.0	0.00	692.25
10-1790	THATCH BOARD BATTENS (BLDG 10)	12111.00	12111.00	0.00	12111.00	100.0	0.00	605.55
10-1830	LAYOUT/EXCAV FTGS (APPROACH)	3568.00	3568.00	0.00	3568.00	100.0	0.00	178.40
10-1840	F/R/P FTGS (APPROACH)	16953.00	16953.00	0.00	16953.00	100.0	0.00	847.65
10-1850	F/R/P PILASTERS (APPROACH)	33286.00	33286.00	0.00	33286.00	100.0	0.00	1664.30
10-1870	DECK SUPPORT GLULAMS & FRAMING (APPROACH)	22498.00	6749.40	15748.60	22498.00	100.0	0.00	1124.90
10-1890	DECKING (APPROACH)	19225.00	1922.50	2307.00	4229.50	22.0	14995.50	211.48
10-1900	BENCH FRAMING (APPROACH)	4667.00	0.00	0.00	0.00		4667.00	0.00
10-1920	GUARDRAILS w/ CARGO NETTING (APPROACH)	17383.00	0.00	0.00	0.00		17383.00	0.00
10-1930	METAL RAILINGS (APPROACH)	2102.00	0.00	0.00	0.00		2102.00	0.00
10-1960	DECK SUPPORT GLULAMS & FRAMING (BRIDGE)	15435.00	14663.25	771.75	15435.00	100.0	0.00	771.75
10-1970	DECKING (BRIDGE)	9091.00	0.00	3636.40	3636.40	40.0	5454.60	181.82
10-1990	CARGO NETTING (BRIDGE)	5400.00	0.00	0.00	0.00		5400.00	0.00
11-1000	LAYOUT/EXCAVATE GRADE BEAMS (BLDG 11)	781.00	781.00	0.00	781.00	100.0	0.00	39.05
11-1010	DRILL PIER FTG (BLDG 11)	380.00	380.00	0.00	380.00	100.0	0.00	19.00
11-1020	REBAR PIER FOOTING (BLDG 11)	239.00	239.00	0.00	239.00	100.0	0.00	11.95
11-1030	POUR PIER FOOTING (BLDG 11)	1359.00	1359.00	0.00	1359.00	100.0	0.00	67.95
11-1040	SET MAIN SUPPORT COLUMN (BLDG 11)	552.00	552.00	0.00	552.00	100.0	0.00	27.60
11-1062	INSTALL TUG O' WAR POST (BLDG 11)	7893.00	0.00	0.00	0.00		7893.00	0.00
11-1070	POUR GRADE BEAMS (BLDG 11)	5307.00	5307.00	0.00	5307.00	100.0	0.00	265.35
11-1090	F/R/P CURB ON GRADE BEAM (BLDG 11)	6909.00	6909.00	0.00	6909.00	100.0	0.00	345.45
11-1130A	WALL BLOCKING FOR GLAZING STOPS (BLDG 11)	1926.00	963.00	481.50	1444.50	75.0	481.50	72.23
11-1170	BOMA WOOD SCREEN (BLDG 11)	1873.00	0.00	0.00	0.00		1873.00	0.00
11-1190	FINAL CLEAN (BLDG 11)	200.00	0.00	0.00	0.00		200.00	0.00
12-1000	LAYOUT/EXCAVATE FOOTINGS (BLDG 12)	2757.00	2757.00	0.00	2757.00	100.0	0.00	137.85
12-1010	DRILL PIER FOOTINGS (BLDG 12)	2662.00	2662.00	0.00	2662.00	100.0	0.00	133.10
12-1020	REBAR PIER FOOTINGS (BLDG 12)	1518.00	1518.00	0.00	1518.00	100.0	0.00	75.90
12-1040	POUR PIER FOOTINGS (BLDG 12)	8253.00	8253.00	0.00	8253.00	100.0	0.00	412.65
12-1050	F/R/P FOOTINGS & CURBS (BLDG 12)	17505.00	17505.00	0.00	17505.00	100.0	0.00	875.25
12-1060	SLAB EDGEFORMS (BLDG 12)	737.00	737.00	0.00	737.00	100.0	0.00	36.85
12-1100	SLAB PREP (BLDG 12)	1292.00	1292.00	0.00	1292.00	100.0	0.00	64.60
12-1120	PLACE/FINISH SLAB-ON-GRADE (BLDG 12)	2923.00	2923.00	0.00	2923.00	100.0	0.00	146.15
12-1150	ROUND WOOD COLUMN SURROUNDS (BLDG 12)	7442.00	4465.20	1488.40	5953.60	80.0	1488.40	297.68
12-1160	LOG FRAMING (BLDG 12)	38504.00	23102.40	7700.80	30803.20	80.0	7700.80	1540.16
12-1170	ROOF PLYWOOD (BLDG 12)	6184.00	0.00	0.00	0.00		6184.00	0.00
12-1180	ROUND LOGS OVER STEEL BEAMS (BLDG 12)	9973.00	3989.20	4986.50	8975.70	90.0	997.30	448.79
12-1190	ROOF DECK FURRING (BLDG 12)	4134.00	0.00	0.00	0.00		4134.00	0.00
12-1230	WALL PLYWOOD SHEATHING (BLDG 12)	607.00	0.00	0.00	0.00		607.00	0.00
12-1270	INSTALL LAND ROVER (BLDG 12) (OFCEI)	1500.00	0.00	0.00	0.00		1500.00	0.00
12-1300	F/R/P EQPT PAD (BLDG 12)	1594.00	0.00	0.00	0.00		1594.00	0.00
12-1590	FINAL CLEAN (BLDG 12)	99.00	0.00	0.00	0.00		99.00	0.00
13-1010	LAYOUT FOOTINGS (BLDG 13)	781.00	781.00	0.00	781.00	100.0	0.00	39.05
13-1020	DRILL PIER FOOTINGS (BLDG 13)	9416.00	9416.00	0.00	9416.00	100.0	0.00	470.80
13-1030	REBAR PIER FOOTINGS (BLDG 13)	1220.00	1220.00	0.00	1220.00	100.0	0.00	61.00
13-1050	POUR PIER FOOTINGS (BLDG 13)	29156.00	29156.00	0.00	29156.00	100.0	0.00	1457.80
13-1060	SLAB EDGEFORMS (BLDG 13)	22666.00	5666.50	5666.50	11333.00	50.0	11333.00	566.65
13-1100	SLAB PREP (BLDG 13)	4084.00	0.00	0.00	0.00	0.0	4084.00	0.00
13-1130	PLACE/FINISH SLAB-ON-GRADE (BLDG 13)	23497.00	2349.70	0.00	2349.70	10.0	21147.30	117.49

REPORT DATE 06MAY15
11:11

MONTHLY EARNINGS REPORT by SUB

AFRICA EXHIBIT INCR 2 & 3

(BILLING PERIOD: 02/01/15 - 02/28/15)

PAGE NO. 29

HARRIS - HARRIS CONSTRUCTION CO., INC.

ACTIVITY ID	ACTIVITY DESCRIPTION	BUDGET AMOUNT	PREVIOUS EARNINGS	EARNINGS THIS PERIOD	TOTAL TO DATE	PCT CMP	REM'G TO COMPLETE	RETENTION
DIRECT WORK								
13-1180	BOMA WOOD SCREENING (BLDG 13)	5018.00	0.00	0.00	0.00		5018.00	0.00
13-1190	FINAL CLEAN (BLDG 13)	200.00	0.00	0.00	0.00		200.00	0.00
30-1010	LAYOUT FOOTINGS (BLDG 30)	759.00	759.00	0.00	759.00	100.0	0.00	37.95
30-1020	DRILL PIER FOOTINGS (BLDG 30)	4686.00	4686.00	0.00	4686.00	100.0	0.00	234.30
30-1030	EXCAVATE FOOTINGS (BLDG 30)	3462.00	3462.00	0.00	3462.00	100.0	0.00	173.10
30-1070	F/R/P CMU & BLDG FOOTINGS (BLDG 30)	21014.00	21014.00	0.00	21014.00	100.0	0.00	1050.70
30-1080	POUR PIER FOOTINGS (BLDG 30)	1947.00	1947.00	0.00	1947.00	100.0	0.00	97.35
30-1090	SLAB EDGEFORMS (BLDG 30)	12462.00	12462.00	0.00	12462.00	100.0	0.00	623.10
30-1120	SLAB PREP (BLDG 30)	6096.00	6096.00	0.00	6096.00	100.0	0.00	304.80
30-1140	PLACE/FINISH SLAB-ON-GRADE (BLDG 30)	13353.00	13353.00	0.00	13353.00	100.0	0.00	667.65
30-1170	F/R/P EQPT PADS (BLDG 30)	3171.00	3171.00	0.00	3171.00	100.0	0.00	158.55
30-1320	SET HM FRAMES (BLDG 30)	1501.00	1501.00	0.00	1501.00	100.0	0.00	75.05
30-1540	HANG DOORS (BLDG 30)	1106.00	1106.00	0.00	1106.00	100.0	0.00	55.30
30-1570	DOOR HARDWARE (BLDG 30)	1383.00	1383.00	0.00	1383.00	100.0	0.00	69.15
30-1640	FINAL CLEAN (BLDG 30)	290.00	0.00	0.00	0.00		290.00	0.00
31-1010	LAYOUT FOOTINGS (BLDG 31)	1897.00	1897.00	0.00	1897.00	100.0	0.00	94.85
31-1030	EXCAVATE FOOTINGS (BLDG 31)	11940.00	11940.00	0.00	11940.00	100.0	0.00	597.00
31-1040	F/R/P FOOTINGS & STEMWALLS (BLDG 31)	86831.00	65123.25	21707.75	86831.00	100.0	0.00	4341.55
31-1050	SET RHINO BOLLARDS (BLDG 31)	9065.00	1813.00	906.50	2719.50	30.0	6345.50	135.98
31-1060	SLAB EDGEFORMS (BLDG 31)	20858.00	20858.00	0.00	20858.00	100.0	0.00	1042.90
31-1090	SLAB PREP (BLDG 31)	27409.00	27409.00	0.00	27409.00	100.0	0.00	1370.45
31-1110	PLACE/FINISH SLAB-ON-GRADE (BLDG 31)	99510.00	39804.00	0.00	39804.00	40.0	59706.00	1990.20
31-1190	CONCRETE FILL PAN STAIRS (BLDG 31)	2104.00	0.00	0.00	0.00		2104.00	0.00
31-1200	STAIR HANDRAILS (BLDG 31)	1106.00	0.00	1106.00	1106.00	100.0	0.00	55.30
31-1250	F/R/P EQPT PADS (BLDG 31)	4784.00	0.00	0.00	0.00		4784.00	0.00
31-1320	PLACE SAND FLOORS (BLDG 31)	17891.00	0.00	0.00	0.00		17891.00	0.00
31-1340	SET HM FRAMES (BLDG 31)	3759.00	0.00	0.00	0.00		3759.00	0.00
31-1480	EXT STEEL BOLLARDS (BLDG 31)	9757.00	0.00	0.00	0.00		9757.00	0.00
31-1580	HANG DOORS (BLDG 31)	2433.00	0.00	0.00	0.00		2433.00	0.00
31-1630	DOOR HARDWARE (BLDG 31)	3042.00	0.00	0.00	0.00		3042.00	0.00
31-1720	FINAL CLEAN (BLDG 31)	1272.00	0.00	0.00	0.00		1272.00	0.00
32-1010	LAYOUT FOOTINGS (BLDG 32)	1518.00	1518.00	0.00	1518.00	100.0	0.00	75.90
32-1030	EXCAVATE FOOTINGS (BLDG 32)	5732.00	5732.00	0.00	5732.00	100.0	0.00	286.60
32-1040	F/R/P FOOTINGS & STEMWALLS (BLDG 32)	21300.00	21300.00	0.00	21300.00	100.0	0.00	1065.00
32-1050	SLAB EDGEFORMS (BLDG 32)	12105.00	12105.00	0.00	12105.00	100.0	0.00	605.25
32-1080	SLAB PREP (BLDG 32)	11404.00	11404.00	0.00	11404.00	100.0	0.00	570.20
32-1100	PLACE/FINISH SLAB-ON-GRADE (BLDG 32)	25303.00	25303.00	0.00	25303.00	100.0	0.00	1265.15
32-1110	F/P CURBS (BLDG 32)	21010.00	21010.00	0.00	21010.00	100.0	0.00	1050.50
32-1150	LAYOUT/EXCAV RETG WALL FTGS (BLDG 32)	4623.00	4623.00	0.00	4623.00	100.0	0.00	231.15
32-1160	F/R/P EQPT PADS (BLDG 32)	3189.00	3189.00	0.00	3189.00	100.0	0.00	159.45
32-1220	F/R/P RETG WALL FTGS (BLDG 32)	13815.00	13815.00	0.00	13815.00	100.0	0.00	690.75
32-1250	SET HM FRAMES (BLDG 32)	1096.00	1096.00	0.00	1096.00	100.0	0.00	54.80
32-1470	HANG DOORS (BLDG 32)	885.00	885.00	0.00	885.00	100.0	0.00	44.25
32-1500	DOOR HARDWARE (BLDG 32)	1106.00	1050.70	55.30	1106.00	100.0	0.00	55.30
32-1610	FINAL CLEAN (BLDG 32)	712.00	0.00	0.00	0.00		712.00	0.00
33-1010	LAYOUT FOOTINGS (BLDG 33)	1897.00	1897.00	0.00	1897.00	100.0	0.00	94.85
33-1030	EXCAVATE FOOTINGS (BLDG 33)	24553.00	24553.00	0.00	24553.00	100.0	0.00	1227.65
33-1060	F/R/P FOOTINGS (BLDG 33)	139032.00	139032.00	0.00	139032.00	100.0	0.00	6951.60
33-1070	SET PIPE BOLLARDS (BLDG 33)	9280.00	8816.00	464.00	9280.00	100.0	0.00	464.00
33-1090	F/R/P STEMWALLS w/ EMBEDS (BLDG 33)	42590.00	42590.00	0.00	42590.00	100.0	0.00	2129.50
33-1120	CURE/STRIP STEMWALLS (BLDG 33)	7059.00	7059.00	0.00	7059.00	100.0	0.00	352.95
33-1130	DRILL/EPOXY SLAB DOWELS @ STEMWALLS (BLDG 33)	2048.00	2048.00	0.00	2048.00	100.0	0.00	102.40
33-1140	SLAB EDGEFORMS (BLDG 33)	11726.00	11726.00	0.00	11726.00	100.0	0.00	586.30
33-1150	SLAB PREP (BLDG 33)	31534.00	31534.00	0.00	31534.00	100.0	0.00	1576.70
33-1190	PLACE/FINISH SLAB-ON-GRADE (BLDG 33)	26495.00	26495.00	0.00	26495.00	100.0	0.00	1324.75
33-1200	ERECT/BRACE PRECAST PANELS (BLDG 33)	145500.00	145500.00	0.00	145500.00	100.0	0.00	7275.00
33-1210	SLAB EDGEFORMS (BLDG 33 EAST)	4366.00	4366.00	0.00	4366.00	100.0	0.00	218.30
33-1220	ALIGN/WELD PRECAST PANELS (BLDG 33)	29865.00	29865.00	0.00	29865.00	100.0	0.00	1493.25
33-1222	F/R/P C-I-P INTERIOR WALL (BLDG 33)	43942.00	43942.00	0.00	43942.00	100.0	0.00	2197.10
33-1224	CURE/STRIP C-I-P INTERIOR WALL (BLDG 33)	11617.00	11617.00	0.00	11617.00	100.0	0.00	580.85
33-1230	DRILL/EPOXY REM'G SLAB DOWELS (BLDG 33 EAST)	2109.00	2109.00	0.00	2109.00	100.0	0.00	105.45
33-1240	SLAB PREP (BLDG 33 EAST)	8381.00	8381.00	0.00	8381.00	100.0	0.00	419.05
33-1270	PLACE/FINISH SLAB-ON-GRADE (BLDG 33 EAST)	14405.00	14405.00	0.00	14405.00	100.0	0.00	720.25
33-1310	SET HM FRAMES (BLDG 33)	3666.00	0.00	0.00	0.00		3666.00	0.00

REPORT DATE 06MAY15
11:11

MONTHLY EARNINGS REPORT by SUB

AFRICA EXHIBIT INCR 2 & 3

(BILLING PERIOD: 02/01/15 - 02/28/15)

PAGE NO. 30

HARRIS - HARRIS CONSTRUCTION CO., INC.

ACTIVITY ID	ACTIVITY DESCRIPTION	BUDGET AMOUNT	PREVIOUS EARNINGS	EARNINGS THIS PERIOD	TOTAL TO DATE	PCT CMP	REM'G TO COMPLETE	RETENTION
DIRECT WORK								
33-1330	CAGED ROOF ACCESS LADDER (BLDG 33)	280.00	0.00	0.00	0.00		280.00	0.00
33-1342	WOOD TRIM (BLDG 33)	4481.00	0.00	0.00	0.00		4481.00	0.00
33-1350	ROOF BLOCKING & CURBS (BLDG 33)	23660.00	23660.00	0.00	23660.00	100.0	0.00	1183.00
33-1400	BOLTED NAILERS (BLDG 33)	7239.00	7239.00	0.00	7239.00	100.0	0.00	361.95
33-1440	WALL SHEATHING/WRAP/DRAINAGE MAT (BLDG 33)	8185.00	8185.00	0.00	8185.00	100.0	0.00	409.25
33-1590	F/R/P EQPT PADS (BLDG 33)	4784.00	956.80	0.00	956.80	20.0	3827.20	47.84
33-1630	EXT STEEL BOLLARDS (BLDG 33)	6255.00	0.00	5629.50	5629.50	90.0	625.50	281.48
33-1780	HANG DOORS (BLDG 33)	2765.00	0.00	0.00	0.00		2765.00	0.00
33-1800	DOOR HARDWARE (BLDG 33)	6913.00	0.00	0.00	0.00		6913.00	0.00
33-1910	FINAL CLEAN (BLDG 33)	1575.00	0.00	0.00	0.00		1575.00	0.00
34-1010	LAYOUT CMU FOOTINGS (BLDG 34)	759.00	759.00	0.00	759.00	100.0	0.00	37.95
34-1020	LAYOUT/EXCAV SPREAD FTGS (BLDG 34)	3121.00	3121.00	0.00	3121.00	100.0	0.00	156.05
34-1040	F/R/P SPREAD FTGS (BLDG 34)	5591.00	5591.00	0.00	5591.00	100.0	0.00	279.55
34-1050	EXCAVATE CMU FOOTINGS (BLDG 34)	1114.00	1114.00	0.00	1114.00	100.0	0.00	55.70
34-1060	LAYOUT/EXCAV GRADE BEAMS (BLDG 34)	1139.00	1139.00	0.00	1139.00	100.0	0.00	56.95
34-1070	F/R/P PILASTERS (BLDG 34)	2862.00	2862.00	0.00	2862.00	100.0	0.00	143.10
34-1080	SET STEEL PIPES @ PILASTERS (BLDG 34)	520.00	520.00	0.00	520.00	100.0	0.00	26.00
34-1090	SLAB EDGEFORMS (BLDG 34)	13459.00	13459.00	0.00	13459.00	100.0	0.00	672.95
34-1110	F/R/P GRADE BEAMS (BLDG 34)	21572.00	21572.00	0.00	21572.00	100.0	0.00	1078.60
34-1120	CURE/STRIP PILASTERS (BLDG 34)	598.00	598.00	0.00	598.00	100.0	0.00	29.90
34-1130	SET STEEL PIPES @ GRADE BMS (BLDG 34)	1018.00	1018.00	0.00	1018.00	100.0	0.00	50.90
34-1150	BACKFILL/COMPACT PILASTERS (BLDG 34)	266.00	266.00	0.00	266.00	100.0	0.00	13.30
34-1170	SLAB PREP (BLDG 34)	10218.00	10218.00	0.00	10218.00	100.0	0.00	510.90
34-1200	PLACE/FINISH SLAB-ON-GRADE (BLDG 34)	27912.00	27912.00	0.00	27912.00	100.0	0.00	1395.60
34-1210	F/P WALL CURBS w/ EMBEDS (BLDG 34)	25247.00	25247.00	0.00	25247.00	100.0	0.00	1262.35
34-1222	TEMP BRACING @ CMU (BLDG 34)	3732.00	3732.00	0.00	3732.00	100.0	0.00	186.60
34-1230	SET HM DOOR & WINDOW FRAMES (BLDG 34)	894.00	894.00	0.00	894.00	100.0	0.00	44.70
34-1240	BOLTED PLATES (BLDG 34)	13114.00	13114.00	0.00	13114.00	100.0	0.00	655.70
34-1250	F/R/P RAISED PLATFORMS (BLDG 34)	3005.00	3005.00	0.00	3005.00	100.0	0.00	150.25
34-1260	ROOF FRAMING & BLOCKING (BLDG 34)	44403.00	44403.00	0.00	44403.00	100.0	0.00	2220.15
34-1270	ROOF PLYWOOD (BLDG 34)	3992.00	3992.00	0.00	3992.00	100.0	0.00	199.60
34-1370	HAT CHANNEL & PLYWOOD @ CEILING (BLDG 34)	5267.00	5267.00	0.00	5267.00	100.0	0.00	263.35
34-1460	F/R/P EQPT PADS (BLDG 34)	5956.00	5956.00	0.00	5956.00	100.0	0.00	297.80
34-1610	HANG DOORS (BLDG 34)	774.00	774.00	0.00	774.00	100.0	0.00	38.70
34-1640	DOOR HARDWARE (BLDG 34)	968.00	968.00	0.00	968.00	100.0	0.00	48.40
34-1740	FINAL CLEAN (BLDG 34)	517.00	0.00	0.00	0.00		517.00	0.00
34B-1000	LAYOUT/EXCAV FTGS (BLDG 34 BRIDGE)	4262.00	4262.00	0.00	4262.00	100.0	0.00	213.10
34B-1010	F/R/P MAT SLABS (BLDG 34 BRIDGE)	5496.00	5496.00	0.00	5496.00	100.0	0.00	274.80
34B-1020	F/R/P CONC WALLS (BLDG 34 BRIDGE)	39759.00	39759.00	0.00	39759.00	100.0	0.00	1987.95
34B-1060	CURE/STRIP CONC WALLS (BLDG 34 BRIDGE)	12230.00	12230.00	0.00	12230.00	100.0	0.00	611.50
34B-1080	F/R/P CONC STAIRS & LANDING (BLDG 34 BRIDGE)	14486.00	14486.00	0.00	14486.00	100.0	0.00	724.30
34B-1090	ERECT PRECAST PLANK (BLDG 34 BRIDGE)	21500.00	21500.00	0.00	21500.00	100.0	0.00	1075.00
34B-1100	F/R/P CURBS ON PRECAST PLANK (BLDG 34 BRIDGE)	2946.00	2946.00	0.00	2946.00	100.0	0.00	147.30
34B-1110	NON-STRUCTURAL WOOD DECKING (BLDG 34 BRIDGE)	2675.00	2675.00	0.00	2675.00	100.0	0.00	133.75
34B-1130	INSTALL HANDRAILS (BLDG 34 BRIDGE)	1200.00	600.00	0.00	600.00	50.0	600.00	30.00
40-1010	LAYOUT CMU FOOTINGS (BLDG 40)	380.00	380.00	0.00	380.00	100.0	0.00	19.00
40-1020	EXCAVATE CMU FOOTINGS (BLDG 40)	720.00	720.00	0.00	720.00	100.0	0.00	36.00
40-1030	SLAB EDGEFORMS (BLDG 40)	917.00	917.00	0.00	917.00	100.0	0.00	45.85
40-1060	SLAB PREP (BLDG 40)	1215.00	1215.00	0.00	1215.00	100.0	0.00	60.75
40-1080	PLACE/FINISH SLAB-ON-GRADE (BLDG 40)	4386.00	4386.00	0.00	4386.00	100.0	0.00	219.30
40-1090	F/P WALL CURBS (BLDG 40)	2916.00	2916.00	0.00	2916.00	100.0	0.00	145.80
40-1130	GROUT BEAM SEATS & POCKETS (BLDG 40)	216.00	216.00	0.00	216.00	100.0	0.00	10.80
40-1150	SET HM DOOR FRAMES (BLDG 40)	405.00	405.00	0.00	405.00	100.0	0.00	20.25
40-1240	F/R/P EQPT PAD (BLDG 40)	1594.00	1594.00	0.00	1594.00	100.0	0.00	79.70
40-1280	PROTECTION BOARD (BLDG 40)	4451.00	4451.00	0.00	4451.00	100.0	0.00	222.55
40-1380	HANG DOORS (BLDG 40)	221.00	221.00	0.00	221.00	100.0	0.00	11.05
40-1420	DOOR HARDWARE (BLDG 40)	277.00	277.00	0.00	277.00	100.0	0.00	13.85
40-1540	FINAL CLEAN (BLDG 40)	31.00	0.00	0.00	0.00		31.00	0.00
41-1010	LAYOUT CMU FOOTINGS (BLDG 41)	380.00	380.00	0.00	380.00	100.0	0.00	19.00
41-1020	EXCAVATE CMU FOOTINGS (BLDG 41)	720.00	720.00	0.00	720.00	100.0	0.00	36.00
41-1030	SLAB EDGEFORMS (BLDG 41)	1281.00	1281.00	0.00	1281.00	100.0	0.00	64.05
41-1060	SLAB PREP (BLDG 41)	1803.00	1803.00	0.00	1803.00	100.0	0.00	90.15

REPORT DATE 06MAY15
11:11

MONTHLY EARNINGS REPORT by SUB

AFRICA EXHIBIT INCR 2 & 3

(BILLING PERIOD: 02/01/15 - 02/28/15)

PAGE NO. 31

HARRIS - HARRIS CONSTRUCTION CO., INC.

ACTIVITY ID	ACTIVITY DESCRIPTION	BUDGET AMOUNT	PREVIOUS EARNINGS	EARNINGS THIS PERIOD	TOTAL TO DATE	PCT CMP	REM'G TO COMPLETE	RETENTION
DIRECT WORK								
41-1080	PLACE/FINISH SLAB-ON-GRADE (BLDG 41)	3280.00	3280.00	0.00	3280.00	100.0	0.00	164.00
41-1090	F/P WALL CURBS (BLDG 41)	5841.00	5841.00	0.00	5841.00	100.0	0.00	292.05
41-1160	F/R/P SLAB ON DECK (BLDG 41)	3273.00	3273.00	0.00	3273.00	100.0	0.00	163.65
41-1180	F/R/P EQPT PAD (BLDG 41)	1548.00	1548.00	0.00	1548.00	100.0	0.00	77.40
41-1220	PROTECTION BOARD (BLDG 41)	2500.00	2500.00	0.00	2500.00	100.0	0.00	125.00
41-1280	SET HM DOOR FRAMES (BLDG 41)	405.00	405.00	0.00	405.00	100.0	0.00	20.25
41-1420	HANG DOORS (BLDG 41)	222.00	222.00	0.00	222.00	100.0	0.00	11.10
41-1450	DOOR HARDWARE (BLDG 41)	277.00	277.00	0.00	277.00	100.0	0.00	13.85
41-1550	FINAL CLEAN (BLDG 41)	44.00	0.00	0.00	0.00		44.00	0.00
50-1020	LAYOUT SUMP EXCAVATION (BLDG 50)	380.00	380.00	0.00	380.00	100.0	0.00	19.00
50-1030	EXCAVATE SUMPS (BLDG 50)	3925.00	3925.00	0.00	3925.00	100.0	0.00	196.25
50-1040	F/R/P LOWER MAT SLAB (BLDG 50)	1086.00	1086.00	0.00	1086.00	100.0	0.00	54.30
50-1050	F/R/P PUMP SUMP WALLS (BLDG 50)	9981.00	9981.00	0.00	9981.00	100.0	0.00	499.05
50-1070	F/R/P UPPER MAT SLAB (BLDG 50)	2173.00	2173.00	0.00	2173.00	100.0	0.00	108.65
50-1080	F/R/P REM'G SUMP WALLS (BLDG 50)	9981.00	9981.00	0.00	9981.00	100.0	0.00	499.05
50-1090	CURE/STRIP SUMP WALLS (BLDG 50)	4634.00	4634.00	0.00	4634.00	100.0	0.00	231.70
50-1100	FORM/SHORE STRUCT SLAB (BLDG 50)	1813.00	1813.00	0.00	1813.00	100.0	0.00	90.65
50-1110	REBAR/POUR STRUCT SLAB (BLDG 50)	1092.00	1092.00	0.00	1092.00	100.0	0.00	54.60
50-1120	CURE/REMOVE SHORING/STRIP STRUCT SLAB (BLDG 50)	692.00	692.00	0.00	692.00	100.0	0.00	34.60
50-1130	BACKFILL/COMPACT SUMP WALLS (BLDG 50)	9152.00	9152.00	0.00	9152.00	100.0	0.00	457.60
50-1140	SLAB EDGEFORMS (BLDG 50)	852.00	852.00	0.00	852.00	100.0	0.00	42.60
50-1170	SLAB PREP (BLDG 50)	468.00	468.00	0.00	468.00	100.0	0.00	23.40
50-1190	PLACE/FINISH SLAB-ON-GRADE (BLDG 50)	1807.00	1807.00	0.00	1807.00	100.0	0.00	90.35
50-1200	F/P WALL CURBS (BLDG 50)	6753.00	6753.00	0.00	6753.00	100.0	0.00	337.65
50-1270	SET HM DOOR FRAME (BLDG 50)	202.00	202.00	0.00	202.00	100.0	0.00	10.10
50-1280	SUMP ACCESS LADDERS (BLDG 50)	3553.00	3553.00	0.00	3553.00	100.0	0.00	177.65
50-1420	HANG DOOR (BLDG 50)	111.00	111.00	0.00	111.00	100.0	0.00	5.55
50-1440	DOOR HARDWARE (BLDG 50)	138.00	138.00	0.00	138.00	100.0	0.00	6.90
50-1500	FINAL CLEAN (BLDG 50)	37.00	0.00	0.00	0.00		37.00	0.00
51-1010	LAYOUT PIT EXCAVATION (BLDG 51)	380.00	380.00	0.00	380.00	100.0	0.00	19.00
51-1020	EXCAVATE PIT (BLDG 51)	10343.00	10343.00	0.00	10343.00	100.0	0.00	517.15
51-1030	F/R/P LOWER MAT SLAB (BLDG 51)	2056.00	2056.00	0.00	2056.00	100.0	0.00	102.80
51-1040	F/R/P PIT WALLS (BLDG 51)	23416.00	23416.00	0.00	23416.00	100.0	0.00	1170.80
51-1050	F/R/P UPPER MAT SLAB (BLDG 51)	2055.00	2055.00	0.00	2055.00	100.0	0.00	102.75
51-1060	F/R/P EQPT PADS (BLDG 51)	2012.00	2012.00	0.00	2012.00	100.0	0.00	100.60
51-1070	F/R/P REM'G PIT WALLS (BLDG 51)	24111.00	24111.00	0.00	24111.00	100.0	0.00	1205.55
51-1080	CURE/STRIP PIT WALLS (BLDG 51)	10415.00	10415.00	0.00	10415.00	100.0	0.00	520.75
51-1090	FORM/SHORE STRUCT SLAB (BLDG 51)	7709.00	7709.00	0.00	7709.00	100.0	0.00	385.45
51-1100	REBAR/POUR STRUCT SLAB (BLDG 51)	9485.00	9485.00	0.00	9485.00	100.0	0.00	474.25
51-1110	CURE/REMOVE SHORING/STRIP STRUCT SLAB (BLDG 51)	2038.00	2038.00	0.00	2038.00	100.0	0.00	101.90
51-1120	BACKFILL/COMPACT PIT WALLS (BLDG 51)	16332.00	16332.00	0.00	16332.00	100.0	0.00	816.60
51-1190	FINAL CLEAN (BLDG 51)	200.00	0.00	0.00	0.00		200.00	0.00
52-1010	LAYOUT PIT EXCAVATION (BLDG 52)	759.00	759.00	0.00	759.00	100.0	0.00	37.95
52-1020	EXCAVATE PITS (BLDG 52)	56314.00	56314.00	0.00	56314.00	100.0	0.00	2815.70
52-1030	F/R/P CHAMBER & SUMP MAT SLABS (BLDG 52)	34013.00	34013.00	0.00	34013.00	100.0	0.00	1700.65
52-1040	F/R/P CHAMBER & SUMP WALLS (BLDG 52)	140878.00	140878.00	0.00	140878.00	100.0	0.00	7043.90
52-1050	CURE/STRIP CHAMBER & SUMP WALLS (BLDG 52)	31476.00	31476.00	0.00	31476.00	100.0	0.00	1573.80
52-1060	E/F/R/P WALL FTGS- LINE 3 to 4 (BLDG 52)	66062.00	66062.00	0.00	66062.00	100.0	0.00	3303.10
52-1070	FORM/SHORE CHAMBER & SUMP LIDS (BLDG 52)	17862.00	17862.00	0.00	17862.00	100.0	0.00	893.10
52-1080	F/R/P WALLS- LINE 3 to 4 (BLDG 52)	82838.00	82838.00	0.00	82838.00	100.0	0.00	4141.90
52-1090	F/R/P CHAMBER & SUMP LIDS (BLDG 52)	18878.00	18878.00	0.00	18878.00	100.0	0.00	943.90
52-1100	CURE/STRIP WALLS- LINE 3 to 4 (BLDG 52)	20860.00	20860.00	0.00	20860.00	100.0	0.00	1043.00
52-1110	CURE/REMOVE SHORING/STRIP LIDS (BLDG 52)	8113.00	8113.00	0.00	8113.00	100.0	0.00	405.65
52-1120	BACKFILL/COMPACT CONC WALLS (BLDG 52)	55995.00	55995.00	0.00	55995.00	100.0	0.00	2799.75
52-1130	SLAB EDGEFORMS (BLDG 52) LVL 100	3802.00	3802.00	0.00	3802.00	100.0	0.00	190.10
52-1160	SLAB PREP (BLDG 52) LVL 100	1756.00	1756.00	0.00	1756.00	100.0	0.00	87.80
52-1180	PLACE/FINISH SLAB-ON-GRADE (BLDG 52) LVL 100	11272.00	11272.00	0.00	11272.00	100.0	0.00	563.60
52-1190	F/R/P STAIRS ON GRADE (BLDG 52)	5052.00	2526.00	2526.00	5052.00	100.0	0.00	252.60
52-1200	F/P WALL CURBS (BLDG 52)	24731.00	24731.00	0.00	24731.00	100.0	0.00	1236.55
52-1210	F/R/P EQPT PADS (BLDG 52)	11914.00	11914.00	0.00	11914.00	100.0	0.00	595.70
52-1222	TEMP BRACING @ CMU (BLDG 52)	217.00	217.00	0.00	217.00	100.0	0.00	10.85
52-1230	STAIR HANDRAILS (BLDG 52)	593.00	0.00	0.00	0.00		593.00	0.00
52-1250	GUARDRAILS (BLDG 52)	1166.00	0.00	0.00	0.00		1166.00	0.00
52-1280	SET HM DOOR FRAMES (BLDG 52)	1013.00	1013.00	0.00	1013.00	100.0	0.00	50.65
52-1320	ACCESS LADDERS (BLDG 52)	3553.00	0.00	2842.40	2842.40	80.0	710.60	142.12

REPORT DATE 06MAY15
11:11

MONTHLY EARNINGS REPORT by SUB

AFRICA EXHIBIT INCR 2 & 3

(BILLING PERIOD: 02/01/15 - 02/28/15)

PAGE NO. 32

HARRIS - HARRIS CONSTRUCTION CO., INC.

ACTIVITY ID	ACTIVITY DESCRIPTION	BUDGET AMOUNT	PREVIOUS EARNINGS	EARNINGS THIS PERIOD	TOTAL TO DATE	PCT CMP	REM'G TO COMPLETE	RETENTION
DIRECT WORK								
52-1540	HANG DOORS (BLDG 52)	553.00	553.00	0.00	553.00	100.0	0.00	27.65
52-1550	DOOR HARDWARE (BLDG 52)	691.00	656.45	34.55	691.00	100.0	0.00	34.55
52-1630	FINAL CLEAN (BLDG 52)	267.00	0.00	0.00	0.00		267.00	0.00
SF1-1000	LAYOUT/EXCAV RETG WALL FTGS (ENTRY SIGN)	3119.00	3119.00	0.00	3119.00	100.0	0.00	155.95
SF1-1010	F/R/P RETG WALL FTGS (ENTRY SIGN)	10133.00	10133.00	0.00	10133.00	100.0	0.00	506.65
SF1-1020	F/R/P CURVED RETG WALL (ENTRY SIGN)	21926.00	21926.00	0.00	21926.00	100.0	0.00	1096.30
SF1-1040	CURE/STRIP CURVED RETG WALL (ENTRY SIGN)	3696.00	3696.00	0.00	3696.00	100.0	0.00	184.80
SF1-1050	SANDBLAST WALL (ENTRY SIGN)	1611.00	1611.00	0.00	1611.00	100.0	0.00	80.55
SF1-1062	FRENCH DRAIN @ RETG WALL (ENTRY SIGN)	1013.00	1013.00	0.00	1013.00	100.0	0.00	50.65
SF1-1130	LAYOUT/EXCAV CONC SEAT WALLS (BOA ENTRY)	4875.00	4875.00	0.00	4875.00	100.0	0.00	243.75
SF1-1140	F/R/P CONC SEAT WALLS (BOA ENTRY)	17891.00	17891.00	0.00	17891.00	100.0	0.00	894.55
SF1-1170	CURE/STRIP CONC SEAT WALLS (BOA ENTRY)	4467.00	4467.00	0.00	4467.00	100.0	0.00	223.35
SF1-1200	FTG DRAINAGE/BACKFILL @ CONC SEAT WALLS (BOA)	4131.00	4131.00	0.00	4131.00	100.0	0.00	206.55
SF1-1220	F/R/P COLORED CONC BORDER (BOA ENTRY)	75613.00	49148.45	26464.55	75613.00	100.0	0.00	3780.65
SF1-1240	E/F/R/P CONC EDGE BANDS (BOA ENTRY)	2247.00	2247.00	0.00	2247.00	100.0	0.00	112.35
SF1-1260	SANDBLAST CONC EDGE BANDS (BOA ENTRY)	905.00	0.00	905.00	905.00	100.0	0.00	45.25
SF1-1350	FINAL CLEAN - AREA 1 SITE FINISHES	200.00	0.00	0.00	0.00		200.00	0.00
SF1-1370A	MESH BARRIER POSTS (CHEETAH EXHIBIT)	32819.00	32819.00	0.00	32819.00	100.0	0.00	1640.95
SF2-1010	LAYOUT/EXCAVATE THICKENED EDGES (MAHALI POOL)	6095.00	6095.00	0.00	6095.00	100.0	0.00	304.75
SF2-1020	LOWER SLAB PREP (MAHALI POOL)	2228.00	2228.00	0.00	2228.00	100.0	0.00	111.40
SF2-1030	F/R/P LOWER SLAB (MAHALI POOL)	32706.00	32706.00	0.00	32706.00	100.0	0.00	1635.30
SF2-1040	F/R/P LOWER CONC WALLS (MAHALI POOL)	13378.00	13378.00	0.00	13378.00	100.0	0.00	668.90
SF2-1050	CURE/STRIP LOWER CONC WALLS (MAHALI POOL)	2658.00	2658.00	0.00	2658.00	100.0	0.00	132.90
SF2-1070	UPPER SLAB PREP (MAHALI POOL)	2228.00	2228.00	0.00	2228.00	100.0	0.00	111.40
SF2-1080	F/R/P UPPER SLABS (MAHALI POOL)	3634.00	3634.00	0.00	3634.00	100.0	0.00	181.70
SF2-1090	F/R/P UPPER CONC WALLS (MAHALI POOL)	13378.00	13378.00	0.00	13378.00	100.0	0.00	668.90
SF2-1100	CURE/STRIP UPPER CONC WALLS (MAHALI POOL)	2737.00	2737.00	0.00	2737.00	100.0	0.00	136.85
SF2-1120	INSTALL GUARDRAIL AT TOP OF WALL (MAHALI POOL)	315.00	0.00	0.00	0.00		315.00	0.00
SF2-1130	LAYOUT/EXCAV CMU RETG WALL FTG (MAHALI POOL)	3366.00	3366.00	0.00	3366.00	100.0	0.00	168.30
SF2-1140	F/R/P CMU RETG WALL FTG (MAHALI POOL)	1429.00	0.00	142.90	142.90	10.0	1286.10	7.15
SF2-1160	AGAMA HOLDING ROCK- LAYOUT/EXCAV FTG	1346.00	1346.00	0.00	1346.00	100.0	0.00	67.30
SF2-1170	AGAMA HOLDING ROCK- F/R/P FTG	1450.00	1450.00	0.00	1450.00	100.0	0.00	72.50
SF2-1190	AGAMA HOLDING ROCK- BACKFILL	275.00	275.00	0.00	275.00	100.0	0.00	13.75
SF2-1200	AGAMA HOLDING ROCK- PLACE/FINISH SLAB	801.00	801.00	0.00	801.00	100.0	0.00	40.05
SF2-1220	AGAMA HOLDING ROCK- ACCESS DOOR	150.00	0.00	150.00	150.00	100.0	0.00	7.50
SF2-1235	CONC PAVING UNDER SHOTCRETE (LODGE/MAHALI)	1147.00	1147.00	0.00	1147.00	100.0	0.00	57.35
SF2-1250	AGAMA EXHIBIT- E/F/R/P VISITOR RAIL FTGS	1317.00	1317.00	0.00	1317.00	100.0	0.00	65.85
SF2-1270	LAYOUT/EXCAV CMU SEAT WALL FTG (LODGE)	1673.00	1673.00	0.00	1673.00	100.0	0.00	83.65
SF2-1280	F/R/P CMU SEAT WALL FTG (LODGE)	1506.00	301.20	1204.80	1506.00	100.0	0.00	75.30
SF2-1300	LAYOUT CONC PAVING (LODGE/MAHALI)	4520.00	904.00	0.00	904.00	20.0	3616.00	45.20
SF2-1340	CONC PAVING & STAIRS-ON-GRADE @ LODGE TERRACE	32304.00	0.00	0.00	0.00		32304.00	0.00
SF2-1350	CONC PAVING @ LODGE SERVICE AREA (LODGE)	11494.00	0.00	0.00	0.00		11494.00	0.00
SF2-1380	F/R/P COLORED CONC PAVING (LODGE/MAHALI)	96910.00	9691.00	4845.50	14536.50	15.0	82373.50	726.83
SF2-1470	FINAL CLEAN - AREA 2 SITE FINISHES	200.00	0.00	0.00	0.00		200.00	0.00
SF3-1000	LAYOUT/EXCAV CMU SEAT WALL FTG (LION EXHIBIT)	1534.00	1534.00	0.00	1534.00	100.0	0.00	76.70
SF3-1010	F/R/P CMU SEAT WALL FTG (LION EXHIBIT)	860.00	430.00	430.00	860.00	100.0	0.00	43.00
SF3-1060	LAYOUT/EXCAV CMU FTG @ MOAT (LION EXHIBIT)	2019.00	1514.25	504.75	2019.00	100.0	0.00	100.95
SF3-1070	F/R/P CMU FTG @ MOAT (LION EXHIBIT)	3074.00	1537.00	1537.00	3074.00	100.0	0.00	153.70

REPORT DATE 06MAY15
11:11

MONTHLY EARNINGS REPORT by SUB

AFRICA EXHIBIT INCR 2 & 3

(BILLING PERIOD: 02/01/15 - 02/28/15)

PAGE NO. 33

HARRIS - HARRIS CONSTRUCTION CO., INC.

ACTIVITY ID	ACTIVITY DESCRIPTION	BUDGET AMOUNT	PREVIOUS EARNINGS	EARNINGS THIS PERIOD	TOTAL TO DATE	PCT CMP	REM'G TO COMPLETE	RETENTION
DIRECT WORK								
SF3-1130A	FOOTINGS FOR DEADFALLS (LION EXHIBIT)	6183.00	0.00	0.00	0.00		6183.00	0.00
SF3-1160A	LION MESH BARRIER POSTS (LION EXHIBIT)	40528.00	30396.00	0.00	30396.00	75.0	10132.00	1519.80
SF3-1250	FINAL CLEAN - AREA 3 SITE FINISHES	200.00	0.00	0.00	0.00		200.00	0.00
SF3-1290	LAYOUT/EXCAV FTGS (MEERKAT AREA)	4627.00	4627.00	0.00	4627.00	100.0	0.00	231.35
SF3-1300	F/R/P FTGS (MEERKAT AREA)	5749.00	5749.00	0.00	5749.00	100.0	0.00	287.45
SF3-1310	F/R/P RETG & SEAT WALLS (MEERKAT AREA)	19960.00	19960.00	0.00	19960.00	100.0	0.00	998.00
SF3-1320	CURE/STRIP RETG & SEAT WALLS (MEERKAT AREA)	4331.00	4331.00	0.00	4331.00	100.0	0.00	216.55
SF3-1340	F/R/P EXHIBIT SUB-SLAB (MEERKAT AREA)	856.00	856.00	0.00	856.00	100.0	0.00	42.80
SF3-1360	CONCRETE PAVING (MEERKAT AREA)	2202.00	0.00	0.00	0.00		2202.00	0.00
SF3-1390	PLAYGROUND PROTECTIVE SURFACING (MEERKAT AREA)	4500.00	0.00	0.00	0.00		4500.00	0.00
SF4-1020	CONC PAVING @ NORTH RESTROOM (ZONE 4)	1376.00	1376.00	0.00	1376.00	100.0	0.00	68.80
SF4-1030	OSTRICH NEST- E/F/R/P CURBS (ZONE 4)	2476.00	0.00	0.00	0.00		2476.00	0.00
SF4-1090A	FOOTINGS FOR DEADFALLS (ZONE 4)	3092.00	0.00	0.00	0.00		3092.00	0.00
SF4-1160	FINAL CLEAN - AREA 4 SITE FINISHES	200.00	0.00	0.00	0.00		200.00	0.00
SF5-1010	LAYOUT/EXCAVATE THICKENED EDGES (DBL MOAT POOL)	12049.00	12049.00	0.00	12049.00	100.0	0.00	602.45
SF5-1020	LOWER SLAB PREP (DBL MOAT POOL)	7753.00	7753.00	0.00	7753.00	100.0	0.00	387.65
SF5-1030	F/R/P LOWER SLAB (DBL MOAT POOL)	86753.00	86753.00	0.00	86753.00	100.0	0.00	4337.65
SF5-1040	F/R/P LOWER CONC WALLS (DBL MOAT POOL)	47604.00	47604.00	0.00	47604.00	100.0	0.00	2380.20
SF5-1050	CURE/STRIP LOWER CONC WALLS (DBL MOAT POOL)	4355.00	4355.00	0.00	4355.00	100.0	0.00	217.75
SF5-1070	UPPER SLAB PREP (DBL MOAT POOL)	7753.00	7753.00	0.00	7753.00	100.0	0.00	387.65
SF5-1080	F/R/P UPPER SLABS (DBL MOAT POOL)	86751.00	86751.00	0.00	86751.00	100.0	0.00	4337.55
SF5-1090	F/R/P UPPER CONC WALLS (DBL MOAT POOL)	47603.00	47603.00	0.00	47603.00	100.0	0.00	2380.15
SF5-1100	CURE/STRIP UPPER CONC WALLS (DBL MOAT POOL)	4484.00	4484.00	0.00	4484.00	100.0	0.00	224.20
SF5-1120	LAYOUT/EXCAV RETG WALL FTGS (KOPJE TOP)	5956.00	5956.00	0.00	5956.00	100.0	0.00	297.80
SF5-1130	F/R/P RETG WALL FTGS (KOPJE TOP)	12887.00	12887.00	0.00	12887.00	100.0	0.00	644.35
SF5-1140	F/R/P RETG WALLS (KOPJE TOP)	33669.00	33669.00	0.00	33669.00	100.0	0.00	1683.45
SF5-1150	CURE/STRIP RETG WALLS (KOPJE TOP)	7234.00	7234.00	0.00	7234.00	100.0	0.00	361.70
SF5-1170	E/F/R/P STAIR FTGS (KOPJE TOP)	3547.00	3547.00	0.00	3547.00	100.0	0.00	177.35
SF5-1180	F/R/P STAIRS & LANDINGS (KOPJE TOP)	6648.00	4986.00	1662.00	6648.00	100.0	0.00	332.40
SF5-1190	STAIR HANDRAILS (KOPJE TOP)	550.00	0.00	82.50	82.50	15.0	467.50	4.13
SF5-1280	FINAL CLEAN - ZONE 5 SITE FINISHES	200.00	0.00	0.00	0.00		200.00	0.00
SF6-1010	LAYOUT/EXCAVATE THICKENED EDGES (ELEPHANT POOL)	11134.00	11134.00	0.00	11134.00	100.0	0.00	556.70
SF6-1020	SLAB PREP (ELEPHANT POOL)	6520.00	6520.00	0.00	6520.00	100.0	0.00	326.00
SF6-1030	F/R/P MAT SLAB (ELEPHANT POOL)	61286.00	61286.00	0.00	61286.00	100.0	0.00	3064.30
SF6-1040	F/R/P CONC WALLS (ELEPHANT POOL)	46998.00	44648.10	2349.90	46998.00	100.0	0.00	2349.90
SF6-1050	F/R/P SKIMMERS (ELEPHANT POOL)	4745.00	4745.00	0.00	4745.00	100.0	0.00	237.25
SF6-1060	CURE/STRIP CONC WALLS (ELEPHANT POOL)	4332.00	4332.00	0.00	4332.00	100.0	0.00	216.60
SF6-1080	CURE/STRIP SKIMMERS (ELEPHANT POOL)	602.00	602.00	0.00	602.00	100.0	0.00	30.10
SF6-1100	LAYOUT/EXCAV CMU RETG WALL FTG (ELEPHANT POOL)	3366.00	3366.00	0.00	3366.00	100.0	0.00	168.30
SF6-1110	F/R/P CMU RETG WALL FTG (ELEPHANT POOL)	7387.00	7387.00	0.00	7387.00	100.0	0.00	369.35
SF6-1130	LAYOUT/EXCAV CMU SEAT WALL FTGS (SO. RESTROOM)	888.00	0.00	888.00	888.00	100.0	0.00	44.40
SF6-1140	F/R/P CMU SEAT WALL FTGS (SO. RESTROOM)	989.00	0.00	989.00	989.00	100.0	0.00	49.45
SF6-1160	CONC PAVING @ SOUTH RESTROOM (ZONE 6)	1217.00	0.00	0.00	0.00		1217.00	0.00
SF6-1180	E/F/R/P DRINKING FOUNTAIN FOOTING (ZONE 6)	298.00	0.00	0.00	0.00		298.00	0.00
SF6-1210	E/F/R/P LOG BENCH FOOTINGS (ZONE 6)	9252.00	0.00	0.00	0.00		9252.00	0.00
SF6-1230	LAYOUT/EXCAV CURBS (SAVANNA #2 WALLOW)	2380.00	0.00	0.00	0.00		2380.00	0.00
SF6-1240	F/R/P CURBS (SAVANNA #2 WALLOW)	7379.00	0.00	0.00	0.00		7379.00	0.00
SF6-1250	CURE/STRIP CURBS (SAVANNA #2 WALLOW)	1829.00	0.00	0.00	0.00		1829.00	0.00
SF6-1260.	BACKFILL CURBS (SAVANNA #2 WALLOW)	1805.00	0.00	0.00	0.00		1805.00	0.00
SF6-1310	E/F/R/P CONC EDGE BANDS (ZONE 6)	2247.00	0.00	0.00	0.00		2247.00	0.00
SF6-1320A	FOOTINGS FOR DEADFALLS (ZONE 6)	6183.00	0.00	0.00	0.00		6183.00	0.00

REPORT DATE 06MAY15
11:11

MONTHLY EARNINGS REPORT by SUB

AFRICA EXHIBIT INCR 2 & 3

(BILLING PERIOD: 02/01/15 - 02/28/15)

PAGE NO. 34

HARRIS - HARRIS CONSTRUCTION CO., INC.

ACTIVITY ID	ACTIVITY DESCRIPTION	BUDGET AMOUNT	PREVIOUS EARNINGS	EARNINGS THIS PERIOD	TOTAL TO DATE	PCT CMP	REM'G TO COMPLETE	RETENTION
DIRECT WORK								
SF6-1340	SANDBLAST CONC EDGE BANDS (ZONE 6)	869.00	0.00	0.00	0.00		869.00	0.00
SF6-1350	TYPE 2 SAND FILL (ZONE 6)	6261.00	0.00	0.00	0.00		6261.00	0.00
SF6-1380A	ELEPHANT CABLE BARRIER POSTS (ZONE 6)	2852.00	0.00	0.00	0.00		2852.00	0.00
SF6-1400A	FOOTINGS FOR ANIMAL CREEP (ZONE 6)	6627.00	0.00	0.00	0.00		6627.00	0.00
SF6-1420A	GIRAFFE CABLE BARRIER POSTS (ZONE 6)	1937.00	0.00	0.00	0.00		1937.00	0.00
SF6-1480	FINAL CLEAN - ZONE 6 SITE FINISHES	200.00	0.00	0.00	0.00		200.00	0.00
SF7-1050A	ELEPHANT CABLE BARRIER POSTS (ZONE 7)	21107.00	962.00	20145.00	21107.00	100.0	0.00	1055.35
SF7-1060A	GIRAFFE CABLE BARRIER POSTS (ZONE 7)	2712.00	0.00	135.60	135.60	5.0	2576.40	6.78
SF7-1100A	FOOTINGS FOR ANIMAL CREEP (ZONE 4/7)	6628.00	0.00	0.00	0.00		6628.00	0.00
SF7-1120	FINAL CLEAN - ZONE 7 SITE FINISHES	200.00	0.00	0.00	0.00		200.00	0.00
SF8-1010	F/R/P SKIMMER (ELEPHANT FALLS)	4750.00	0.00	0.00	0.00		4750.00	0.00
SF8-1020	LAYOUT/EXCAV COLUMN & WALL FTGS (ELEPHANT FALLS)	4972.00	4972.00	0.00	4972.00	100.0	0.00	248.60
SF8-1030	F/R/P COLUMN & WALL FTGS (ELEPHANT FALLS)	4773.00	4773.00	0.00	4773.00	100.0	0.00	238.65
SF8-1040	F/R/P CONC COLUMNS & WALLS (N & S TUNNELS)	13274.00	13274.00	0.00	13274.00	100.0	0.00	663.70
SF8-1050	CURE/STRIP COLUMNS & WALLS (N & S TUNNELS)	3293.00	3293.00	0.00	3293.00	100.0	0.00	164.65
SF8-1070	FORM/SHORE STRUCT SLAB & BMS (N & S TUNNELS)	19449.00	19449.00	0.00	19449.00	100.0	0.00	972.45
SF8-1080	F/R/P STRUCT SLAB & BMS (N & S TUNNELS)	27435.00	27435.00	0.00	27435.00	100.0	0.00	1371.75
SF8-1090	CURE/STRIP STRUCT SLAB & BMS (N & S TUNNELS)	11358.00	11358.00	0.00	11358.00	100.0	0.00	567.90
SF8-1140	LAYOUT/EXCAV CMU RETG WALL FTG (ELEPHANT FALLS)	3366.00	3366.00	0.00	3366.00	100.0	0.00	168.30
SF8-1150	E/F/R/P LOG BENCH FOOTINGS (ZONE 8)	4625.00	0.00	0.00	0.00		4625.00	0.00
SF8-1160	F/R/P CMU RETG WALL FTG (ELEPHANT FALLS)	2752.00	2752.00	0.00	2752.00	100.0	0.00	137.60
SF8-1220A	ELEPHANT CABLE BARRIER POSTS (ZONE 8)	2282.00	0.00	2282.00	2282.00	100.0	0.00	114.10
SF8-1230A	FOOTINGS FOR DEADFALLS (ZONE 8)	3092.00	0.00	0.00	0.00		3092.00	0.00
SF8-1310	FINAL CLEAN - ZONE 8 SITE FINISHES	200.00	0.00	0.00	0.00		200.00	0.00
SF8-1330A	ELEPHANT CABLE BARRIER POSTS (OFF EXH ELEPH YD)	15973.00	0.00	0.00	0.00		15973.00	0.00
SF9-1020A	GIRAFFE CHAIN LINK BARRIER POSTS (SAVANNA #4)	6005.00	0.00	0.00	0.00		6005.00	0.00
SF9-1090	FINAL CLEAN - SAVANNA #4 SITE FINISHES	200.00	0.00	0.00	0.00		200.00	0.00
SRV-1010	LAYOUT/EXCAV FTGS (NORTH DUMPSTER)	673.00	673.00	0.00	673.00	100.0	0.00	33.65
SRV-1020	F/R/P FTGS (NORTH DUMPSTER)	10455.00	10455.00	0.00	10455.00	100.0	0.00	522.75
SRV-1050	CONCRETE PAVING (NORTH DUMPSTER)	4129.00	0.00	0.00	0.00		4129.00	0.00
SRV-1080	LAYOUT/EXCAV FTGS (SOUTH DUMPSTER)	677.00	677.00	0.00	677.00	100.0	0.00	33.85
SRV-1090	F/R/P FTGS (SOUTH DUMPSTER)	10457.00	10457.00	0.00	10457.00	100.0	0.00	522.85
SRV-1120	CONCRETE PAVING (SOUTH DUMPSTER)	5138.00	0.00	0.00	0.00		5138.00	0.00
SRV-1170	FINAL CLEAN - SERVICE ROAD	200.00	0.00	0.00	0.00		200.00	0.00
SF10-1010	LAYOUT/EXCAV CURBS FOR WALLOWS (SAVANNA #1)	2401.00	0.00	0.00	0.00		2401.00	0.00
SF10-1020	F/R/P CURBS FOR WALLOWS (SAVANNA #1)	7812.00	0.00	0.00	0.00		7812.00	0.00
SF10-1030	CURE/STRIP CURBS FOR WALLOWS (SAVANNA #1)	1936.00	0.00	0.00	0.00		1936.00	0.00
SF10-1040	BACKFILL CURBS FOR WALLOWS (SAVANNA #1)	1912.00	0.00	0.00	0.00		1912.00	0.00
SF10-1110	FINAL CLEAN - SAVANNA #1 SITE FINISHES	200.00	0.00	0.00	0.00		200.00	0.00
SF11-1000A	ELEPHANT CABLE BARRIER POSTS BTWN SAVANNAS 2 & 3	11410.00	0.00	0.00	0.00		11410.00	0.00
SF11-1090	FINAL CLEAN - SAVANNA #2 SITE FINISHES	200.00	0.00	0.00	0.00		200.00	0.00
SFM-1040	F/P DRIVE APPROACH (TEILMAN AVE)	2245.00	2245.00	0.00	2245.00	100.0	0.00	112.25
SFM-1060	SIDEWALKS (PARKING LOT)	2000.00	2000.00	0.00	2000.00	100.0	0.00	100.00
SFM-1120	FINAL CLEAN OFFSITE PARKING LOT	200.00	200.00	0.00	200.00	100.0	0.00	10.00
057316-02C	FAB/DEL WIRE ROPE & FABRIC MESH	34930.00	3493.00	0.00	3493.00	10.0	31437.00	174.65
061000-01C	FAB/DEL ROUGH CARPENTRY MATLS	291453.00	291453.00	0.00	291453.00	100.0	0.00	14572.65
061324-01C	FAB/DEL HEAVY TIMBER FRAMING	231681.00	231681.00	0.00	231681.00	100.0	0.00	11584.05
061733-01C	FAB/DEL WOOD I-JOISTS	48507.00	48507.00	0.00	48507.00	100.0	0.00	2425.35
061800-01C	FAB/DEL GLULAMS	130450.00	130450.00	0.00	130450.00	100.0	0.00	6522.50
083100-01C	FAB/DEL ACCESS DOORS	5000.00	5000.00	0.00	5000.00	100.0	0.00	250.00

REPORT DATE 06MAY15
11:11

MONTHLY EARNINGS REPORT by SUB

AFRICA EXHIBIT INCR 2 & 3

(BILLING PERIOD: 02/01/15 - 02/28/15)

PAGE NO. 35

HARRIS - HARRIS CONSTRUCTION CO., INC.

ACTIVITY ID	ACTIVITY DESCRIPTION	BUDGET AMOUNT	PREVIOUS EARNINGS	EARNINGS THIS PERIOD	TOTAL TO DATE	PCT CMP	REM'G TO COMPLETE	RETENTION
DIRECT WORK								
104300-01C	FAB/DEL EMERGENCY AID SPECIALTIES	5000.00	0.00	0.00	0.00		5000.00	0.00
112429-01C	FAB/DEL FACILITY FALL PROTECTION	2500.00	0.00	2500.00	2500.00	100.0	0.00	125.00
		6728821.00	5567590.26	239662.42	5807252.68	86.3	921568.32	290362.63
CHANGE ORDERS								
CO-01-002	C/O 01- PCO 002- ZOO OFFICE DEMO & RELOCATION	3563.00	3563.00	0.00	3563.00	100.0	0.00	178.15
CO-01-033	C/O 01- PCO 033-SEPTIC TNK/DRYWELLS @ POND BASIN	154.00	154.00	0.00	154.00	100.0	0.00	7.70
CO-01-043	C/O 01- PCO 043- ENTRY PALM & CONC EDGE BAND	90.00	90.00	0.00	90.00	100.0	0.00	4.50
CO-01-046	C/O 01- PCO 046- ASBESTOS ABATEMENT ZOO OFFICE	192.00	192.00	0.00	192.00	100.0	0.00	9.60
CO-01-048	C/O 01- PCO 048-LEAD PAINT ABATEMENT BIRD AVIARY	730.00	730.00	0.00	730.00	100.0	0.00	36.50
CO-01-050	C/O 01- PCO 050- RELOCATE RESTROOMS	739.00	739.00	0.00	739.00	100.0	0.00	36.95
CO-02-045	C/O 02- PCO 045-DISASSEMBLE/STOCKPILE BIRD CAGES	342.00	342.00	0.00	342.00	100.0	0.00	17.10
CO-02-055	C/O 02- PCO 055- REPAIR WATER LINE @ BIRD AVIARY	45.00	45.00	0.00	45.00	100.0	0.00	2.25
CO-02-062	C/O 02- PCO 062- CHEETAH VIEWING CHANGES	4030.00	4030.00	0.00	4030.00	100.0	0.00	201.50
CO-02-064	C/O 02- PCO 064- BELMONT SLS & SEWER PIPE LAYOUT	271.00	271.00	0.00	271.00	100.0	0.00	13.55
CO-02-068	C/O 02- PCO 068- DUCTBANK SLOPE CHG @ BOA ENTRY	94.00	94.00	0.00	94.00	100.0	0.00	4.70
CO-02-069	C/O 02- PCO 069- REPLACE SEWER @ BOA ENTRY	313.00	313.00	0.00	313.00	100.0	0.00	15.65
CO-02-070	C/O 02- PCO 070- REMOVE LEANING CEDAR@ BOA ENTRY	269.00	269.00	0.00	269.00	100.0	0.00	13.45
CO-02-088	C/O 02- PCO 088- REPLACE OLD GAS LINE @BOA ENTRY	364.00	364.00	0.00	364.00	100.0	0.00	18.20
CO-02-097	C/O 02- PCO 097- EXTEND CONDUITS FOR WART HOG	61.00	61.00	0.00	61.00	100.0	0.00	3.05
PCO-018	PCO 018- BID HOLD EXTRAS	161.00	0.00	161.00	161.00	100.0	0.00	8.05
PCO-018.1	PCO 018.001- IBA- BID HOLD EXTRA FOR LOGS	57826.00	0.00	57826.00	57826.00	100.0	0.00	2891.30
PCO-026	PCO 026- RELOCATE MICROWAVE TWR & CAMERA POLE	1335.00	1335.00	0.00	1335.00	100.0	0.00	66.75
PCO-026.1	PCO 026.001-RELOCATE MICROWAVE TWR & CAMERA POLE	1337.00	1337.00	0.00	1337.00	100.0	0.00	66.85
PCO-030.1	PCO 030.1- CONFORMED & CITY PERMIT DWG CHANGES	156802.00	156802.00	0.00	156802.00	100.0	0.00	7840.10
PCO-030.2	PCO 030.2- CONFORMED & CITY PERMIT DWG CHANGES	9863.00	9863.00	0.00	9863.00	100.0	0.00	493.15
PCO-032	PCO 032- SALVAGE HISTORIC ITEMS NOT ON DWGS	457.00	457.00	0.00	457.00	100.0	0.00	22.85
PCO-0361	PCO 036.001- IBA- TRENCH/BACKFILL FOR TEMP POWER	-827.00	-827.00	0.00	-827.00	100.0	0.00	-41.35
PCO-041	PCO 041- INCR 3 GAS LINE SIZE CHANGE	313.00	313.00	0.00	313.00	100.0	0.00	15.65
PCO-044	PCO 044- INCR 2 UTILITY CHANGES	2440.00	2440.00	0.00	2440.00	100.0	0.00	122.00
PCO-047	PCO 047- IBA- UTIL LOCATING & TEMP FENCE CHANGES	-875.00	-875.00	0.00	-875.00	100.0	0.00	-43.75
PCO-052	PCO 052- INCR 2 REROUTE SEWER @ ENTRANCE	77.00	77.00	0.00	77.00	100.0	0.00	3.85
PCO-059	PCO 059- RADIANT FLOOR & STORAGE ROOM	91261.00	27378.30	9126.10	36504.40	40.0	54756.60	1825.22
PCO-059.1	PCO 059.001- ELECTRICAL & GAS LINE	1000.00	0.00	1000.00	1000.00	100.0	0.00	50.00
PCO-062.1	PCO 062.001- GRADE BEAM @ CHEETAH VIEWING	3420.00	3420.00	0.00	3420.00	100.0	0.00	171.00
PCO-071	PCO 071- VFDs @ LSS BUILDINGS	333.00	333.00	0.00	333.00	100.0	0.00	16.65
PCO-078	PCO 078- COST TO PRINT BID & CONSTRUCTION DOCS	51421.00	51421.00	0.00	51421.00	100.0	0.00	2571.05
PCO-080	PCO 080- IBA- EUCALYPTUS BATTONS, RAILS & POLES	-24494.00	-24494.00	0.00	-24494.00	100.0	0.00	-1224.70
PCO-083	PCO 083- RIGID INSUL @ SHT A00-501 DTL C-8G	235.00	235.00	0.00	235.00	100.0	0.00	11.75
PCO-084	PCO 084- IRRIGATION SYSTEM	-348306.00	0.00	-199642.00	-199642.00	57.3	-148664.00	-9982.10
PCO-084.1	PCO 084.001-IRRIGATION BOOSTER PUMP & ELECTRICAL	1572.00	1572.00	0.00	1572.00	100.0	0.00	78.60
PCO-089	PCO 089- DEMO ADDITIONAL TREES	779.00	779.00	0.00	779.00	100.0	0.00	38.95
PCO-094	PCO 094- IBA- STAKE TEMP POWER POLES	-357.00	-357.00	0.00	-357.00	100.0	0.00	-17.85
PCO-104	PCO 104- OFFSITE CITY APPRVD WTR CONNECTN	3413.00	3413.00	0.00	3413.00	100.0	0.00	170.65

REPORT DATE 06MAY15
11:11

MONTHLY EARNINGS REPORT by SUB

AFRICA EXHIBIT INCR 2 & 3

(BILLING PERIOD: 02/01/15 - 02/28/15)

PAGE NO. 36

HARRIS - HARRIS CONSTRUCTION CO., INC.

ACTIVITY ID	ACTIVITY DESCRIPTION	BUDGET AMOUNT	PREVIOUS EARNINGS	EARNINGS THIS PERIOD	TOTAL TO DATE	PCT CMP	REM'G TO COMPLETE	RETENTION
CHANGE ORDERS								
PCO-107	PCO 107- IBA- INCR 3 CREDIT FOR TREE PROTECTION	7000.00	7000.00	0.00	7000.00	100.0	0.00	350.00
PCO-110	PCO 110- CHANGE GRADES @ BOA ENTRY	123.00	123.00	0.00	123.00	100.0	0.00	6.15
PCO-111	PCO 111- IBA- CREATE LANDSCAPE ALLOW *REALLOC*	366562.00	0.00	366562.00	366562.00	100.0	0.00	18328.10
PCO-111A	PCO 111- IBA- CREATE LANDSCAPE ALLOWANCE	366562.00	366562.00	0.00	366562.00	100.0	0.00	18328.10
PCO-111AR	PCO 111A- IBA- ***REVERSING ENTRY***	-366562.00	0.00	-366562.00	-366562.00	100.0	0.00	-18328.10
PCO-111B	PCO 111- IBA- CREATE LANDSCAPE ALLOWANCE	-366562.00	-366562.00	0.00	-366562.00	100.0	0.00	-18328.10
PCO-111BR	PCO 111B- IBA- ***REVERSING ENTRY***	366562.00	0.00	366562.00	366562.00	100.0	0.00	18328.10
PCO-112	PCO 112- WET SOIL @ GIRAFFE/RHINO FROM OLD LINE	354.00	354.00	0.00	354.00	100.0	0.00	17.70
PCO-114.1	PCO 114.001- CHG POND VACUUM FITTINGS TO BRONZE	123.00	123.00	0.00	123.00	100.0	0.00	6.15
PCO-115	PCO 115- ASSIST CITY WITH WATER TO DOG PARK	512.00	512.00	0.00	512.00	100.0	0.00	25.60
PCO-116	PCO 116- ADD ROUGH-IN FOR SINK AT LODGE	108.00	108.00	0.00	108.00	100.0	0.00	5.40
PCO-126	PCO 126- ADD VALVES @ SEWER LIFT STATIONS	1674.00	1674.00	0.00	1674.00	100.0	0.00	83.70
PCO-128	PCO 128- INSTALL TEMP PUMP @ LION HOLDING SLS	210.00	210.00	0.00	210.00	100.0	0.00	10.50
PCO-129	PCO 129-IBA-MAHALI LSS MAT SLAB POUR W/ EXCAVATR	-311.00	-311.00	0.00	-311.00	100.0	0.00	-15.55
PCO-130	PCO 130- REPLACE CLAY SEWER LINE @ BOA ENTRY	464.00	464.00	0.00	464.00	100.0	0.00	23.20
PCO-135	PCO 135- IBA- PWR TO TEMP PUMP AT LIFT STATION	-529.00	-529.00	0.00	-529.00	100.0	0.00	-26.45
PCO-136	PCO 136- ASI 9- ELEPHANT FALLS CHANGES	316.00	316.00	0.00	316.00	100.0	0.00	15.80
PCO-138	PCO 138- ELEPHANT HOLDING KNOCKOUT REBAR	28.00	28.00	0.00	28.00	100.0	0.00	1.40
PCO-140.1	PCO 140.001- HAYDON EXCAVATE LSSs/REMOVE SHLDS	-3785.00	-3785.00	0.00	-3785.00	100.0	0.00	-189.25
PCO-142	PCO 142- DINING FIREPLACE CMU REINFORCING	26.00	26.00	0.00	26.00	100.0	0.00	1.30
PCO-143	PCO 143- IBA- EXCAVATE BOA SIGN WALL FOOTING	-835.00	-835.00	0.00	-835.00	100.0	0.00	-41.75
PCO-144	PCO 144- ELITE, SEED CHANGE	159.00	159.00	0.00	159.00	100.0	0.00	7.95
PCO-152	PCO 152- ADDED SOIL AMENDMENT AT SAVANNAS	38.00	38.00	0.00	38.00	100.0	0.00	1.90
PCO-159	PCO 159- ADDED CAMERA POLE @ GOLDEN STATE BLVD	683.00	683.00	0.00	683.00	100.0	0.00	34.15
PCO-160	PCO 160- KOPJE TOP- (12) HL1 FIXTURES	374.00	374.00	0.00	374.00	100.0	0.00	18.70
PCO-161	PCO 161- RE-ROUTE FIBER OPTIC CABLE	235.00	235.00	0.00	235.00	100.0	0.00	11.75
PCO-163	PCO 163- RELOCATE 2 PALMS @ ELEPH WATER HOLE	-1312.00	-1312.00	0.00	-1312.00	100.0	0.00	-65.60
PCO-164	PCO 164- IBA- EXCAVATE FTGS @ INTERPRETIVE HUT	-287.00	-287.00	0.00	-287.00	100.0	0.00	-14.35
PCO-165	PCO 165-IBA- MAHALI LSS POUR USING 330 EXCAVATOR	-246.00	-246.00	0.00	-246.00	100.0	0.00	-12.30
PCO-166	PCO 166- IBA- EXCAVATE FOOTINGS @ RETAIL HUT	-1150.00	-1150.00	0.00	-1150.00	100.0	0.00	-57.50
PCO-172	PCO 172- RAFTER SIDE PLATE CHANGES PER REVIEW	241.00	241.00	0.00	241.00	100.0	0.00	12.05
PCO-173	PCO 173- ASI 14- LIGHT FIXTURES @ BOA ENTRY SIGN	223.00	223.00	0.00	223.00	100.0	0.00	11.15
PCO-175	PCO 175- ADD REBAR FOR SHOTCRT @ VULTURE/MEERKAT	36.00	36.00	0.00	36.00	100.0	0.00	1.80
PCO-176	PCO 176- BLOCK OUT SUPPLY FANS @ VULTURE/MEERKAT	18.00	18.00	0.00	18.00	100.0	0.00	0.90
PCO-177	PCO 177- CMU WALL @ SAVANNA OVERLOOK	54.00	54.00	0.00	54.00	100.0	0.00	2.70
PCO-178	PCO 178- ELEPHANT HOLDING WINDOW VINYL TO ALUM	80.00	80.00	0.00	80.00	100.0	0.00	4.00
PCO-180	PCO 180- DEFERRED APPROVAL PERMIT FEES	7130.00	0.00	7130.00	7130.00	100.0	0.00	356.50
PCO-183	PCO 183- IBA- DEADMAN BRACING @ ELEPHANT HOLDING	-1856.00	-1856.00	0.00	-1856.00	100.0	0.00	-92.80
PCO-184	PCO 184- IBA- EXPEDITE HM FRAMES-BLDGS 2,3,4 & 5	-600.00	-600.00	0.00	-600.00	100.0	0.00	-30.00
PCO-185	PCO 185- LODGE DOORS 105F & 105H	73.00	73.00	0.00	73.00	100.0	0.00	3.65
PCO-187	PCO 187- IBA- EXCAV DEEP FTGS @ ELEPHANT HOLDG	-4608.00	-4608.00	0.00	-4608.00	100.0	0.00	-230.40
PCO-189	PCO 189- ELEPHANT HOLDING, VERTICAL BAR @ B LINE	88.00	88.00	0.00	88.00	100.0	0.00	4.40

REPORT DATE 06MAY15
11:11

MONTHLY EARNINGS REPORT by SUB

AFRICA EXHIBIT INCR 2 & 3

(BILLING PERIOD: 02/01/15 - 02/28/15)

PAGE NO. 37

HARRIS - HARRIS CONSTRUCTION CO., INC.

ACTIVITY ID	ACTIVITY DESCRIPTION	BUDGET AMOUNT	PREVIOUS EARNINGS	EARNINGS THIS PERIOD	TOTAL TO DATE	PCT CMP	REM'G TO COMPLETE	RETENTION
CHANGE ORDERS								
PCO-191	PCO 191- LODGE AUTOMATIC DOOR ELECTRICAL	134.00	0.00	0.00	0.00		134.00	0.00
PCO-192	PCO 192- IBA- PRECAST PANEL ERECTION COSTS	106185.00	106185.00	0.00	106185.00	100.0	0.00	5309.25
PCO-192R	PCO 192- IBA- ***REVERSING ENTRY***	-106185.00	0.00	-106185.00	-106185.00	100.0	0.00	-5309.25
PCO-193	PCO 193- IBA- INTERNAL: INCREASE CTU CONTRACT	-2000.00	0.00	-2000.00	-2000.00	100.0	0.00	-100.00
PCO-194	PCO 194- IBA- ELEPHANT HOLDING- REMOVE EMBEDS	4466.00	4466.00	0.00	4466.00	100.0	0.00	223.30
PCO-195	PCO 195- POWER TO EXHAUST FAN EF-4LG	28.00	0.00	0.00	0.00		28.00	0.00
PCO-198	PCO 198- REROUTE DOMESTIC WATER SUPPLY LINE	331.00	331.00	0.00	331.00	100.0	0.00	16.55
PCO-204	PCO 204- IBA- ROOF SHEATHING @ N & S RESTROOMS	-3670.00	-3670.00	0.00	-3670.00	100.0	0.00	-183.50
PCO-207	PCO 207- LION BRIDGE REBAR LAYOUT	37.00	37.00	0.00	37.00	100.0	0.00	1.85
PCO-209	PCO 209- GIRAFFE/RHINO CHG CMU WALL REINFORCING	243.00	243.00	0.00	243.00	100.0	0.00	12.15
PCO-2111	PCO 211.001- CHANGE MAHALI LSS ELECTRICAL PANELS	74.00	74.00	0.00	74.00	100.0	0.00	3.70
PCO-212	PCO 212- IBA- LODGE-RELOCATE BASE TRACK	-1168.00	-1168.00	0.00	-1168.00	100.0	0.00	-58.40
PCO-215	PCO 215- IBA- SIGN WALL TREE & LETTERING	-15000.00	0.00	-15000.00	-15000.00	100.0	0.00	-750.00
PCO-216	PCO 216- PATIO GAS LINE	675.00	675.00	0.00	675.00	100.0	0.00	33.75
PCO-219	PCO 219- IBA- ELEPHANT HOLDING DBL UP OF EMBEDS	37880.00	0.00	37880.00	37880.00	100.0	0.00	1894.00
PCO-220	PCO 220- WOOD HDR TO MTL STUD WALL CONNECTION	18.00	18.00	0.00	18.00	100.0	0.00	0.90
PCO-222	PCO 222- REMOVE FOUR TREES @ BOA ENTRY	9.00	9.00	0.00	9.00	100.0	0.00	0.45
PCO-226	PCO 226- SOLATUBE SKYLIGHT EXTENSION	276.00	0.00	276.00	276.00	100.0	0.00	13.80
PCO-228	PCO 228- REPAIR 10" SEWER @ BOA ENTRY SHOTCRETE	48.00	48.00	0.00	48.00	100.0	0.00	2.40
PCO-229	PCO 229- IBA- CHIP CURB @ ELEPHANT HOLDING	-1279.00	-1279.00	0.00	-1279.00	100.0	0.00	-63.95
PCO-233	PCO 233- IBA- ADDITIONAL TEMPORARY IRRIGATION	-93226.00	0.00	-93226.00	-93226.00	100.0	0.00	-4661.30
PCO-234	PCO 234- ADD 6" IRRIGATION LINE AT DELNO	132.00	132.00	0.00	132.00	100.0	0.00	6.60
PCO-237	PCO 237- IBA- RELOCATE SCAFFOLD @ RETAIL HUT	-1501.00	-1501.00	0.00	-1501.00	100.0	0.00	-75.05
PCO-239	PCO 239- DELETION OF FIBER CEMENT BOARDS	-8171.00	-8171.00	0.00	-8171.00	100.0	0.00	-408.55
PCO-240	PCO 240- IBA- CAULK PRECAST PNLS @ ELEPH HOLDING	-9586.00	-9586.00	0.00	-9586.00	100.0	0.00	-479.30
PCO-241	PCO 241- DEMO STONE / REMOVE SHADE STR COLUMNS	141.00	141.00	0.00	141.00	100.0	0.00	7.05
PCO-247	PCO 247- LSS ELEPHANT- CONCRETE PENETRATION	32.00	32.00	0.00	32.00	100.0	0.00	1.60
PCO-248	PCO 248- IBA- CTU FINAL SETTLEMNT EXTENDED CRANE	3723.00	3723.00	0.00	3723.00	100.0	0.00	186.15
PCO-251	PCO 251- IBA- ELEPHANT DEMO DOUBLE UP ON STRUCT	-1329.00	-1329.00	0.00	-1329.00	100.0	0.00	-66.45
PCO-257	PCO 257- IBA- ELEPH HOLDING, REMOVE DEADMAN FTG	-8596.00	-8596.00	0.00	-8596.00	100.0	0.00	-429.80
PCO-260	PCO 260- WEATHERING STEEL AT LION DEMO	213.00	213.00	0.00	213.00	100.0	0.00	10.65
PCO-264	PCO 264- IBA- SAND BLAST WOOD POLES	-2000.00	-2000.00	0.00	-2000.00	100.0	0.00	-100.00
PCO-270	PCO 270- LODGE CLASSROOM CABINetry CHANGES	691.00	0.00	0.00	0.00		691.00	0.00
PCO-271	PCO 271- IBA- RHINO BLDG GRADE BEAM HT CORRECTN	-511.00	-511.00	0.00	-511.00	100.0	0.00	-25.55
PCO-274	PCO 274- IBA- DINING HALL FIREPLACE	-10404.00	0.00	-10404.00	-10404.00	100.0	0.00	-520.20
PCO-275	PCO 275- IBA- GSS CREDIT FOR RHINO BOLLARDS	10450.00	10450.00	0.00	10450.00	100.0	0.00	522.50
PCO-276	PCO 276- IBA- LODGE CLASSROOM FIREPLACE	-9455.00	-9455.00	0.00	-9455.00	100.0	0.00	-472.75
PCO-277	PCO 277- LODGE FLAGSTONE FLOORING	6755.00	0.00	0.00	0.00		6755.00	0.00
PCO-282	PCO 282- IBA-RETAINING WALLS @ SHOTCRETE BOULDRS	-3282.00	-3282.00	0.00	-3282.00	100.0	0.00	-164.10
PCO-284	PCO 284- IBA-EXCAVATE GRADE BM @ CHEETAH BARRIER	-970.00	-970.00	0.00	-970.00	100.0	0.00	-48.50
PCO-286	PCO 286- LODGE THICKENED SLAB DETAIL	37.00	37.00	0.00	37.00	100.0	0.00	1.85
PCO-289	PCO 289- CHEETAH VIEWING REVISIONS	59.00	0.00	59.00	59.00	100.0	0.00	2.95

REPORT DATE 06MAY15
11:11

MONTHLY EARNINGS REPORT by SUB

AFRICA EXHIBIT INCR 2 & 3

(BILLING PERIOD: 02/01/15 - 02/28/15)

PAGE NO. 38

HARRIS - HARRIS CONSTRUCTION CO., INC.

ACTIVITY ID	ACTIVITY DESCRIPTION	BUDGET AMOUNT	PREVIOUS EARNINGS	EARNINGS THIS PERIOD	TOTAL TO DATE	PCT CMP	REM'G TO COMPLETE	RETENTION
CHANGE ORDERS								
PCO-292	PCO 292- SIGN WALL LETTERING CHANGES	181.00	181.00	0.00	181.00	100.0	0.00	9.05
PCO-295	PCO 295- IBA- CHEETAH VIEWING-LONGER TIES @ COL	-411.00	0.00	-411.00	-411.00	100.0	0.00	-20.55
PCO-301	PCO 301- REVISE GRADES ON DELNO AT CURB	4899.00	4899.00	0.00	4899.00	100.0	0.00	244.95
PCO-303	PCO 303- KOPJE TOP REBAR @ RET'G WALLS	321.00	0.00	0.00	0.00		321.00	0.00
PCO-304	PCO 304- LODGE CAFE WINDOW MODIFICATIONS	451.00	0.00	0.00	0.00		451.00	0.00
PCO-306	PCO 306- CONDUIT TO IRRIG PUMP & TERMITE MOUND	60.00	0.00	60.00	60.00	100.0	0.00	3.00
PCO-307	PCO 307- GIRAFFE BLDG A31G DOOR TYPE CLARIF	282.00	0.00	0.00	0.00		282.00	0.00
PCO-307.1	PCO 307.001- GIRAFFE BLDG A31G DOOR TYPE CLARIF	32.00	0.00	0.00	0.00		32.00	0.00
PCO-315	PCO 315- ELEPHANT HOLDING OWNER CHGS TO GATES	3684.00	0.00	221.04	221.04	6.0	3462.96	11.05
PCO-318	PCO 318- IBA-LION HOLDING DRS & FRAMES@110B&112A	-700.00	-700.00	0.00	-700.00	100.0	0.00	-35.00
PCO-319	PCO 319- LION HOLDING DOOR HARDWARE 110B & 112A	122.00	122.00	0.00	122.00	100.0	0.00	6.10
PCO-320	PCO 320- IBA- LODGE- ASI #027 FIREBRICK CLARIF	-2575.00	0.00	-2575.00	-2575.00	100.0	0.00	-128.75
PCO-324	PCO 324- ADD (5) HAND SINKS & (1) FLOOR TROUGH	213.00	0.00	0.00	0.00		213.00	0.00
PCO-325	PCO 325- MD BARNMASTER DOOR & HDWE CHANGES	745.00	0.00	0.00	0.00		745.00	0.00
PCO-327	PCO 327- ELEPHANT HOLDING ACOUSTICAL CEILINGS	179.00	0.00	0.00	0.00		179.00	0.00
PCO-342	PCO 342- IBA- MEERKAT- GLAZING AT TERMITE MOUND	-758.00	0.00	-758.00	-758.00	100.0	0.00	-37.90
PCO-351	PCO 351- ADDED DOOR SECURITY & PCO 123 CREDIT	130.00	0.00	0.00	0.00		130.00	0.00
PCO-358	PCO 358- LION HOLDING- FURRED WALL @ FOOD PREP	48.00	0.00	0.00	0.00		48.00	0.00
PCO-368	PCO 368- IBA- TEMP IRRIGATION AT TREES	-2716.00	0.00	-2716.00	-2716.00	100.0	0.00	-135.80
PCO-372	PCO 372- ADD HERMETICALLY SEALED LOAD CELLS	194.00	0.00	194.00	194.00	100.0	0.00	9.70
PCO-376.1	PCO 376.1- FIRE PROTECTION DESIGN CHANGES	1325.00	0.00	0.00	0.00		1325.00	0.00
PCO-378	PCO 378- IBA- ELEPHANT HOLDING, (2) 1G EMBEDS	-273.00	0.00	-273.00	-273.00	100.0	0.00	-13.65
		291593.00	323398.30	47305.14	370703.44	127.2	-79110.44	18535.17
		10377663.00	8404757.64	463713.85	8868471.49	85.5	1509191.51	308897.81

REPORT DATE 06MAY15
11:11

MONTHLY EARNINGS REPORT by SUB

AFRICA EXHIBIT INCR 2 & 3

(BILLING PERIOD: 02/01/15 - 02/28/15)

PAGE NO. 39

HAYDON - HAYDON CONSTRUCTION

ACTIVITY ID	ACTIVITY DESCRIPTION	BUDGET AMOUNT	PREVIOUS EARNINGS	EARNINGS THIS PERIOD	TOTAL TO DATE	PCT CMP	REM'G TO COMPLETE	RETENTION
ORIGINAL CONTRACT								
EW-1160	INCREMENT 2 SITE UTILITIES	624854.00	624854.00	0.00	624854.00	100.0	0.00	31242.70
EW-1290	REM'G SEWER/WATER TIE-INS @ NORTH SITE	125000.00	125000.00	0.00	125000.00	100.0	0.00	6250.00
EW-1310	REM'G SEWER/WATER TIE-INS @ SOUTH SITE	150000.00	150000.00	0.00	150000.00	100.0	0.00	7500.00
PD-1050	ADJUST UTILITY LIDS TO GRADE (PARK DRIVE E)	4000.00	4000.00	0.00	4000.00	100.0	0.00	200.00
SF3-1280	U/G STORM DRAIN PIPING (MEERKAT AREA)	40000.00	40000.00	0.00	40000.00	100.0	0.00	2000.00
SRV-1000	U/G STORM DRAIN PIPING (NORTH DUMPSTER)	17000.00	17000.00	0.00	17000.00	100.0	0.00	850.00
SRV-1070	U/G STORM DRAIN PIPING (SOUTH DUMPSTER)	17000.00	17000.00	0.00	17000.00	100.0	0.00	850.00
		977854.00	977854.00	0.00	977854.00	100.0	0.00	48892.70
CHANGE ORDERS								
CO-02-055	C/O 02- PCO 055- REPAIR WATER LINE @ BIRD AVIARY	988.00	988.00	0.00	988.00	100.0	0.00	49.40
CO-02-064	C/O 02- PCO 064- BELMONT SLS & SEWER PIPE LAYOUT	5941.00	5941.00	0.00	5941.00	100.0	0.00	297.05
CO-02-069	C/O 02- PCO 069- REPLACE SEWER @ BOA ENTRY	6853.00	6853.00	0.00	6853.00	100.0	0.00	342.65
CO-02-074	C/O 02- PCO 074- DELETE 4" SD @ TREE 1070 BOA	-3485.00	-3485.00	0.00	-3485.00	100.0	0.00	-174.25
PCO-0361	PCO 036.001- IBA- TRENCH/BACKFILL FOR TEMP POWER	827.00	827.00	0.00	827.00	100.0	0.00	41.35
PCO-044	PCO 044- INCR 2 UTILITY CHANGES	59341.00	59341.00	0.00	59341.00	100.0	0.00	2967.05
PCO-052	PCO 052- INCR 2 REROUTE SEWER @ ENTRANCE	1878.00	1878.00	0.00	1878.00	100.0	0.00	93.90
PCO-084.1	PCO 084.001-IRRIGATION BOOSTER PUMP & ELECTRICAL	28068.00	28068.00	0.00	28068.00	100.0	0.00	1403.40
PCO-104	PCO 104- OFFSITE CITY APPRVD WTR CONNECTN	72428.00	72428.00	0.00	72428.00	100.0	0.00	3621.40
PCO-115	PCO 115- ASSIST CITY WITH WATER TO DOG PARK	6748.00	6748.00	0.00	6748.00	100.0	0.00	337.40
PCO-126	PCO 126- ADD VALVES @ SEWER LIFT STATIONS	36687.00	36687.00	0.00	36687.00	100.0	0.00	1834.35
PCO-128	PCO 128- INSTALL TEMP PUMP @ LION HOLDING SLS	4407.00	4407.00	0.00	4407.00	100.0	0.00	220.35
PCO-129	PCO 129-IBA-MAHALI LSS MAT SLAB POUR W/ EXCAVATR	311.00	311.00	0.00	311.00	100.0	0.00	15.55
PCO-130	PCO 130- REPLACE CLAY SEWER LINE @ BOA ENTRY	9742.00	9742.00	0.00	9742.00	100.0	0.00	487.10
PCO-134	PCO 134- IBA-CUT/CAP IRRIGATION LINE @ BOA ENTRY	1226.00	1226.00	0.00	1226.00	100.0	0.00	61.30
PCO-140	PCO 140- IBA- HAYDON EXCAVATE LSS's	30581.00	30581.00	0.00	30581.00	100.0	0.00	1529.05
PCO-140.1	PCO 140.001- HAYDON EXCAVATE LSSs/REMOVE SHLDS	3785.00	3785.00	0.00	3785.00	100.0	0.00	189.25
PCO-143	PCO 143- IBA- EXCAVATE BOA SIGN WALL FOOTING	835.00	835.00	0.00	835.00	100.0	0.00	41.75
PCO-163	PCO 163- RELOCATE 2 PALMS @ ELEPH WATER HOLE	2077.00	2077.00	0.00	2077.00	100.0	0.00	103.85
PCO-164	PCO 164- IBA- EXCAVATE FTGS @ INTERPRETIVE HUT	287.00	287.00	0.00	287.00	100.0	0.00	14.35
PCO-165	PCO 165-IBA- MAHALI LSS POUR USING 330 EXCAVATOR	246.00	246.00	0.00	246.00	100.0	0.00	12.30
PCO-166	PCO 166- IBA- EXCAVATE FOOTINGS @ RETAIL HUT	1150.00	1150.00	0.00	1150.00	100.0	0.00	57.50
PCO-187	PCO 187- IBA- EXCAV DEEP FTGS @ ELEPHANT HOLDG	4608.00	4608.00	0.00	4608.00	100.0	0.00	230.40
PCO-188	PCO 188- IBA- REPAIR BROKEN WATER LINE@BOA ENTRY	370.00	370.00	0.00	370.00	100.0	0.00	18.50
PCO-198	PCO 198- REROUTE DOMESTIC WATER SUPPLY LINE	6931.00	6931.00	0.00	6931.00	100.0	0.00	346.55
PCO-228	PCO 228- REPAIR 10" SEWER @ BOA ENTRY SHOTCRETE	1000.00	1000.00	0.00	1000.00	100.0	0.00	50.00
PCO-234	PCO 234- ADD 6" IRRIGATION LINE AT DELNO	2896.00	2896.00	0.00	2896.00	100.0	0.00	144.80
PCO-284	PCO 284- IBA-EXCAVATE GRADE BM @ CHEETAH BARRIER	970.00	970.00	0.00	970.00	100.0	0.00	48.50
PCO-301	PCO 301- REVISE GRADES ON DELNO AT CURB	5160.00	5160.00	0.00	5160.00	100.0	0.00	258.00
		292856.00	292856.00	0.00	292856.00	100.0	0.00	14642.80
		1270710.00	1270710.00	0.00	1270710.00	100.0	0.00	63535.50

REPORT DATE 06MAY15
11:11

MONTHLY EARNINGS REPORT by SUB

AFRICA EXHIBIT INCR 2 & 3

(BILLING PERIOD: 02/01/15 - 02/28/15)

PAGE NO. 40

HCONTIN - HARRIS CONTINGENCY

ACTIVITY ID	ACTIVITY DESCRIPTION	BUDGET AMOUNT	PREVIOUS EARNINGS	EARNINGS THIS PERIOD	TOTAL TO DATE	PCT CMP	REM'G TO COMPLETE	RETENTION
CONSTRUCTION SERVICES								
GC-1120	CONTRACTOR'S CONTINGENCY- INCR 2 & 3	303688.00	0.00	57826.00	57826.00	19.0	245862.00	2891.30
		303688.00	0.00	57826.00	57826.00	19.0	245862.00	2891.30
CHANGE ORDERS								
PCO-018.1	PCO 018.001- IBA- BID HOLD EXTRA FOR LOGS	-57826.00	0.00	-57826.00	-57826.00	100.0	0.00	-2891.30
PCO-191	PCO 191- LODGE AUTOMATIC DOOR ELECTRICAL	-1537.00	0.00	0.00	0.00		-1537.00	0.00
PCO-195	PCO 195- POWER TO EXHAUST FAN EF-4LG	-333.00	0.00	0.00	0.00		-333.00	0.00
PCO-221	PCO 221- IBA- CHEETAH HOLDING SITE POSTS	-10231.00	0.00	0.00	0.00		-10231.00	0.00
		-69927.00	0.00	-57826.00	-57826.00	82.7	-12101.00	-2891.30
		233761.00	0.00	0.00	0.00	-0.1	233761.00	0.00

REQUEST FOR PROGRESS PAYMENT

Subcontractor: HARRIS CONSTRUCTION CO., INC.
 5286 E. HOME AVENUE
 FRESNO, CA. 93727-2103
 Telephone #: 559-251-0301
 Harris Contract #
 Vendor #:

DATE 2/15/2015
 Harris Project Number # 1254
 Project Name: Fresno Chaffee Zoo Africa
 Billing # 14
 Billing Period Ending 2/28/2015

NOTE SPECIAL PROVISIONS

Note: Enter Amounts in Whole Dollars only.
 Fax billings to the jobsite office as required by each project.

Subcontractor Use Only

ORIGINAL CONTRACT:				
PHASE CODE #	DESCRIPTION	ORIGINAL CONTRACT AMOUNT	% COMPLETE TO DATE	ORIGINAL CONTRACT WORK TO DATE
	CONSTRUCTION SERVICES	3,660,937.00	80.1%	\$2,690,515.37
Total of Original Contract GMP		3,660,937.00	73.5%	\$2,690,515.37

CONTRACT CHANGE ORDERS				
PHASE CODE #	DESCRIPTION	APPROVED CHANGE ORDERS TO DATE	% COMPLETE TO DATE	APPROVED CHANGE ORDERS BILLED TO DATE
TOTAL OF CONTRACT CHANGES				
				-0-

PROJECT TOTALS		(Total 73.5%)
Total contract amount to date	⬆ 3,660,937.00	Total billing to date ⬆ \$2,690,515.37
	5% PERCENT)	\$0.00
	SUBTOTAL	⬆ \$2,690,515.37
	LESS PRIOR NET BILLINGS	(\$2,513,769.08)
	TOTAL DUE THIS BILLING	⬆ \$176,746.29

LIST MAJOR SUPPLIERS WHO PROVIDED MATERIALS/SERVICES ON THIS PROJECT		
NAME OF SUPPLIER	CONTACT PERSON	Telephone Number

Harris Use Only

ORIGINAL CONTRACT:		
PERCENTAGE APPROVED	TOTAL PREVIOUS BILLING	CURRENT AMOUNT DUE

CONTRACT CHANGE ORDERS			
FULLY EXECUTED	Percentage Approved	TOTAL PREVIOUS BILLING	CURRENT AMOUNT DUE

PROJECT TOTALS			
	11/		

Compliance Checklist		
Daily Reports	Record Dwgs	
Certified Payroll	Closeout	
Contract	Safety Reports	
Insurance		

Approved	Notes	
Harris Field Approval		
Project Manager / Superintendent		

REQUEST FOR PROGRESS PAYMENT

Subcontractor: HARRIS CONSTRUCTION CO., INC.
 5286 E. HOME AVENUE
 FRESNO, CA. 93727-2103
 Telephone #: 559-251-0301
 Harris Contract #
 Vendor #:

DATE 2/20/2015
 Harris Project Number # **1254**
 Project Name: Fresno Chaffee Zoo Africa
 Billing # 14
 Billing Period Ending 2/25/2015

NOTE SPECIAL PROVISIONS

Note: Enter Amounts in Whole Dollars only.
 Fax billings to the jobsite office as required by each project.

Subcontractor Use Only

ORIGINAL CONTRACT:				
PHASE CODE #	DESCRIPTION	ORIGINAL CONTRACT AMOUNT	% COMPLETE TO DATE	ORIGINAL CONTRACT WORK TO DATE
	DIRECT WORK	\$ 6,728,821.00	86.3%	\$5,807,252.68
Total of Original Contract GMP		\$ 6,728,821.00	86.3%	\$5,807,252.68
CONTRACT CHANGE ORDERS				
PHASE CODE #	DESCRIPTION	APPROVED CHANGE ORDERS TO DATE	% COMPLETE TO DATE	APPROVED CHANGE ORDERS BILLED TO DATE
	*SEE ATTACHED C.O. LIST	\$291,593.00	127.5%	\$370,703.44
TOTAL OF CONTRACT CHANGES		\$291,593.00	127.5%	\$370,703.44
PROJECT TOTALS				
Total contract amount to date		\$7,020,414.00	(Total 88%)	Total billing to date \$6,177,956.12
		5% PERCENT)		(\$308,897.81)
		SUBTOTAL		\$5,869,058.31
		LESS PRIOR NET BILLINGS		(\$5,596,439.13)
		TOTAL DUE THIS BILLING		\$272,619.18
LIST MAJOR SUPPLIERS WHO PROVIDED MATERIALS/SERVICES ON THIS PROJECT				
NAME OF SUPPLIER	CONTACT PERSON	Telephone Number		

Harris Use Only

ORIGINAL CONTRACT:			
PERCENTAGE APPROVED	TOTAL PREVIOUS BILLING	CURRENT AMOUNT DUE	
CONTRACT CHANGE ORDERS			
FULLY EXECUTED	Percentage Approved	TOTAL PREVIOUS BILLING	CURRENT AMOUNT DUE
PROJECT TOTALS			
Compliance Checklist			
Daily Reports	Record Dwgs		
Certified Payroll	Closeout		
Contract	Safety Reports		
Insurance			

Approved Notes

Harris Field Approval		
Project Manager / Superintendent		

REPORT DATE 06MAY15
11:11

MONTHLY EARNINGS REPORT by SUB

AFRICA EXHIBIT INCR 2 & 3

(BILLING PERIOD: 02/01/15 - 02/28/15)

PAGE NO. 41

HREBAR - HARRIS REBAR FRESNO INC.

ACTIVITY ID	ACTIVITY DESCRIPTION	BUDGET AMOUNT	PREVIOUS EARNINGS	EARNINGS THIS PERIOD	TOTAL TO DATE	PCT CMP	REM'G TO COMPLETE	RETENTION
ORIGINAL CONTRACT								
01-1040B	REBAR FOOTINGS (BLDG 1)	16600.00	16600.00	0.00	16600.00	100.0	0.00	830.00
01-1060B	REBAR STEMWALLS (BLDG 1)	10220.00	10220.00	0.00	10220.00	100.0	0.00	511.00
01-1130	REBAR SLAB (BLDG 1)	9300.00	8835.00	0.00	8835.00	95.0	465.00	441.75
01-1240B	REBAR PILASTERS & PLINTHS (BLDG 1)	4050.00	0.00	0.00	0.00		4050.00	0.00
01-1330B	FIREPLACES- REBAR CONC BASES (BLDG 1)	720.00	720.00	0.00	720.00	100.0	0.00	36.00
01-2300B	REBAR DECK FTGS & STEMWALLS (LODGE DECKS)	16060.00	0.00	0.00	0.00		16060.00	0.00
02-1060	REBAR SLAB (BLDG 2)	13196.00	13196.00	0.00	13196.00	100.0	0.00	659.80
03-1070	REBAR SLAB (BLDG 3)	3228.50	3228.50	0.00	3228.50	100.0	0.00	161.43
04-1070	REBAR FTGS, SLAB & CURBS (BLDG 4)	3228.50	3228.50	0.00	3228.50	100.0	0.00	161.43
05-1030B	REBAR FOOTINGS (BLDG 5)	3656.00	3656.00	0.00	3656.00	100.0	0.00	182.80
05-1040B	REBAR COLUMN PEDESTALS (BLDG 5)	664.00	664.00	0.00	664.00	100.0	0.00	33.20
05-1060B	REBAR STEMWALLS (BLDG 5)	1328.00	1328.00	0.00	1328.00	100.0	0.00	66.40
05-1120	REBAR SLAB (BLDG 5)	696.00	696.00	0.00	696.00	100.0	0.00	34.80
05-1410B	REBAR EQPT PADS (BLDG 5)	300.00	300.00	0.00	300.00	100.0	0.00	15.00
10-1040B	REBAR FOOTINGS (BLDG 10)	7000.00	7000.00	0.00	7000.00	100.0	0.00	350.00
10-1060B	REBAR COLUMN PILASTERS (BLDG 10)	2000.00	2000.00	0.00	2000.00	100.0	0.00	100.00
10-1130	REBAR SLAB (BLDG 10)	1000.00	0.00	0.00	0.00		1000.00	0.00
10-1460B	REBAR EQPT PAD (BSMT)	2000.00	0.00	0.00	0.00		2000.00	0.00
10-1840B	REBAR FTGS (APPROACH)	4297.00	4297.00	0.00	4297.00	100.0	0.00	214.85
10-1850B	REBAR PILASTERS (APPROACH)	2000.00	1000.00	0.00	1000.00	50.0	1000.00	50.00
11-1050	REBAR GRADE BEAMS (BLDG 11)	1584.00	1584.00	0.00	1584.00	100.0	0.00	79.20
11-1090B	REBAR CURB ON GRADE BEAM (BLDG 11)	1057.00	1057.00	0.00	1057.00	100.0	0.00	52.85
12-1050B	REBAR FOOTINGS & CURBS (BLDG 12)	3110.00	3110.00	0.00	3110.00	100.0	0.00	155.50
12-1110	REBAR SLAB (BLDG 12)	1866.00	1866.00	0.00	1866.00	100.0	0.00	93.30
12-1300B	REBAR EQPT PAD (BLDG 12)	629.00	0.00	0.00	0.00		629.00	0.00
13-1120	REBAR SLAB (BLDG 13)	2100.00	0.00	0.00	0.00		2100.00	0.00
30-1050	REBAR PIER FOOTINGS (BLDG 30)	100.00	100.00	0.00	100.00	100.0	0.00	5.00
30-1070B	REBAR CMU & BLDG FOOTINGS (BLDG 30)	700.00	700.00	0.00	700.00	100.0	0.00	35.00
30-1130	REBAR SLAB (BLDG 30)	420.00	420.00	0.00	420.00	100.0	0.00	21.00
30-1170B	REBAR EQPT PADS (BLDG 30)	419.00	419.00	0.00	419.00	100.0	0.00	20.95
31-1040B	REBAR FOOTINGS & STEMWALLS (BLDG 31)	13626.00	2725.20	0.00	2725.20	20.0	10900.80	136.26
31-1100	REBAR SLAB (BLDG 31)	3785.00	0.00	0.00	0.00		3785.00	0.00
31-1250B	REBAR EQPT PADS (BLDG 31)	1511.00	0.00	0.00	0.00		1511.00	0.00
32-1040B	REBAR FOOTINGS & STEMWALLS (BLDG 32)	13752.00	13752.00	0.00	13752.00	100.0	0.00	687.60
32-1090	REBAR SLAB (BLDG 32)	5154.00	5154.00	0.00	5154.00	100.0	0.00	257.70
32-1160B	REBAR EQPT PADS (BLDG 32)	3438.00	0.00	0.00	0.00		3438.00	0.00
32-1220B	REBAR RETG WALL FTGS (BLDG 32)	6300.00	6300.00	0.00	6300.00	100.0	0.00	315.00
33-1060B	REBAR FOOTINGS (BLDG 33)	96788.00	96788.00	0.00	96788.00	100.0	0.00	4839.40
33-1090B	REBAR STEMWALLS w/ EMBEDS (BLDG 33)	20124.00	20124.00	0.00	20124.00	100.0	0.00	1006.20
33-1170	REBAR SLAB (BLDG 33)	17062.00	17062.00	0.00	17062.00	100.0	0.00	853.10
33-1222B	REBAR C-I-P INTERIOR WALL (BLDG 33)	26832.00	26832.00	0.00	26832.00	100.0	0.00	1341.60
33-1260	REBAR SLAB (BLDG 33 EAST)	12000.00	12000.00	0.00	12000.00	100.0	0.00	600.00
33-1590B	REBAR EQPT PADS (BLDG 33)	1623.00	0.00	0.00	0.00		1623.00	0.00
34-1040B	REBAR SPREAD FTGS (BLDG 34)	2071.00	2071.00	0.00	2071.00	100.0	0.00	103.55
34-1070B	REBAR PILASTERS (BLDG 34)	3430.00	3430.00	0.00	3430.00	100.0	0.00	171.50
34-1110B	REBAR GRADE BEAMS (BLDG 34)	4116.00	4116.00	0.00	4116.00	100.0	0.00	205.80
34-1180	REBAR SLAB (BLDG 34)	3430.00	3430.00	0.00	3430.00	100.0	0.00	171.50
34-1250B	REBAR RAISED PLATFORMS (BLDG 34)	6860.00	6860.00	0.00	6860.00	100.0	0.00	343.00
34-1460B	REBAR EQPT PADS (BLDG 34)	2058.00	0.00	0.00	0.00		2058.00	0.00
34B-1010B	REBAR MAT SLABS (BLDG 34 BRIDGE)	5630.00	5630.00	0.00	5630.00	100.0	0.00	281.50
34B-1020B	REBAR CONC WALLS (BLDG 34 BRIDGE)	11261.00	11261.00	0.00	11261.00	100.0	0.00	563.05
34B-1080B	REBAR CONC STAIRS & LANDING (BLDG 34 BRIDGE)	3941.00	3941.00	0.00	3941.00	100.0	0.00	197.05
34B-1100B	REBAR CURBS ON PRECAST PLANK (BLDG 34 BRIDGE)	2815.00	0.00	0.00	0.00		2815.00	0.00
40-1070	REBAR SLAB (BLDG 40)	1512.00	1512.00	0.00	1512.00	100.0	0.00	75.60
40-1240B	REBAR EQPT PAD (BLDG 40)	504.00	504.00	0.00	504.00	100.0	0.00	25.20
41-1070	REBAR SLAB (BLDG 41)	927.00	927.00	0.00	927.00	100.0	0.00	46.35
41-1160B	REBAR SLAB ON DECK (BLDG 41)	1077.00	1077.00	0.00	1077.00	100.0	0.00	53.85
41-1180B	REBAR EQPT PAD (BLDG 41)	1077.00	1077.00	0.00	1077.00	100.0	0.00	53.85
50-1040B	REBAR LOWER MAT SLAB (BLDG 50)	800.00	800.00	0.00	800.00	100.0	0.00	40.00
50-1050B	REBAR PUMP SUMP WALLS (BLDG 50)	1500.00	1500.00	0.00	1500.00	100.0	0.00	75.00
50-1070B	REBAR UPPER MAT SLAB (BLDG 50)	800.00	800.00	0.00	800.00	100.0	0.00	40.00
50-1080B	REBAR REM'G SUMP WALLS (BLDG 50)	1500.00	1500.00	0.00	1500.00	100.0	0.00	75.00
50-1110B	REBAR STRUCT SLAB (BLDG 50)	800.00	800.00	0.00	800.00	100.0	0.00	40.00
50-1180	REBAR SLAB (BLDG 50)	655.00	655.00	0.00	655.00	100.0	0.00	32.75
51-1030B	REBAR LOWER MAT SLAB (BLDG 51)	1788.00	1788.00	0.00	1788.00	100.0	0.00	89.40
51-1040B	REBAR PIT WALLS (BLDG 51)	6940.00	6940.00	0.00	6940.00	100.0	0.00	347.00
51-1050B	REBAR UPPER MAT SLAB (BLDG 51)	1788.00	1788.00	0.00	1788.00	100.0	0.00	89.40
51-1060B	REBAR EQPT PADS (BLDG 51)	596.00	0.00	0.00	0.00		596.00	0.00
51-1070B	REBAR REM'G PIT WALLS (BLDG 51)	4960.00	4960.00	0.00	4960.00	100.0	0.00	248.00
51-1100B	REBAR STRUCT SLAB (BLDG 51)	2103.00	2103.00	0.00	2103.00	100.0	0.00	105.15

REPORT DATE 06MAY15
11:11

MONTHLY EARNINGS REPORT by SUB

AFRICA EXHIBIT INCR 2 & 3

(BILLING PERIOD: 02/01/15 - 02/28/15)

PAGE NO. 42

HREBAR - HARRIS REBAR FRESNO INC.

ACTIVITY ID	ACTIVITY DESCRIPTION	BUDGET AMOUNT	PREVIOUS EARNINGS	EARNINGS THIS PERIOD	TOTAL TO DATE	PCT CMP	REM'G TO COMPLETE	RETENTION
ORIGINAL CONTRACT								
52-1030B	REBAR CHAMBER & SUMP MAT SLABS (BLDG 52)	33600.00	33600.00	0.00	33600.00	100.0	0.00	1680.00
52-1040B	REBAR CHAMBER & SUMP WALLS (BLDG 52)	47776.00	47776.00	0.00	47776.00	100.0	0.00	2388.80
52-1060B	REBAR WALL FTGS- LINE 3 to 4 (BLDG 52)	21249.00	21249.00	0.00	21249.00	100.0	0.00	1062.45
52-1080B	REBAR WALLS- LINE 3 to 4 (BLDG 52)	35415.00	35415.00	0.00	35415.00	100.0	0.00	1770.75
52-1090B	REBAR CHAMBER & SUMP LIDS (BLDG 52)	23610.00	23610.00	0.00	23610.00	100.0	0.00	1180.50
52-1170	REBAR SLAB (BLDG 52) LVL 100	7083.00	7083.00	0.00	7083.00	100.0	0.00	354.15
52-1190B	REBAR STAIRS ON GRADE (BLDG 52)	7100.00	7100.00	0.00	7100.00	100.0	0.00	355.00
52-1210B	REBAR EQPT PADS (BLDG 52)	580.00	0.00	0.00	0.00		580.00	0.00
SF1-1010B	REBAR RETG WALL FTGS (ENTRY SIGN)	636.00	636.00	0.00	636.00	100.0	0.00	31.80
SF1-1020B	REBAR CURVED RETG WALL (ENTRY SIGN)	5600.00	5600.00	0.00	5600.00	100.0	0.00	280.00
SF1-1140B	REBAR CONC SEAT WALLS (BOA ENTRY)	3300.00	3300.00	0.00	3300.00	100.0	0.00	165.00
SF2-1030B	REBAR LOWER SLAB (MAHALI POOL)	9607.00	9607.00	0.00	9607.00	100.0	0.00	480.35
SF2-1040B	REBAR LOWER CONC WALLS (MAHALI POOL)	4804.00	4804.00	0.00	4804.00	100.0	0.00	240.20
SF2-1080B	REBAR UPPER SLABS (MAHALI POOL)	9607.00	9607.00	0.00	9607.00	100.0	0.00	480.35
SF2-1090B	REBAR UPPER CONC WALLS (MAHALI POOL)	4804.00	4804.00	0.00	4804.00	100.0	0.00	240.20
SF2-1140B	REBAR CMU RETG WALL FTG (MAHALI POOL)	3100.00	3100.00	0.00	3100.00	100.0	0.00	155.00
SF2-1170B	AGAMA HOLDING ROCK- REBAR FTG	222.00	222.00	0.00	222.00	100.0	0.00	11.10
SF2-1250B	AGAMA EXHIBIT- REBAR VISITOR RAIL FTGS	800.00	800.00	0.00	800.00	100.0	0.00	40.00
SF2-1280B	REBAR CMU SEAT WALL FTG (LODGE)	840.00	0.00	0.00	0.00		840.00	0.00
SF3-1010B	REBAR CMU SEAT WALL FTG (LION EXHIBIT)	840.00	0.00	0.00	0.00		840.00	0.00
SF3-1070B	REBAR CMU FTG @ MOAT (LION EXHIBIT)	1680.00	0.00	0.00	0.00		1680.00	0.00
SF3-1300B	REBAR FTGS (MEERKAT AREA)	1400.00	1400.00	0.00	1400.00	100.0	0.00	70.00
SF3-1310B	REBAR RETG & SEAT WALLS (MEERKAT AREA)	2246.00	2246.00	0.00	2246.00	100.0	0.00	112.30
SF3-1340B	REBAR EXHIBIT SUB-SLAB (MEERKAT AREA)	560.00	560.00	0.00	560.00	100.0	0.00	28.00
SF4-1030B	OSTRICH NEST- REBAR CURBS (ZONE 4)	1200.00	0.00	0.00	0.00		1200.00	0.00
SF5-1030B	REBAR LOWER SLAB (DBL MOAT POOL)	57328.00	57328.00	0.00	57328.00	100.0	0.00	2866.40
SF5-1040B	REBAR LOWER CONC WALLS (DBL MOAT POOL)	14330.00	14330.00	0.00	14330.00	100.0	0.00	716.50
SF5-1080B	REBAR UPPER SLABS (DBL MOAT POOL)	34740.00	34740.00	0.00	34740.00	100.0	0.00	1737.00
SF5-1090B	REBAR UPPER CONC WALLS (DBL MOAT POOL)	11572.00	11572.00	0.00	11572.00	100.0	0.00	578.60
SF5-1130B	REBAR RETG WALL FTGS (KOPJE TOP)	6296.00	6296.00	0.00	6296.00	100.0	0.00	314.80
SF5-1140B	REBAR RETG WALLS (KOPJE TOP)	11018.00	11018.00	0.00	11018.00	100.0	0.00	550.90
SF5-1170B	REBAR STAIR FTGS (KOPJE TOP)	788.00	788.00	0.00	788.00	100.0	0.00	39.40
SF5-1180B	REBAR STAIRS & LANDINGS (KOPJE TOP)	510.00	510.00	0.00	510.00	100.0	0.00	25.50
SF6-1030B	REBAR MAT SLAB (ELEPHANT POOL)	29925.00	29925.00	0.00	29925.00	100.0	0.00	1496.25
SF6-1040B	F/R/P CONC WALLS (ELEPHANT POOL)	17270.00	17270.00	0.00	17270.00	100.0	0.00	863.50
SF6-1050B	REBAR SKIMMERS (ELEPHANT POOL)	675.00	675.00	0.00	675.00	100.0	0.00	33.75
SF6-1110B	REBAR CMU RETG WALL FTG (ELEPHANT POOL)	5509.00	5509.00	0.00	5509.00	100.0	0.00	275.45
SF6-1140B	REBAR CMU SEAT WALL FTGS (SO. RESTROOM)	7870.00	0.00	0.00	0.00		7870.00	0.00
SF6-1180B	REBAR DRINKING FOUNTAIN FOOTING (ZONE 6)	990.00	0.00	0.00	0.00		990.00	0.00
SF6-1210B	REBAR LOG BENCH FOOTINGS (ZONE 6)	787.00	0.00	0.00	0.00		787.00	0.00
SF6-1240B	REBAR CURBS (SAVANNA #2 WALLOW)	1580.00	0.00	0.00	0.00		1580.00	0.00
SF8-1010B	REBAR SKIMMER (ELEPHANT FALLS)	2344.00	0.00	0.00	0.00		2344.00	0.00
SF8-1030B	REBAR COLUMN & WALL FTGS (ELEPHANT FALLS)	3100.00	3100.00	0.00	3100.00	100.0	0.00	155.00
SF8-1040B	REBAR CONC COLUMNS & WALLS (N & S TUNNELS)	15740.00	15740.00	0.00	15740.00	100.0	0.00	787.00
SF8-1080B	REBAR STRUCT SLAB & BMS (N & S TUNNELS)	7870.00	7870.00	0.00	7870.00	100.0	0.00	393.50
SF8-1150B	REBAR LOG BENCH FOOTINGS (ZONE 8)	757.00	0.00	0.00	0.00		757.00	0.00
SF8-1160B	REBAR CMU RETG WALL FTG (ELEPHANT FALLS)	1574.00	1574.00	0.00	1574.00	100.0	0.00	78.70
SRV-1020B	REBAR FTGS (NORTH DUMPSTER)	3287.00	3287.00	0.00	3287.00	100.0	0.00	164.35
SRV-1090B	REBAR FTGS (SOUTH DUMPSTER)	3287.00	3287.00	0.00	3287.00	100.0	0.00	164.35
SF10-1020B	REBAR CURBS FOR WALLOWS (SAVANNA #1)	960.00	0.00	0.00	0.00		960.00	0.00
		878229.00	803770.20	0.00	803770.20	91.5	74458.80	40188.51

REPORT DATE 06MAY15
11:11

MONTHLY EARNINGS REPORT by SUB

AFRICA EXHIBIT INCR 2 & 3

(BILLING PERIOD: 02/01/15 - 02/28/15)

PAGE NO. 43

HREBAR - HARRIS REBAR FRESNO INC.

ACTIVITY ID	ACTIVITY DESCRIPTION	BUDGET AMOUNT	PREVIOUS EARNINGS	EARNINGS THIS PERIOD	TOTAL TO DATE	PCT CMP	REM'G TO COMPLETE	RETENTION
CHANGE ORDERS								
PCO-030.2	PCO 030.2- CONFORMED & CITY PERMIT DWG CHANGES	3097.00	3097.00	0.00	3097.00	100.0	0.00	154.85
PCO-059	PCO 059- RADIANT FLOOR & STORAGE ROOM	2546.00	2546.00	0.00	2546.00	100.0	0.00	127.30
PCO-146	PCO 146- GIRAFFE RHINO CHG BOLLARDS TO CMU WALL	14706.00	14706.00	0.00	14706.00	100.0	0.00	735.30
PCO-183	PCO 183- IBA- DEADMAN BRACING @ ELEPHANT HOLDING	1856.00	1856.00	0.00	1856.00	100.0	0.00	92.80
PCO-189	PCO 189- ELEPHANT HOLDING, VERTICAL BAR @ B LINE	1939.00	1939.00	0.00	1939.00	100.0	0.00	96.95
PCO-207	PCO 207- LION BRIDGE REBAR LAYOUT	802.00	802.00	0.00	802.00	100.0	0.00	40.10
PCO-247	PCO 247- LSS ELEPHANT- CONCRETE PENETRATION	674.00	674.00	0.00	674.00	100.0	0.00	33.70
PCO-271	PCO 271- IBA- RHINO BLDG GRADE BEAM HT CORRECTN	511.00	511.00	0.00	511.00	100.0	0.00	25.55
PCO-282	PCO 282- IBA-RETAINING WALLS @ SHOTCRETE BOULDRS	7883.00	7883.00	0.00	7883.00	100.0	0.00	394.15
PCO-286	PCO 286- LODGE THICKENED SLAB DETAIL	800.00	800.00	0.00	800.00	100.0	0.00	40.00
PCO-289	PCO 289- CHEETAH VIEWING REVISIONS	1297.00	0.00	1297.00	1297.00	100.0	0.00	64.85
PCO-295	PCO 295- IBA- CHEETAH VIEWING-LONGER TIES @ COL	411.00	0.00	411.00	411.00	100.0	0.00	20.55
PCO-303	PCO 303- KOPJE TOP REBAR @ RET'G WALLS	7303.00	0.00	0.00	0.00		7303.00	0.00
		43825.00	34814.00	1708.00	36522.00	83.3	7303.00	1826.10
		922054.00	838584.20	1708.00	840292.20	91.1	81761.80	42014.61

REQUEST FOR PROGRESS PAYMENT

Subcontractor: HARRIS REBAR
 1384 N. Jackson Avenue
 FRESNO, CA. 93703
 Telephone # 559-251-7363
 Harris Contract # 125416
 Vendor #: 3776

DATE 2/20/2015
 Harris Project Number # 1254
 Project Name: Fresno Chaffee Zoo Africa
 Billing # 12
 Billing Period Ending 2/28/2015

NOTE SPECIAL PROVISIONS

Note: Enter Amounts in Whole Dollars only.
 Fax billings to the jobsite office as required by each project.

Subcontractor Use Only

Harris Use Only

ORIGINAL CONTRACT:				
PHASE CODE #	DESCRIPTION	ORIGINAL CONTRACT AMOUNT	% COMPLETE TO DATE	ORIGINAL CONTRACT WORK TO DATE
00-03-0200 S	REINFORCING STEEL	878,229.00	91.5%	\$803,770.20
Total of Original Contract GMP		878,229.00	91.5%	\$803,770.20

ORIGINAL CONTRACT:		
PERCENTAGE APPROVED	TOTAL PREVIOUS BILLING	CURRENT AMOUNT DUE

CONTRACT CHANGE ORDERS				
PHASE CODE #	DESCRIPTION	APPROVED CHANGE ORDERS TO DATE	% COMPLETE TO DATE	APPROVED CHANGE ORDERS BILLED TO DATE
Total Change Orders to Date		\$43,825.00	83.3%	\$36,522.00
*** See attached for detailed list				
TOTAL OF CONTRACT CHANGES		\$43,825.00	83.3%	\$36,522.00

CONTRACT CHANGE ORDERS			
FULLY EXECUTED	Percentage Approved	TOTAL PREVIOUS BILLING	CURRENT AMOUNT DUE

PROJECT TOTALS		(Total 91.1%)	
Total contract amount to date	⬆ \$922,054.00	Total Billing to date	⬆ \$840,292.20
Retention 5% PERCENT)		SUBTOTAL	⬆ \$798,277.59
LESS PRIOR NET BILLINGS		TOTAL DUE THIS BILLING	⬆ \$1,622.60

PROJECT TOTALS		

LIST MAJOR SUPPLIERS WHO PROVIDED MATERIALS/SERVICES ON THIS PROJECT		
NAME OF SUPPLIER	CONTACT PERSON	Telephone Number

Compliance Checklist		
Daily Reports	Record Dwgs	
Certified Payroll	Closeout	
Contract	Safety Reports	
Insurance		

Approved	Notes	
Harris Field Approval		
Project Manager / Superintendent		

12/

REPORT DATE 06MAY15
11:11

MONTHLY EARNINGS REPORT by SUB

AFRICA EXHIBIT INCR 2 & 3

(BILLING PERIOD: 02/01/15 - 02/28/15)

PAGE NO. 44

IBA - INGLES-BRAUN & ASSOCIATES

ACTIVITY ID	ACTIVITY DESCRIPTION	BUDGET AMOUNT	PREVIOUS EARNINGS	EARNINGS THIS PERIOD	TOTAL TO DATE	PCT CMP	REM'G TO COMPLETE	RETENTION
ORIGINAL CONTRACT								
GC-1190	SURVEYING (40 HR ALLOWANCE)	6600.00	6600.00	0.00	6600.00	100.0	0.00	330.00
EW-1180	STAKE SITE EARTHWORK & PONDING BASIN	8555.00	8555.00	0.00	8555.00	100.0	0.00	427.75
EW-1230	STAKE LODGE GRIDLINES & BLDG CORNERS	3422.00	3422.00	0.00	3422.00	100.0	0.00	171.10
EW-1250	STAKE LION HOLDING, RETAIL HUT, CHEETAH HOLDING	3422.00	3422.00	0.00	3422.00	100.0	0.00	171.10
EW-1292	STAKE SITE GAS	3422.00	3422.00	0.00	3422.00	100.0	0.00	171.10
EW-1294	STAKE STORM DRAIN	3422.00	3422.00	0.00	3422.00	100.0	0.00	171.10
EW-1302	STAKE SEWER & WATER	8555.00	8555.00	0.00	8555.00	100.0	0.00	427.75
EW-1312	STAKE SITE U/G ELECTRICAL	8555.00	8555.00	0.00	8555.00	100.0	0.00	427.75
EW-1330	STAKE WALLS & FENCES	8555.00	6844.00	856.00	7700.00	90.0	855.00	385.00
EW-1340	STAKE WALKWAYS, MOWSTRIPS & PLANTERS	8555.00	4705.25	0.00	4705.25	55.0	3849.75	235.26
EW-1350	STAKE SHOTCRETE	8555.00	7870.60	0.00	7870.60	92.0	684.40	393.53
EW-1360	STAKE SITE LIGHTING	8555.00	3422.00	0.00	3422.00	40.0	5133.00	171.10
EW-1370	STAKE LIFE SUPPORT SYSTEMS	8555.00	8555.00	0.00	8555.00	100.0	0.00	427.75
EW-1380	STAKE IRRIGATION SLEEVES	8555.00	5133.00	3422.00	8555.00	100.0	0.00	427.75
01-1000	STAKE BLDG CORNERS (BLDG 1)	1711.00	1711.00	0.00	1711.00	100.0	0.00	85.55
02-1000	STAKE BLDG CORNERS (BLDG 2)	1711.00	1711.00	0.00	1711.00	100.0	0.00	85.55
03-1000	STAKE BLDG CORNERS (BLDG 3)	1711.00	1711.00	0.00	1711.00	100.0	0.00	85.55
04-1000	STAKE BLDG CORNERS (BLDG 4)	1711.00	1711.00	0.00	1711.00	100.0	0.00	85.55
05-1000	STAKE BLDG CORNERS (BLDG 5)	1711.00	1711.00	0.00	1711.00	100.0	0.00	85.55
10-1000	STAKE BLDG CORNERS (BLDG 10)	1711.00	1711.00	0.00	1711.00	100.0	0.00	85.55
13-1000	STAKE CORNERS (BLDG 13)	1711.00	1711.00	0.00	1711.00	100.0	0.00	85.55
30-1000	STAKE BLDG CORNERS (BLDG 30)	1711.00	1711.00	0.00	1711.00	100.0	0.00	85.55
31-1000	STAKE BLDG CORNERS (BLDG 31)	1691.00	1691.00	0.00	1691.00	100.0	0.00	84.55
32-1000	STAKE BLDG CORNERS (BLDG 32)	1711.00	1711.00	0.00	1711.00	100.0	0.00	85.55
33-1000	STAKE BLDG CORNERS (BLDG 33)	1711.00	1711.00	0.00	1711.00	100.0	0.00	85.55
34-1000	STAKE BLDG CORNERS (BLDG 34)	1711.00	1711.00	0.00	1711.00	100.0	0.00	85.55
40-1000	STAKE BLDG CORNERS (BLDG 40)	1711.00	1711.00	0.00	1711.00	100.0	0.00	85.55
41-1000	STAKE BLDG CORNERS (BLDG 41)	1711.00	1711.00	0.00	1711.00	100.0	0.00	85.55
50-1000	STAKE BLDG CORNERS (BLDG 50)	1711.00	1711.00	0.00	1711.00	100.0	0.00	85.55
51-1000	STAKE BLDG CORNERS (BLDG 51)	1711.00	1711.00	0.00	1711.00	100.0	0.00	85.55
52-1000	STAKE BLDG CORNERS (BLDG 52)	1711.00	1711.00	0.00	1711.00	100.0	0.00	85.55
		126350.00	111549.85	4278.00	115827.85	91.7	10522.15	5791.39
CHANGE ORDERS								
PCO-041	PCO 041- INCR 3 GAS LINE SIZE CHANGE	550.00	550.00	0.00	550.00	100.0	0.00	27.50
PCO-084.1	PCO 084.001-IRRIGATION BOOSTER PUMP & ELECTRICAL	570.00	570.00	0.00	570.00	100.0	0.00	28.50
PCO-094	PCO 094- IBA- STAKE TEMP POWER POLES	357.00	357.00	0.00	357.00	100.0	0.00	17.85
PCO-110	PCO 110- CHANGE GRADES @ BOA ENTRY	570.00	570.00	0.00	570.00	100.0	0.00	28.50
PCO-136.1	PCO 136.001-ASI 9 PART 2-ELEPH WATRNG HOLE/MOAT	440.00	440.00	0.00	440.00	100.0	0.00	22.00
		2487.00	2487.00	0.00	2487.00	100.0	0.00	124.35
		128837.00	114036.85	4278.00	118314.85	91.8	10522.15	5915.74

REQUEST FOR PROGRESS PAYMENT

Subcontractor: IBA CIVIL ENGINEERING & LAND
 5499 E. HEDGES
 FRESNO, CA. 93727
 Telephone # 559-291-0427
 Harris Contract # 125407
 Vendor #: 3650

DATE 2/20/2015
 Harris Project Number # 1254
 Project Name: Fresno Chaffee Zoo Africa
 Billing # 14
 Billing Period Ending 2/28/2015

NOTE SPECIAL PROVISIONS

Note: Enter Amounts in Whole Dollars only.
 Fax billings to the jobsite office as required by each project.

Subcontractor Use Only

ORIGINAL CONTRACT:				
PHASE CODE #	DESCRIPTION	ORIGINAL CONTRACT AMOUNT	% COMPLETE TO DATE	ORIGINAL CONTRACT WORK TO DATE
00-02-0050 S	SURVEYING	126,350.00	91.7%	\$115,827.85
Total of Original Contract GMP		126,350.00	91.7%	\$115,827.85

CONTRACT CHANGE ORDERS

PHASE CODE #	DESCRIPTION	APPROVED CHANGE ORDERS TO DATE	% COMPLETE TO DATE	APPROVED CHANGE ORDERS BILLED TO DATE
	PCO-041	550.00	100%	550.00
	PCO-110	570.00	100%	570.00
	PCO-094	357.00	100%	357.00
	PCO-136.1	440.00	100%	440.00
	PCO-084.1	570.00	100%	570.00
TOTAL OF CONTRACT CHANGES		\$2,487.00	100%	\$2,487.00

PROJECT TOTALS

	(Total 91.8%)
Total contract amount to date ↑ \$128,837.00	Total billing to date ↑ \$118,314.85
Retention 5% PERCENT)	(\$5,915.74)
SUBTOTAL	↑ \$112,399.11
LESS PRIOR NET BILLINGS	(\$108,335.01)
TOTAL DUE THIS BILLING	↑ \$4,064.10

LIST MAJOR SUPPLIERS WHO PROVIDED MATERIALS/SERVICES ON THIS PROJECT

NAME OF SUPPLIER	CONTACT PERSON	Telephone Number

Approved Notes

Harris Field Approval		
Project Manager / Superintendent		

Harris Use Only

ORIGINAL CONTRACT:		
PERCENTAGE APPROVED	TOTAL PREVIOUS BILLING	CURRENT AMOUNT DUE

CONTRACT CHANGE ORDERS

FULLY EXECUTED	Percentage Approved	TOTAL PREVIOUS BILLING	CURRENT AMOUNT DUE

PROJECT TOTALS

Compliance Checklist

Daily Reports	Record Dwgs
Certified Payroll	Closeout
Contract	Safety Reports
Insurance	

12/

REPORT DATE 06MAY15
11:11

MONTHLY EARNINGS REPORT by SUB

AFRICA EXHIBIT INCR 2 & 3

(BILLING PERIOD: 02/01/15 - 02/28/15)

PAGE NO. 45

JERICO - JERICO FIRE PROTECTION

ACTIVITY ID	ACTIVITY DESCRIPTION	BUDGET AMOUNT	PREVIOUS EARNINGS	EARNINGS THIS PERIOD	TOTAL TO DATE	PCT CMP	REM'G TO COMPLETE	RETENTION
ORIGINAL CONTRACT								
01-1430	R.I. FIRE SPRINKLERS (BLDG 1)	15735.00	0.00	0.00	0.00		15735.00	0.00
01-1620	FINISH FIRE SPRINKLERS (BLDG 1)	2348.00	0.00	0.00	0.00		2348.00	0.00
31-1302	R.I. FIRE SPRINKLERS (BLDG 31)	10775.00	0.00	0.00	0.00		10775.00	0.00
31-1372	FINISH FIRE SPRINKLERS (BLDG 31)	1565.00	0.00	0.00	0.00		1565.00	0.00
33-1362	R.I. FIRE SPRINKLERS (BLDG 33)	9245.00	0.00	0.00	0.00		9245.00	0.00
33-1452	FINISH FIRE SPRINKLERS (BLDG 33)	1565.00	0.00	0.00	0.00		1565.00	0.00
210001-01A	SUBMIT FIRE PROTECTION SYSTEM	9797.00	9797.00	0.00	9797.00	100.0	0.00	489.85
210001-01C	FAB/DEL FIRE PROTECTION SYSTEM	48870.00	24435.00	0.00	24435.00	50.0	24435.00	1221.75
		99900.00	34232.00	0.00	34232.00	34.3	65668.00	1711.60
CHANGE ORDERS								
PCO-059	PCO 059- RADIANT FLOOR & STORAGE ROOM	986.00	0.00	0.00	0.00		986.00	0.00
PCO-376.1	PCO 376.1- FIRE PROTECTION DESIGN CHANGES	29005.00	0.00	0.00	0.00		29005.00	0.00
		29991.00	0.00	0.00	0.00		29991.00	0.00
		129891.00	34232.00	0.00	34232.00	26.4	95659.00	1711.60

REPORT DATE 06MAY15
11:11

MONTHLY EARNINGS REPORT by SUB

AFRICA EXHIBIT INCR 2 & 3

(BILLING PERIOD: 02/01/15 - 02/28/15)

PAGE NO. 46

JORGEN - JORGENSEN CO.

ACTIVITY ID	ACTIVITY DESCRIPTION	BUDGET AMOUNT	PREVIOUS EARNINGS	EARNINGS THIS PERIOD	TOTAL TO DATE	PCT CMP	REM'G TO COMPLETE	RETENTION
ORIGINAL CONTRACT								
104400-01C	FAB/DEL FIRE PROTECTION SPECIALTIES	1004.00	0.00	0.00	0.00		1004.00	0.00
		1004.00	0.00	0.00	0.00		1004.00	0.00
		1004.00	0.00	0.00	0.00		1004.00	0.00

REPORT DATE 06MAY15
11:11

MONTHLY EARNINGS REPORT by SUB

AFRICA EXHIBIT INCR 2 & 3

(BILLING PERIOD: 02/01/15 - 02/28/15)

PAGE NO. 47

KARSYN - KARSYN CONSTRUCTION

ACTIVITY ID	ACTIVITY DESCRIPTION	BUDGET AMOUNT	PREVIOUS EARNINGS	EARNINGS THIS PERIOD	TOTAL TO DATE	PCT CMP	REM'G TO COMPLETE	RETENTION
ORIGINAL CONTRACT								
01-1160	SHEAR WALL FRAMING / PLYWOOD (BLDG 1)	190000.00	180500.00	0.00	180500.00	95.0	9500.00	9025.00
01-1270	WALL FRAMING & FURRING (BLDG 1)	75000.00	52500.00	3750.00	56250.00	75.0	18750.00	2812.50
01-1390	FIREPLACES- METAL STUD FRAMING/FURRING (BLDG 1)	25000.00	0.00	0.00	0.00		25000.00	0.00
01-1830	EXTERIOR LATH (BLDG 1)	60000.00	0.00	3000.00	3000.00	5.0	57000.00	150.00
01-1840	EXTERIOR PLASTER (BLDG 1)	70000.00	0.00	0.00	0.00		70000.00	0.00
01-1990	HANG GYPBOARD / TAPE & FINISH (BLDG 1)	60000.00	0.00	0.00	0.00		60000.00	0.00
01-2000	INTERIOR PLASTER/STUCCO (BLDG 1)	100000.00	0.00	0.00	0.00		100000.00	0.00
02-1090	SHEAR WALL FRAMING (BLDG 2)	22000.00	22000.00	0.00	22000.00	100.0	0.00	1100.00
02-1110	EXTERIOR LATH (BLDG 2)	10000.00	10000.00	0.00	10000.00	100.0	0.00	500.00
02-1240	HANG GYPBOARD / TAPE & FINISH (BLDG 2)	2000.00	2000.00	0.00	2000.00	100.0	0.00	100.00
02-1270	PLASTER (BLDG 2)	4500.00	4500.00	0.00	4500.00	100.0	0.00	225.00
03-1100	SHEAR WALL FRAMING (BLDG 3)	25000.00	25000.00	0.00	25000.00	100.0	0.00	1250.00
03-1120	ROOF FRAMING (BLDG 3)	15000.00	15000.00	0.00	15000.00	100.0	0.00	750.00
03-1130	ERECT SCAFFOLD (BLDG 3)	25000.00	25000.00	0.00	25000.00	100.0	0.00	1250.00
03-1150	EXTERIOR LATH (BLDG 3)	15000.00	15000.00	0.00	15000.00	100.0	0.00	750.00
03-1340	HANG GYPBOARD / TAPE & FINISH (BLDG 3)	4500.00	4500.00	0.00	4500.00	100.0	0.00	225.00
03-1350	EXTERIOR PLASTER (BLDG 3)	3500.00	3500.00	0.00	3500.00	100.0	0.00	175.00
03-1390	REMOVE SCAFFOLD (BLDG 3)	2000.00	2000.00	0.00	2000.00	100.0	0.00	100.00
04-1100	SHEAR WALL FRAMING (BLDG 4)	25000.00	25000.00	0.00	25000.00	100.0	0.00	1250.00
04-1120	ROOF FRAMING (BLDG 4)	15000.00	15000.00	0.00	15000.00	100.0	0.00	750.00
04-1130	ERECT SCAFFOLD (BLDG 4)	25000.00	25000.00	0.00	25000.00	100.0	0.00	1250.00
04-1150	EXTERIOR LATH (BLDG 4)	15000.00	15000.00	0.00	15000.00	100.0	0.00	750.00
04-1340	HANG GYPBOARD / TAPE & FINISH (BLDG 4)	4500.00	4500.00	0.00	4500.00	100.0	0.00	225.00
04-1350	EXTERIOR PLASTER (BLDG 4)	3500.00	3500.00	0.00	3500.00	100.0	0.00	175.00
04-1390	REMOVE SCAFFOLD (BLDG 4)	2000.00	2000.00	0.00	2000.00	100.0	0.00	100.00
05-1160	SHEAR WALL FRAMING (BLDG 5)	5500.00	5500.00	0.00	5500.00	100.0	0.00	275.00
05-1190	ERECT SCAFFOLD (BLDG 5)	15000.00	15000.00	0.00	15000.00	100.0	0.00	750.00
05-1200	EXTERIOR LATH (BLDG 5)	5000.00	5000.00	0.00	5000.00	100.0	0.00	250.00
05-1360	HANG GYPBOARD / TAPE & FINISH (BLDG 5)	3500.00	3500.00	0.00	3500.00	100.0	0.00	175.00
05-1370	EXTERIOR PLASTER (BLDG 5)	6500.00	6500.00	0.00	6500.00	100.0	0.00	325.00
05-1380	REMOVE SCAFFOLD (BLDG 5)	2000.00	2000.00	0.00	2000.00	100.0	0.00	100.00
10-1260	METAL STUD FRAMING (BSMT CORR 05)	4500.00	4500.00	0.00	4500.00	100.0	0.00	225.00
10-1430	HANG GYPBOARD / TAPE & FINISH (BSMT)	3000.00	0.00	600.00	600.00	20.0	2400.00	30.00
10-1590	FRAME HALF WALLS @ CONCESSION (MAIN LVL)	1000.00	0.00	500.00	500.00	50.0	500.00	25.00
10-1660	HANG GYPBOARD/TAPE & FINISH (MAIN LVL)	2000.00	0.00	0.00	0.00		2000.00	0.00
12-1210	METAL STUD FRAMING (BLDG 12)	1500.00	0.00	0.00	0.00		1500.00	0.00
12-1450	HANG GYPBOARD / TAPE & FINISH (BLDG 12)	1500.00	0.00	0.00	0.00		1500.00	0.00
33-1320	METAL STUD FRAMING (BLDG 33)	60000.00	60000.00	0.00	60000.00	100.0	0.00	3000.00
33-1620	HANG GYPBOARD / TAPE & FINISH (BLDG 33)	20000.00	9000.00	0.00	9000.00	45.0	11000.00	450.00
34-1280	INT METAL STUD FRAMING (BLDG 34)	20000.00	20000.00	0.00	20000.00	100.0	0.00	1000.00
34-1360	HANG GYPBOARD / TAPE & FINISH (BLDG 34)	1500.00	1500.00	0.00	1500.00	100.0	0.00	75.00
054000-01C	FAB/DEL COLD-FORMED METAL FRAMING	100000.00	100000.00	0.00	100000.00	100.0	0.00	5000.00
072500-01C	FAB/DEL WEATHER BARRIERS	33850.00	32157.50	1692.50	33850.00	100.0	0.00	1692.50
092116-01D	FAB/DEL INT GYPSUM WALLBOARD/PLYWOOD	60000.00	21000.00	0.00	21000.00	35.0	39000.00	1050.00
092236-01C	FAB/DEL METAL LATH	17000.00	17000.00	0.00	17000.00	100.0	0.00	850.00
092400-01C	FAB/DEL PORTLAND CEMENT PLASTER	50000.00	15000.00	0.00	15000.00	30.0	35000.00	750.00
		1211850.00	769157.50	9542.50	778700.00	64.3	433150.00	38935.00

CHANGE ORDERS

PCO-030.2	PCO 030.2- CONFORMED & CITY PERMIT DWG CHANGES	47020.00	39899.65	1510.47	41410.12	88.1	5609.88	2070.51
PCO-059	PCO 059- RADIANT FLOOR & STORAGE ROOM	2945.00	0.00	0.00	0.00		2945.00	0.00
PCO-204	PCO 204- IBA- ROOF SHEATHING @ N & S RESTROOMS	3670.00	3670.00	0.00	3670.00	100.0	0.00	183.50
PCO-212	PCO 212- IBA- LODGE-RELOCATE BASE TRACK	1168.00	1168.00	0.00	1168.00	100.0	0.00	58.40
PCO-220	PCO 220- WOOD HDR TO MTL STUD WALL CONNECTION	400.00	400.00	0.00	400.00	100.0	0.00	20.00
PCO-226	PCO 226- SOLATUBE SKYLIGHT EXTENSION	5591.00	0.00	1397.75	1397.75	25.0	4193.25	69.89
PCO-237	PCO 237- IBA- RELOCATE SCAFFOLD @ RETAIL HUT	1501.00	1501.00	0.00	1501.00	100.0	0.00	75.05
PCO-358	PCO 358- LION HOLDING- FURRED WALL @ FOOD PREP	1059.00	0.00	0.00	0.00		1059.00	0.00

REPORT DATE 06MAY15
11:11

MONTHLY EARNINGS REPORT by SUB

AFRICA EXHIBIT INCR 2 & 3

(BILLING PERIOD: 02/01/15 - 02/28/15)

PAGE NO. 48

KARSYN - KARSYN CONSTRUCTION

ACTIVITY ID	ACTIVITY DESCRIPTION	BUDGET AMOUNT	PREVIOUS EARNINGS	EARNINGS THIS PERIOD	TOTAL TO DATE	PCT CMP	REM'G TO COMPLETE	RETENTION
CHANGE ORDERS								
		63354.00	46638.65	2908.22	49546.87	78.2	13807.13	2477.34
		1275204.00	815796.15	12450.72	828246.87	65.0	446957.13	41412.34

REQUEST FOR PROGRESS PAYMENT

Subcontractor: Karsyn Construction, Inc.
 2740 N. Sunnyside Ave.
 FRESNO, CA. 93727

Telephone # 559-271,2900
 Harris Contract # 125413
 Vendor #: 3889

DATE 2/20/2015
 Harris Project Number # 1254
 Project Name: Fresno Chaffee Zoo Africa
 Billing # 10
 Billing Period Ending 2/28/2015

NOTE SPECIAL PROVISIONS

Note: Enter Amounts in Whole Dollars only.
 Fax billings to the jobsite office as required by each project.

Subcontractor Use Only

ORIGINAL CONTRACT:				
PHASE CODE #	DESCRIPTION	ORIGINAL CONTRACT AMOUNT	% COMPLETE TO DATE	ORIGINAL CONTRACT WORK TO DATE
09-0010-S	Lath and Plaster	1,211,850.00	64.3%	\$778,700.00
Total of Original Contract GMP		1,211,850.00	64.3%	\$778,700.00

CONTRACT CHANGE ORDERS				
PHASE CODE #	DESCRIPTION	APPROVED CHANGE ORDERS TO DATE	% COMPLETE TO DATE	APPROVED CHANGE ORDERS BILLED TO DATE
SCO 1	PCO-204	3,670.00	100%	3,670.00
SCO 3	PCO-220	400.00	100%	400.00
SCO 5	pco-30.2	47,020.00	88.1%	41,410.12
SCO 6	PCO-59	2,945.00	0%	
SCO 2	PCO-212	1,168.00	100%	1,168.00
SCO 4	PCO-237	1,501.00	100%	1,501.00
SCO 7	PCO-226	5,591.00	25%	1,397.75
SCO 8	PCO-359	1,059.00		
TOTAL OF CONTRACT CHANGES		⬇ \$63,354.00	78.2%	⬇ \$49,546.87

PROJECT TOTALS		(Total 65%)
Total contract amount to date	⬇ \$1,275,204.00	Total billing to date ⬇ \$828,246.87
Retention 5% PERCENT		(\$41,412.34)
SUBTOTAL		⬇ \$786,834.53
LESS PRIOR NET BILLINGS		(\$775,006.34)
TOTAL DUE THIS BILLING	⬇ \$11,828.19	12/

Harris Use Only

ORIGINAL CONTRACT:		
PERCENTAGE APPROVED	TOTAL PREVIOUS BILLING	CURRENT AMOUNT DUE

CONTRACT CHANGE ORDERS			
FULLY EXECUTED	Percentage Approved	TOTAL PREVIOUS BILLING	CURRENT AMOUNT DUE

PROJECT TOTALS		

LIST MAJOR SUPPLIERS WHO PROVIDED MATERIALS/SERVICES ON THIS PROJECT		
NAME OF SUPPLIER	CONTACT PERSON	Telephone Number

Compliance Checklist		
Daily Reports	Record Dwgs	
Certified Payroll	Closeout	
Contract	Safety Reports	
Insurance		

Approved Notes

Harris Field Approval		
Project Manager / Superintendent		

REPORT DATE 06MAY15
11:11

MONTHLY EARNINGS REPORT by SUB

AFRICA EXHIBIT INCR 2 & 3

KROEKER - KROEKER, INC.

(BILLING PERIOD: 02/01/15 - 02/28/15)

PAGE NO. 49

ACTIVITY ID	ACTIVITY DESCRIPTION	BUDGET AMOUNT	PREVIOUS EARNINGS	EARNINGS THIS PERIOD	TOTAL TO DATE	PCT CMP	REM'G TO COMPLETE	RETENTION
CHANGE ORDERS								
PCO-301	PCO 301- REVISE GRADES ON DELNO AT CURB	2515.00	2515.00	0.00	2515.00	100.0	0.00	125.75
		2515.00	2515.00	0.00	2515.00	100.0	0.00	125.75
		2515.00	2515.00	0.00	2515.00	100.0	0.00	125.75

REPORT DATE 06MAY15
11:11

MONTHLY EARNINGS REPORT by SUB

AFRICA EXHIBIT INCR 2 & 3

(BILLING PERIOD: 02/01/15 - 02/28/15)

PAGE NO. 50

LANDSC - LANDSCAPING (REM'G ALLOWANCE)

ACTIVITY ID	ACTIVITY DESCRIPTION	BUDGET AMOUNT	PREVIOUS EARNINGS	EARNINGS THIS PERIOD	TOTAL TO DATE	PCT CMP	REM'G TO COMPLETE	RETENTION
ORIGINAL CONTRACT								
TBA-1500	LANDSCAPING (REM'G ALLOWANCE)	225310.00	0.00	225310.00	225310.00	100.0	0.00	11265.50
		225310.00	0.00	225310.00	225310.00	100.0	0.00	11265.50
ALLOWANCE FOR LANDSCAPING								
LND-1100B	ALLOWANCE FOR TEMP IRRIGATION ***REALLOCATION***	141252.00	0.00	141252.00	141252.00	100.0	0.00	7062.60
		141252.00	0.00	141252.00	141252.00	100.0	0.00	7062.60
CHANGE ORDERS								
PCO-111	PCO 111- IBA- CREATE LANDSCAPE ALLOW *REALLOC*	-366562.00	0.00	-366562.00	-366562.00	100.0	0.00	-18328.10
		-366562.00	0.00	-366562.00	-366562.00	100.0	0.00	-18328.10
		0.00	0.00	0.00	12/ 0.00	0.0	0.00	0.00

REPORT DATE 06MAY15
11:11

MONTHLY EARNINGS REPORT by SUB

AFRICA EXHIBIT INCR 2 & 3

(BILLING PERIOD: 02/01/15 - 02/28/15)

PAGE NO. 51

MDBARN - MD BARN MASTER

ACTIVITY ID	ACTIVITY DESCRIPTION	BUDGET AMOUNT	PREVIOUS EARNINGS	EARNINGS THIS PERIOD	TOTAL TO DATE	PCT CMP	REM'G TO COMPLETE	RETENTION
ORIGINAL CONTRACT								
30-1180	METAL BLDG STRUCTURE (BLDG 30)	9600.00	9600.00	0.00	9600.00	100.0	0.00	480.00
30-1200	METAL BLDG SIDING (BLDG 30)	5760.00	5760.00	0.00	5760.00	100.0	0.00	288.00
30-1220	METAL BLDG ROOF PANELS (BLDG 30)	9600.00	9600.00	0.00	9600.00	100.0	0.00	480.00
30-1250	GUTTERS (BLDG 30)	3840.00	3840.00	0.00	3840.00	100.0	0.00	192.00
31-1120	METAL BLDG STRUCTURE (BLDG 31 GIRAFFE)	23040.00	11520.00	0.00	11520.00	50.0	11520.00	576.00
31-1140	METAL BLDG STRUCTURE (BLDG 31 RHINO)	13440.00	0.00	12096.00	12096.00	90.0	1344.00	604.80
31-1160	METAL BLDG SIDING (BLDG 31 GIRAFFE)	24960.00	0.00	0.00	0.00		24960.00	0.00
31-1210	METAL BLDG SIDING (BLDG 31 RHINO)	11520.00	0.00	11520.00	11520.00	100.0	0.00	576.00
31-1220	METAL BLDG ROOF PANELS (BLDG 31 GIRAFFE)	19200.00	0.00	0.00	0.00		19200.00	0.00
31-1260	METAL BLDG ROOF PANELS (BLDG 31 RHINO)	9600.00	0.00	4800.00	4800.00	50.0	4800.00	240.00
31-1270	GUTTERS (BLDG 31)	9600.00	0.00	0.00	0.00		9600.00	0.00
31-1300	INT METAL WALL PANELS (BLDG 31)	23040.00	0.00	0.00	0.00		23040.00	0.00
32-1120	METAL BLDG STRUCTURE (BLDG 32)	19200.00	19200.00	0.00	19200.00	100.0	0.00	960.00
32-1130	METAL BLDG SIDING (BLDG 32)	19200.00	19200.00	0.00	19200.00	100.0	0.00	960.00
32-1140	METAL BLDG ROOF PANELS (BLDG 32)	19200.00	19200.00	0.00	19200.00	100.0	0.00	960.00
32-1170	GUTTERS (BLDG 32)	7680.00	7680.00	0.00	7680.00	100.0	0.00	384.00
32-1200	INT METAL WALL PANELS (BLDG 32)	9600.00	9600.00	0.00	9600.00	100.0	0.00	480.00
50-1210	METAL BLDG STRUCTURE (BLDG 50)	5760.00	5760.00	0.00	5760.00	100.0	0.00	288.00
50-1230	METAL BLDG ROOF PANELS (BLDG 50)	1920.00	1920.00	0.00	1920.00	100.0	0.00	96.00
50-1260	GUTTER (BLDG 50)	960.00	960.00	0.00	960.00	100.0	0.00	48.00
50-1340	FLASHING & SHEET METAL (BLDG 50)	1920.00	1920.00	0.00	1920.00	100.0	0.00	96.00
52-1240	METAL BLDG STRUCTURE (BLDG 52)	19200.00	19200.00	0.00	19200.00	100.0	0.00	960.00
52-1260	METAL BLDG SIDING (BLDG 52)	9600.00	9600.00	0.00	9600.00	100.0	0.00	480.00
52-1270	METAL BLDG ROOF PANELS (BLDG 52)	5760.00	5760.00	0.00	5760.00	100.0	0.00	288.00
52-1310	GUTTERS (BLDG 52)	3840.00	3840.00	0.00	3840.00	100.0	0.00	192.00
133419-01A	SUBMIT PREFAB METAL BUILDING SYSTEMS	41667.00	41667.00	0.00	41667.00	100.0	0.00	2083.35
133419-01C	FAB/DEL PREFAB METAL BUILDING SYSTEMS	822186.00	822186.00	0.00	822186.00	100.0	0.00	41109.30
		1150893.00	1028013.00	28416.00	1056429.00	91.8	94464.00	52821.45
CHANGE ORDERS								
PCO-171	PCO 171- IBA- WELD EXTENSN @ CHEETAH HOLDING COL	-1560.00	0.00	0.00	0.00		-1560.00	0.00
PCO-307	PCO 307- GIRAFFE BLDG A31G DOOR TYPE CLARIF	6269.00	0.00	0.00	0.00		6269.00	0.00
PCO-325	PCO 325- MD BARNMASTER DOOR & HDWE CHANGES	16328.00	0.00	0.00	0.00		16328.00	0.00
		21037.00	0.00	0.00	0.00		21037.00	0.00
		1171930.00	1028013.00	28416.00	1056429.00	90.1	115501.00	52821.45

REQUEST FOR PROGRESS PAYMENT

Subcontractor: MD Barnmasters (dba) Paskenta
 3489 HWY 99 W
 Corning, CA. 96021
 Telephone # 530-824-4197
 Harris Contract # 125435
 Vendor #: 4377

DATE 2/15/2015
 Harris Project Number # 1254
 Project Name: Fresno Chaffee Zoo Africa
 Billing # 8
 Billing Period Ending 2/28/2015

NOTE SPECIAL PROVISIONS

Note: Enter Amounts in Whole Dollars only.
 Fax billings to the jobsite office as required by each project.

Subcontractor Use Only

Harris Use Only

ORIGINAL CONTRACT:				
PHASE CODE #	DESCRIPTION	ORIGINAL CONTRACT AMOUNT	% COMPLETE TO DATE	ORIGINAL CONTRACT WORK TO DATE
00-13-0600 S	Pre-engineered Structures	1,150,893.00	91.80%	\$1,056,429.00
Total of Original Contract GMP		1,150,893.00	91.80%	\$1,056,429.00

ORIGINAL CONTRACT:		
PERCENTAGE APPROVED	TOTAL PREVIOUS BILLING	CURRENT AMOUNT DUE

CONTRACT CHANGE ORDERS				
PHASE CODE #	DESCRIPTION	APPROVED CHANGE ORDERS TO DATE	% COMPLETE TO DATE	APPROVED CHANGE ORDERS BILLED TO DATE
Total Change Orders to Date		\$21,037.00		\$0.00
*** See attached for detailed list				
TOTAL OF CONTRACT CHANGES		\$21,037.00	0%	\$0.00

CONTRACT CHANGE ORDERS			
FULLY EXECUTED	Percentage Approved	TOTAL PREVIOUS BILLING	CURRENT AMOUNT DUE

PROJECT TOTALS		(Total 90.1%)
Total contract amount to date	⬆ 1,171,930.00	Total billing to date ⬆ \$1,056,429.00
Retention 5% PERCENT)	(\$52,821.45)	
SUBTOTAL	⬆ \$1,003,607.55	
LESS PRIOR NET BILLINGS	(\$976,612.35)	
TOTAL DUE THIS BILLING	⬆ \$26,995.20	

PROJECT TOTALS		

LIST MAJOR SUPPLIERS WHO PROVIDED MATERIALS/SERVICES ON THIS PROJECT		
NAME OF SUPPLIER	CONTACT PERSON	Telephone Number

Compliance Checklist		
Daily Reports	Record Dwgs	
Certified Payroll	Closeout	
Contract	Safety Reports	
Insurance		

Approved Notes

Harris Field Approval		Notes
Project Manager / Superintendent		

REPORT DATE 06MAY15
11:11

MONTHLY EARNINGS REPORT by SUB

AFRICA EXHIBIT INCR 2 & 3

(BILLING PERIOD: 02/01/15 - 02/28/15)

PAGE NO. 52

NELSON - NELSON'S PAINTING

ACTIVITY ID	ACTIVITY DESCRIPTION	BUDGET AMOUNT	PREVIOUS EARNINGS	EARNINGS THIS PERIOD	TOTAL TO DATE	PCT CMP	REM'G TO COMPLETE	RETENTION
ORIGINAL CONTRACT								
01-2010	INT PAINT (BLDG 1)	51000.00	2500.00	0.00	2500.00	4.9	48500.00	125.00
02-1310	PAINTING (BLDG 2)	3800.00	3040.00	0.00	3040.00	80.0	760.00	152.00
03-1420	INT PAINT (BLDG 3)	4100.00	3280.00	0.00	3280.00	80.0	820.00	164.00
04-1420	INT PAINT (BLDG 4)	4100.00	3280.00	0.00	3280.00	80.0	820.00	164.00
05-1400	INT PAINT (BLDG 5)	3800.00	3040.00	0.00	3040.00	80.0	760.00	152.00
10-1470	INT PAINT (BSMT)	14000.00	0.00	0.00	0.00		14000.00	0.00
10-1680	PAINTING (MAIN LVL)	21800.00	0.00	0.00	0.00		21800.00	0.00
12-1460	INT PAINT (BLDG 12)	8850.00	0.00	0.00	0.00		8850.00	0.00
33-1600	EXT PAINT (BLDG 33)	15000.00	0.00	0.00	0.00		15000.00	0.00
33-1700	INT PAINT (BLDG 33)	23500.00	0.00	0.00	0.00		23500.00	0.00
34-1450	INT PAINT (BLDG 34)	7000.00	5600.00	0.00	5600.00	80.0	1400.00	280.00
34-1590	EXT PAINT (BLDG 34)	3500.00	2800.00	0.00	2800.00	80.0	700.00	140.00
40-1190	INT PAINT (BLDG 40)	3450.00	0.00	0.00	0.00		3450.00	0.00
41-1300	INT PAINT (BLDG 41)	2500.00	0.00	0.00	0.00		2500.00	0.00
52-1325	INTERIOR PAINT (BLDG 52)	5100.00	0.00	0.00	0.00		5100.00	0.00
099000-01A	SUBMIT PAINTING	1000.00	1000.00	0.00	1000.00	100.0	0.00	50.00
099000-01C	FAB/DEL PAINT	500.00	500.00	0.00	500.00	100.0	0.00	25.00
		173000.00	25040.00	0.00	25040.00	14.5	147960.00	1252.00
CHANGE ORDERS								
PCO-059	PCO 059- RADIANT FLOOR & STORAGE ROOM	393.00	0.00	0.00	0.00		393.00	0.00
PCO-279	PCO 279- WATER BASED SEALER IN LIEU OF EPOXY	7727.00	0.00	0.00	0.00		7727.00	0.00
		8120.00	0.00	0.00	0.00		8120.00	0.00
		181120.00	25040.00	0.00	25040.00	13.8	156080.00	1252.00

REPORT DATE 06MAY15
11:11

MONTHLY EARNINGS REPORT by SUB

AFRICA EXHIBIT INCR 2 & 3

(BILLING PERIOD: 02/01/15 - 02/28/15)

PAGE NO. 53

SACTO - SACRAMENTO INSULATION

ACTIVITY ID	ACTIVITY DESCRIPTION	BUDGET AMOUNT	PREVIOUS EARNINGS	EARNINGS THIS PERIOD	TOTAL TO DATE	PCT CMP	REM'G TO COMPLETE	RETENTION
ORIGINAL CONTRACT								
01-1170	EXT INSULATION @ CMU WALLS (BLDG 1)	39960.00	0.00	0.00	0.00		39960.00	0.00
01-1960	BATT CEILING INSULATION (BLDG 1)	7200.00	0.00	0.00	0.00		7200.00	0.00
01-1970	BATT WALL INSULATION (BLDG 1)	8650.00	0.00	0.00	0.00		8650.00	0.00
02-1190	BATT WALL INSULATION (BLDG 2)	1220.00	1220.00	0.00	1220.00	100.0	0.00	61.00
03-1330	BATT WALL INSULATION (BLDG 3)	1550.00	1550.00	0.00	1550.00	100.0	0.00	77.50
04-1330	BATT WALL INSULATION (BLDG 4)	1505.00	1505.00	0.00	1505.00	100.0	0.00	75.25
05-1320	FOAMED IN-PLACE INSULATION (BLDG 5)	3200.00	3200.00	0.00	3200.00	100.0	0.00	160.00
05-1330	BATT WALL INSULATION (BLDG 5)	2185.00	2185.00	0.00	2185.00	100.0	0.00	109.25
10-1390	WALL INSULATION (BSMT)	1710.00	0.00	0.00	0.00		1710.00	0.00
12-1310	FOAMED IN-PLACE INSULATION (BLDG 12)	1840.00	0.00	0.00	0.00		1840.00	0.00
12-1360	BATT WALL INSULATION (BLDG 12)	3375.00	0.00	0.00	0.00		3375.00	0.00
33-1580	WALL INSULATION (BLDG 33)	9845.00	110.56	0.00	110.56	1.1	9734.44	5.53
40-1230	WATERPROOFING/SPRAY APPLIED INSULATION (BLDG 40)	1380.00	1380.00	0.00	1380.00	100.0	0.00	69.00
41-1270	INT SPRAY APPLIED INSULATION (BLDG 41)	3625.00	3625.00	0.00	3625.00	100.0	0.00	181.25
		87245.00	14775.56	0.00	14775.56	16.9	72469.44	738.78
CHANGE ORDERS								
PCO-059	PCO 059- RADIANT FLOOR & STORAGE ROOM	1550.00	0.00	0.00	0.00		1550.00	0.00
		1550.00	0.00	0.00	0.00		1550.00	0.00
		88795.00	14775.56	0.00	14775.56	16.6	74019.44	738.78

REPORT DATE 06MAY15
11:11

MONTHLY EARNINGS REPORT by SUB

AFRICA EXHIBIT INCR 2 & 3

(BILLING PERIOD: 02/01/15 - 02/28/15)

PAGE NO. 54

SAFARI - SAFARI THATCH

ACTIVITY ID	ACTIVITY DESCRIPTION	BUDGET AMOUNT	PREVIOUS EARNINGS	EARNINGS THIS PERIOD	TOTAL TO DATE	PCT CMP	REM'G TO COMPLETE	RETENTION
ORIGINAL CONTRACT								
073316-02C	FAB/DEL THATCHED CEILING PANELS	47305.00	47305.00	0.00	47305.00	100.0	0.00	2365.25
		47305.00	47305.00	0.00	47305.00	100.0	0.00	2365.25
CHANGE ORDERS								
PCO-080	PCO 080- IBA- EUCALYPTUS BATTONS, RAILS & POLES	24494.00	24494.00	0.00	24494.00	100.0	0.00	1224.70
		24494.00	24494.00	0.00	24494.00	100.0	0.00	1224.70
		71799.00	71799.00	0.00	71799.00	100.0	0.00	3589.95

REPORT DATE 06MAY15
11:11

MONTHLY EARNINGS REPORT by SUB

AFRICA EXHIBIT INCR 2 & 3

(BILLING PERIOD: 02/01/15 - 02/28/15)

PAGE NO. 55

SANJOAQ - SAN JOAQUIN GLASS

ACTIVITY ID	ACTIVITY DESCRIPTION	BUDGET AMOUNT	PREVIOUS EARNINGS	EARNINGS THIS PERIOD	TOTAL TO DATE	PCT CMP	REM'G TO COMPLETE	RETENTION
ORIGINAL CONTRACT								
01-1870	ALUMINUM & WOOD WINDOWS (BLDG 1)	21276.00	0.00	5000.00	5000.00	23.5	16276.00	250.00
01-1880	GLASS & GLAZING (BLDG 1)	71133.00	0.00	49022.00	49022.00	68.9	22111.00	2451.10
01-1900	ALUMINUM SLIDING DOORS (BLDG 1)	37070.00	0.00	0.00	0.00		37070.00	0.00
10-1180	GLAZING / VINYL WINDOWS (BSMT)	485.00	97.00	0.00	97.00	20.0	388.00	4.85
11-1130	DRILL/INSTALL SSSL GLAZING STOPS (BLDG 11)	3750.00	744.91	0.00	744.91	19.9	3005.09	37.25
11-1160	EXHIBIT GLAZING (BLDG 11)	150835.00	0.00	0.00	0.00		150835.00	0.00
11-1180	SEALANTS (BLDG 11)	7750.00	0.00	0.00	0.00		7750.00	0.00
12-1550	DRILL/INSTALL SSSL GLAZING STOPS (BLDG 12)	4150.00	0.00	0.00	0.00		4150.00	0.00
12-1570	EXHIBIT GLAZING (BLDG 12)	91236.00	4561.80	0.00	4561.80	5.0	86674.20	228.09
12-1580	SEALANTS (BLDG 12)	8760.00	0.00	0.00	0.00		8760.00	0.00
31-1240	ALUMINUM CLERESTORY WINDOWS (BLDG 31)	39186.00	9986.00	0.00	9986.00	25.5	29200.00	499.30
31-1280	METAL-FRAMED SKYLIGHTS (BLDG 31)	33349.00	12744.00	0.00	12744.00	38.2	20605.00	637.20
31-1290	TUBULAR SKYLIGHTS (BLDG 31)	34072.00	9000.00	0.00	9000.00	26.4	25072.00	450.00
31-1690	GLAZING / VINYL WINDOWS (BLDG 31)	5966.00	1194.00	0.00	1194.00	20.0	4772.00	59.70
32-1180	TUBULAR SKYLIGHTS (BLDG 32)	11425.00	5000.00	0.00	5000.00	43.8	6425.00	250.00
32-1190	METAL-FRAMED SKYLIGHTS (BLDG 32)	21246.00	7603.00	0.00	7603.00	35.8	13643.00	380.15
32-1540	GLAZING / VINYL WINDOWS (BLDG 32)	5348.00	1070.00	0.00	1070.00	20.0	4278.00	53.50
33-1340	ALUMINUM CLERESTORY WINDOWS (BLDG 33)	36146.00	25730.94	0.00	25730.94	71.2	10415.06	1286.55
33-1500	TUBULAR SKYLIGHTS (BLDG 33)	25010.00	4800.00	0.00	4800.00	19.2	20210.00	240.00
33-1540	METAL-FRAMED SKYLIGHTS (BLDG 33)	53917.00	50000.00	0.00	50000.00	92.7	3917.00	2500.00
33-1850	GLAZING / VINYL WINDOWS (BLDG 33)	7176.00	7176.00	0.00	7176.00	100.0	0.00	358.80
34-1670	GLAZING / VINYL WINDOWS (BLDG 34)	6801.00	6801.00	0.00	6801.00	100.0	0.00	340.05
40-1160	TUBULAR SKYLIGHTS (BLDG 40)	4781.00	4781.00	0.00	4781.00	100.0	0.00	239.05
40-1440	GLAZING (BLDG 40)	373.00	0.00	0.00	0.00		373.00	0.00
41-1170	TUBULAR SKYLIGHTS (BLDG 41)	2690.00	2690.00	0.00	2690.00	100.0	0.00	134.50
41-1470	GLAZING (BLDG 41)	373.00	0.00	0.00	0.00		373.00	0.00
50-1250	TUBULAR SKYLIGHT (BLDG 50)	1174.00	1174.00	0.00	1174.00	100.0	0.00	58.70
52-1300	TUBULAR SKYLIGHTS (BLDG 52)	3830.00	3830.00	0.00	3830.00	100.0	0.00	191.50
SF2-1430	AGAMA EXHIBIT- INSTALL GLASS VISITOR RAIL	19013.00	18062.35	950.65	19013.00	100.0	0.00	950.65
SF3-1400	MEERKAT GLASS BARRIER (MEERKAT AREA)	11460.00	0.00	0.00	0.00		11460.00	0.00
057313-01A	SUBMIT GLAZED DECORATIVE RAILINGS	1500.00	1500.00	0.00	1500.00	100.0	0.00	75.00
057313-01C	FAB/DEL GLAZED DECORATIVE RAILINGS	3780.00	0.00	1890.00	1890.00	50.0	1890.00	94.50
079005-02A	SUBMIT JOINT SEALERS (SAN JOAQUIN)	2160.00	2160.00	0.00	2160.00	100.0	0.00	108.00
079005-02C	FAB/DEL JOINT SEALERS (SAN JOAQUIN)	3000.00	3000.00	0.00	3000.00	100.0	0.00	150.00
085113-01A	SUBMIT ALUMINUM WINDOWS	1500.00	1500.00	0.00	1500.00	100.0	0.00	75.00
085113-01C	FAB/DEL ALUMINUM WINDOWS	2400.00	2400.00	0.00	2400.00	100.0	0.00	120.00
085113-02A	SUBMIT SLIDING AUTOMATIC ENTRANCES	1500.00	1500.00	0.00	1500.00	100.0	0.00	75.00
085113-02C	FAB/DEL SLIDING AUTOMATIC ENTRANCES	1800.00	0.00	0.00	0.00		1800.00	0.00
085313-01A	SUBMIT VINYL WINDOWS	1500.00	1500.00	0.00	1500.00	100.0	0.00	75.00
085313-01C	FAB/DEL VINYL WINDOWS	2400.00	2400.00	0.00	2400.00	100.0	0.00	120.00
085313-02A	SUBMIT WOOD WINDOWS	1500.00	1500.00	0.00	1500.00	100.0	0.00	75.00
085313-02C	FAB/DEL WOOD WINDOWS	2700.00	2700.00	0.00	2700.00	100.0	0.00	135.00
086223-02A	SUBMIT TUBULAR SKYLIGHTS	1020.00	1020.00	0.00	1020.00	100.0	0.00	51.00
086223-02C	FAB/DEL TUBULAR SKYLIGHTS	3000.00	3000.00	0.00	3000.00	100.0	0.00	150.00
086353-01A	SUBMIT SOLAR TRACKING SKYLIGHTS	1500.00	1500.00	0.00	1500.00	100.0	0.00	75.00
086353-01C	FAB/DEL SOLAR TRACKING SKYLIGHTS	2400.00	2400.00	0.00	2400.00	100.0	0.00	120.00
088000-01A	SUBMIT GLAZING	900.00	900.00	0.00	900.00	100.0	0.00	45.00
088000-01C	FAB/DEL GLAZING	1500.00	500.00	250.00	750.00	50.0	750.00	37.50
088120-01A	SUBMIT EXHIBIT GLAZING	2160.00	2160.00	0.00	2160.00	100.0	0.00	108.00
088120-01C	FAB/DEL EXHIBIT GLAZING	9120.00	0.00	3120.00	3120.00	34.2	6000.00	156.00
		767121.00	208686.00	60232.65	268918.65	35.1	498202.35	13445.93
CHANGE ORDERS								
CO-02-062	C/O 02- PCO 062- CHEETAH VIEWING CHANGES	34833.00	0.00	34833.00	34833.00	100.0	0.00	1741.65
PCO-075	PCO 075- LION VIEWING GLASS VALUE ENGINEERING	-35000.00	0.00	-35000.00	-35000.00	100.0	0.00	-1750.00
PCO-178	PCO 178- ELEPHANT HOLDING WINDOW VINYL TO ALUM	1770.00	0.00	1770.00	1770.00	100.0	0.00	88.50
PCO-226	PCO 226- SOLATUBE SKYLIGHT EXTENSION	443.00	0.00	443.00	443.00	100.0	0.00	22.15
PCO-299	PCO 299- CHANGE TRACKING SKYLIGHTS TO FIXED	-33928.00	0.00	-33928.00	-33928.00	100.0	0.00	-1696.40
PCO-304	PCO 304- LODGE CAFE WINDOW MODIFICATIONS	10178.00	0.00	0.00	0.00		10178.00	0.00
PCO-307.1	PCO 307.001- GIRAFFE BLDG A31G DOOR TYPE CLARIF	682.00	0.00	0.00	0.00		682.00	0.00
PCO-342	PCO 342- IBA- MEERKAT- GLAZING AT TERMITE MOUND	27.00	0.00	0.00	0.00		27.00	0.00

REPORT DATE 06MAY15
11:11

MONTHLY EARNINGS REPORT by SUB

AFRICA EXHIBIT INCR 2 & 3

(BILLING PERIOD: 02/01/15 - 02/28/15)

PAGE NO. 56

SANJOAQ - SAN JOAQUIN GLASS

ACTIVITY ID	ACTIVITY DESCRIPTION	BUDGET AMOUNT	PREVIOUS EARNINGS	EARNINGS THIS PERIOD	TOTAL TO DATE	PCT CMP	REM'G TO COMPLETE	RETENTION
CHANGE ORDERS								
		-20995.00	0.00	-31882.00	-31882.00	151.9	10887.00	-1594.10
		746126.00	208686.00	28350.65	237036.65	31.8	509089.35	11851.83

REQUEST FOR PROGRESS PAYMENT

Subcontractor: San Joaquin Glass Co. Inc.
 2150 E. McKinley Avenue
 Fresno, CA. 93703
 Telephone # 559-268-7646
 Harris Contract # 125420
 Vendor #: 5810

DATE 2/20/2015
 Harris Project Number # 1254
 Project Name: Fresno Chaffee Zoo Africa
 Billing # 9
 Billing Period Ending 2/28/2015

NOTE SPECIAL PROVISIONS

Note: Enter Amounts in Whole Dollars only.
 Fax billings to the jobsite office as required by each project.

Subcontractor Use Only

Harris Use Only

ORIGINAL CONTRACT:				
PHASE CODE #	DESCRIPTION	ORIGINAL CONTRACT AMOUNT	% COMPLETE TO DATE	ORIGINAL CONTRACT WORK TO DATE
00-08-0800 S	Glass and Glazing	767,121.00	35.10%	\$268,918.65
Total of Original Contract GMP		767,121.00	35.10%	\$268,918.65

ORIGINAL CONTRACT:		
PERCENTAGE APPROVED	TOTAL PREVIOUS BILLING	CURRENT AMOUNT DUE

CONTRACT CHANGE ORDERS				
PHASE CODE #	DESCRIPTION	APPROVED CHANGE ORDERS TO DATE	% COMPLETE TO DATE	APPROVED CHANGE ORDERS BILLED TO DATE
SCO-01	PCO-062	34,833.00	100%	34,833.00
SCO-02	PCO-075	-35,000.00	100%	-35,000.00
SCO-03	PCO-178	1,770.00	100%	1,770.00
SCO-04	PCO-299	-33,928.00	100%	-33,928.00
SCO-06	PCO-342	27.00		
SCO-07	PCO-304	10,178.00		
SCO-08	PCO-226	443.00	100%	443.00
SCO-09	PCO-307.1	682.00		
TOTAL OF CONTRACT CHANGES		⬇️ (\$20,995.00)	151.9%	⬇️ (\$31,882.00)

CONTRACT CHANGE ORDERS			
FULLY EXECUTED	Percentage Approved	TOTAL PREVIOUS BILLING	CURRENT AMOUNT DUE

PROJECT TOTALS			
Total contract amount to date	746,126.00	Total billing to date	\$237,036.65
Retention 5% PERCENT)		\$	(11,851.83)
SUBTOTAL		⬇️	\$225,184.82
LESS PRIOR NET BILLINGS			(\$198,251.70)
TOTAL DUE THIS BILLING		⬇️	\$26,933.12

PROJECT TOTALS		

LIST MAJOR SUPPLIERS WHO PROVIDED MATERIALS/SERVICES ON THIS PROJECT		
NAME OF SUPPLIER	CONTACT PERSON	Telephone Number

Compliance Checklist		
Daily Reports	Record Dwgs	
Certified Payroll	Closeout	
Contract	Safety Reports	
Insurance		

Approved Notes

Harris Field Approval		Notes
Project Manager / Superintendent		

13/

REPORT DATE 06MAY15
11:11

MONTHLY EARNINGS REPORT by SUB

AFRICA EXHIBIT INCR 2 & 3

(BILLING PERIOD: 02/01/15 - 02/28/15)

PAGE NO. 57

SHELCO - SHELCO INDUSTRIES

ACTIVITY ID	ACTIVITY DESCRIPTION	BUDGET AMOUNT	PREVIOUS EARNINGS	EARNINGS THIS PERIOD	TOTAL TO DATE	PCT CMP	REM'G TO COMPLETE	RETENTION
ORIGINAL CONTRACT								
01-2160	TOILET COMPARTMENTS (BLDG 1)	950.00	0.00	0.00	0.00		950.00	0.00
01-2190	TOILET ACCESSORIES (BLDG 1)	900.00	0.00	0.00	0.00		900.00	0.00
03-1380	TOILET ACCESSORIES (BLDG 3)	300.00	0.00	0.00	0.00		300.00	0.00
04-1380	TOILET ACCESSORIES (BLDG 4)	300.00	0.00	0.00	0.00		300.00	0.00
31-1700	METAL LOCKERS (BLDG 31)	300.00	0.00	0.00	0.00		300.00	0.00
33-1870	METAL LOCKERS (BLDG 33)	300.00	0.00	0.00	0.00		300.00	0.00
33-1880	TOILET ACCESSORIES (BLDG 33)	300.00	0.00	0.00	0.00		300.00	0.00
102113-01A	SUBMIT PLASTIC TOILET PARTITIONS	25.00	25.00	0.00	25.00	100.0	0.00	1.25
102113-01C	FAB/DEL PLASTIC TOILET PARTITIONS	4347.00	550.00	0.00	550.00	12.7	3797.00	27.50
102800-01A	SUBMIT TOILET ACCESSORIES	25.00	25.00	0.00	25.00	100.0	0.00	1.25
102800-01C	FAB/DEL TOILET ACCESSORIES	20087.00	20087.00	0.00	20087.00	100.0	0.00	1004.35
105100-01A	SUBMIT LOCKERS	25.00	25.00	0.00	25.00	100.0	0.00	1.25
105100-01C	FAB/DEL LOCKERS	3700.00	0.00	0.00	0.00		3700.00	0.00
		31559.00	20712.00	0.00	20712.00	65.6	10847.00	1035.60
CHANGE ORDERS								
PCO-018	PCO 018- BID HOLD EXTRAS	947.00	0.00	0.00	0.00		947.00	0.00
PCO-170	PCO 170- CREDIT FOR ELECT HAND DRYERS IN RESTRMS	-2320.00	0.00	0.00	0.00		-2320.00	0.00
		-1373.00	0.00	0.00	0.00		-1373.00	0.00
		30186.00	20712.00	0.00	20712.00	68.6	9474.00	1035.60

REPORT DATE 06MAY15
11:11

MONTHLY EARNINGS REPORT by SUB

AFRICA EXHIBIT INCR 2 & 3

(BILLING PERIOD: 02/01/15 - 02/28/15)

PAGE NO. 58

SIGNS - SIGNS OF SUCCESS

ACTIVITY ID	ACTIVITY DESCRIPTION	BUDGET AMOUNT	PREVIOUS EARNINGS	EARNINGS THIS PERIOD	TOTAL TO DATE	PCT CMP	REM'G TO COMPLETE	RETENTION
CHANGE ORDERS								
PCO-292	PCO 292- SIGN WALL LETTERING CHANGES	3459.00	0.00	0.00	0.00		3459.00	0.00
		3459.00	0.00	0.00	0.00		3459.00	0.00
		3459.00	0.00	0.00	0.00		3459.00	0.00

REPORT DATE 06MAY15
11:11

MONTHLY EARNINGS REPORT by SUB

AFRICA EXHIBIT INCR 2 & 3

(BILLING PERIOD: 02/01/15 - 02/28/15)

PAGE NO. 59

SMITH - THE SMITH COMPANY

ACTIVITY ID	ACTIVITY DESCRIPTION	BUDGET AMOUNT	PREVIOUS EARNINGS	EARNINGS THIS PERIOD	TOTAL TO DATE	PCT CMP	REM'G TO COMPLETE	RETENTION
ORIGINAL CONTRACT								
33-1730	O/H COILING DOORS (BLDG 33)	3000.00	0.00	0.00	0.00		3000.00	0.00
083323-01A	SUBMIT O/H COILING DOORS	1724.00	1724.00	0.00	1724.00	100.0	0.00	86.20
083323-01C	FAB/DEL O/H COILING DOORS	12512.00	0.00	0.00	0.00		12512.00	0.00
		17236.00	1724.00	0.00	1724.00	10.0	15512.00	86.20
CHANGE ORDERS								
PCO-347	PCO 347- ELEPHANT HOLDING DELETE ROLL-UP DR 110C	-5817.00	0.00	0.00	0.00		-5817.00	0.00
PCO-360	PCO 360- IBA- MOVE ROLL-UP DOOR FROM SUB TO MATL	-6180.00	0.00	0.00	0.00		-6180.00	0.00
		-11997.00	0.00	0.00	0.00		-11997.00	0.00
		5239.00	1724.00	0.00	1724.00	32.9	3515.00	86.20

REPORT DATE 06MAY15
11:11

MONTHLY EARNINGS REPORT by SUB

AFRICA EXHIBIT INCR 2 & 3

(BILLING PERIOD: 02/01/15 - 02/28/15)

PAGE NO. 60

STRATEG - STRATEGIC MECHANICAL

ACTIVITY ID	ACTIVITY DESCRIPTION	BUDGET AMOUNT	PREVIOUS EARNINGS	EARNINGS THIS PERIOD	TOTAL TO DATE	PCT CMP	REM'G TO COMPLETE	RETENTION
ORIGINAL CONTRACT								
01-1380	FIREPLACES- INSTALL VENT PIPES (BLDG 1)	5000.00	0.00	0.00	0.00		5000.00	0.00
01-1450	R.I. HVAC DUCTWORK (BLDG 1)	80000.00	33551.00	13551.00	47102.00	58.9	32898.00	2355.10
01-1470	SET IDUs (BLDG 1)	600.00	600.00	0.00	600.00	100.0	0.00	30.00
01-1480	R.I. CONTROLS CONDUIT (BLDG 1)	18125.00	9062.25	1813.25	10875.50	60.0	7249.50	543.78
01-1490	REFRIGERANT PIPING (BLDG 1)	10000.00	2500.00	5000.00	7500.00	75.0	2500.00	375.00
01-1520	PULL CONTROLS WIRE (BLDG 1)	3698.00	0.00	0.00	0.00		3698.00	0.00
01-1550	CEILING FANS (BLDG 1)	6000.00	0.00	0.00	0.00		6000.00	0.00
01-1570	KITCHEN EXHAUST HOODS (BLDG 1)	7500.00	0.00	1875.00	1875.00	25.0	5625.00	93.75
01-1580	INSTALL FLYFANS (BLDG 1)	1500.00	0.00	0.00	0.00		1500.00	0.00
01-1590	FINISH CONTROLS (BLDG 1)	15166.00	0.00	0.00	0.00		15166.00	0.00
01-1600	FINISH HVAC (BLDG 1)	2000.00	0.00	0.00	0.00		2000.00	0.00
01-1650	STARTUP/TEST HVAC EQPT (BLDG 1)	600.00	0.00	0.00	0.00		600.00	0.00
01-1660	ACCLIMATE BUILDING (BLDG 1)	600.00	0.00	0.00	0.00		600.00	0.00
01-1690	AIR BALANCE (BLDG 1)	15500.00	0.00	0.00	0.00		15500.00	0.00
01-1720	MECHANICAL ROOF CURBS (BLDG 1)	900.00	900.00	0.00	900.00	100.0	0.00	45.00
01-1800	SET ROOF-MT HVAC EQUIPMENT (BLDG 1)	600.00	0.00	0.00	0.00		600.00	0.00
03-1160	R.I. HVAC DUCTWORK (BLDG 3)	800.00	800.00	0.00	800.00	100.0	0.00	40.00
03-1220	SET IDU (BLDG 3)	1000.00	1000.00	0.00	1000.00	100.0	0.00	50.00
03-1240	R.I. CONTROLS CONDUIT (BLDG 3)	2100.00	2100.00	0.00	2100.00	100.0	0.00	105.00
03-1260	REFRIGERANT PIPING (BLDG 3)	2700.00	2700.00	0.00	2700.00	100.0	0.00	135.00
03-1280	PULL CONTROLS WIRE (BLDG 3)	1200.00	900.00	300.00	1200.00	100.0	0.00	60.00
03-1290	SET ODU (BLDG 3)	700.00	700.00	0.00	700.00	100.0	0.00	35.00
03-1410	LOUVERS (BLDG 3)	700.00	700.00	0.00	700.00	100.0	0.00	35.00
03-1440	FINISH CONTROLS (BLDG 3)	1500.00	0.00	750.00	750.00	50.0	750.00	37.50
03-1470	INSTALL EXHAUST FANS (BLDG 3)	700.00	700.00	0.00	700.00	100.0	0.00	35.00
03-1540	STARTUP/TEST HVAC EQPT (BLDG 3)	300.00	0.00	0.00	0.00		300.00	0.00
04-1160	R.I. HVAC DUCTWORK (BLDG 4)	800.00	800.00	0.00	800.00	100.0	0.00	40.00
04-1210	SET IDU (BLDG 4)	1000.00	1000.00	0.00	1000.00	100.0	0.00	50.00
04-1230	REFRIGERANT PIPING (BLDG 4)	2700.00	2700.00	0.00	2700.00	100.0	0.00	135.00
04-1250	R.I. CONTROLS CONDUIT (BLDG 4)	2100.00	2100.00	0.00	2100.00	100.0	0.00	105.00
04-1260	SET ODU (BLDG 4)	300.00	300.00	0.00	300.00	100.0	0.00	15.00
04-1280	PULL CONTROLS WIRE (BLDG 4)	1200.00	900.00	300.00	1200.00	100.0	0.00	60.00
04-1410	LOUVERS (BLDG 4)	300.00	300.00	0.00	300.00	100.0	0.00	15.00
04-1440	FINISH CONTROLS (BLDG 4)	1500.00	0.00	0.00	0.00		1500.00	0.00
04-1470	INSTALL EXHAUST FANS (BLDG 4)	300.00	300.00	0.00	300.00	100.0	0.00	15.00
04-1540	STARTUP/TEST HVAC EQPT (BLDG 4)	300.00	0.00	0.00	0.00		300.00	0.00
05-1220	SET IDUs (BLDG 5)	500.00	500.00	0.00	500.00	100.0	0.00	25.00
05-1260	REFRIGERANT PIPING (BLDG 5)	3200.00	3200.00	0.00	3200.00	100.0	0.00	160.00
05-1280	R.I. CONTROLS CONDUIT (BLDG 5)	2100.00	2100.00	0.00	2100.00	100.0	0.00	105.00
05-1290	PULL CONTROLS WIRE (BLDG 5)	1200.00	1200.00	0.00	1200.00	100.0	0.00	60.00
05-1390	LOUVERS (BLDG 5)	300.00	300.00	0.00	300.00	100.0	0.00	15.00
05-1430	SET ODUs (BLDG 5)	300.00	0.00	0.00	0.00		300.00	0.00
05-1440	FINISH CONTROLS (BLDG 5)	1500.00	0.00	750.00	750.00	50.0	750.00	37.50
05-1530	STARTUP/TEST HVAC EQPT (BLDG 5)	200.00	0.00	0.00	0.00		200.00	0.00
10-1210	MOUNT IDU (BSMT)	400.00	0.00	0.00	0.00		400.00	0.00
10-1240	R.I. CONTROLS CONDUIT (BSMT)	1400.00	280.00	280.00	560.00	40.0	840.00	28.00
10-1280	REFRIGERANT PIPING (BSMT)	3700.00	0.00	0.00	0.00		3700.00	0.00
10-1290	PULL CONTROLS WIRE (BSMT)	800.00	0.00	0.00	0.00		800.00	0.00
10-1300	FINISH CONTROLS (BSMT)	900.00	0.00	0.00	0.00		900.00	0.00
10-1480	SET ODU (BSMT)	300.00	300.00	0.00	300.00	100.0	0.00	15.00
10-1520	STARTUP/TEST HVAC EQPT (BLDG 10)	300.00	0.00	0.00	0.00	0.0	300.00	0.00
12-1240	METAL WALL PANELS (BLDG 12)	14000.00	0.00	0.00	0.00		14000.00	0.00
12-1320	R.I. CONTROLS CONDUIT (BLDG 12)	1400.00	280.00	0.00	280.00	20.0	1120.00	14.00
12-1340	SET IDU (BLDG 12)	400.00	400.00	0.00	400.00	100.0	0.00	20.00
12-1350	PULL CONTROLS WIRE (BLDG 12)	800.00	0.00	0.00	0.00		800.00	0.00
12-1370	REFRIGERANT PIPING (BLDG 12)	3700.00	0.00	0.00	0.00		3700.00	0.00
12-1390	SET ODU (BLDG 12)	300.00	0.00	0.00	0.00		300.00	0.00
12-1470	FINISH CONTROLS (BLDG 12)	900.00	0.00	0.00	0.00		900.00	0.00
12-1540	STARTUP/TEST HVAC EQPT (BLDG 12)	300.00	0.00	0.00	0.00		300.00	0.00
30-1330	SET PAD-MT EQPT IN MECH RM (BLDG 30)	2700.00	2700.00	0.00	2700.00	100.0	0.00	135.00
30-1360	MOUNT IDU (BLDG 30)	400.00	400.00	0.00	400.00	100.0	0.00	20.00
30-1370	R.I. HVAC DUCTWORK (BLDG 30)	17000.00	17000.00	0.00	17000.00	100.0	0.00	850.00
30-1380	REFRIGERANT PIPING (BLDG 30)	2700.00	2700.00	0.00	2700.00	100.0	0.00	135.00
30-1400	SET ODU (BLDG 30)	1500.00	1500.00	0.00	1500.00	100.0	0.00	75.00
30-1420	R.I. CONTROLS CONDUIT (BLDG 30)	3968.00	3968.00	0.00	3968.00	100.0	0.00	198.40
30-1460	PULL CONTROLS WIRE (BLDG 30)	2644.00	0.00	0.00	0.00		2644.00	0.00
30-1470	MOUNT O/H EXH FAN (BLDG 30)	800.00	800.00	0.00	800.00	100.0	0.00	40.00
30-1480	FINISH HVAC (BLDG 30)	600.00	600.00	0.00	600.00	100.0	0.00	30.00
30-1530	FINISH CONTROLS (BLDG 30)	2644.00	0.00	1322.00	1322.00	50.0	1322.00	66.10
30-1630	STARTUP/TEST HVAC EQPT (BLDG 30)	600.00	0.00	0.00	0.00		600.00	0.00
31-1350	MOUNT INT HVAC EQPT (BLDG 31)	10000.00	0.00	0.00	0.00		10000.00	0.00
31-1380	R.I. HVAC DUCTWORK (BLDG 31)	16500.00	0.00	0.00	0.00		16500.00	0.00
31-1390	MOUNT IDUs (BLDG 31)	1000.00	0.00	0.00	0.00		1000.00	0.00
31-1400	REFRIGERANT PIPING (BLDG 31)	5500.00	0.00	0.00	0.00		5500.00	0.00
31-1420	R.I. CONTROLS CONDUIT (BLDG 31)	10512.00	1051.20	1051.20	2102.40	20.0	8409.60	105.12
31-1440	MOUNT O/H EXH FAN (BLDG 31)	300.00	0.00	0.00	0.00		300.00	0.00
31-1450	FINISH HVAC (BLDG 31)	500.00	0.00	0.00	0.00		500.00	0.00
31-1470	SET ODUs (BLDG 31)	600.00	0.00	0.00	0.00		600.00	0.00
31-1500	PULL CONTROLS WIRE (BLDG 31)	5250.00	0.00	0.00	0.00		5250.00	0.00

REPORT DATE 06MAY15
11:11

MONTHLY EARNINGS REPORT by SUB

AFRICA EXHIBIT INCR 2 & 3

(BILLING PERIOD: 02/01/15 - 02/28/15)

PAGE NO. 61

STRATEG - STRATEGIC MECHANICAL

ACTIVITY ID	ACTIVITY DESCRIPTION	BUDGET AMOUNT	PREVIOUS EARNINGS	EARNINGS THIS PERIOD	TOTAL TO DATE	PCT CMP	REM'G TO COMPLETE	RETENTION
ORIGINAL CONTRACT								
31-1550	FINISH CONTROLS (BLDG 31)	4453.00	0.00	0.00	0.00		4453.00	0.00
31-1590	CEILING FANS (BLDG 31)	7000.00	0.00	0.00	0.00		7000.00	0.00
31-1710	STARTUP/TEST HVAC EQPT (BLDG 31)	600.00	0.00	0.00	0.00		600.00	0.00
32-1260	MOUNT IDUs (BLDG 32)	800.00	800.00	0.00	800.00	100.0	0.00	40.00
32-1270	MOUNT INT HVAC EQPT (BLDG 32)	4000.00	4000.00	0.00	4000.00	100.0	0.00	200.00
32-1290	REFRIGERANT PIPING (BLDG 32)	5200.00	5200.00	0.00	5200.00	100.0	0.00	260.00
32-1300	R.I. HVAC DUCTWORK (BLDG 32)	8000.00	8000.00	0.00	8000.00	100.0	0.00	400.00
32-1320	R.I. CONTROLS CONDUIT (BLDG 32)	10700.00	10700.00	0.00	10700.00	100.0	0.00	535.00
32-1330	SET ODUs (BLDG 32)	600.00	600.00	0.00	600.00	100.0	0.00	30.00
32-1350	MOUNT O/H EXH FAN (BLDG 32)	400.00	400.00	0.00	400.00	100.0	0.00	20.00
32-1360	FINISH HVAC (BLDG 32)	400.00	400.00	0.00	400.00	100.0	0.00	20.00
32-1410	PULL CONTROLS WIRE (BLDG 32)	3567.00	1783.50	1783.50	3567.00	100.0	0.00	178.35
32-1460	FINISH CONTROLS (BLDG 32)	1783.00	0.00	445.25	445.25	25.0	1337.75	22.26
32-1590	STARTUP/TEST HVAC EQPT (BLDG 32)	600.00	0.00	0.00	0.00		600.00	0.00
33-1180	U'SLAB HYDRONIC PIPING (BLDG 33)	12000.00	4800.00	7200.00	12000.00	100.0	0.00	600.00
33-1360	MOUNT INT HVAC EQPT (BLDG 33)	21500.00	2150.00	4300.00	6450.00	30.0	15050.00	322.50
33-1420	REGLETS/FLASHING @ CMU (BLDG 33)	5000.00	0.00	2500.00	2500.00	50.0	2500.00	125.00
33-1430	R.I. HVAC DUCTWORK (BLDG 33)	27000.00	0.00	10800.00	10800.00	40.0	16200.00	540.00
33-1450	MOUNT IDUs (BLDG 33)	1200.00	600.00	0.00	600.00	50.0	600.00	30.00
33-1470	REFRIGERANT PIPING (BLDG 33)	6200.00	1860.00	0.00	1860.00	30.0	4340.00	93.00
33-1480	R.I. CONTROLS CONDUIT (BLDG 33)	9020.00	2706.00	902.00	3608.00	40.0	5412.00	180.40
33-1510	FINISH HVAC (BLDG 33)	400.00	0.00	0.00	0.00		400.00	0.00
33-1530	METAL WALL PANELS (BLDG 33)	25000.00	3750.00	0.00	3750.00	15.0	21250.00	187.50
33-1570	PULL CONTROLS WIRE (BLDG 33)	2256.00	0.00	0.00	0.00		2256.00	0.00
33-1610	SET ODUs (BLDG 33)	600.00	0.00	0.00	0.00		600.00	0.00
33-1690	FINISH CONTROLS (BLDG 33)	11274.00	0.00	0.00	0.00		11274.00	0.00
33-1760	CEILING FANS (BLDG 33)	3900.00	0.00	0.00	0.00		3900.00	0.00
33-1900	STARTUP/TEST HVAC EQPT (BLDG 33)	600.00	0.00	0.00	0.00		600.00	0.00
34-1190	U'SLAB HYDRONIC PIPING (BLDG 34)	8000.00	8000.00	0.00	8000.00	100.0	0.00	400.00
34-1330	EXT INSULATION & METAL WALL PANELS (BLDG 34)	39000.00	39000.00	0.00	39000.00	100.0	0.00	1950.00
34-1340	R.I. CONTROLS CONDUIT (BLDG 34)	4198.00	4198.00	0.00	4198.00	100.0	0.00	209.90
34-1380	PULL CONTROLS WIRE (BLDG 34)	1049.00	1049.00	0.00	1049.00	100.0	0.00	52.45
34-1400	SET MECH RM HVAC EQPT (BLDG 34)	14000.00	14000.00	0.00	14000.00	100.0	0.00	700.00
34-1430	MOUNT IDUs (BLDG 34)	2500.00	2500.00	0.00	2500.00	100.0	0.00	125.00
34-1440	R.I. HVAC DUCTWORK (BLDG 34)	18000.00	18000.00	0.00	18000.00	100.0	0.00	900.00
34-1480	REFRIGERANT PIPING (BLDG 34)	5000.00	5000.00	0.00	5000.00	100.0	0.00	250.00
34-1510	MOUNT O/H EXH FAN (BLDG 34)	600.00	600.00	0.00	600.00	100.0	0.00	30.00
34-1520	FINISH HVAC (BLDG 34)	900.00	0.00	0.00	0.00		900.00	0.00
34-1530	SET ODUs (BLDG 34)	600.00	600.00	0.00	600.00	100.0	0.00	30.00
34-1600	FINISH CONTROLS (BLDG 34)	5041.00	4032.80	0.00	4032.80	80.0	1008.20	201.64
34-1730	STARTUP/TEST HVAC EQPT (BLDG 34)	600.00	0.00	0.00	0.00		600.00	0.00
40-1220	R.I. CONTROLS CONDUIT (BLDG 40)	1400.00	1400.00	0.00	1400.00	100.0	0.00	70.00
40-1250	EXT INSULATION & METAL WALL PANELS (BLDG 40)	14000.00	14000.00	0.00	14000.00	100.0	0.00	700.00
40-1260	PULL CONTROLS WIRE (BLDG 40)	800.00	800.00	0.00	800.00	100.0	0.00	40.00
40-1290	MOUNT IDU (BLDG 40)	400.00	400.00	0.00	400.00	100.0	0.00	20.00
40-1320	REFRIGERANT PIPING (BLDG 40)	3200.00	3200.00	0.00	3200.00	100.0	0.00	160.00
40-1480	SET ODU (BLDG 40)	300.00	300.00	0.00	300.00	100.0	0.00	15.00
40-1510	FINISH CONTROLS (BLDG 40)	900.00	450.00	0.00	450.00	50.0	450.00	22.50
40-1530	STARTUP/TEST HVAC EQPT (BLDG 40)	600.00	0.00	0.00	0.00		600.00	0.00
41-1310	R.I. CONTROLS CONDUIT (BLDG 41)	1400.00	1400.00	0.00	1400.00	100.0	0.00	70.00
41-1330	PULL CONTROLS WIRE (BLDG 41)	800.00	800.00	0.00	800.00	100.0	0.00	40.00
41-1350	MOUNT IDU (BLDG 41)	600.00	600.00	0.00	600.00	100.0	0.00	30.00
41-1370	REFRIGERANT PIPING (BLDG 41)	3700.00	3700.00	0.00	3700.00	100.0	0.00	185.00
41-1490	SET ODU (BLDG 41)	300.00	300.00	0.00	300.00	100.0	0.00	15.00
41-1520	FINISH CONTROLS (BLDG 41)	900.00	450.00	450.00	900.00	100.0	0.00	45.00
41-1540	STARTUP/TEST HVAC EQPT (BLDG 41)	600.00	0.00	0.00	0.00		600.00	0.00
50-1010	DEEP LS SYSTEM PIPING (BLDG 50)	38000.00	38000.00	0.00	38000.00	100.0	0.00	1900.00
50-1240	ROOF CURB (BLDG 50)	700.00	700.00	0.00	700.00	100.0	0.00	35.00
50-1305	R.I. CONTROLS CONDUIT (BLDG 50)	9020.00	4510.00	902.00	5412.00	60.0	3608.00	270.60
50-1310	LIFE SUPPORT SYSTEM EQPT & HOOKUP (BLDG 50)	25000.00	18750.00	5000.00	23750.00	95.0	1250.00	1187.50
50-1320	HVAC DUCTWORK (BLDG 50)	400.00	0.00	0.00	0.00		400.00	0.00
50-1350	SET ROOF-MT EXHAUST FAN (BLDG 50)	400.00	0.00	0.00	0.00		400.00	0.00
50-1395	PULL CONTROLS WIRE (BLDG 50)	2256.00	0.00	0.00	0.00		2256.00	0.00
50-1455	FINISH CONTROLS (BLDG 50)	11274.00	0.00	0.00	0.00		11274.00	0.00
50-1460	ACCESS HATCH COVER (BLDG 50)	400.00	400.00	0.00	400.00	100.0	0.00	20.00
50-1470	FRP SUMP GRATES (BLDG 50)	400.00	400.00	0.00	400.00	100.0	0.00	20.00
51-1150	SEWAGE SYSTEM EQPT & HOOKUP (BLDG 51)	46000.00	13800.00	0.00	13800.00	30.0	32200.00	690.00
51-1160	ACCESS HATCH COVERS (BLDG 51)	3000.00	0.00	0.00	0.00		3000.00	0.00
52-1290	ROOF CURBS (BLDG 52)	700.00	700.00	0.00	700.00	100.0	0.00	35.00
52-1350	LIFE SUPPORT SYSTEM EQPT & HOOKUP (BLDG 52)	106000.00	95400.00	0.00	95400.00	90.0	10600.00	4770.00
52-1370	HVAC DUCTWORK (BLDG 52)	3400.00	340.00	0.00	340.00	10.0	3060.00	17.00
52-1390	SET ROOF-MT EXHAUST FANS (BLDG 52)	800.00	0.00	0.00	0.00		800.00	0.00
52-1400	R.I. CONTROLS CONDUIT (BLDG 52)	17596.00	1760.00	0.00	1760.00	10.0	15836.00	88.00
52-1430	MOUNT IDUs (BLDG 52)	400.00	0.00	0.00	0.00		400.00	0.00
52-1440	PULL CONTROLS WIRE (BLDG 52)	4398.00	0.00	0.00	0.00		4398.00	0.00
52-1460	REFRIGERANT PIPING (BLDG 52)	2300.00	0.00	2070.00	2070.00	90.0	230.00	103.50

REPORT DATE 06MAY15
11:11

MONTHLY EARNINGS REPORT by SUB

AFRICA EXHIBIT INCR 2 & 3

(BILLING PERIOD: 02/01/15 - 02/28/15)

PAGE NO. 62

STRATEG - STRATEGIC MECHANICAL

ACTIVITY ID	ACTIVITY DESCRIPTION	BUDGET AMOUNT	PREVIOUS EARNINGS	EARNINGS THIS PERIOD	TOTAL TO DATE	PCT CMP	REM'G TO COMPLETE	RETENTION
ORIGINAL CONTRACT								
52-1480	SET ODUs (BLDG 52)	300.00	0.00	0.00	0.00		300.00	0.00
52-1530	FINISH CONTROLS (BLDG 52)	21996.00	0.00	0.00	0.00		21996.00	0.00
52-1580	ACCESS HATCH COVERS (BLDG 52)	300.00	0.00	0.00	0.00		300.00	0.00
52-1590	FRP SUMP GRATING (BLDG 52)	300.00	0.00	0.00	0.00		300.00	0.00
52-1620	STARTUP/TEST HVAC EQPT (BLDG 52)	600.00	0.00	0.00	0.00		600.00	0.00
SF2-1000	INSTALL/BACKFILL LS SYSTEM PIPING(MAHALI POOL)	100000.00	100000.00	0.00	100000.00	100.0	0.00	5000.00
SF5-1000	INSTALL/BACKFILL LS SYSTEM PIPING(DBL MOAT POOL)	150000.00	142500.00	0.00	142500.00	95.0	7500.00	7125.00
SF6-1000	INSTALL/BACKFILL LS SYSTEM PIPING(ELEPHANT POOL)	115000.00	109250.00	0.00	109250.00	95.0	5750.00	5462.50
SF8-1000	INSTALL/BACKFILL LS SYSTEM PIPNG(ELEPHANT FALLS)	175000.00	140000.00	26250.00	166250.00	95.0	8750.00	8312.50
074213-01A	SUBMIT METAL WALL PANELS	1200.00	1200.00	0.00	1200.00	100.0	0.00	60.00
074213-01C	FAB/DEL METAL WALL PANELS	107500.00	64500.00	16125.00	80625.00	75.0	26875.00	4031.25
225500-01A	SUBMIT ELEPHANT & HOOF STOCK LIFE SUPPORT SYS	15395.00	15395.00	0.00	15395.00	100.0	0.00	769.75
225500-01C	FAB/DEL ELEPHANT & HOOF STOCK LIFE SUPPORT SYS	1265600.00	1139040.00	12656.00	1151696.00	91.0	113904.00	57584.80
230001-01A	SUBMIT HVAC DUCTWORK	6600.00	6600.00	0.00	6600.00	100.0	0.00	330.00
230001-01C	FAB/DEL HVAC DUCTWORK	67500.00	55350.30	0.00	55350.30	82.0	12149.70	2767.52
230001-02C	FAB/DEL MECH PIPING/SUPPORTS	15000.00	13500.00	0.00	13500.00	90.0	1500.00	675.00
230001-03C	FAB/DEL MECH PIPING INSULATION	6500.00	0.00	4875.00	4875.00	75.0	1625.00	243.75
230001-04C	FAB/DEL AIR TERMINALS & DUCT FITTINGS	14700.00	8820.00	0.00	8820.00	60.0	5880.00	441.00
230001-05C	FAB/DEL DUCTWORK INSULATION	5500.00	0.00	0.00	0.00		5500.00	0.00
230001-06C	FAB/DEL A/C UNITS	46500.00	46500.00	0.00	46500.00	100.0	0.00	2325.00
230001-07C	FAB/DEL SPLIT SYSTEM A/C UNITS	73800.00	73800.00	0.00	73800.00	100.0	0.00	3690.00
230001-08C	FAB/DEL EXHAUST FANS	50000.00	50000.00	0.00	50000.00	100.0	0.00	2500.00
230001-09C	FAB/DEL ENERGY RECOVERY VENTILATORS	65600.00	65600.00	0.00	65600.00	100.0	0.00	3280.00
230001-10C	FAB/DEL BOILER	7800.00	7020.00	0.00	7020.00	90.0	780.00	351.00
230001-11C	FAB/DEL FLY FANS	13000.00	13000.00	0.00	13000.00	100.0	0.00	650.00
230001-12C	FAB/DEL MAKE-UP AIR UNIT (MUA 1 LG)	42000.00	42000.00	0.00	42000.00	100.0	0.00	2100.00
230001-13C	FAB/DEL MAKE-UP AIR UNIT (MUA-1C & 1L)	59000.00	59000.00	0.00	59000.00	100.0	0.00	2950.00
230001-14C	FAB/DEL RADIANT HEATERS	91522.00	91522.00	0.00	91522.00	100.0	0.00	4576.10
230900-01A	SUBMIT FACILITIES MANAGEMENT SYSTEM	24680.00	24680.00	0.00	24680.00	100.0	0.00	1234.00
230900-01C	FAB/DEL FACILITIES MANAGEMENT SYSTEM	82065.00	32826.00	0.00	32826.00	40.0	49239.00	1641.30
		3515450.00	2753285.05	123251.20	2876536.25	81.8	638913.75	143826.81
CHANGE ORDERS								
CO-02-062	C/O 02- PCO 062- CHEETAH VIEWING CHANGES	4647.00	4647.00	0.00	4647.00	100.0	0.00	232.35
PCO-030.2	PCO 030.2- CONFORMED & CITY PERMIT DWG CHANGES	33029.00	13551.00	6266.00	19817.00	60.0	13212.00	990.85
PCO-059	PCO 059- RADIANT FLOOR & STORAGE ROOM	120814.00	24162.80	0.00	24162.80	20.0	96651.20	1208.14
PCO-071	PCO 071- VFDs @ LSS BUILDINGS	7289.00	0.00	7289.00	7289.00	100.0	0.00	364.45
PCO-083	PCO 083- RIGID INSUL @ SHT A00-501 DTL C-8G	5152.00	5152.00	0.00	5152.00	100.0	0.00	257.60
PCO-114.1	PCO 114.001- CHG POND VACUUM FITTINGS TO BRONZE	2704.00	2704.00	0.00	2704.00	100.0	0.00	135.20
		173635.00	50216.80	13555.00	63771.80	36.7	109863.20	3188.59
		3689085.00	2803501.85	136806.20	2940308.05	79.7	748776.95	147015.40

REQUEST FOR PROGRESS PAYMENT

Subcontractor: Strategic Mechanical, Inc.
 4661 E. Commerce Avenue
 Fresno, CA. 93725
 Telephone # 559-291-1952
 Harris Contract # 125418
 Vendor #: 6483

DATE 2/19/2015
 Harris Project Number # 1254
 Project Name: Fresno Chaffee Zoo Africa
 Billing # 12
 Billing Period Ending 2/28/2015

NOTE SPECIAL PROVISIONS

Note: Enter Amounts in Whole Dollars only.
 Fax billings to the jobsite office as required by each project.

Subcontractor Use Only

ORIGINAL CONTRACT:				
PHASE CODE #	DESCRIPTION	ORIGINAL CONTRACT AMOUNT	% COMPLETE TO DATE	ORIGINAL CONTRACT WORK TO DATE
15-0600	HVAC	1,597,450.00	76.45%	\$1,221,557.25
15-0300	Process Piping	1,918,000.00	86%	\$1,654,979.00
Total of Original Contract GMP		⬇️ 3,515,450.00	81.80%	⬇️ \$2,876,536.25

CONTRACT CHANGE ORDERS				
PHASE CODE #	DESCRIPTION	APPROVED CHANGE ORDERS TO DATE	% COMPLETE TO DATE	APPROVED CHANGE ORDERS BILLED TO DATE
PCO-062		4,647.00	100%	4,647.00
PCO-083		5,152.00	100%	5,152.00
PCO-114.001		2,704.00	100%	2,704.00
PCO-071		7,289.00	100%	7,289.00
pco-30.2		33,029.00	60%	19,818.00
PCO-59		120,814.00	20%	24,161.80
TOTAL OF CONTRACT CHANGES		⬇️ \$173,635.00	36.7%	⬇️ \$63,771.80

PROJECT TOTALS	(Total 79.7%)	
Total contract amount to date ⬇️	3,689,085.00	Total billing to date ⬇️ \$2,940,308.05
Retention 5% PERCENT		(\$147,015.40)
SUBTOTAL	⬇️ \$2,793,292.65	
LESS PRIOR NET BILLINGS		(\$2,663,326.76) ✓
TOTAL DUE THIS BILLING	⬇️ \$129,965.89	13/

LIST MAJOR SUPPLIERS WHO PROVIDED MATERIALS/SERVICES ON THIS PROJECT		
NAME OF SUPPLIER	CONTACT PERSON	Telephone Number

Harris Use Only

ORIGINAL CONTRACT:		
PERCENTAGE APPROVED	TOTAL PREVIOUS BILLING	CURRENT AMOUNT DUE

CONTRACT CHANGE ORDERS			
FULLY EXECUTED	Percentage Approved	TOTAL PREVIOUS BILLING	CURRENT AMOUNT DUE

PROJECT TOTALS			

Compliance Checklist		
Daily Reports	Record Dwgs	
Certified Payroll	Closeout	
Contract	Safety Reports	
Insurance		

Approved Notes

Harris Field Approval		Notes
Project Manager / Superintendent		

REPORT DATE 06MAY15
11:11

MONTHLY EARNINGS REPORT by SUB

AFRICA EXHIBIT INCR 2 & 3

(BILLING PERIOD: 02/01/15 - 02/28/15)

PAGE NO. 63

TIDRICK - TIDRICK TILE

ACTIVITY ID	ACTIVITY DESCRIPTION	BUDGET AMOUNT	PREVIOUS EARNINGS	EARNINGS THIS PERIOD	TOTAL TO DATE	PCT CMP	REM'G TO COMPLETE	RETENTION
ORIGINAL CONTRACT								
TBA-1270	TILE	25344.00	25344.00	0.00	25344.00	100.0	0.00	1267.20
		25344.00	25344.00	0.00	25344.00	100.0	0.00	1267.20
		25344.00	25344.00	0.00	25344.00	100.0	0.00	1267.20

REPORT DATE 06MAY15
11:11

MONTHLY EARNINGS REPORT by SUB

AFRICA EXHIBIT INCR 2 & 3

(BILLING PERIOD: 02/01/15 - 02/28/15)

PAGE NO. 64

TMR - TMR EXECUTIVE INTERIORS

ACTIVITY ID	ACTIVITY DESCRIPTION	BUDGET AMOUNT	PREVIOUS EARNINGS	EARNINGS THIS PERIOD	TOTAL TO DATE	PCT CMP	REM'G TO COMPLETE	RETENTION
ORIGINAL CONTRACT								
GC-1200	CASEWORK WI CERTS	1800.00	1800.00	0.00	1800.00	100.0	0.00	90.00
01-2120	ARCHITECTURAL CASEWORK (BLDG 1)	89078.00	0.00	0.00	0.00		89078.00	0.00
10-1710	CASEWORK/COUNTERTOPS (MAIN LVL)	9784.00	0.00	0.00	0.00		9784.00	0.00
10-1720	INSTALL GIRAFFE BUTTRESSES (MAIN LVL)	7040.00	0.00	0.00	0.00		7040.00	0.00
064100-01A	SUBMIT ARCHITECTURAL WOOD CASEWORK	17846.00	17846.00	0.00	17846.00	100.0	0.00	892.30
064100-01C	FAB/DEL ARCHITECTURAL WOOD CASEWORK	125772.00	0.00	20249.00	20249.00	16.1	105523.00	1012.45
		251320.00	19646.00	20249.00	39895.00	15.9	211425.00	1994.75
CHANGE ORDERS								
PCO-270	PCO 270- LODGE CLASSROOM CABINETRY CHANGES	17440.00	0.00	0.00	0.00		17440.00	0.00
		17440.00	0.00	0.00	0.00		17440.00	0.00
		268760.00	19646.00	20249.00	39895.00	14.8	228865.00	1994.75

REQUEST FOR PROGRESS PAYMENT

Subcontractor: TMR EXECUTIVE INTERIOR'S, INC.
 2677 N. Argyle
 Fresno, CA 93727
 Telephone #: 559-346-0631
 Harris Contract #: 125430
 Vendor #: 6691

DATE 2/20/2015
 Harris Project Number # 1254
 Project Name: Fresno Chaffee Zoo Africa
 Billing # 2
 Billing Period Ending 2/28/2015

NOTE SPECIAL PROVISIONS

Note: Enter Amounts in Whole Dollars only.
 Fax billings to the jobsite office as required by each project.

Subcontractor Use Only

Harris Use Only

ORIGINAL CONTRACT:				
PHASE CODE #	DESCRIPTION	ORIGINAL CONTRACT AMOUNT	% COMPLETE TO DATE	ORIGINAL CONTRACT WORK TO DATE
00 06-0410-S	Cabinetwork	\$251,320.00	15.9%	\$39,895.00
Total of Original Contract GMP		\$251,320.00	15.9%	\$39,895.00

ORIGINAL CONTRACT:		
PERCENTAGE APPROVED	TOTAL PREVIOUS BILLING	CURRENT AMOUNT DUE

CONTRACT CHANGE ORDERS				
PHASE CODE #	DESCRIPTION	APPROVED CHANGE ORDERS TO DATE	% COMPLETE TO DATE	APPROVED CHANGE ORDERS BILLED TO DATE
SCO 1	PCO-270	\$17,440.00	0.0%	
TOTAL OF CONTRACT CHANGES		\$17,440.00		\$0.00

CONTRACT CHANGE ORDERS			
FULLY EXECUTED	Percentage Approved	TOTAL PREVIOUS BILLING	CURRENT AMOUNT DUE

PROJECT TOTALS		14.8%
Total contract amount to date	\$268,760.00	Total Billing to date \$39,895.00
LESS RETENTION (5 PERCENT)	(\$1,994.75)	
SUBTOTAL	\$37,900.25	
LESS PRIOR NET BILLINGS	(\$18,663.70)	
TOTAL DUE THIS BILLING	\$19,236.55	13/

PROJECT TOTALS		

LIST MAJOR SUPPLIERS WHO PROVIDED MATERIALS/SERVICES ON THIS PROJECT		
NAME OF SUPPLIER	CONTACT PERSON	Telephone Number

Compliance Checklist		
Daily Reports	Record Dwgs	
Certified Payroll	Closeout	
Contract	Safety Reports	
Insurance		

Approved Notes

Harris Field Approval		
Project Manager / Superintendent		

REPORT DATE 06MAY15
11:11

MONTHLY EARNINGS REPORT by SUB

AFRICA EXHIBIT INCR 2 & 3

(BILLING PERIOD: 02/01/15 - 02/28/15)

PAGE NO. 65

VALLEY - VALLEY EXCAVATION

ACTIVITY ID	ACTIVITY DESCRIPTION	BUDGET AMOUNT	PREVIOUS EARNINGS	EARNINGS THIS PERIOD	TOTAL TO DATE	PCT CMP	REM'G TO COMPLETE	RETENTION
ORIGINAL CONTRACT								
EW-1220	EXC PONDING BASIN/SITE STRIPPG/EARTHWORK & PADS	428500.00	428500.00	0.00	428500.00	100.0	0.00	21425.00
EW-1240	LODGE BLDG PAD EARTHWORK	16100.00	16100.00	0.00	16100.00	100.0	0.00	805.00
EW-1270	BLDG PADS- LION HOLDING,RETAIL, CHEETAH HOLDING	19800.00	19800.00	0.00	19800.00	100.0	0.00	990.00
PD-1020	GRADE FOR SIDEWALKS (PARK DRIVE W) *N/A*	3900.00	3900.00	0.00	3900.00	100.0	0.00	195.00
PD-1070	PATCH A/C PAVING (PARK DRIVE W) *N/A*	11700.00	11700.00	0.00	11700.00	100.0	0.00	585.00
01-2280	FINISH GRADING @ LODGE	11500.00	5750.00	0.00	5750.00	50.0	5750.00	287.50
12-1140	CRUSHED STONE FLOORING (BLDG 12)	0.00	0.00	0.00	0.00		0.00	0.00
32-1420	BACKFILL/COMPACT RETAINING WALLS (BLDG 32)	12900.00	7740.00	3870.00	11610.00	90.0	1290.00	580.50
34B-1070	BACKFILL/COMPACT CONC WALLS (BLDG 34 BRIDGE)	6500.00	6500.00	0.00	6500.00	100.0	0.00	325.00
50-1130	BACKFILL/COMPACT SUMP WALLS (BLDG 50)	8700.00	8700.00	0.00	8700.00	100.0	0.00	435.00
51-1120	BACKFILL/COMPACT PIT WALLS (BLDG 51)	6900.00	6900.00	0.00	6900.00	100.0	0.00	345.00
SF1-1060	BACKFILL/COMPACT RETG WALL (ENTRY SIGN)	3300.00	3300.00	0.00	3300.00	100.0	0.00	165.00
SF1-1180	FINE GRADE FOR UNIT PAVING (BOA ENTRY)	13800.00	13800.00	0.00	13800.00	100.0	0.00	690.00
SF1-1210	BASEROCK FOR UNIT PAVERS (BOA ENTRY)	43500.00	43500.00	0.00	43500.00	100.0	0.00	2175.00
SF1-1230	BASEROCK & A/C PAVING (BOA ENTRY)	31500.00	31500.00	0.00	31500.00	100.0	0.00	1575.00
SF1-1330	CRUSHED STONE SURFACING (BOA ENTRY)	9200.00	4600.00	4600.00	9200.00	100.0	0.00	460.00
SF2-1060	BACKFILL/COMPACT LOWER WALLS (MAHALI POOL)	7800.00	7800.00	0.00	7800.00	100.0	0.00	390.00
SF2-1110	BACKFILL/COMPACT UPPER WALLS (MAHALI POOL)	12600.00	12600.00	0.00	12600.00	100.0	0.00	630.00
SF2-1310	FINE GRADE FOR CONC PAVING (LODGE/MAHALI)	20600.00	4120.00	2060.00	6180.00	30.0	14420.00	309.00
SF2-1330	BASEROCK FOR CONC PAVING (LODGE/MAHALI)	25900.00	12950.00	0.00	12950.00	50.0	12950.00	647.50
SF3-1040	BASEROCK/PAVING @ LION HOLDING	37700.00	32045.00	0.00	32045.00	85.0	5655.00	1602.25
SF3-1090	BACKFILL/COMPACT CMU WALL (LION EXHIBIT)	14000.00	7000.00	0.00	7000.00	50.0	7000.00	350.00
SF3-1200	CRUSHED STONE SURFACING (LION/MEERKAT)	95900.00	9590.00	0.00	9590.00	10.0	86310.00	479.50
SF3-1330	BACKFILL RETG & SEAT WALLS (MEERKAT AREA)	10900.00	5450.00	0.00	5450.00	50.0	5450.00	272.50
SF3-1380	BASEROCK (MEERKAT AREA)	13700.00	0.00	0.00	0.00		13700.00	0.00
SF4-1130	CRUSHED STONE SURFACING (ZONE 4)	57600.00	28800.00	0.00	28800.00	50.0	28800.00	1440.00
SF5-1060	BACKFILL/COMPACT LOWER WALLS (DBL MOAT POOL)	18700.00	18700.00	0.00	18700.00	100.0	0.00	935.00
SF5-1110	BACKFILL/COMPACT UPPER WALLS (DBL MOAT POOL)	21000.00	21000.00	0.00	21000.00	100.0	0.00	1050.00
SF5-1160	BACKFILL/COMPACT RETG WALLS (KOPJE TOP)	16800.00	16800.00	0.00	16800.00	100.0	0.00	840.00
SF5-1270	CRUSHED STONE SURFACING @ KOPJE TOP (ZONE 5)	31000.00	0.00	0.00	0.00		31000.00	0.00
SF6-1070	BACKFILL/COMPACT WALLS (ELEPHANT POOL)	21400.00	21400.00	0.00	21400.00	100.0	0.00	1070.00
SF6-1090	BACKFILL/COMPACT SKIMMERS (ELEPHANT POOL)	25500.00	25500.00	0.00	25500.00	100.0	0.00	1275.00
SF6-1260	BACKFILL CURBS (SAVANNA #2 WALLOW)	14700.00	7350.00	0.00	7350.00	50.0	7350.00	367.50
SF6-1460	CRUSHED STONE SURFACING (ZONE 6)	64000.00	0.00	0.00	0.00		64000.00	0.00
SF8-1060	BACKFILL/COMPACT WALLS (N & S TUNNELS)	41000.00	41000.00	0.00	41000.00	100.0	0.00	2050.00
SF8-1180	BACKFILL CMU RETG WALL (ELEPHANT FALLS)	21000.00	21000.00	0.00	21000.00	100.0	0.00	1050.00
SF8-1280	CRUSHED STONE SURFACING (ZONE 8)	102000.00	0.00	0.00	0.00		102000.00	0.00
SF9-1000	CRUSHED STONE SURFACING @ BLDG 31 (SAVANNA #4)	21000.00	0.00	0.00	0.00		21000.00	0.00
SRV-1040	BACKFILL CMU WALLS (NORTH DUMPSTER)	5700.00	5700.00	0.00	5700.00	100.0	0.00	285.00
SRV-1110	BACKFILL CMU WALLS (SOUTH DUMPSTER)	4700.00	4700.00	0.00	4700.00	100.0	0.00	235.00
SRV-1140	SUBGRADE PREP (SERVICE RD)	29000.00	29000.00	0.00	29000.00	100.0	0.00	1450.00
SRV-1150	BASEROCK (SERVICE RD)	59200.00	44400.00	0.00	44400.00	75.0	14800.00	2220.00
SRV-1160	A/C PAVING (SERVICE RD)	98100.00	0.00	0.00	0.00		98100.00	0.00
SF10-1040	BACKFILL CURBS FOR WALLOWS (SAVANNA #1)	9800.00	0.00	0.00	0.00		9800.00	0.00
SFM-1010	SUBGRADE PREP (PARKING LOT)	27300.00	27300.00	0.00	27300.00	100.0	0.00	1365.00
SFM-1020	BASEROCK (PARKING LOT)	49500.00	49500.00	0.00	49500.00	100.0	0.00	2475.00
SFM-1050	A/C PAVING (PARKING LOT)	67000.00	67000.00	0.00	67000.00	100.0	0.00	3350.00
SFM-1080	SEALCOAT (PARKING LOT)	6000.00	6000.00	0.00	6000.00	100.0	0.00	300.00
SFM-1090	STRIPING (PARKING LOT)	1000.00	1000.00	0.00	1000.00	100.0	0.00	50.00
SFM-1100	WHEELSTOPS (PARKING LOT)	1000.00	1000.00	0.00	1000.00	100.0	0.00	50.00

REPORT DATE 06MAY15
11:11

MONTHLY EARNINGS REPORT by SUB

AFRICA EXHIBIT INCR 2 & 3

(BILLING PERIOD: 02/01/15 - 02/28/15)

PAGE NO. 66

VALLEY - VALLEY EXCAVATION

ACTIVITY ID	ACTIVITY DESCRIPTION	BUDGET AMOUNT	PREVIOUS EARNINGS	EARNINGS THIS PERIOD	TOTAL TO DATE	PCT CMP	REM'G TO COMPLETE	RETENTION
ORIGINAL CONTRACT								
SFM-1110	PAINT CROSSWALK (BELMONT AVE)	900.00	900.00	0.00	900.00	100.0	0.00	45.00
SFM-1160	SUBGRADE PREP (PARK ROAD)	11800.00	2950.00	2950.00	5900.00	50.0	5900.00	295.00
SFM-1170	BASEROCK (PARK ROAD)	60000.00	0.00	30000.00	30000.00	50.0	30000.00	1500.00
SFM-1180	A/C PAVING (PARK ROAD)	130000.00	0.00	0.00	0.00		130000.00	0.00
SFM-1190	SEAL COAT (PARK ROAD)	10000.00	0.00	0.00	0.00		10000.00	0.00
		1893600.00	1144845.00	43480.00	1188325.00	62.8	705275.00	59416.25
CHANGE ORDERS								
CO-02-062	C/O 02- PCO 062- CHEETAH VIEWING CHANGES	2047.00	2047.00	0.00	2047.00	100.0	0.00	102.35
PCO-059	PCO 059- RADIANT FLOOR & STORAGE ROOM	2196.00	2196.00	0.00	2196.00	100.0	0.00	109.80
PCO-110	PCO 110- CHANGE GRADES @ BOA ENTRY	2143.00	2143.00	0.00	2143.00	100.0	0.00	107.15
PCO-112	PCO 112- WET SOIL @ GIRAFFE/RHINO FROM OLD LINE	7963.00	7963.00	0.00	7963.00	100.0	0.00	398.15
PCO-134	PCO 134- IBA-CUT/CAP IRRIGATION LINE @ BOA ENTRY	-1226.00	-1226.00	0.00	-1226.00	100.0	0.00	-61.30
PCO-136.1	PCO 136.001-ASI 9 PART 2-ELEPH WATRNG HOLE/MOAT	6118.00	6118.00	0.00	6118.00	100.0	0.00	305.90
PCO-140	PCO 140- IBA- HAYDON EXCAVATE LSS's	-30581.00	-30581.00	0.00	-30581.00	100.0	0.00	-1529.05
PCO-174	PCO 174- INC#1 EWK/PAVING CHGS @ BELMONT PARKING	-84670.00	-84670.00	0.00	-84670.00	100.0	0.00	-4233.50
PCO-188	PCO 188- IBA- REPAIR BROKEN WATER LINE@BOA ENTRY	-370.00	-370.00	0.00	-370.00	100.0	0.00	-18.50
		-96380.00	-96380.00	0.00	-96380.00	100.0	0.00	-4819.00
		1797220.00	1048465.00	43480.00	1091945.00	60.8	705275.00	54597.25

REQUEST FOR PROGRESS PAYMENT

Subcontractor: Valley Excavation Inc
 2985 N. Burl Ave. #103
 Fresno, CA. 93727
 Telephone # 559-269-3001
 Harris Contract # 125409
 Vendor #: 6993

DATE 2/15/2015
 Harris Project Number # 1254
 Project Name: Fresno Chaffee Zoo Africa
 Billing # 14
 Billing Period Ending 2/28/2015

NOTE SPECIAL PROVISIONS

Note: Enter Amounts in Whole Dollars only.
 Fax billings to the jobsite office as required by each project.

Subcontractor Use Only

Harris Use Only

ORIGINAL CONTRACT:				
PHASE CODE #	DESCRIPTION	ORIGINAL CONTRACT AMOUNT	% COMPLETE TO DATE	ORIGINAL CONTRACT WORK TO DATE
02-0200S	Earthwork / Paving	1,893,600.00	62.80%	\$1,188,325.00
Total of Original Contract GMP		1,893,600.00	62.80%	\$1,188,325.00

ORIGINAL CONTRACT:		
PERCENTAGE APPROVED	TOTAL PREVIOUS BILLING	CURRENT AMOUNT DUE

CONTRACT CHANGE ORDERS				
PHASE CODE #	DESCRIPTION	APPROVED CHANGE ORDERS TO DATE	% COMPLETE TO DATE	APPROVED CHANGE ORDERS BILLED TO DATE
TOTAL OF CONTRACT CHANGES		⌊ (\$96,380.00)	100%	⌊ (\$96,380.00)

CONTRACT CHANGE ORDERS			
FULLY EXECUTED	Percentage Approved	TOTAL PREVIOUS BILLING	CURRENT AMOUNT DUE

PROJECT TOTALS	
Total contract amount to date	⌊ 1,797,220.00
Retention 5% PERCENT	(\$54,597.25)
SUBTOTAL	⌊ \$1,037,347.75
LESS PRIOR NET BILLINGS	(\$996,041.75)
TOTAL DUE THIS BILLING	⌊ \$41,306.00
(Total 60.8%)	

PROJECT TOTALS		

LIST MAJOR SUPPLIERS WHO PROVIDED MATERIALS/SERVICES ON THIS PROJECT		
NAME OF SUPPLIER	CONTACT PERSON	Telephone Number

Compliance Checklist		
Daily Reports	Record Dwgs	
Certified Payroll	Closeout	
Contract	Safety Reports	
Insurance		

Approved	Notes
Harris Field Approval Project Manager / Superintendent	<div style="font-size: 2em; font-family: cursive;"> </div>

REPORT DATE 06MAY15
11:11

MONTHLY EARNINGS REPORT by SUB

AFRICA EXHIBIT INCR 2 & 3

(BILLING PERIOD: 02/01/15 - 02/28/15)

PAGE NO. 67

VFENCE - VALLEY FENCE COMPANY

ACTIVITY ID	ACTIVITY DESCRIPTION	BUDGET AMOUNT	PREVIOUS EARNINGS	EARNINGS THIS PERIOD	TOTAL TO DATE	PCT CMP	REM'G TO COMPLETE	RETENTION
ORIGINAL CONTRACT								
13-1140	VISITOR WOOD RAILING (BLDG 13)	57985.00	0.00	0.00	0.00		57985.00	0.00
30-1270	CHAINLINK FENCING ON CMU WALLS (BLDG 30)	128000.00	38400.00	0.00	38400.00	30.0	89600.00	1920.00
SF1-1270	BRUSH MAT FENCING (BOA ENTRY)	44000.00	2920.00	0.00	2920.00	6.6	41080.00	146.00
SF1-1280	VISITOR RAILS (BOA ENTRY)	28000.00	0.00	11200.00	11200.00	40.0	16800.00	560.00
SF2-1360	VISITOR RAILS (LODGE TERRACE)	55000.00	0.00	0.00	0.00		55000.00	0.00
SF2-1370	BRUSH MAT FENCING (LODGE/MAHALI)	44405.00	0.00	0.00	0.00		44405.00	0.00
SF3-1120	VISITOR RAILS (LION/MEERKAT)	125000.00	0.00	0.00	0.00		125000.00	0.00
SF3-1220	NATURAL TIMBER BOMA FENCE (MEERKAT)	23700.00	0.00	0.00	0.00		23700.00	0.00
SF3-1230	BRUSH MAT ON CHAINLINK FENCING (LION/MEERKAT)	178000.00	0.00	0.00	0.00		178000.00	0.00
SF4-1070	VISITOR RAILS (ZONE 4)	65000.00	0.00	0.00	0.00		65000.00	0.00
SF6-1200	NATURAL TIMBER BOMA FENCE (SO. RESTROOM)	22680.00	0.00	0.00	0.00		22680.00	0.00
SF6-1330	VISITOR RAILS (ZONE 6)	70000.00	0.00	0.00	0.00		70000.00	0.00
SF8-1190	SITE GATES (ZONE 8)	65000.00	0.00	0.00	0.00		65000.00	0.00
SF8-1210	VISITOR RAILS (ZONE 8)	15450.00	0.00	0.00	0.00		15450.00	0.00
SF8-1340	SERVICE CHAINLINK FENCING (OFF EXH ELEPHANT YD)	64000.00	0.00	0.00	0.00		64000.00	0.00
SF9-1010	RHINO BOMA BARRIERS (SAVANNA #4)	82000.00	82000.00	0.00	82000.00	100.0	0.00	4100.00
SF9-1020	GIRAFFE CHAIN LINK BARRIERS (SAVANNA #4)	17000.00	0.00	0.00	0.00		17000.00	0.00
SRV-1060	SERVICE CHAINLINK FENCING (NORTH DUMPSTER)	10000.00	8000.00	0.00	8000.00	80.0	2000.00	400.00
SRV-1130	SERVICE CHAINLINK FENCING (SOUTH DUMPSTER)	10000.00	8000.00	0.00	8000.00	80.0	2000.00	400.00
SFM-1070	CHAIN LINK FENCING & GATES (PARKING LOT)	16000.00	16000.00	0.00	16000.00	100.0	0.00	800.00
SFM-1150	ZOO PERIMETER CHAINLINK FENCING & GATES	167000.00	66800.00	0.00	66800.00	40.0	100200.00	3340.00
SFM-1200	SERVICE CHAINLINK FENCING (TILE 16)	20000.00	20000.00	0.00	20000.00	100.0	0.00	1000.00
057316-01A	SUBMIT VISITOR BARRIERS	10000.00	10000.00	0.00	10000.00	100.0	0.00	500.00
057316-01C	FAB/DEL VISITOR BARRIERS	155000.00	0.00	0.00	0.00	0.0	155000.00	0.00
		1473220.00	252120.00	11200.00	263320.00	17.9	1209900.00	13166.00
CHANGE ORDERS								
CO-02-062	C/O 02- PCO 062- CHEETAH VIEWING CHANGES	-20048.00	-20048.00	0.00	-20048.00	100.0	0.00	-1002.40
PCO-030.2	PCO 030.2- CONFORMED & CITY PERMIT DWG CHANGES	20534.00	20534.00	0.00	20534.00	100.0	0.00	1026.70
PCO-380	PCO 380- SITE- CHG VISITOR RAIL TYPE #1 TO #2	-52000.00	0.00	0.00	0.00		-52000.00	0.00
		-51514.00	486.00	0.00	486.00	-0.9	-52000.00	24.30
		1421706.00	252606.00	11200.00	263806.00	18.6	1157900.00	13190.30

REQUEST FOR PROGRESS PAYMENT

Subcontractor: Valley Fence Company
 3505 Lind Avenue
 Clovis, CA. 93612
 Telephone # 559-294-0451
 Harris Contract # 125432
 Vendor #: 7000

DATE 2/20/2015
 Harris Project Number # 1254
 Project Name: Fresno Chaffee Zoo Africa
 Billing # 5
 Billing Period Ending 2/28/2015

NOTE SPECIAL PROVISIONS

Note: Enter Amounts in Whole Dollars only.
 Fax billings to the jobsite office as required by each project.

Subcontractor Use Only

Harris Use Only

ORIGINAL CONTRACT:				
PHASE CODE #	DESCRIPTION	ORIGINAL CONTRACT AMOUNT	% COMPLETE TO DATE	ORIGINAL CONTRACT WORK TO DATE
02-0710 S	Fencing and Gates	1,473,220.00	17.90%	\$263,320.00
Total of Original Contract GMP		1,473,220.00	17.90%	\$263,320.00

ORIGINAL CONTRACT:		
PERCENTAGE APPROVED	TOTAL PREVIOUS BILLING	CURRENT AMOUNT DUE

CONTRACT CHANGE ORDERS				
PHASE CODE #	DESCRIPTION	APPROVED CHANGE ORDERS TO DATE	% COMPLETE TO DATE	APPROVED CHANGE ORDERS BILLED TO DATE
SCO-01	PCO-062	-20,048.00	100%	-20,048.00
SCO-02	pco-30.2	20,534.00	100%	20,534.00
SCO-03	PCO-380	-52,000.00		
TOTAL OF CONTRACT CHANGES		↓ (\$51,514.00)	-90%	↓ \$486.00

CONTRACT CHANGE ORDERS			
FULLY EXECUTED	Percentage Approved	TOTAL PREVIOUS BILLING	CURRENT AMOUNT DUE

PROJECT TOTALS	
Total contract amount to date	↓ 1,421,706.00
Total billing to date	↓ \$263,806.00
Total 18.6%	
Retention 5% PERCENT	(\$13,190.30)
SUBTOTAL	↓ \$250,615.70
LESS PRIOR NET BILLINGS	(\$239,975.70)
TOTAL DUE THIS BILLING	↓ \$10,640.00

PROJECT TOTALS		

LIST MAJOR SUPPLIERS WHO PROVIDED MATERIALS/SERVICES ON THIS PROJECT		
NAME OF SUPPLIER	CONTACT PERSON	Telephone Number

Compliance Checklist		
Daily Reports	Record Dwgs	
Certified Payroll	Closeout	
Contract	Safety Reports	
Insurance		

Approved	Notes
Harris Field Approval Project Manager / Superintendent	

REPORT DATE 06MAY15
11:11

MONTHLY EARNINGS REPORT by SUB

AFRICA EXHIBIT INCR 2 & 3

(BILLING PERIOD: 02/01/15 - 02/28/15)

PAGE NO. 68

WBSALEH - WM B SALEH CO.

ACTIVITY ID	ACTIVITY DESCRIPTION	BUDGET AMOUNT	PREVIOUS EARNINGS	EARNINGS THIS PERIOD	TOTAL TO DATE	PCT CMP	REM'G TO COMPLETE	RETENTION
CHANGE ORDERS								
PCO-240	PCO 240- IBA- CAULK PRECAST PNLS @ ELEPH HOLDING	9586.00	9586.00	0.00	9586.00	100.0	0.00	479.30
PCO-264	PCO 264- IBA- SAND BLAST WOOD POLES	2000.00	2000.00	0.00	2000.00	100.0	0.00	100.00
		11586.00	11586.00	0.00	11586.00	100.0	0.00	579.30
		11586.00	11586.00	0.00	11586.00	100.0	0.00	579.30

REPORT DATE 06MAY15
11:11

MONTHLY EARNINGS REPORT by SUB

AFRICA EXHIBIT INCR 2 & 3

(BILLING PERIOD: 02/01/15 - 02/28/15)

PAGE NO. 69

WBUILD - WESTERN BUILDING MATERIALS

ACTIVITY ID	ACTIVITY DESCRIPTION	BUDGET AMOUNT	PREVIOUS EARNINGS	EARNINGS THIS PERIOD	TOTAL TO DATE	PCT CMP	REM'G TO COMPLETE	RETENTION
ORIGINAL CONTRACT								
01-2050	CEILING GRID (BLDG 1)	42910.00	0.00	0.00	0.00		42910.00	0.00
01-2070	FRP PANELS (BLDG 1)	12000.00	0.00	0.00	0.00		12000.00	0.00
01-2130	LAY-IN CEILING TILES (BLDG 1)	18390.00	0.00	0.00	0.00		18390.00	0.00
		73300.00	0.00	0.00	0.00		73300.00	0.00
CHANGE ORDERS								
PCO-327	PCO 327- ELEPHANT HOLDING ACOUSTICAL CEILINGS	3900.00	0.00	0.00	0.00		3900.00	0.00
		3900.00	0.00	0.00	0.00		3900.00	0.00
		77200.00	0.00	0.00	0.00		77200.00	0.00

REPORT DATE 06MAY15
11:11

MONTHLY EARNINGS REPORT by SUB

AFRICA EXHIBIT INCR 2 & 3

(BILLING PERIOD: 02/01/15 - 02/28/15)

PAGE NO. 70

WIRELES - WIRELESS INFRASTRUCTURE SERVICES

ACTIVITY ID	ACTIVITY DESCRIPTION	BUDGET AMOUNT	PREVIOUS EARNINGS	EARNINGS THIS PERIOD	TOTAL TO DATE	PCT CMP	REM'G TO COMPLETE	RETENTION
CHANGE ORDERS								
PCO-026.1	PCO 026.001-RELOCATE MICROWAVE TWR & CAMERA POLE	29304.00	29304.00	0.00	29304.00	100.0	0.00	1465.20
		29304.00	29304.00	0.00	29304.00	100.0	0.00	1465.20
		29304.00	29304.00	0.00	29304.00	100.0	0.00	1465.20
		45992831.00	31144143.13	2538830.93	33682974.06	73.2	12309856.94	1547137.93

ACTIVITY ID	ACTIVITY DESCRIPTION	BUDGET AMOUNT
ACELEC	- A-C ELECTRIC COMPANY	
CO-01-002	C/O 01- PCO 002- ZOO OFFICE DEMO & RELOCATION	558.00
CO-02-067	C/O 02- PCO 067- VE- ELECTRICAL, ALUM. WINDINGS	-7500.00
CO-02-097	C/O 02- PCO 097- EXTEND CONDUITS FOR WART HOG	1354.00
PCO-026	PCO 026- RELOCATE MICROWAVE TWR & CAMERA POLE	29063.00
PCO-030.2	PCO 030.2- CONFORMED & CITY PERMIT DWG CHANGES	47838.00
PCO-059.1	PCO 059.001- ELECTRICAL & GAS LINE	6449.00
PCO-084.1	PCO 084.001-IRRIGATION BOOSTER PUMP & ELECTRICAL	5822.00
PCO-123	PCO 123- ASI 7- FINISH HARDWARE CHANGES	-3909.00
PCO-135	PCO 135- IBA- PWR TO TEMP PUMP AT LIFT STATION	529.00
PCO-156	PCO 156- IBA- REMOVE 4 STREET LIGHT POLES	1633.00
PCO-159	PCO 159- ADDED CAMERA POLE @ GOLDEN STATE BLVD	14976.00
PCO-160	PCO 160- KOPJE TOP- (12) HLI FIXTURES	8190.00
PCO-161	PCO 161- RE-ROUTE FIBER OPTIC CABLE	5168.00
PCO-173	PCO 173- ASI 14- LIGHT FIXTURES @ BOA ENTRY SIGN	5084.00
PCO-191	PCO 191- LODGE AUTOMATIC DOOR ELECTRICAL	2939.00
PCO-195	PCO 195- POWER TO EXHAUST FAN EF-4LG	637.00
PCO-2111	PCO 211.001- CHANGE MAHALI LSS ELECTRICAL PANELS	1613.00
PCO-249.1	PCO 249.001- DELETE HOT GRASS, WIRE & VINES	-51378.00
PCO-306	PCO 306- CONDUIT TO IRRIG PUMP & TERMITE MOUND	1313.00
PCO-351	PCO 351- ADDED DOOR SECURITY & PCO 123 CREDIT	6767.00

		77146.00
ATHRUZ	- A THRU Z CONSULTING	
PCO-030.2	PCO 030.2- CONFORMED & CITY PERMIT DWG CHANGES	-12485.00
PCO-136.1	PCO 136.001-ASI 9 PART 2-ELEPH WATRNG HOLE/MOAT	-5678.00
PCO-146	PCO 146- GIRAFFE RHINO CHG BOLLARDS TO CMU WALL	-48300.00
PCO-221	PCO 221- IBA- CHEETAH HOLDING SITE POSTS	10231.00
PCO-251	PCO 251- IBA- ELEPHANT DEMO DOUBLE UP ON STRUCT	18871.00
PCO-308	PCO 308- DELETE ANIMAL FEEDERS @ HOOFSTOCK	-4770.00
PCO-309	PCO 309- HOOFSTOCK, DELETE ANIMAL SCALES	-8268.00
PCO-315	PCO 315- ELEPHANT HOLDING OWNER CHGS TO GATES	81486.00
PCO-372	PCO 372- ADD HERMETICALLY SEALED LOAD CELLS	4242.00
PCO-378	PCO 378- IBA- ELEPHANT HOLDING, (2) 1G EMBEDS	273.00
PCO-385	PCO 385- LION HOLDING-DELETE (3) RESTING BENCHES	-1556.00

		34046.00
BEDROCK	-- BEDROCK	
PCO-047	PCO 047- IBA- UTIL LOCATING & TEMP FENCE CHANGES	875.00

		875.00
CENCAL	- CENCAL DEMOLITION	
CO-01-002	C/O 01- PCO 002- ZOO OFFICE DEMO & RELOCATION	11600.00
CO-01-033	C/O 01- PCO 033-SEPTIC TNK/DRYWELLS @ POND BASIN	3398.00

ACTIVITY ID	ACTIVITY DESCRIPTION	BUDGET AMOUNT
CENCAL	- CENCAL DEMOLITION	
CO-01-043	C/O 01- PCO 043- ENTRY PALM & CONC EDGE BAND	1969.00
CO-01-046	C/O 01- PCO 046- ASBESTOS ABATEMENT ZOO OFFICE	4200.00
CO-01-048	C/O 01- PCO 048-LEAD PAINT ABATEMENT BIRD AVIARY	16000.00
CO-01-050	C/O 01- PCO 050- RELOCATE RESTROOMS	-3498.00
CO-02-045	C/O 02- PCO 045-DISASSEMBLE/STOCKPILE BIRD CAGES	7495.00
CO-02-070	C/O 02- PCO 070- REMOVE LEANING CEDAR@ BOA ENTRY	5900.00
PCO-032	PCO 032- SALVAGE HISTORIC ITEMS NOT ON DWGS	10530.00
PCO-089	PCO 089- DEMO ADDITIONAL TREES	17097.00
PCO-091	PCO 091- IBA- REPAIR GAS LINE @ BOA ENTRANCE	-748.00
PCO-156	PCO 156- IBA- REMOVE 4 STREET LIGHT POLES	-1633.00
PCO-229	PCO 229- IBA- CHIP CURB @ ELEPHANT HOLDING	1279.00
PCO-241	PCO 241- DEMO STONE / REMOVE SHADE STR COLUMNS	1495.00
PCO-257	PCO 257- IBA- ELEPH HOLDING, REMOVE DEADMAN FTG	8596.00

		83680.00
CHILDS	- CHILDS & CO.	
PCO-059	PCO 059- RADIANT FLOOR & STORAGE ROOM	2637.00
PCO-123	PCO 123- ASI 7- FINISH HARDWARE CHANGES	3995.00
PCO-184	PCO 184- IBA- EXPEDITE HM FRAMES-BLDGS 2,3,4 & 5	600.00
PCO-185	PCO 185- LODGE DOORS 105F & 105H	1858.00
PCO-318	PCO 318- IBA-LION HOLDING DRS & FRAMES@110B&112A	700.00
PCO-319	PCO 319- LION HOLDING DOOR HARDWARE 110B & 112A	2681.00

		12471.00
COLLINS	- COLLINS ELECTRIC	
CO-02-068	C/O 02- PCO 068- DUCTBANK SLOPE CHG @ BOA ENTRY	2067.00
PCO-026	PCO 026- RELOCATE MICROWAVE TWR & CAMERA POLE	202.00

		2269.00
CORNELL	- CORNELL IRON WORKS	
PCO-360	PCO 360- IBA- MOVE ROLL-UP DOOR FROM SUB TO MATL	6180.00

		6180.00
COST	- COST OF WISCONSIN	
CO-02-062	C/O 02- PCO 062- CHEETAH VIEWING CHANGES	-7000.00
PCO-030.2	PCO 030.2- CONFORMED & CITY PERMIT DWG CHANGES	20257.00
PCO-059	PCO 059- RADIANT FLOOR & STORAGE ROOM	3130.00
PCO-101	PCO 101- DEDUCT FOR COST SHOTCRETE MODEL	-125000.00
PCO-136	PCO 136- ASI 9- ELEPHANT FALLS CHANGES	6920.00
PCO-282	PCO 282- IBA-RETAINING WALLS @ SHOTCRETE BOULDRS	-38000.00

		-139693.00
CTU	- CTU	
PCO-030.2	PCO 030.2- CONFORMED & CITY PERMIT DWG CHANGES	1622.00

ACTIVITY ID	ACTIVITY DESCRIPTION	BUDGET AMOUNT
CTU		
-	CTU	
PCO-193	PCO 193- IBA- INTERNAL: INCREASE CTU CONTRACT	2000.00
PCO-194	PCO 194- IBA- ELEPHANT HOLDING- REMOVE EMBEDS	-4466.00
PCO-248	PCO 248- IBA- CTU FINAL SETTLEMNT EXTENDED CRANE	-3723.00
PCO-268	PCO 268- IBA- FIX ROOF BEAM EMBEDS @ PRECAST PNL	-2850.00

		-7417.00
DINUBA		
-	DINUBA HOUSE MOVERS	
CO-01-002	C/O 01- PCO 002- ZOO OFFICE DEMO & RELOCATION	29700.00
CO-01-050	C/O 01- PCO 050- RELOCATE RESTROOMS	20000.00

		49700.00
DORFM		
-	DORMEIER MASONRY	
PCO-030.2	PCO 030.2- CONFORMED & CITY PERMIT DWG CHANGES	31626.00
PCO-059	PCO 059- RADIANT FLOOR & STORAGE ROOM	5331.00
PCO-138	PCO 138- ELEPHANT HOLDING KNOCKOUT REBAR	615.00
PCO-142	PCO 142- DINING FIREPLACE CMU REINFORCING	568.00
PCO-146	PCO 146- GIRAFFE RHINO CHG BOLLARDS TO CMU WALL	27739.00
PCO-175	PCO 175- ADD REBAR FOR SHOTCRT @ VULTURE/MEERKAT	791.00
PCO-176	PCO 176- BLOCK OUT SUPPLY FANS @ VULTURE/MEERKAT	380.00
PCO-177	PCO 177- CMU WALL @ SAVANNA OVERLOOK	1168.00
PCO-209	PCO 209- GIRAFFE/RHINO CHG CMU WALL REINFORCING	5323.00
PCO-241	PCO 241- DEMO STONE / REMOVE SHADE STR COLUMNS	1560.00
PCO-242	PCO 242- RHINO, CHG CMU TO BOLLARDS @ 5 GATES	-2947.00
PCO-274	PCO 274- IBA- DINING HALL FIREPLACE	10404.00
PCO-276	PCO 276- IBA- LODGE CLASSROOM FIREPLACE	9455.00
PCO-277	PCO 277- LODGE FLAGSTONE FLOORING	148073.00
PCO-282	PCO 282- IBA-RETAINING WALLS @ SHOTCRETE BOULDRS	33399.00
PCO-320	PCO 320- IBA- LODGE- ASI #027 FIREBRICK CLARIF	2575.00

		276060.00
EARTH		
-	EARTH SHELTER DEVELOPERS	
PCO-018	PCO 018- BID HOLD EXTRAS	1795.00

		1795.00
ELITE		
-	ELITE LANDSCAPING	
PCO-084	PCO 084- IRRIGATION SYSTEM	855000.00
PCO-107	PCO 107- IBA- INCR 3 CREDIT FOR TREE PROTECTION	-7000.00
PCO-136.1	PCO 136.001-ASI 9 PART 2-ELEPH WATRNG HOLE/MOAT	-24947.00
PCO-144	PCO 144- ELITE, SEED CHANGE	6360.00
PCO-150	PCO 150- ELITE NOT RELOCATING TREES @ BOA ENTRY	-8550.00
PCO-151	PCO 151- CREDIT FOR PLANT TABS	-5716.00
PCO-152	PCO 152- ADDED SOIL AMENDMENT AT SAVANNAS	835.00
PCO-163	PCO 163- RELOCATE 2 PALMS @ ELEPH WATER HOLE	745.00
PCO-222	PCO 222- REMOVE FOUR TREES @ BOA ENTRY	187.00
PCO-233	PCO 233- IBA- ADDITIONAL TEMPORARY IRRIGATION	93226.00
PCO-368	PCO 368- IBA- TEMP IRRIGATION AT TREES	2716.00

REPORT DATE 12MAR15
11:17

CHANGE ORDER REPORT by SUB

AFRICA EXHIBIT INCR 2 & 3

(BILLING PERIOD: 02/01/15 - 02/28/15)

PAGE NO. 4

ACTIVITY ID	ACTIVITY DESCRIPTION	BUDGET AMOUNT
ELITE	- ELITE LANDSCAPING	
		912856.00
EXTREME	-- EXTREME INDUSTRIAL COATINGS	
PCO-059	PCO 059- RADIANT FLOOR & STORAGE ROOM	1323.00
PCO-279	PCO 279- WATER BASED SEALER IN LIEU OF EPOXY	-11671.00
		-10348.00
EPLUMB	- FRESNO PLUMBING	
CO-01-002	C/O 01- PCO 002- ZOO OFFICE DEMO & RELOCATION	2010.00
CO-02-088	C/O 02- PCO 088- REPLACE OLD GAS LINE @BOA ENTRY	7970.00
PCO-041	PCO 041- INCR 3 GAS LINE SIZE CHANGE	6316.00
PCO-059.1	PCO 059.001- ELECTRICAL & GAS LINE	15475.00
PCO-090	PCO 090- RVSD CRICKET @ LODGE ABOVE LION VIEWING	-958.00
PCO-091	PCO 091- IBA- REPAIR GAS LINE @ BOA ENTRANCE	748.00
PCO-116	PCO 116- ADD ROUGH-IN FOR SINK AT LODGE	2363.00
PCO-216	PCO 216- PATIO GAS LINE	14799.00
PCO-324	PCO 324- ADD (5) HAND SINKS & (1) FLOOR TROUGH	4655.00
		53378.00
GOLDEN	- GOLDEN STATE STEEL	
CO-02-062	C/O 02- PCO 062- CHEETAH VIEWING CHANGES	20047.00
PCO-030.2	PCO 030.2- CONFORMED & CITY PERMIT DWG CHANGES	26721.00
PCO-171	PCO 171- IBA- WELD EXTENSN @ CHEETAH HOLDING COL	1560.00
PCO-172	PCO 172- RAFTER SIDE PLATE CHANGES PER REVIEW	5295.00
PCO-215	PCO 215- IBA- SIGN WALL TREE & LETTERING	15000.00
PCO-219	PCO 219- IBA- ELEPHANT HOLDING DBL UP OF EMBEDS	-37880.00
PCO-251	PCO 251- IBA- ELEPHANT DEMO DOUBLE UP ON STRUCT	-17542.00
PCO-260	PCO 260- WEATHERING STEEL AT LION DEMO	4674.00
PCO-268	PCO 268- IBA- FIX ROOF BEAM EMBEDS @ PRECAST PNL	2850.00
PCO-275	PCO 275- IBA- GSS CREDIT FOR RHINO BOLLARDS	-10450.00
PCO-342	PCO 342- IBA- MEERKAT- GLAZING AT TERMITTE MOUND	731.00
		11006.00
GRAHAM	- GRAHAM PREWETT	
PCO-059	PCO 059- RADIANT FLOOR & STORAGE ROOM	2867.00
PCO-205	PCO 205- CREDIT FOR DELETED WATERPROOFING	-40000.00
		-37133.00
HANKIN	- HANKIN SPECIALTY ELEVATORS	
PCO-018	PCO 018- BID HOLD EXTRAS	562.00
		562.00
HARRIS	- HARRIS CONSTRUCTION CO., INC.	
CO-01-002	C/O 01- PCO 002- ZOO OFFICE DEMO & RELOCATION	3563.00
CO-01-033	C/O 01- PCO 033-SEPTIC TNK/DRYWELLS @ POND BASIN	154.00

REPORT DATE 01APR15
16:09

CHANGE ORDER REPORT by SUB

AFRICA EXHIBIT INCR 2 & 3

(BILLING PERIOD: 02/01/15 - 02/28/15)

PAGE NO. 5

ACTIVITY ID	ACTIVITY DESCRIPTION	BUDGET AMOUNT
HARRIS	- HARRIS CONSTRUCTION CO., INC.	
CO-01-043	C/O 01- PCO 043- ENTRY PALM & CONC EDGE BAND	90.00
CO-01-046	C/O 01- PCO 046- ASBESTOS ABATEMENT ZOO OFFICE	192.00
CO-01-048	C/O 01- PCO 048-LEAD PAINT ABATEMENT BIRD AVIARY	730.00
CO-01-050	C/O 01- PCO 050- RELOCATE RESTROOMS	739.00
CO-02-045	C/O 02- PCO 045-DISASSEMBLE/STOCKPILE BIRD CAGES	342.00
CO-02-055	C/O 02- PCO 055- REPAIR WATER LINE @ BIRD AVIARY	45.00
CO-02-062	C/O 02- PCO 062- CHEETAH VIEWING CHANGES	4030.00
CO-02-064	C/O 02- PCO 064- BELMONT SLS & SEWER PIPE LAYOUT	271.00
CO-02-068	C/O 02- PCO 068- DUCTBANK SLOPE CHG @ BOA ENTRY	94.00
CO-02-069	C/O 02- PCO 069- REPLACE SEWER @ BOA ENTRY	313.00
CO-02-070	C/O 02- PCO 070- REMOVE LEANING CEDAR@ BOA ENTRY	269.00
CO-02-088	C/O 02- PCO 088- REPLACE OLD GAS LINE @BOA ENTRY	364.00
CO-02-097	C/O 02- PCO 097- EXTEND CONDUITS FOR WART HOG	61.00
PCO-018	PCO 018- BID HOLD EXTRAS	161.00
PCO-018.1	PCO 018.001- IBA- BID HOLD EXTRA FOR LOGS	57826.00
PCO-026	PCO 026- RELOCATE MICROWAVE TWR & CAMERA POLE	1335.00
PCO-026.1	PCO 026.001-RELOCATE MICROWAVE TWR & CAMERA POLE	1337.00
PCO-030.1	PCO 030.1- CONFORMED & CITY PERMIT DWG CHANGES	156802.00
PCO-030.2	PCO 030.2- CONFORMED & CITY PERMIT DWG CHANGES	9863.00
PCO-032	PCO 032- SALVAGE HISTORIC ITEMS NOT ON DWGS	457.00
PCO-0361	PCO 036.001- IBA- TRENCH/BACKFILL FOR TEMP POWER	-827.00
PCO-041	PCO 041- INCR 3 GAS LINE SIZE CHANGE	313.00
PCO-044	PCO 044- INCR 2 UTILITY CHANGES	2440.00
PCO-047	PCO 047- IBA- UTIL LOCATING & TEMP FENCE CHANGES	-875.00
PCO-052	PCO 052- INCR 2 REROUTE SEWER @ ENTRANCE	77.00
PCO-059	PCO 059- RADIANT FLOOR & STORAGE ROOM	91261.00
PCO-059.1	PCO 059.001- ELECTRICAL & GAS LINE	1000.00
PCO-062.1	PCO 062.001- GRADE BEAM @ CHEETAH VIEWING	3420.00
PCO-071	PCO 071- VFDs @ LSS BUILDINGS	333.00
PCO-078	PCO 078- COST TO PRINT BID & CONSTRUCTION DOCS	51421.00
PCO-080	PCO 080- IBA- EUCALYPTUS BATTONS, RAILS & POLES	-24494.00
PCO-083	PCO 083- RIGID INSUL @ SHT A00-501 DFL C-8G	235.00
PCO-084	PCO 084- IRRIGATION SYSTEM	-349306.00
PCO-084.1	PCO 084.001-IRRIGATION BOOSTER PUMP & ELECTRICAL	1572.00
PCO-089	PCO 089- DEMO ADDITIONAL TREES	779.00
PCO-094	PCO 094- IBA- STAKE TEMP POWER POLES	-357.00
PCO-104	PCO 104- OFFSITE CITY APPRVD WTR CONNECTN	3413.00
PCO-107	PCO 107- IBA- INCR 3 CREDIT FOR TREE PROTECTION	7000.00
PCO-110	PCO 110- CHANGE GRADES @ BOA ENTRY	123.00
PCO-111	PCO 111- IBA- CREATE LANDSCAPE ALLOWANCE	366562.00
PCO-112	PCO 112- WET SOIL @ GIRAFFE/RHINO FROM OLD LINE	354.00
PCO-114.1	PCO 114.001- CHG POND VACUUM FITTINGS TO BRONZE	123.00
PCO-115	PCO 115- ASSIST CITY WITH WATER TO DOG PARK	512.00

REPORT DATE 12MAR15
11:17

CHANGE ORDER REPORT by SUB

AFRICA EXHIBIT INCR 2 & 3

(BILLING PERIOD: 02/01/15 - 02/28/15)

PAGE NO. 6

ACTIVITY ID	ACTIVITY DESCRIPTION	BUDGET AMOUNT
HARRIS	- HARRIS CONSTRUCTION CO., INC.	
PCO-116	PCO 116- ADD ROUGH-IN FOR SINK AT LODGE	108.00
PCO-126	PCO 126- ADD VALVES @ SEWER LIFT STATIONS	1674.00
PCO-128	PCO 128- INSTALL TEMP PUMP @ LION HOLDING SLS	210.00
PCO-129	PCO 129-IBA-MAHALI LSS MAT SLAB POUR W/ EXCAVATR	-311.00
PCO-130	PCO 130- REPLACE CLAY SEWER LINE @ BOA ENTRY	464.00
PCO-135	PCO 135- IBA- PWR TO TEMP PUMP AT LIFT STATION	-529.00
PCO-136	PCO 136- ASI 9- ELEPHANT FALLS CHANGES	316.00
PCO-138	PCO 138- ELEPHANT HOLDING KNOCKOUT REBAR	28.00
PCO-140.1	PCO 140.001- HAYDON EXCAVATE LSSs/REMOVE SHLDS	-3785.00
PCO-142	PCO 142- DINING FIREPLACE CMU REINFORCING	26.00
PCO-143	PCO 143- IBA- EXCAVATE BOA SIGN WALL FOOTING	-835.00
PCO-144	PCO 144- ELITE, SEED CHANGE	159.00
PCO-152	PCO 152- ADDED SOIL AMENDMENT AT SAVANNAS	38.00
PCO-159	PCO 159- ADDED CAMERA POLE @ GOLDEN STATE BLVD	683.00
PCO-160	PCO 160- KOPJE TOP- (12) HLI FIXTURES	374.00
PCO-161	PCO 161- RE-ROUTE FIBER OPTIC CABLE	235.00
PCO-163	PCO 163- RELOCATE 2 PALMS @ ELEPH WATER HOLE	-1312.00
PCO-164	PCO 164- IBA- EXCAVATE FTGS @ INTERPRETIVE HUT	-287.00
PCO-165	PCO 165-IBA- MAHALI LSS POUR USING 330 EXCAVATOR	-246.00
PCO-166	PCO 166- IBA- EXCAVATE FOOTINGS @ RETAIL HUT	-1150.00
PCO-172	PCO 172- RAFTER SIDE PLATE CHANGES PER REVIEW	241.00
PCO-173	PCO 173- ASI 14- LIGHT FIXTURES @ BOA ENTRY SIGN	223.00
PCO-175	PCO 175- ADD REBAR FOR SHOTCRT @ VULTURE/MEERKAT	36.00
PCO-176	PCO 176- BLOCK OUT SUPPLY FANS @ VULTURE/MEERKAT	18.00
PCO-177	PCO 177- CMU WALL @ SAVANNA OVERLOOK	54.00
PCO-178	PCO 178- ELEPHANT HOLDING WINDOW VINYL TO ALUM	80.00
PCO-180	PCO 180- DEFERRED APPROVAL PERMIT FEES	7130.00
PCO-183	PCO 183- IBA- DEADMAN BRACING @ ELEPHANT HOLDING	-1856.00
PCO-184	PCO 184- IBA- EXPEDITE HM FRAMES-BLDGS 2,3,4 & 5	-600.00
PCO-185	PCO 185- LODGE DOORS 105F & 105H	73.00
PCO-187	PCO 187- IBA- EXCAV DEEP FTGS @ ELEPHANT HOLDG	-4608.00
PCO-189	PCO 189- ELEPHANT HOLDING, VERTICAL BAR @ B LINE	88.00
PCO-191	PCO 191- LODGE AUTOMATIC DOOR ELECTRICAL	134.00
PCO-193	PCO 193- IBA- INTERNAL: INCREASE CTU CONTRACT	-2000.00
PCO-194	PCO 194- IBA- ELEPHANT HOLDING- REMOVE EMBEDS	4466.00
PCO-195	PCO 195- POWER TO EXHAUST FAN EF-4LG	28.00
PCO-198	PCO 198- REROUTE DOMESTIC WATER SUPPLY LINE	331.00
PCO-204	PCO 204- IBA- ROOF SHEATHING @ N & S RESTROOMS	-3670.00
PCO-207	PCO 207- LION BRIDGE REBAR LAYOUT	37.00
PCO-209	PCO 209- GIRAFFE/RHINO CHG CMU WALL REINFORCING	243.00
PCO-2111	PCO 211.001- CHANGE MAHALI LSS ELECTRICAL PANELS	74.00
PCO-212	PCO 212- IBA- LODGE-RELOCATE BASE TRACK	-1168.00
PCO-215	PCO 215- IBA- SIGN WALL TREE & LETTERING	-15000.00

REPORT DATE 12MAR15
11:17

CHANGE ORDER REPORT by SUB

AFRICA EXHIBIT INCR 2 & 3

(BILLING PERIOD: 02/01/15 - 02/28/15)

PAGE NO. 7

ACTIVITY ID	ACTIVITY DESCRIPTION	BUDGET AMOUNT
HARRIS	- HARRIS CONSTRUCTION CO., INC.	
PCO-216	PCO 216- PATIO GAS LINE	675.00
PCO-219	PCO 219- IBA- ELEPHANT HOLDING DBL UP OF EMBEDS	37880.00
PCO-220	PCO 220- WOOD HDR TO MTL STUD WALL CONNECTION	18.00
PCO-222	PCO 222- REMOVE FOUR TREES @ BOA ENTRY	9.00
PCO-226	PCO 226- SOLATUBE SKYLIGHT EXTENSION	276.00
PCO-228	PCO 228- REPAIR 10" SEWER @ BOA ENTRY SHOTCRETE	48.00
PCO-229	PCO 229- IBA- CHIP CURB @ ELEPHANT HOLDING	-1279.00
PCO-233	PCO 233- IBA- ADDITIONAL TEMPORARY IRRIGATION	-93226.00
PCO-234	PCO 234- ADD 6" IRRIGATION LINE AT DELNO	132.00
PCO-237	PCO 237- IBA- RELOCATE SCAFFOLD @ RETAIL HUT	-1501.00
PCO-239	PCO 239- DELETION OF FIBER CEMENT BOARDS	-8171.00
PCO-240	PCO 240- IBA- CAULK PRECAST PNLS @ ELEPH HOLDING	-9586.00
PCO-241	PCO 241- DEMO STONE / REMOVE SHADE STR COLUMNS	141.00
PCO-247	PCO 247- LSS ELEPHANT- CONCRETE PENETRATION	32.00
PCO-248	PCO 248- IBA- CTU FINAL SETTLEMNT EXTENDED CRANE	3723.00
PCO-251	PCO 251- IBA- ELEPHANT DEMO DOUBLE UP ON STRUCT	-1329.00
PCO-257	PCO 257- IBA- ELEPH HOLDING, REMOVE DEADMAN FTG	-8596.00
PCO-260	PCO 260- WEATHERING STEEL AT LION DEMO	213.00
PCO-264	PCO 264- IBA- SAND BLAST WOOD POLES	-2000.00
PCO-270	PCO 270- LODGE CLASSROOM CABINERY CHANGES	691.00
PCO-271	PCO 271- IBA- RHINO BLDG GRADE BEAM HT CORRECT	-511.00
PCO-274	PCO 274- IBA- DINING HALL FIREPLACE	-10404.00
PCO-275	PCO 275- IBA- GSS CREDIT FOR RHINO BOLLARDS	10450.00
PCO-276	PCO 276- IBA- LODGE CLASSROOM FIREPLACE	-9455.00
PCO-277	PCO 277- LODGE FLAGSTONE FLOORING	6755.00
PCO-282	PCO 282- IBA-RETAINING WALLS @ SHOTCRETE BOULDRS	-3282.00
PCO-284	PCO 284- IBA-EXCAVATE GRADE BM @ CHEETAH BARRIER	-970.00
PCO-286	PCO 286- LODGE THICKENED SLAB DETAIL	37.00
PCO-289	PCO 289- CHEETAH VIEWING REVISIONS	59.00
PCO-292	PCO 292- SIGN WALL LETTERING CHANGES	181.00
PCO-295	PCO 295- IBA- CHEETAH VIEWING-LONGER TIES @ COL	-411.00
PCO-301	PCO 301- REVISE GRADES ON DELNO AT CURB	4899.00
PCO-303	PCO 303- KOPJE TOP REBAR @ RET'G WALLS	321.00
PCO-304	PCO 304- LODGE CAFE WINDOW MODIFICATIONS	451.00
PCO-306	PCO 306- CONDUIT TO IRRIG PUMP & TERMITE MOUND	60.00
PCO-307	PCO 307- GIRAFFE BLDG A31G DOOR TYPE CLARIF	282.00
PCO-307.1	PCO 307.001- GIRAFFE BLDG A31G DOOR TYPE CLARIF	32.00
PCO-315	PCO 315- ELEPHANT HOLDING OWNER CHGS TO GATES	3684.00
PCO-318	PCO 318- IBA-LION HOLDING DRS & FRAMES@110B&112A	-700.00
PCO-319	PCO 319- LION HOLDING DOOR HARDWARE 110B & 112A	122.00
PCO-320	PCO 320- IBA- LODGE- ASI #027 FIREBRICK CLARIF	-2575.00
PCO-324	PCO 324- ADD (5) HAND SINKS & (1) FLOOR TROUGH	213.00

ACTIVITY ID	ACTIVITY DESCRIPTION	BUDGET AMOUNT
HARRIS - HARRIS CONSTRUCTION CO., INC.		
PCO-325	PCO 325- MD BARNMASTER DOOR & HDWE CHANGES	745.00
PCO-327	PCO 327- ELEPHANT HOLDING ACOUSTICAL CEILINGS	179.00
PCO-342	PCO 342- IBA- MBERKAT- GLAZING AT TERMITE MOUND	-758.00
PCO-351	PCO 351- ADDED DOOR SECURITY & PCO 123 CREDIT	130.00
PCO-358	PCO 358- LION HOLDING- FURRED WALL @ FOOD PREP	48.00
PCO-368	PCO 368- IBA- TEMP IRRIGATION AT TREES	-2716.00
PCO-372	PCO 372- ADD HERMETICALLY SEALED LOAD CELLS	194.00
PCO-376.1	PCO 376.1- FIRE PROTECTION DESIGN CHANGES	1325.00
PCO-378	PCO 378- IBA- ELEPHANT HOLDING, (2) 1G EMBEDS	-273.00
		----- 290593.00
HAYDON - HAYDON CONSTRUCTION		
CO-02-055	C/O 02- PCO 055- REPAIR WATER LINE @ BIRD AVIARY	988.00
CO-02-064	C/O 02- PCO 064- BELMONT SLS & SEWER PIPE LAYOUT	5941.00
CO-02-069	C/O 02- PCO 069- REPLACE SEWER @ BOA ENTRY	6853.00
CO-02-074	C/O 02- PCO 074- DELETE 4" SD @ TREE 1070 BOA	-3485.00
PCO-0361	PCO 036.001- IBA- TRENCH/BACKFILL FOR TEMP POWER	827.00
PCO-044	PCO 044- INCR 2 UTILITY CHANGES	59341.00
PCO-052	PCO 052- INCR 2 REROUTE SEWER @ ENTRANCE	1878.00
PCO-084.1	PCO 084.001-IRRIGATION BOOSTER PUMP & ELECTRICAL	28068.00
PCO-104	PCO 104- OFFSITE CITY APPRVD WTR CONNECTN	72428.00
PCO-115	PCO 115- ASSIST CITY WITH WATER TO DOG PARK	6748.00
PCO-126	PCO 126- ADD VALVES @ SEWER LIFT STATIONS	36687.00
PCO-128	PCO 128- INSTALL TEMP PUMP @ LION HOLDING SLS	4407.00
PCO-129	PCO 129-IBA-MAHALI LSS MAT SLAB POUR W/ EXCAVATR	311.00
PCO-130	PCO 130- REPLACE CLAY SEWER LINE @ BOA ENTRY	9742.00
PCO-134	PCO 134- IBA-CUT/CAP IRRIGATION LINE @ BOA ENTRY	1226.00
PCO-140	PCO 140- IBA- HAYDON EXCAVATE LSS's	30581.00
PCO-140.1	PCO 140.001- HAYDON EXCAVATE LSSs/REMOVE SHLDS	3785.00
PCO-143	PCO 143- IBA- EXCAVATE BOA SIGN WALL FOOTING	835.00
PCO-163	PCO 163- RELOCATE 2 PALMS @ ELEPH WATER HOLE	2077.00
PCO-164	PCO 164- IBA- EXCAVATE FTGS @ INTERPRETIVE HUT	287.00
PCO-165	PCO 165-IBA- MAHALI LSS POUR USING 330 EXCAVATOR	246.00
PCO-166	PCO 166- IBA- EXCAVATE FOOTINGS @ RETAIL HUT	1150.00
PCO-187	PCO 187- IBA- EXCAV DEEP FTGS @ ELEPHANT HOLDG	4608.00
PCO-188	PCO 188- IBA- REPAIR BROKEN WATER LINE@BOA ENTRY	370.00
PCO-198	PCO 198- REROUTE DOMESTIC WATER SUPPLY LINE	6931.00
PCO-228	PCO 228- REPAIR 10" SEWER @ BOA ENTRY SHOTCRETE	1000.00
PCO-234	PCO 234- ADD 6" IRRIGATION LINE AT DELNO	2896.00
PCO-284	PCO 284- IBA-EXCAVATE GRADE BM @ CHEETAH BARRIER	970.00
PCO-301	PCO 301- REVISE GRADES ON DELNO AT CURB	5160.00
		----- 292856.00

ACTIVITY ID	ACTIVITY DESCRIPTION	BUDGET AMOUNT
HCONTIN - HARRIS CONTINGENCY		
PCO-018.1	PCO 018.001- IBA- BID HOLD EXTRA FOR LOGS	-57826.00
PCO-191	PCO 191- LODGE AUTOMATIC DOOR ELECTRICAL	-1537.00
PCO-195	PCO 195- POWER TO EXHAUST FAN EF-4IG	-333.00
PCO-221	PCO 221- IBA- CHEETAH HOLDING SITE POSTS	-10231.00

		-69927.00
HREBAR - HARRIS REBAR FRESNO INC.		
PCO-030.2	PCO 030.2- CONFORMED & CITY PERMIT DWG CHANGES	3097.00
PCO-059	PCO 059- RADIANT FLOOR & STORAGE ROOM	2546.00
PCO-146	PCO 146- GIRAFFE RHINO CHG BOLLARDS TO CMU WALL	14706.00
PCO-183	PCO 183- IBA- DEADMAN BRACING @ ELEPHANT HOLDING	1856.00
PCO-189	PCO 189- ELEPHANT HOLDING, VERTICAL BAR @ B LINE	1939.00
PCO-207	PCO 207- LION BRIDGE REBAR LAYOUT	802.00
PCO-247	PCO 247- LSS ELEPHANT- CONCRETE PENETRATION	674.00
PCO-271	PCO 271- IBA- RHINO BLDG GRADE BEAM HT CORRECTN	511.00
PCO-282	PCO 282- IBA-RETAINING WALLS @ SHOTCRETE BOULDRS	7883.00
PCO-286	PCO 286- LODGE THICKENED SLAB DETAIL	800.00
PCO-289	PCO 289- CHEETAH VIEWING REVISIONS	1297.00
PCO-295	PCO 295- IBA- CHEETAH VIEWING-LONGER TIES @ COL	411.00
PCO-303	PCO 303- KOPJE TOP REBAR @ RET'G WALLS	7303.00

		43825.00
IBA - INGLES-BRAUN & ASSOCIATES		
PCO-041	PCO 041- INCR 3 GAS LINE SIZE CHANGE	550.00
PCO-084.1	PCO 084.001-IRRIGATION BOOSTER PUMP & ELECTRICAL	570.00
PCO-094	PCO 094- IBA- STAKE TEMP POWER POLES	357.00
PCO-110	PCO 110- CHANGE GRADES @ BOA ENTRY	570.00
PCO-136.1	PCO 136.001-ASI 9 PART 2-ELEPH WATRNG HOLE/MOAT	440.00

		2487.00
JERICO - JERICO FIRE PROTECTION		
PCO-059	PCO 059- RADIANT FLOOR & STORAGE ROOM	986.00
PCO-376.1	PCO 376.1- FIRE PROTECTION DESIGN CHANGES	29005.00

		29991.00
KARSYN - KARSYN CONSTRUCTION		
PCO-030.2	PCO 030.2- CONFORMED & CITY PERMIT DWG CHANGES	47020.00
PCO-059	PCO 059- RADIANT FLOOR & STORAGE ROOM	2945.00
PCO-204	PCO 204- IBA- ROOF SHEATHING @ N & S RESTROOMS	3670.00
PCO-212	PCO 212- IBA- LODGE-RELOCATE BASE TRACK	1168.00
PCO-220	PCO 220- WOOD HDR TO MTL STUD WALL CONNECTION	400.00
PCO-226	PCO 226- SOLATUBE SKYLIGHT EXTENSION	5591.00
PCO-237	PCO 237- IBA- RELOCATE SCAFFOLD @ RETAIL HUT	1501.00
PCO-358	PCO 358- LION HOLDING- FURRED WALL @ FOOD PREP	1059.00

REPORT DATE 12MAR15
11:17

CHANGE ORDER REPORT by SUB

AFRICA EXHIBIT INCR 2 & 3

(BILLING PERIOD: 02/01/15 - 02/28/15)

PAGE NO. 10

ACTIVITY ID	ACTIVITY DESCRIPTION	BUDGET AMOUNT
KARSYN	- KARSYN CONSTRUCTION	
		63354.00
KROEKER	- KROEKER, INC.	
PCO-301	PCO 301- REVISE GRADES ON DELNO AT CURB	2515.00
		2515.00
LANDSC	- LANDSCAPING (REM'G ALLOWANCE)	
PCO-111	PCO 111- IBA- CREATE LANDSCAPE ALLOWANCE	-366562.00
		-366562.00
MDBARN	- MD BARN MASTER	
PCO-171	PCO 171- IBA- WELD EXTENSN @ CHEETAH HOLDING COL	-1560.00
PCO-307	PCO 307- GIRAFFE BLDG A31G DOOR TYPE CLARIF	6269.00
PCO-325	PCO 325- MD BARNMASTER DOOR & HDWE CHANGES	16328.00
		21037.00
NELSON	- NELSON'S PAINTING	
PCO-059	PCO 059- RADIANT FLOOR & STORAGE ROOM	393.00
PCO-279	PCO 279- WATER BASED SEALER IN LIEU OF EPOXY	7727.00
		8120.00
SACTO	- SACRAMENTO INSULATION	
PCO-059	PCO 059- RADIANT FLOOR & STORAGE ROOM	1550.00
		1550.00
SAFARI	- SAFARI THATCH	
PCO-080	PCO 080- IBA- EUCALYPTUS BATTONS, RAILS & POLES	24494.00
		24494.00
SANJOAQ	- SAN JOAQUIN GLASS	
CO-02-062	C/O 02- PCO 062- CHEETAH VIEWING CHANGES	34833.00
PCO-075	PCO 075- LION VIEWING GLASS VALUE ENGINEERING	-35000.00
PCO-178	PCO 178- ELEPHANT HOLDING WINDOW VINYL TO ALUM	1770.00
PCO-226	PCO 226- SOLATUBE SKYLIGHT EXTENSION	443.00
PCO-299	PCO 299- CHANGE TRACKING SKYLIGHTS TO FIXED	-33928.00
PCO-304	PCO 304- LODGE CAFE WINDOW MODIFICATIONS	10178.00
PCO-307.1	PCO 307.001- GIRAFFE BLDG A31G DOOR TYPE CLARIF	682.00
PCO-342	PCO 342- IBA- MEERKAT- GLAZING AT TERMITE MOUND	27.00
		-20995.00
SHELCO	- SHELCO INDUSTRIES	
PCO-018	PCO 018- BID HOLD EXTRAS	947.00
PCO-170	PCO 170- CREDIT FOR ELECT HAND DRYERS IN RESTRMS	-2320.00
		-1373.00

REPORT DATE 12MAR15
11:17

CHANGE ORDER REPORT by SUB

AFRICA EXHIBIT INCR 2 & 3

(BILLING PERIOD: 02/01/15 -- 02/28/15)

PAGE NO. 11

ACTIVITY ID	ACTIVITY DESCRIPTION	BUDGET AMOUNT
SIGNS	- SIGNS OF SUCCESS	
	PCO-292 PCO 292- SIGN WALL LETTERING CHANGES	3459.00

		3459.00
SMITH	- THE SMITH COMPANY	
	PCO-347 PCO 347- ELEPHANT HOLDING DELETE ROLL-UP DR 110C	-5817.00
	PCO-360 PCO 360- IBA- MOVE ROLL-UP DOOR FROM SUB TO MATL	-6180.00

		-11997.00
STRATEG	- STRATEGIC MECHANICAL	
	CO-02-062 C/O 02- PCO 062- CHEETAH VIEWING CHANGES	4647.00
	PCO-030.2 PCO 030.2- CONFORMED & CITY PERMIT DWG CHANGES	33029.00
	PCO-059 PCO 059- RADIANT FLOOR & STORAGE ROOM	120814.00
	PCO-071 PCO 071- VFDs @ LSS BUILDINGS	7289.00
	PCO-083 PCO 083- RIGID INSUL @ SHF A00-501 DTL C-8G	5152.00
	PCO-114.1 PCO 114.001- CHG POND VACUUM FITTINGS TO BRONZE	2704.00

		173635.00
TMR	- TMR EXECUTIVE INTERIORS	
	PCO-270 PCO 270- LODGE CLASSROOM CABINETRY CHANGES	17440.00

		17440.00
VALLEY	- VALLEY EXCAVATION	
	CO-02-062 C/O 02- PCO 062- CHEETAH VIEWING CHANGES	2047.00
	PCO-059 PCO 059- RADIANT FLOOR & STORAGE ROOM	2196.00
	PCO-110 PCO 110- CHANGE GRADES @ BOA ENTRY	2143.00
	PCO-112 PCO 112- WET SOIL @ GIRAFFE/RHINO FROM OLD LINE	7963.00
	PCO-134 PCO 134- IBA-CUT/CAP IRRIGATION LINE @ BOA ENTRY	-1226.00
	PCO-136.1 PCO 136.001-ASI 9 PART 2-ELEPH WATRNG HOLE/MOAT	6118.00
	PCO-140 PCO 140- IBA- HAYDON EXCAVATE LSS's	-30581.00
	PCO-174 PCO 174- INC#1 EWK/PAVING CHGS @ BELMONT PARKING	-84670.00
	PCO-188 PCO 188- IBA- REPAIR BROKEN WATER LINE@BOA ENTRY	-370.00

		-96380.00
VFENCE	- VALLEY FENCE COMPANY	
	CO-02-062 C/O 02- PCO 062- CHEETAH VIEWING CHANGES	-20048.00
	PCO-030.2 PCO 030.2- CONFORMED & CITY PERMIT DWG CHANGES	20534.00
	PCO-380 PCO 380- SITE- CHG VISITOR RAIL TYPE #1 TO #2	-52000.00

		-51514.00
WBSALEH	- WM B SALEH CO.	
	PCO-240 PCO 240- IBA- CAULK PRECAST PNLS @ ELEPH HOLDING	9586.00
	PCO-264 PCO 264- IBA- SAND BLAST WOOD POLES	2000.00

		11586.00

REPORT DATE 01APR15
16:09

CHANGE ORDER REPORT by SUB

AFRICA EXHIBIT INCR 2 & 3

(BILLING PERIOD: 02/01/15 - 02/28/15)

PAGE NO. 12

ACTIVITY ID	ACTIVITY DESCRIPTION	BUDGET AMOUNT
WBUILD	- WESTERN BUILDING MATERIALS	
	PCO-327 PCO 327- ELEPHANT HOLDING ACOUSTICAL CEILINGS	3900.00
		----- 3900.00
WIRELES	- WIRELESS INFRASTRUCTURE SERVICES	
	PCO-026.1 PCO 026.001-RELOCATE MICROWAVE TWR & CAMERA POLE	29304.00
		----- 29304.00
		=====
		1728831.00