



Fresno Chaffee Zoo • 894 West Belmont Avenue • Fresno, California 93728
 Phone (559) 498-5910 • Fax (559) 264-9226

Disbursement Claim for Measure Z Funds

Disbursement Claim #: 2016-01 Claim Submission Date: 03/11/16

Request Details

Invoice Date or Date Range (if multiple invoices)	Approved Monthly Budget Covering Invoiced Month(s)	Variance Explanation	Description	Amount Requested
01/01-31/2016	\$ 182,106.24	Actual Expenditures by Cash Basis	Animal Dept. Salary & Benefits 3/	\$ 222,839.74
01/01-31/2016	\$ 21,884.77	Actual Expenditures by Cash Basis	Veterinary Dept. Salary & Benefits 5/	\$ 30,038.54
01/01-31/2016	\$ 30,000.00	Timing of Invoices	Animal Feed 6/	\$ 10,038.72
01/01-31/2016	\$ 52,083.33	Timing of Invoices	Utilities (Gas & Electric) 26/	\$ 11,994.73
	\$ 10.00		Wire Fee	\$ 10.00
				\$ 274,921.73
				\$ (10.00)
	\$ 286,084.34		TOTAL AMOUNT REQUESTED	\$ 274,911.73 ✚

	0. C
222,839.74	+
30,038.54	+
10,038.72	+
11,994.73	+
10.00	+
005	
274,921.73	*
274,921.73	+
10.00	-
002	
274,911.73	*

Fresno's Chaffee Zoo Corporation
Income Statement
 January 2016

	2016 Budget	Jan Budget	Jan Measure Z	Jan Actual	YTD Budget	YTD Measure Z	YTD Actual
EXPENSES							
OPERATING EXPENSES							
Personnel Expenses							
Administration							
Benefits-General	\$0.00	\$0.00	\$0.00	\$0.00	\$0.00	\$0.00	\$0.00
Benefits-Administration	\$90,000.00	\$11,250.00	\$0.00	\$6,953.10	\$22,500.00	\$0.00	\$6,953.10
Payroll Taxes	\$0.00	\$0.00	\$0.00	\$0.00	\$0.00	\$0.00	\$0.00
Payroll Taxes-Administration	\$51,226.00	\$2,305.16	\$0.00	\$3,125.32	\$10,296.42	\$0.00	\$3,125.32
Retirement Contribution-General	\$0.00	\$0.00	\$0.00	\$0.00	\$0.00	\$0.00	\$0.00
Retirement Contribution-Administration	\$16,780.00	\$1,398.33	\$0.00	\$1,366.93	\$4,194.99	\$0.00	\$1,366.93
Salaries-General	\$0.00	\$0.00	\$0.00	\$0.00	\$0.00	\$0.00	\$0.00
Salaries-Administration	\$660,637.00	\$29,728.64	\$0.00	\$41,273.71	\$132,788.02	\$0.00	\$41,273.71
Workers Comp-General	\$0.00	\$0.00	\$0.00	\$0.00	\$0.00	\$0.00	\$0.00
Workers Comp-Administration	\$6,125.00	\$275.62	\$0.00	\$414.94	\$1,231.12	\$0.00	\$414.94
Total Administration	\$824,768.00	\$44,957.75	\$0.00	\$53,134.00	\$171,010.55	\$0.00	\$53,134.00
Animal							
Benefits-Animal	\$465,000.00	\$58,125.00	\$38,386.39 ✓	\$38,386.39	\$116,250.00	\$98,951.68	\$38,386.39
Payroll Taxes-Animal	\$177,944.00	\$8,007.47	\$11,669.48 ✓	\$11,669.48	\$35,766.73	\$29,471.80	\$11,669.48
Retirement Contribution-Animal	\$57,417.00	\$2,583.74	\$4,272.81 ✓	\$4,272.81	\$11,540.80	\$10,324.31	\$4,272.81
Salaries-Animal	\$2,352,260.00	\$105,851.70	\$154,022.64 ✓	\$154,022.64	\$472,804.26	\$388,892.04	\$154,022.64
Workers Comp-Animal	\$133,205.00	\$7,538.33	\$14,488.42 ✓	\$14,488.42	\$28,204.99	\$31,828.75	\$14,488.42
Total Animal	\$3,185,826.00	\$182,106.24	\$222,839.74 2/	\$222,839.74	\$664,566.78	\$559,468.58	\$222,839.74
Education							
Benefits-Education	\$72,475.00	\$9,059.34	\$0.00	\$8,906.49	\$18,118.72	\$0.00	\$8,906.49
Benefits-Volunteer	\$0.00	\$0.00	\$0.00	\$0.00	\$0.00	\$0.00	\$0.00
Payroll Taxes-Education	\$49,602.00	\$2,232.05	\$0.00	\$3,762.05	\$9,969.97	\$0.00	\$3,762.05
Payroll Taxes-Volunteer	\$0.00	\$0.00	\$0.00	\$0.00	\$0.00	\$0.00	\$0.00
Retirement Contribution-Education	\$16,000.00	\$720.00	\$0.00	\$558.15	\$3,216.00	\$0.00	\$558.15
Salaries-Education	\$643,631.00	\$30,911.19	\$0.00	\$49,421.86	\$125,150.15	\$0.00	\$49,421.86

Fresno's Chaffee Zoo Corporation

Income Statement

January 2016

	2016 Budget	Jan Budget	Jan Measure Z	Jan Actual	YTD Budget	YTD Measure Z	YTD Actual
Salaries-Volunteer	\$0.00	\$0.00	\$0.00	\$0.00	\$0.00	\$0.00	\$0.00
Workers Comp-Education	\$53,898.00	\$4,240.48	\$0.00	\$5,914.23	\$13,153.60	\$0.00	\$5,914.23
Workers Comp-Volunteer	\$0.00	\$0.00	\$0.00	\$0.00	\$0.00	\$0.00	\$0.00
Total Education	<u>\$835,606.00</u>	<u>\$47,163.06</u>	<u>\$0.00</u>	<u>\$68,562.78</u>	<u>\$169,608.44</u>	<u>\$0.00</u>	<u>\$68,562.78</u>
Maintenance/Horticulture							
Benefits-Maintenance	\$120,000.00	\$15,000.00	\$0.00	\$11,964.54	\$30,000.00	\$0.00	\$11,964.54
Benefits-Horticulture	\$50,400.00	\$6,300.00	\$0.00	\$4,002.32	\$12,600.00	\$0.00	\$4,002.32
Payroll Taxes-Maintenance	\$30,553.00	\$1,374.89	\$0.00	\$1,908.81	\$6,141.15	\$0.00	\$1,908.81
Payroll Taxes-Horticulture	\$19,714.00	\$887.13	\$0.00	\$1,282.64	\$3,962.51	\$0.00	\$1,282.64
Retirement Contribution-Maintenance	\$6,762.00	\$304.27	\$0.00	\$378.30	\$1,359.15	\$0.00	\$378.30
Retirement Contribution-Horticulture	\$5,362.00	\$241.27	\$0.00	\$286.62	\$1,077.75	\$0.00	\$286.62
Salaries-Maintenance	\$403,028.00	\$18,136.26	\$0.00	\$25,741.44	\$81,008.62	\$0.00	\$25,741.44
Salaries-Horticulture	\$260,077.00	\$11,703.44	\$0.00	\$16,766.68	\$52,275.46	\$0.00	\$16,766.68
Workers Comp-Maintenance	\$28,373.00	\$1,700.00	\$0.00	\$2,390.04	\$6,000.00	\$0.00	\$2,390.04
Workers Comp-Horticulture	\$17,460.00	\$1,200.00	\$0.00	\$1,661.21	\$3,900.00	\$0.00	\$1,661.21
Total Maintenance/Horticulture	<u>\$941,729.00</u>	<u>\$56,847.26</u>	<u>\$0.00</u>	<u>\$66,382.60</u>	<u>\$198,324.64</u>	<u>\$0.00</u>	<u>\$66,382.60</u>
Mem/Dev/Marketing							
Benefits-Marketing	\$23,500.00	\$2,937.50	\$0.00	\$583.89	\$5,875.00	\$0.00	\$583.89
Benefits-Membership	\$18,400.00	\$2,300.00	\$0.00	\$1,888.43	\$4,600.00	\$0.00	\$1,888.43
Benefits-Development	\$384.00	\$32.00	\$0.00	\$2,831.48	\$96.00	\$0.00	\$2,831.48
Benefits-Special Event	\$21,500.00	\$2,687.50	\$0.00	\$2,349.69	\$5,375.00	\$0.00	\$2,349.69
Payroll Taxes-Marketing	\$14,864.00	\$668.87	\$0.00	\$487.26	\$2,987.65	\$0.00	\$487.26
Payroll Taxes-Membership	\$8,154.00	\$366.93	\$0.00	\$516.95	\$1,638.95	\$0.00	\$516.95
Payroll Taxes-Development	\$1,400.00	\$63.00	\$0.00	\$570.45	\$281.40	\$0.00	\$570.45
Payroll Taxes-Special Events	\$17,000.00	\$950.00	\$0.00	\$1,549.35	\$3,550.00	\$0.00	\$1,549.35
Retirement Contribution-Marketing	\$4,150.00	\$186.75	\$0.00	\$73.02	\$834.15	\$0.00	\$73.02
Retirement Contribution-Membership	\$2,000.00	\$90.00	\$0.00	\$226.84	\$402.00	\$0.00	\$226.84
Retirement Contribution-Development	\$0.00	\$0.00	\$0.00	\$0.00	\$0.00	\$0.00	\$0.00
Retirement Contribution-Special Event	\$6,000.00	\$270.00	\$0.00	\$330.90	\$1,206.00	\$0.00	\$330.90
Salaries-Marketing	\$196,094.00	\$8,824.19	\$0.00	\$6,369.45	\$39,414.87	\$0.00	\$6,369.45

Fresno's Chaffee Zoo Corporation
Income Statement
 January 2016

	2016 Budget	Jan Budget	Jan Measure Z	Jan Actual	YTD Budget	YTD Measure Z	YTD Actual
Salaries-Membership	\$107,573.00	\$4,840.79	\$0.00	\$6,757.71	\$21,622.17	\$0.00	\$6,757.71
Salaries-Development	\$19,000.00	\$855.00	\$0.00	\$7,592.10	\$3,819.00	\$0.00	\$7,592.10
Salaries-Special Events	\$225,000.00	\$13,000.00	\$0.00	\$20,253.75	\$46,000.00	\$0.00	\$20,253.75
Workers Comp-Marketing	\$6,790.00	\$435.68	\$0.00	\$99.43	\$1,531.12	\$0.00	\$99.43
Workers Comp-Membership	\$1,750.00	\$78.75	\$0.00	\$168.11	\$351.75	\$0.00	\$168.11
Workers Comp-Development	\$300.00	\$13.50	\$0.00	\$145.16	\$60.30	\$0.00	\$145.16
Workers Comp-Special Events	\$6,000.00	\$500.00	\$0.00	\$1,805.67	\$1,500.00	\$0.00	\$1,805.67
Total Mem/Dev/Marketing	<u>\$679,859.00</u>	<u>\$39,100.46</u>	<u>\$0.00</u>	<u>\$54,599.64</u>	<u>\$141,145.36</u>	<u>\$0.00</u>	<u>\$54,599.64</u>
Operations							
Benefits-Operations	\$17,500.00	\$2,187.50	\$0.00	\$399.25	\$4,375.00	\$0.00	\$399.25
Payroll Taxes-Operations	\$13,341.00	\$600.33	\$0.00	\$403.50	\$2,681.53	\$0.00	\$403.50
Retirement Contribution-Operations	\$0.00	\$0.00	\$0.00	\$215.38	\$0.00	\$0.00	\$215.38
Salaries-Operations	\$176,000.00	\$5,500.00	\$0.00	\$5,384.62	\$16,500.00	\$0.00	\$5,384.62
Workers Comp-Operations	\$5,500.00	\$458.33	\$0.00	\$630.70	\$1,374.99	\$0.00	\$630.70
Total Operations	<u>\$212,341.00</u>	<u>\$8,746.16</u>	<u>\$0.00</u>	<u>\$7,033.45</u>	<u>\$24,931.52</u>	<u>\$0.00</u>	<u>\$7,033.45</u>
Veterinary							
Benefits-Veterinary	\$49,500.00	\$6,400.00	\$5,762.83 ✓	\$5,762.83	\$12,400.00	\$13,769.73	\$5,762.83
Payroll Taxes-Veterinary	\$19,886.00	\$1,000.00	\$1,532.87 ✓	\$1,532.87	\$4,080.00	\$3,908.84	\$1,532.87
Retirement Contribution-Veterinary	\$8,995.00	\$404.77	\$401.28 ✓	\$401.28	\$1,807.99	\$1,003.20	\$401.28
Salaries-Veterinary	\$262,353.00	\$13,250.00	\$20,307.55 ✓	\$20,307.55	\$55,250.00	\$51,771.02	\$20,307.55
Workers Comp-Veterinary	\$13,250.00	\$830.00	\$2,034.01 ✓	\$2,034.01	\$2,860.00	\$4,275.20	\$2,034.01
Total Veterinary	<u>\$353,984.00</u>	<u>\$21,884.77</u>	<u>\$30,038.54</u> 2/	<u>\$30,038.54</u>	<u>\$76,397.99</u>	<u>\$74,727.99</u>	<u>\$30,038.54</u>
Visitor Services							
Benefits-Security	\$45,590.00	\$5,000.00	\$0.00	\$4,082.68	\$11,390.00	\$0.00	\$4,082.68
Benefits-Visitor Services	\$47,000.00	\$5,875.00	\$0.00	\$4,259.86	\$11,750.00	\$0.00	\$4,259.86
Payroll Taxes-Security	\$19,103.00	\$859.64	\$0.00	\$1,344.40	\$3,839.70	\$0.00	\$1,344.40
Payroll Taxes-Visitor Services	\$25,545.00	\$1,149.51	\$0.00	\$1,841.82	\$5,134.53	\$0.00	\$1,841.82
Retirement Contribution-Security	\$4,725.00	\$212.62	\$0.00	\$265.34	\$949.72	\$0.00	\$265.34
Retirement Contribution-Visitor Services	\$4,595.00	\$206.77	\$0.00	\$88.72	\$923.59	\$0.00	\$88.72

Fresno's Chaffee Zoo Corporation
Income Statement
 January 2016

	2016 Budget	Jan Budget	Jan Measure Z	Jan Actual	YTD Budget	YTD Measure Z	YTD Actual
Antivenin-Animal	\$7,500.00	\$625.00	\$0.00	\$0.00	\$1,875.00	\$0.00	\$0.00
Total Animal Services	\$410,175.00	\$34,181.24	\$10,038.72	\$10,440.02	\$102,543.72	\$74,926.73	\$10,440.02
Computer/Software							
Computer Maint Agrmt	\$0.00	\$0.00	\$0.00	\$0.00	\$0.00	\$0.00	\$0.00
Computer Maint Agrmt-Marketing	\$0.00	\$0.00	\$0.00	\$175.00	\$0.00	\$0.00	\$175.00
Computer Maint Agrmt-Membership	\$11,500.00	\$0.00	\$0.00	\$0.00	\$0.00	\$0.00	\$0.00
Computer Maint Agrmt-Special Events	\$1,100.00	\$91.66	\$0.00	\$0.00	\$274.98	\$0.00	\$0.00
Computer Maint Agrmt-Education	\$3,301.00	\$275.07	\$0.00	\$0.00	\$825.21	\$0.00	\$0.00
Computer Maint Agrmt-Security	\$0.00	\$0.00	\$0.00	\$0.00	\$0.00	\$0.00	\$0.00
Computer Maint Agrmt-Visitor Services	\$12,104.00	\$1,008.65	\$0.00	\$0.00	\$3,025.95	\$0.00	\$0.00
Computer Maint Agrmt-Administration	\$5,700.00	\$0.00	\$0.00	\$6,070.26	\$0.00	\$0.00	\$6,070.26
Computer Maint Agrmt-Human Resource	\$6,000.00	\$500.00	\$0.00	\$0.00	\$1,500.00	\$0.00	\$0.00
Computer Maint Agrmt-Finance	\$0.00	\$0.00	\$0.00	\$0.00	\$0.00	\$0.00	\$0.00
Computer Hardware	\$3,500.00	\$291.66	\$0.00	\$0.00	\$874.98	\$0.00	\$0.00
Computer Hardware-Maintenance	\$0.00	\$0.00	\$0.00	\$0.00	\$0.00	\$0.00	\$0.00
Computer Hardware-Horticulture	\$0.00	\$0.00	\$0.00	\$0.00	\$0.00	\$0.00	\$0.00
Computer Hardware-Animal	\$1,000.00	\$83.33	\$0.00	\$0.00	\$249.99	\$0.00	\$0.00
Computer Hardware-Marketing	\$2,000.00	\$166.66	\$0.00	\$0.00	\$499.98	\$0.00	\$0.00
Computer Hardware-Membership	\$0.00	\$0.00	\$0.00	\$0.00	\$0.00	\$0.00	\$0.00
Computer Hardware-Development	\$500.00	\$41.66	\$0.00	\$0.00	\$124.98	\$0.00	\$0.00
Computer Hardware-Education	\$2,200.00	\$183.33	\$0.00	\$0.00	\$549.99	\$0.00	\$0.00
Computer Hardware-Volunteer	\$800.00	\$66.66	\$0.00	\$0.00	\$199.98	\$0.00	\$0.00
Computer Hardware-Veterinary	\$750.00	\$62.50	\$0.00	\$0.00	\$187.50	\$0.00	\$0.00
Computer Hardware-Security	\$0.00	\$0.00	\$0.00	\$0.00	\$0.00	\$0.00	\$0.00
Computer Hardware-Visitor Services	\$0.00	\$0.00	\$0.00	\$0.00	\$0.00	\$0.00	\$0.00
Computer Hardware-Administration	\$2,500.00	\$208.33	\$0.00	\$0.00	\$624.99	\$0.00	\$0.00
Computer Hardware-Human Resources	\$0.00	\$0.00	\$0.00	\$0.00	\$0.00	\$0.00	\$0.00
Computer Software/Supplies	\$2,000.00	\$166.66	\$0.00	\$1,550.00	\$499.98	\$0.00	\$1,550.00
Computer Software/Supplies-Maintenance	\$250.00	\$20.83	\$0.00	\$0.00	\$62.49	\$0.00	\$0.00
Computer Software/Supplies-Horticulture	\$200.00	\$16.66	\$0.00	\$0.00	\$49.98	\$0.00	\$0.00
Computer Software/Supplies-Animal	\$450.00	\$37.50	\$0.00	\$0.00	\$112.50	\$0.00	\$0.00

Fresno's Chaffee Zoo Corporation
Income Statement
 January 2016

	2016 Budget	Jan Budget	Jan Measure Z	Jan Actual	YTD Budget	YTD Measure Z	YTD Actual
Computer Software/Supplies-Marketing	\$1,000.00	\$83.33	\$0.00	\$0.00	\$249.99	\$0.00	\$0.00
Computer Software/Supplies-Membership	\$600.00	\$50.00	\$0.00	\$0.00	\$150.00	\$0.00	\$0.00
Computer Software/Supplies-Development	\$0.00	\$0.00	\$0.00	\$0.00	\$0.00	\$0.00	\$0.00
Computer Software/Supplies-Education	\$500.00	\$41.66	\$0.00	\$0.00	\$124.98	\$0.00	\$0.00
Computer Software/Supplies-Veterinary	\$0.00	\$0.00	\$0.00	\$0.00	\$0.00	\$0.00	\$0.00
Computer Software/Supplies-Security	\$1,500.00	\$125.00	\$0.00	\$0.00	\$375.00	\$0.00	\$0.00
Computer Software/Supplies-Visitor Servi	\$480.00	\$40.00	\$0.00	\$0.00	\$120.00	\$0.00	\$0.00
Computer Software/Supplies-Administrat	\$750.00	\$62.50	\$0.00	\$0.00	\$187.50	\$0.00	\$0.00
Computer Software/Supplies-Human Reso	\$0.00	\$0.00	\$0.00	\$0.00	\$0.00	\$0.00	\$0.00
Total Computer/Software	\$60,685.00	\$3,623.65	\$0.00	\$7,795.26	\$10,870.95	\$0.00	\$7,795.26
Conservation							
Conservation	\$0.00	\$0.00	\$0.00	\$0.00	\$0.00	\$0.00	\$0.00
Conservation-Animal	\$125,000.00	\$0.00	\$0.00	\$2,500.00	\$5,000.00	\$0.00	\$2,500.00
Conservation-Development	\$0.00	\$0.00	\$0.00	\$0.00	\$0.00	\$0.00	\$0.00
Conservation-Education	\$0.00	\$0.00	\$0.00	\$0.00	\$0.00	\$0.00	\$0.00
Total Conservation	\$125,000.00	\$0.00	\$0.00	\$2,500.00	\$5,000.00	\$0.00	\$2,500.00
Contracted Services							
Consultant Fees	\$4,000.00	\$333.33	\$0.00	\$0.00	\$999.99	\$0.00	\$0.00
Consultant Fees-Maintenance	\$0.00	\$0.00	\$0.00	\$0.00	\$0.00	\$0.00	\$0.00
Consultant Fees-Horticulture	\$10,000.00	\$833.33	\$0.00	\$0.00	\$2,499.99	\$0.00	\$0.00
Consultant Fees-Animal	\$30,000.00	\$2,500.00	\$0.00	\$0.00	\$7,500.00	\$0.00	\$0.00
Consultant Fees-Special Events	\$0.00	\$0.00	\$0.00	\$0.00	\$0.00	\$0.00	\$0.00
Consultant Fees-Education	\$500.00	\$41.66	\$0.00	\$0.00	\$124.98	\$0.00	\$0.00
Consultant Fees-Veterinary	\$15,000.00	\$1,250.00	\$0.00	\$0.00	\$3,750.00	\$0.00	\$0.00
Consultant Fees-Visitor Services	\$0.00	\$0.00	\$0.00	\$0.00	\$0.00	\$0.00	\$0.00
Consultant Fees-Administration	\$3,500.00	\$291.66	\$0.00	\$0.00	\$874.98	\$0.00	\$0.00
Contracted Services	\$2,000.00	\$166.66	\$0.00	\$0.00	\$499.98	\$0.00	\$0.00
Contracted Services-Maintenance	\$25,000.00	\$2,083.33	\$0.00	\$17.96	\$6,249.99	\$0.00	\$17.96
Contracted Services-Horticulture	\$10,000.00	\$833.33	\$0.00	\$0.00	\$2,499.99	\$0.00	\$0.00
Contracted Services-Animal	\$10,000.00	\$833.33	\$0.00	\$0.00	\$2,499.99	\$0.00	\$0.00

Fresno's Chaffee Zoo Corporation
Income Statement
 January 2016

	2016 Budget	Jan Budget	Jan Measure Z	Jan Actual	YTD Budget	YTD Measure Z	YTD Actual
Contracted Services-Marketing	\$16,000.00	\$1,333.33	\$0.00	\$0.00	\$3,999.99	\$0.00	\$0.00
Contracted Services-Membership	\$3,000.00	\$250.00	\$0.00	\$0.00	\$750.00	\$0.00	\$0.00
Contracted Services-Development	\$0.00	\$0.00	\$0.00	\$0.00	\$0.00	\$0.00	\$0.00
Contracted Services-Special Events	\$35,000.00	\$291.66	\$0.00	\$0.00	\$1,624.98	\$0.00	\$0.00
Contracted Services-Education	\$200.00	\$16.66	\$0.00	\$0.00	\$49.98	\$0.00	\$0.00
Contracted Services-Volunteer	\$0.00	\$0.00	\$0.00	\$0.00	\$0.00	\$0.00	\$0.00
Contracted Services-Veterinary	\$500.00	\$41.66	\$0.00	\$45.00	\$124.98	\$0.00	\$45.00
Contracted Services-Security	\$6,100.00	\$508.33	\$0.00	\$19.39	\$1,524.99	\$0.00	\$19.39
Contracted Services-Visitor Services	\$290,000.00	\$22,500.00	\$0.00	\$19,713.33	\$75,000.00	\$0.00	\$19,713.33
Contracted Services-Administration	\$1,500.00	\$125.00	\$0.00	\$0.00	\$375.00	\$0.00	\$0.00
Contracted Services-Information Technolog	\$40,000.00	\$3,333.33	\$0.00	\$4,677.00	\$9,999.99	\$0.00	\$4,677.00
Security Services	\$3,000.00	\$1,500.00	\$0.00	\$0.00	\$1,500.00	\$0.00	\$0.00
Security Services-Maintenance	\$1,750.00	\$145.83	\$0.00	\$0.00	\$437.49	\$0.00	\$0.00
Security Services-Animal	\$1,700.00	\$141.66	\$0.00	\$0.00	\$424.98	\$0.00	\$0.00
Security Services-Marketing	\$800.00	\$58.33	\$0.00	\$0.00	\$174.99	\$0.00	\$0.00
Security Services-Development	\$0.00	\$0.00	\$0.00	\$0.00	\$0.00	\$0.00	\$0.00
Security Services-Special Events	\$12,100.00	\$166.66	\$0.00	\$0.00	\$749.98	\$0.00	\$0.00
Security Services-Education	\$2,750.00	\$0.00	\$0.00	\$0.00	\$0.00	\$0.00	\$0.00
Security Services-Veterinary	\$1,550.00	\$129.16	\$0.00	\$0.00	\$387.48	\$0.00	\$0.00
Security Services-Security	\$0.00	\$0.00	\$0.00	\$0.00	\$0.00	\$0.00	\$0.00
Security Services-Visitor Services	\$1,400.00	\$116.66	\$0.00	\$581.91	\$349.98	\$0.00	\$581.91
Security Services-Administration	\$1,300.00	\$0.00	\$0.00	\$0.00	\$0.00	\$0.00	\$0.00
Total Contracted Services	\$528,650.00	\$39,824.90	\$0.00	\$25,054.59	\$124,974.70	\$0.00	\$25,054.59
Depreciation Expense							
Depreciation - Misc	\$7,239.00	\$603.25	\$0.00	\$0.00	\$1,809.75	\$0.00	\$0.00
Depreciation Land	\$0.00	\$0.00	\$0.00	\$0.00	\$0.00	\$0.00	\$0.00
Depreciation Grounds	\$26,000.00	\$2,166.66	\$0.00	\$2,167.00	\$6,499.98	\$0.00	\$2,167.00
Depreciation Exhibits	\$98,000.00	\$8,166.66	\$0.00	\$8,167.00	\$24,499.98	\$0.00	\$8,167.00
Depreciation Buildings and Structures	\$38,000.00	\$3,166.66	\$0.00	\$3,167.00	\$9,499.98	\$0.00	\$3,167.00
Depreciation Buildings and Structures-Anim	\$0.00	\$0.00	\$0.00	\$0.00	\$0.00	\$0.00	\$0.00
Depreciation Buildings and Structures-Educ	\$3,819.00	\$318.25	\$0.00	\$318.00	\$954.75	\$0.00	\$318.00

Fresno's Chaffee Zoo Corporation
Income Statement
 January 2016

	2016 Budget	Jan Budget	Jan Measure Z	Jan Actual	YTD Budget	YTD Measure Z	YTD Actual
Depreciation Buildings and Structures-Visi	\$8,703.00	\$725.25	\$0.00	\$725.00	\$2,175.75	\$0.00	\$725.00
Depreciation Furniture	\$7,000.00	\$583.33	\$0.00	\$583.00	\$1,749.99	\$0.00	\$583.00
Depreciation Vehicles	\$26,785.00	\$2,232.08	\$0.00	\$2,232.00	\$6,696.24	\$0.00	\$2,232.00
Depreciation Vehicles-Administration	\$0.00	\$0.00	\$0.00	\$0.00	\$0.00	\$0.00	\$0.00
Depreciation Zoo Equipment	\$181,000.00	\$15,083.33	\$0.00	\$15,083.00	\$45,249.99	\$0.00	\$15,083.00
Depreciation Zoo Equipment-Animal	\$0.00	\$0.00	\$0.00	\$0.00	\$0.00	\$0.00	\$0.00
Depreciation Zoo Equipment-Special Events	\$0.00	\$0.00	\$0.00	\$0.00	\$0.00	\$0.00	\$0.00
Depreciation Zoo Equipment-Education	\$0.00	\$0.00	\$0.00	\$0.00	\$0.00	\$0.00	\$0.00
Depreciation Zoo Equipment-Veterinary	\$0.00	\$0.00	\$0.00	\$0.00	\$0.00	\$0.00	\$0.00
Depreciation Zoo Equipment-Administratio	\$0.00	\$0.00	\$0.00	\$0.00	\$0.00	\$0.00	\$0.00
Depreciation Sea Lion Cove	\$0.00	\$0.00	\$0.00	\$0.00	\$0.00	\$0.00	\$0.00
Depreciation - Utilities	\$0.00	\$0.00	\$0.00	\$0.00	\$0.00	\$0.00	\$0.00
Total Depreciation Expense	<u>\$396,546.00</u>	<u>\$33,045.47</u>	<u>\$0.00</u>	<u>\$32,442.00</u>	<u>\$99,136.41</u>	<u>\$0.00</u>	<u>\$32,442.00</u>
Dues							
Dues	\$32,000.00	\$11,000.00	\$0.00	\$14,518.00	\$11,500.00	\$0.00	\$14,518.00
Dues-Maintenance	\$125.00	\$10.41	\$0.00	\$0.00	\$31.23	\$0.00	\$0.00
Dues-Horticulture	\$350.00	\$29.16	\$0.00	\$0.00	\$87.48	\$0.00	\$0.00
Dues-Animal	\$650.00	\$54.16	\$0.00	\$40.00	\$162.48	\$0.00	\$40.00
Dues-Marketing	\$1,000.00	\$83.33	\$0.00	\$0.00	\$249.99	\$0.00	\$0.00
Dues-Development	\$0.00	\$0.00	\$0.00	\$0.00	\$0.00	\$0.00	\$0.00
Dues-Special Events	\$0.00	\$0.00	\$0.00	\$0.00	\$0.00	\$0.00	\$0.00
Dues-Education	\$200.00	\$16.66	\$0.00	\$0.00	\$49.98	\$0.00	\$0.00
Dues-Volunteer	\$50.00	\$4.16	\$0.00	\$0.00	\$12.48	\$0.00	\$0.00
Dues-Veterinary	\$6,200.00	\$516.66	\$0.00	\$131.50	\$1,549.98	\$0.00	\$131.50
Dues-Security	\$0.00	\$0.00	\$0.00	\$0.00	\$0.00	\$0.00	\$0.00
Dues	\$0.00	\$0.00	\$0.00	\$4,747.25	\$0.00	\$0.00	\$4,747.25
Dues-Administration	\$2,000.00	\$166.66	\$0.00	\$0.00	\$499.98	\$0.00	\$0.00
Dues-Human Resources	\$225.00	\$18.75	\$0.00	\$0.00	\$56.25	\$0.00	\$0.00
Total Dues	<u>\$42,800.00</u>	<u>\$11,899.95</u>	<u>\$0.00</u>	<u>\$19,436.75</u>	<u>\$14,199.85</u>	<u>\$0.00</u>	<u>\$19,436.75</u>
Equipment							

Fresno's Chaffee Zoo Corporation
Income Statement
 January 2016

	2016 Budget	Jan Budget	Jan Measure Z	Jan Actual	YTD Budget	YTD Measure Z	YTD Actual
Equipment Lease/Rental	\$0.00	\$0.00	\$0.00	\$0.00	\$0.00	\$0.00	\$0.00
Equipment Lease/Rental-Maintenance	\$15,000.00	\$1,250.00	\$0.00	\$0.00	\$3,750.00	\$0.00	\$0.00
Equipment Lease/Rental-Horticulture	\$3,500.00	\$291.66	\$0.00	\$0.00	\$874.98	\$0.00	\$0.00
Equipment Lease/Rental-Animal	\$300.00	\$25.00	\$0.00	\$0.00	\$75.00	\$0.00	\$0.00
Equipment Lease/Rental-Marketing	\$2,000.00	\$0.00	\$0.00	\$0.00	\$0.00	\$0.00	\$0.00
Equipment Lease/Rental-Membership	\$0.00	\$0.00	\$0.00	\$0.00	\$0.00	\$0.00	\$0.00
Equipment Lease/Rental-Development	\$2,250.00	\$187.50	\$0.00	\$0.00	\$562.50	\$0.00	\$0.00
Equipment Lease/Rental-Special Events	\$40,100.00	\$416.66	\$0.00	(\$1,421.00)	\$3,749.98	\$0.00	(\$1,421.00)
Equipment Lease/Rental-Education	\$4,500.00	\$375.00	\$0.00	\$0.00	\$1,125.00	\$0.00	\$0.00
Equipment Lease/Rental-Veterinary	\$1,929.00	\$160.75	\$0.00	\$0.00	\$482.25	\$0.00	\$0.00
Equipment Lease/Rental-Security	\$0.00	\$0.00	\$0.00	\$0.00	\$0.00	\$0.00	\$0.00
Equipment Lease/Rental-Visitor Services	\$2,000.00	\$166.66	\$0.00	\$0.00	\$499.98	\$0.00	\$0.00
Equipment Lease/Rental-Administration	\$5,000.00	\$416.66	\$0.00	\$0.00	\$1,249.98	\$0.00	\$0.00
Equipment Lease/Rental-Capital Projects	\$0.00	\$0.00	\$0.00	\$0.00	\$0.00	\$0.00	\$0.00
Equipment Maintenance	\$0.00	\$0.00	\$0.00	\$0.00	\$0.00	\$0.00	\$0.00
Equipment Maintenance-Maintenance	\$9,850.00	\$820.83	\$0.00	\$0.00	\$2,462.49	\$0.00	\$0.00
Equipment Maintenance-Horticulture	\$3,000.00	\$250.00	\$0.00	\$0.00	\$750.00	\$0.00	\$0.00
Equipment Maintenance-Animal	\$2,250.00	\$187.50	\$0.00	\$0.00	\$562.50	\$0.00	\$0.00
Equipment Maintenance-Marketing	\$100.00	\$8.33	\$0.00	\$0.00	\$24.99	\$0.00	\$0.00
Equipment Maintenance-Membership	\$0.00	\$0.00	\$0.00	\$0.00	\$0.00	\$0.00	\$0.00
Equipment Maintenance-Development	\$4,500.00	\$375.00	\$0.00	\$0.00	\$1,125.00	\$0.00	\$0.00
Equipment Maintenance-Special Events	\$4,500.00	\$125.00	\$0.00	\$0.00	\$375.00	\$0.00	\$0.00
Equipment Maintenance-Education	\$1,000.00	\$83.33	\$0.00	\$0.00	\$249.99	\$0.00	\$0.00
Equipment Maintenance-Veterinary	\$1,500.00	\$125.00	\$0.00	\$0.00	\$375.00	\$0.00	\$0.00
Equipment Maintenance-Security	\$2,000.00	\$166.66	\$0.00	\$0.00	\$499.98	\$0.00	\$0.00
Equipment Maintenance-Visitor Services	\$1,000.00	\$83.33	\$0.00	\$0.00	\$249.99	\$0.00	\$0.00
Equipment Maintenance-Administration	\$0.00	\$0.00	\$0.00	\$0.00	\$0.00	\$0.00	\$0.00
Equipment Purchases	\$0.00	\$0.00	\$0.00	\$0.00	\$0.00	\$0.00	\$0.00
Equipment Purchases-Maintenance	\$10,000.00	\$833.33	\$0.00	\$0.00	\$2,499.99	\$0.00	\$0.00
Equipment Purchases-Horticulture	\$5,000.00	\$416.66	\$0.00	\$0.00	\$1,249.98	\$0.00	\$0.00
Equipment Purchases-Animal	\$25,000.00	\$2,083.33	\$0.00	\$0.00	\$6,249.99	\$0.00	\$0.00
Equipment Purchases-Marketing	\$250.00	\$20.83	\$0.00	\$0.00	\$62.49	\$0.00	\$0.00

Fresno's Chaffee Zoo Corporation
Income Statement
 January 2016

	2016 Budget	Jan Budget	Jan Measure Z	Jan Actual	YTD Budget	YTD Measure Z	YTD Actual
Equipment Purchases-Membership	\$0.00	\$0.00	\$0.00	\$0.00	\$0.00	\$0.00	\$0.00
Equipment Purchases-Development	\$0.00	\$0.00	\$0.00	\$0.00	\$0.00	\$0.00	\$0.00
Equipment Purchases-Special Events	\$28,000.00	\$250.00	\$0.00	\$0.00	\$750.00	\$0.00	\$0.00
Equipment Purchases-Education	\$4,000.00	\$333.33	\$0.00	\$1,892.29	\$999.99	\$0.00	\$1,892.29
Equipment Purchases-Veterinary	\$5,000.00	\$416.66	\$0.00	\$0.00	\$1,249.98	\$0.00	\$0.00
Equipment Purchases-Security	\$4,000.00	\$333.33	\$0.00	\$0.00	\$999.99	\$0.00	\$0.00
Equipment Purchases-Visitor Services	\$1,000.00	\$83.33	\$0.00	\$0.00	\$249.99	\$0.00	\$0.00
Equipment Purchases-Administration	\$1,000.00	\$83.33	\$0.00	\$0.00	\$249.99	\$0.00	\$0.00
Trailer Rental-General	\$18,000.00	\$1,500.00	\$0.00	\$1,476.13	\$4,500.00	\$0.00	\$1,476.13
Total Equipment	\$207,529.00	\$11,869.00	\$0.00	\$1,947.42	\$38,107.00	\$0.00	\$1,947.42
Fleet							
Fuel Surcharge	\$0.00	\$0.00	\$0.00	\$0.00	\$0.00	\$0.00	\$0.00
Fuel Surcharge-Marketing	\$0.00	\$0.00	\$0.00	\$0.00	\$0.00	\$0.00	\$0.00
Gasoline/Motor Oil/Fuel	\$0.00	\$0.00	\$0.00	\$0.00	\$0.00	\$0.00	\$0.00
Gasoline/Motor Oil/Fuel-Maintenance	\$4,500.00	\$375.00	\$0.00	\$0.00	\$1,125.00	\$0.00	\$0.00
Gasoline/Motor Oil/Fuel-Horticulture	\$2,200.00	\$183.33	\$0.00	\$367.46	\$549.99	\$0.00	\$367.46
Gasoline/Motor Oil/Fuel-Animal	\$1,000.00	\$83.33	\$0.00	\$0.00	\$249.99	\$0.00	\$0.00
Gasoline/Motor Oil/Fuel-Education	\$4,500.00	\$375.00	\$0.00	\$0.00	\$1,125.00	\$0.00	\$0.00
Gasoline/Motor Oil/Fuel-Veterinary	\$100.00	\$8.33	\$0.00	\$28.14	\$24.99	\$0.00	\$28.14
Gasoline/Motor Oil/Fuel-Visitor Services	\$20.00	\$1.66	\$0.00	\$0.00	\$4.98	\$0.00	\$0.00
Vehicle Rental	\$0.00	\$0.00	\$0.00	\$0.00	\$0.00	\$0.00	\$0.00
Vehicle Rental-Maintenance	\$0.00	\$0.00	\$0.00	\$0.00	\$0.00	\$0.00	\$0.00
Vehicle Rental-Development	\$12,000.00	\$1,000.00	\$0.00	\$0.00	\$3,000.00	\$0.00	\$0.00
Vehicle Repair and Maintenance	\$0.00	\$0.00	\$0.00	\$0.00	\$0.00	\$0.00	\$0.00
Vehicle Repair and Maintenance-Maintenan	\$16,500.00	\$1,375.00	\$0.00	\$288.93	\$4,125.00	\$0.00	\$288.93
Vehicle Repair and Maintenance-Horticultu	\$1,500.00	\$125.00	\$0.00	\$0.00	\$375.00	\$0.00	\$0.00
Vehicle Repair and Maintenance-Animal	\$350.00	\$29.16	\$0.00	\$603.90	\$87.48	\$0.00	\$603.90
Vehicle Repair and Maintenance-Marketing	\$0.00	\$0.00	\$0.00	\$0.00	\$0.00	\$0.00	\$0.00
Vehicle Repair and Maintenance-Developme	\$0.00	\$0.00	\$0.00	\$0.00	\$0.00	\$0.00	\$0.00
Vehicle Repair and Maintenance-Special Ev	\$0.00	\$0.00	\$0.00	\$0.00	\$0.00	\$0.00	\$0.00
Vehicle Repair and Maintenance-Education	\$3,000.00	\$250.00	\$0.00	\$0.00	\$750.00	\$0.00	\$0.00

Fresno's Chaffee Zoo Corporation
Income Statement
 January 2016

	2016 Budget	Jan Budget	Jan Measure Z	Jan Actual	YTD Budget	YTD Measure Z	YTD Actual
Vehicle Repair and Maintenance-Veterinary	\$0.00	\$0.00	\$0.00	\$0.00	\$0.00	\$0.00	\$0.00
Vehicle Repair and Maintenance-Security	\$1,500.00	\$125.00	\$0.00	\$0.00	\$375.00	\$0.00	\$0.00
Vehicle Repair and Maintenance-Administra	\$0.00	\$0.00	\$0.00	\$0.00	\$0.00	\$0.00	\$0.00
Vehicle License & Registration	\$0.00	\$0.00	\$0.00	\$0.00	\$0.00	\$0.00	\$0.00
Vehicle License & Registration-Maintenanc	\$2,409.00	\$200.75	\$0.00	\$320.00	\$602.25	\$0.00	\$320.00
Vehicle	\$0.00	\$0.00	\$0.00	\$0.00	\$0.00	\$0.00	\$0.00
Total Fleet	\$49,579.00	\$4,131.56	\$0.00	\$1,608.43	\$12,394.68	\$0.00	\$1,608.43
Food/Catering							
Food/Catering	\$12,000.00	\$100.00	\$0.00	\$208.29	\$300.00	\$0.00	\$208.29
Food/Catering-Maintenance	\$0.00	\$0.00	\$0.00	\$0.00	\$0.00	\$0.00	\$0.00
Food/Catering-Horticulture	\$0.00	\$0.00	\$0.00	\$0.00	\$0.00	\$0.00	\$0.00
Food/Catering-Animal	\$400.00	\$33.33	\$0.00	\$0.00	\$99.99	\$0.00	\$0.00
Food/Catering-Marketing	\$7,600.00	\$8.33	\$0.00	\$0.00	\$24.99	\$0.00	\$0.00
Food/Catering-Membership	\$0.00	\$0.00	\$0.00	\$0.00	\$0.00	\$0.00	\$0.00
Food/Catering-Development	\$5,000.00	\$416.66	\$0.00	\$0.00	\$1,249.98	\$0.00	\$0.00
Food/Catering-Special Events	\$156,250.00	\$3,150.00	\$0.00	\$0.00	\$16,150.00	\$0.00	\$0.00
Food/Catering-Education	\$6,300.00	\$524.99	\$0.00	\$0.00	\$1,574.97	\$0.00	\$0.00
Food/Catering-Volunteer	\$2,000.00	\$166.66	\$0.00	\$0.00	\$499.98	\$0.00	\$0.00
Food/Catering-Administration	\$1,000.00	\$83.33	\$0.00	\$190.48	\$249.99	\$0.00	\$190.48
Food/Catering-Human Resources	\$2,500.00	\$208.33	\$0.00	\$0.00	\$624.99	\$0.00	\$0.00
Food/Catering-Capital Projects	\$0.00	\$0.00	\$0.00	\$0.00	\$0.00	\$0.00	\$0.00
Total Food/Catering	\$193,050.00	\$4,691.63	\$0.00	\$398.77	\$20,774.89	\$0.00	\$398.77
Insurance							
Insurance-Other	\$0.00	\$0.00	\$0.00	\$0.00	\$0.00	\$0.00	\$0.00
Liability Insurance	\$170,000.00	\$30,000.00	\$0.00	\$368.25	\$58,000.00	\$0.00	\$368.25
Liability Insurance-Administration	\$0.00	\$0.00	\$0.00	\$0.00	\$0.00	\$0.00	\$0.00
Property Insurance	\$0.00	\$0.00	\$0.00	\$0.00	\$0.00	\$0.00	\$0.00
Total Insurance	\$170,000.00	\$30,000.00	\$0.00	\$368.25	\$58,000.00	\$0.00	\$368.25
Miscellaneous Business							

Fresno's Chaffee Zoo Corporation
Income Statement
 January 2016

	2016 Budget	Jan Budget	Jan Measure Z	Jan Actual	YTD Budget	YTD Measure Z	YTD Actual
Courier Services	\$0.00	\$0.00	\$0.00	\$0.00	\$0.00	\$0.00	\$0.00
Courier Services-Visitor Services	\$6,350.00	\$529.16	\$0.00	\$0.00	\$1,587.48	\$0.00	\$0.00
Courier Services-Administration	\$400.00	\$33.33	\$0.00	\$0.00	\$99.99	\$0.00	\$0.00
Mileage-Toll-Parking	\$0.00	\$0.00	\$0.00	\$0.00	\$0.00	\$0.00	\$0.00
Mileage-Toll-Parking-Maintenance	\$0.00	\$0.00	\$0.00	\$0.00	\$0.00	\$0.00	\$0.00
Mileage-Toll-Parking-Horticulture	\$0.00	\$0.00	\$0.00	\$0.00	\$0.00	\$0.00	\$0.00
Mileage-Toll-Parking-Animal	\$60.00	\$5.00	\$0.00	\$0.00	\$15.00	\$0.00	\$0.00
Mileage-Toll-Parking-Marketing	\$550.00	\$41.66	\$0.00	\$138.78	\$124.98	\$0.00	\$138.78
Mileage-Toll-Parking-Membership	\$0.00	\$0.00	\$0.00	\$0.00	\$0.00	\$0.00	\$0.00
Mileage-Toll-Parking-Development	\$500.00	\$41.66	\$0.00	\$0.00	\$124.98	\$0.00	\$0.00
Mileage-Toll-Parking-Special Events	\$6,095.00	\$458.33	\$0.00	\$0.00	\$1,474.99	\$0.00	\$0.00
Mileage-Toll-Parking-Education	\$200.00	\$16.66	\$0.00	\$0.00	\$49.98	\$0.00	\$0.00
Mileage-Toll-Parking-Veterinary	\$20.00	\$1.66	\$0.00	\$0.00	\$4.98	\$0.00	\$0.00
Mileage-Toll-Parking-Security	\$0.00	\$0.00	\$0.00	\$0.00	\$0.00	\$0.00	\$0.00
Mileage-Toll-Parking-Administration	\$0.00	\$0.00	\$0.00	\$0.00	\$0.00	\$0.00	\$0.00
Sales Tax Expense	\$0.00	\$0.00	\$0.00	\$0.00	\$0.00	\$0.00	\$0.00
Sales Tax Expense-Maintenance	\$0.00	\$0.00	\$0.00	\$0.00	\$0.00	\$0.00	\$0.00
Sales Tax Expense-Horticulture	\$0.00	\$0.00	\$0.00	\$0.00	\$0.00	\$0.00	\$0.00
Sales Tax Expense-Animal	\$0.00	\$0.00	\$0.00	\$0.00	\$0.00	\$0.00	\$0.00
Sales Tax Expense-Marketing	\$0.00	\$0.00	\$0.00	\$0.00	\$0.00	\$0.00	\$0.00
Sales Tax Expense-Membership	\$0.00	\$0.00	\$0.00	\$0.00	\$0.00	\$0.00	\$0.00
Sales Tax Expense-Development	\$0.00	\$0.00	\$0.00	\$0.00	\$0.00	\$0.00	\$0.00
Sales Tax Expense-Special Events	\$2,000.00	\$166.66	\$0.00	\$0.00	\$499.98	\$0.00	\$0.00
Sales Tax Expense-Education	\$0.00	\$0.00	\$0.00	\$0.00	\$0.00	\$0.00	\$0.00
Sales Tax Expense-Volunteer	\$0.00	\$0.00	\$0.00	\$0.00	\$0.00	\$0.00	\$0.00
Sales Tax Expense-Veterinary	\$0.00	\$0.00	\$0.00	\$0.00	\$0.00	\$0.00	\$0.00
Sales Tax Expense-Security	\$0.00	\$0.00	\$0.00	\$0.00	\$0.00	\$0.00	\$0.00
Sales Tax Expense-Visitor Services	\$0.00	\$0.00	\$0.00	\$0.00	\$0.00	\$0.00	\$0.00
Sales Tax Expense-Administration	\$0.00	\$0.00	\$0.00	\$0.00	\$0.00	\$0.00	\$0.00
Trip Expense	\$0.00	\$0.00	\$0.00	\$0.00	\$0.00	\$0.00	\$0.00
Trip Expense-Animal	\$0.00	\$0.00	\$0.00	\$0.00	\$0.00	\$0.00	\$0.00
Trip Expense-Education	\$1,300.00	\$108.33	\$0.00	\$0.00	\$324.99	\$0.00	\$0.00

Fresno's Chaffee Zoo Corporation

Income Statement

January 2016

	2016 Budget	Jan Budget	Jan Measure Z	Jan Actual	YTD Budget	YTD Measure Z	YTD Actual
Office Furniture-Maintenance	\$0.00	\$0.00	\$0.00	\$0.00	\$0.00	\$0.00	\$0.00
Office Furniture-Horticulture	\$0.00	\$0.00	\$0.00	\$0.00	\$0.00	\$0.00	\$0.00
Office Furniture-Marketing	\$0.00	\$0.00	\$0.00	\$0.00	\$0.00	\$0.00	\$0.00
Office Furniture-Membership	\$2,000.00	\$166.66	\$0.00	\$0.00	\$499.98	\$0.00	\$0.00
Office Furniture-Special Events	\$500.00	\$41.66	\$0.00	\$0.00	\$124.98	\$0.00	\$0.00
Office Furniture-Education	\$500.00	\$41.66	\$0.00	\$0.00	\$124.98	\$0.00	\$0.00
Office Furniture-Veterinary	\$300.00	\$25.00	\$0.00	\$0.00	\$75.00	\$0.00	\$0.00
Office Furniture-Security	\$0.00	\$0.00	\$0.00	\$0.00	\$0.00	\$0.00	\$0.00
Office Furniture-Administration	\$1,000.00	\$83.33	\$0.00	\$0.00	\$249.99	\$0.00	\$0.00
Office Supplies	\$0.00	\$0.00	\$0.00	\$0.00	\$0.00	\$0.00	\$0.00
Office Supplies-Maintenance	\$400.00	\$33.33	\$0.00	\$0.00	\$99.99	\$0.00	\$0.00
Office Supplies-Horticulture	\$0.00	\$0.00	\$0.00	\$0.00	\$0.00	\$0.00	\$0.00
Office Supplies-Animal	\$1,750.00	\$145.83	\$0.00	\$0.00	\$437.49	\$0.00	\$0.00
Office Supplies-Marketing	\$500.00	\$41.66	\$0.00	\$54.85	\$124.98	\$0.00	\$54.85
Office Supplies-Membership	\$150.00	\$12.50	\$0.00	\$394.87	\$37.50	\$0.00	\$394.87
Office Supplies-Development	\$3,100.00	\$258.32	\$0.00	\$0.00	\$774.96	\$0.00	\$0.00
Office Supplies-Special Events	\$800.00	\$66.66	\$0.00	\$0.00	\$199.98	\$0.00	\$0.00
Office Supplies-Education	\$5,200.00	\$433.32	\$0.00	\$0.00	\$1,299.96	\$0.00	\$0.00
Office Supplies-Volunteer	\$0.00	\$0.00	\$0.00	\$0.00	\$0.00	\$0.00	\$0.00
Office Supplies-Veterinary	\$720.00	\$60.00	\$0.00	\$176.04	\$180.00	\$0.00	\$176.04
Office Supplies-Security	\$500.00	\$41.66	\$0.00	\$0.00	\$124.98	\$0.00	\$0.00
Office Supplies-Visitor Services	\$2,500.00	\$208.33	\$0.00	\$0.00	\$624.99	\$0.00	\$0.00
Office Supplies-Administration	\$7,000.00	\$583.33	\$0.00	\$0.00	\$1,749.99	\$0.00	\$0.00
Office Supplies-Human Resources	\$350.00	\$29.16	\$0.00	\$0.00	\$87.48	\$0.00	\$0.00
Office Supplies-Capital Projects	\$0.00	\$0.00	\$0.00	\$0.00	\$0.00	\$0.00	\$0.00
Office Supplies-Operations	\$0.00	\$0.00	\$0.00	\$0.00	\$0.00	\$0.00	\$0.00
Total Office Supplies	\$27,270.00	\$2,272.41	\$0.00	\$625.76	\$6,817.23	\$0.00	\$625.76
Postage							
Postage	\$0.00	\$0.00	\$0.00	\$0.00	\$0.00	\$0.00	\$0.00
Postage-Maintenance	\$0.00	\$0.00	\$0.00	\$0.00	\$0.00	\$0.00	\$0.00
Postage-Animal	\$1,200.00	\$100.00	\$0.00	\$0.00	\$300.00	\$0.00	\$0.00

Fresno's Chaffee Zoo Corporation
Income Statement
 January 2016

	2016 Budget	Jan Budget	Jan Measure Z	Jan Actual	YTD Budget	YTD Measure Z	YTD Actual
Postage-Marketing	\$1,350.00	\$91.66	\$0.00	\$22.96	\$274.98	\$0.00	\$22.96
Postage-Membership	\$26,000.00	\$2,166.66	\$0.00	\$822.26	\$6,499.98	\$0.00	\$822.26
Postage-Development	\$9,000.00	\$749.99	\$0.00	\$1,851.47	\$2,249.97	\$0.00	\$1,851.47
Postage-Special Events	\$17,045.00	\$43.32	\$0.00	\$59.67	\$2,629.96	\$0.00	\$59.67
Postage-Education	\$1,975.00	\$164.58	\$0.00	\$10.45	\$493.74	\$0.00	\$10.45
Postage-Volunteer	\$500.00	\$41.66	\$0.00	\$0.00	\$124.98	\$0.00	\$0.00
Postage-Veterinary	\$4,176.00	\$348.00	\$0.00	(\$97.47)	\$1,044.00	\$0.00	(\$97.47)
Postage-Security	\$100.00	\$8.33	\$0.00	\$0.00	\$24.99	\$0.00	\$0.00
Postage-Visitor Services	\$100.00	\$8.33	\$0.00	\$0.00	\$24.99	\$0.00	\$0.00
Postage-Administration	\$4,500.00	\$375.00	\$0.00	\$0.00	\$1,125.00	\$0.00	\$0.00
Postage-Capital Projects	\$0.00	\$0.00	\$0.00	\$0.00	\$0.00	\$0.00	\$0.00
Total Postage	\$65,946.00	\$4,097.53	\$0.00	\$2,669.34	\$14,792.59	\$0.00	\$2,669.34
Printing							
Newsletter Expense	\$0.00	\$0.00	\$0.00	\$0.00	\$0.00	\$0.00	\$0.00
Newsletter Expense-Membership	\$52,500.00	\$0.00	\$0.00	\$0.00	\$13,000.00	\$0.00	\$0.00
Newsletter Expense-Development	\$0.00	\$0.00	\$0.00	\$0.00	\$0.00	\$0.00	\$0.00
Printing	\$0.00	\$0.00	\$0.00	\$1,244.59	\$0.00	\$0.00	\$1,244.59
Printing-Maintenance	\$0.00	\$0.00	\$0.00	\$0.00	\$0.00	\$0.00	\$0.00
Printing-Horticulture	\$0.00	\$0.00	\$0.00	\$0.00	\$0.00	\$0.00	\$0.00
Printing-Animal	\$150.00	\$150.00	\$0.00	\$0.00	\$150.00	\$0.00	\$0.00
Printing-Marketing	\$30,000.00	\$2,437.50	\$0.00	\$0.00	\$7,312.50	\$0.00	\$0.00
Printing-Membership	\$18,000.00	\$1,500.00	\$0.00	\$0.00	\$4,500.00	\$0.00	\$0.00
Printing-Development	\$10,000.00	\$833.33	\$0.00	\$0.00	\$2,499.99	\$0.00	\$0.00
Printing-Special Events	\$34,000.00	\$300.00	\$0.00	\$0.00	\$4,100.00	\$0.00	\$0.00
Printing-Education	\$7,800.00	\$650.00	\$0.00	\$0.00	\$1,950.00	\$0.00	\$0.00
Printing-Volunteer	\$1,500.00	\$125.00	\$0.00	\$0.00	\$375.00	\$0.00	\$0.00
Printing-Veterinary	\$100.00	\$8.33	\$0.00	\$0.00	\$24.99	\$0.00	\$0.00
Printing-Security	\$0.00	\$0.00	\$0.00	\$0.00	\$0.00	\$0.00	\$0.00
Printing-Visitor Services	\$40.00	\$3.33	\$0.00	\$0.00	\$9.99	\$0.00	\$0.00
Printing-Administration	\$500.00	\$41.66	\$0.00	\$1,448.38	\$124.98	\$0.00	\$1,448.38
Printing-Human Resources	\$750.00	\$62.50	\$0.00	\$0.00	\$187.50	\$0.00	\$0.00

Fresno's Chaffee Zoo Corporation
Income Statement
 January 2016

	2016 Budget	Jan Budget	Jan Measure Z	Jan Actual	YTD Budget	YTD Measure Z	YTD Actual
Improvements-Horticulture	\$0.00	\$0.00	\$0.00	\$0.00	\$0.00	\$0.00	\$0.00
Improvements-Animal	\$0.00	\$0.00	\$0.00	\$0.00	\$0.00	\$0.00	\$0.00
Improvements-Education	\$500.00	\$41.66	\$0.00	\$0.00	\$124.98	\$0.00	\$0.00
Improvements-Visitor Services	\$0.00	\$0.00	\$0.00	\$0.00	\$0.00	\$0.00	\$0.00
Improvements-Administration	\$0.00	\$0.00	\$0.00	\$0.00	\$0.00	\$0.00	\$0.00
Irrigation Maintenance and Repair-Horticult	\$15,000.00	\$1,250.00	\$0.00	\$0.00	\$3,750.00	\$0.00	\$0.00
Irrigation Maintenance and Repair-Animals	\$0.00	\$0.00	\$0.00	\$0.00	\$0.00	\$0.00	\$0.00
Purchases-Benches	\$0.00	\$0.00	\$0.00	\$0.00	\$0.00	\$0.00	\$0.00
Purchases-Benches - Development	\$0.00	\$0.00	\$0.00	\$0.00	\$0.00	\$0.00	\$0.00
Permits	\$0.00	\$0.00	\$0.00	\$0.00	\$0.00	\$0.00	\$0.00
Permits-Maintenance	\$1,000.00	\$83.33	\$0.00	\$0.00	\$249.99	\$0.00	\$0.00
Permits-Animal	\$2,000.00	\$166.66	\$0.00	\$0.00	\$499.98	\$0.00	\$0.00
Permits-Veterinary	\$0.00	\$0.00	\$0.00	\$0.00	\$0.00	\$0.00	\$0.00
Permits-Administration	\$0.00	\$0.00	\$0.00	\$0.00	\$0.00	\$0.00	\$0.00
Repairs and Replacements	\$0.00	\$0.00	\$0.00	\$0.00	\$0.00	\$0.00	\$0.00
Repairs and Replacements-Maintenance	\$160,000.00	\$13,333.33	\$0.00	\$4,505.67	\$39,999.99	\$0.00	\$4,505.67
Repairs and Replacements-Horticulture	\$2,000.00	\$166.66	\$0.00	\$106.82	\$499.98	\$0.00	\$106.82
Repairs and Replacements-Animal	\$24,200.00	\$2,016.66	\$0.00	\$0.00	\$6,049.98	\$0.00	\$0.00
Repairs and Replacements-Marketing	\$0.00	\$0.00	\$0.00	\$0.00	\$0.00	\$0.00	\$0.00
Repairs and Replacements-Development	\$0.00	\$0.00	\$0.00	\$0.00	\$0.00	\$0.00	\$0.00
Repairs and Replacements-Special Events	\$2,000.00	\$166.66	\$0.00	\$0.00	\$499.98	\$0.00	\$0.00
Repairs and Replacements-Education	\$3,000.00	\$250.00	\$0.00	\$0.00	\$750.00	\$0.00	\$0.00
Repairs and Replacements-Veterinary	\$500.00	\$41.66	\$0.00	\$0.00	\$124.98	\$0.00	\$0.00
Repairs and Replacements-Security	\$700.00	\$58.33	\$0.00	\$0.00	\$174.99	\$0.00	\$0.00
Repairs and Replacements-Visitor Services	\$750.00	\$62.50	\$0.00	\$132.34	\$187.50	\$0.00	\$132.34
Repairs and Replacements-Administration	\$2,500.00	\$208.33	\$0.00	\$0.00	\$624.99	\$0.00	\$0.00
Structural Repairs	\$0.00	\$0.00	\$0.00	\$0.00	\$0.00	\$0.00	\$0.00
Structural Repairs-Education	\$0.00	\$0.00	\$0.00	\$0.00	\$0.00	\$0.00	\$0.00
Purchases-Benches	\$0.00	\$0.00	\$0.00	\$0.00	\$0.00	\$0.00	\$0.00
Repairs and Replacements-Capital Projects	\$0.00	\$0.00	\$0.00	\$0.00	\$0.00	\$0.00	\$0.00
Total Repairs and Replacements	\$372,400.00	\$31,033.26	\$0.00	\$15,597.30	\$93,099.78	\$0.00	\$15,597.30

Fresno's Chaffee Zoo Corporation
Income Statement
 January 2016

	2016 Budget	Jan Budget	Jan Measure Z	Jan Actual	YTD Budget	YTD Measure Z	YTD Actual
Signage-Visitor Services	\$0.00	\$0.00	\$0.00	\$0.00	\$0.00	\$0.00	\$0.00
Signage-Administration	\$0.00	\$0.00	\$0.00	\$0.00	\$0.00	\$0.00	\$0.00
Signage-Human Resources	\$0.00	\$0.00	\$0.00	\$0.00	\$0.00	\$0.00	\$0.00
Signage-Capital Projects	\$0.00	\$0.00	\$0.00	\$0.00	\$0.00	\$0.00	\$0.00
Total Signage	\$16,500.00	\$1,374.99	\$0.00	\$0.00	\$4,124.97	\$0.00	\$0.00
Specialized Services							
Misc. Specialized Services	\$1,000.00	\$83.33	\$0.00	\$0.00	\$249.99	\$0.00	\$0.00
Misc. Specialized Services-Maintenance	\$10,000.00	\$833.33	\$0.00	\$0.00	\$2,499.99	\$0.00	\$0.00
Misc. Specialized Services-Horticulture	\$0.00	\$0.00	\$0.00	\$0.00	\$0.00	\$0.00	\$0.00
Misc. Specialized Services-Animal	\$2,500.00	\$208.33	\$0.00	\$34.14	\$624.99	\$0.00	\$34.14
Misc. Specialized Services-Marketing	\$0.00	\$0.00	\$0.00	\$0.00	\$0.00	\$0.00	\$0.00
Misc. Specialized Services-Education	\$2,000.00	\$166.66	\$0.00	\$0.00	\$499.98	\$0.00	\$0.00
Misc. Specialized Services-Veterinary	\$4,000.00	\$333.33	\$0.00	\$0.00	\$999.99	\$0.00	\$0.00
Misc. Specialized Services-Security	\$0.00	\$0.00	\$0.00	\$0.00	\$0.00	\$0.00	\$0.00
Misc. Specialized Services-Visitor Services	\$0.00	\$0.00	\$0.00	\$0.00	\$0.00	\$0.00	\$0.00
Misc. Specialized Services-Administration	\$2,000.00	\$166.66	\$0.00	\$0.00	\$499.98	\$0.00	\$0.00
Misc. Specialized Services-Information Tec	\$0.00	\$0.00	\$0.00	\$0.00	\$0.00	\$0.00	\$0.00
Misc. Specialized Services-Human Resource	\$1,000.00	\$83.33	\$0.00	(\$100.00)	\$249.99	\$0.00	(\$100.00)
Irrigation Construction (New)-Horticulture	\$5,000.00	\$416.66	\$0.00	\$0.00	\$1,249.98	\$0.00	\$0.00
Paver Engraving-Development	\$0.00	\$0.00	\$0.00	\$0.00	\$0.00	\$0.00	\$0.00
Total Specialized Services	\$27,500.00	\$2,291.63	\$0.00	(\$65.86)	\$6,874.89	\$0.00	(\$65.86)
Staff Development							
Staff Development-Conf/Travel	\$0.00	\$0.00	\$0.00	\$0.00	\$0.00	\$0.00	\$0.00
Staff Development-Conf/Travel-Maintenanc	\$2,250.00	\$187.50	\$0.00	\$0.00	\$562.50	\$0.00	\$0.00
Staff Development-Conf/Travel-Horticultur	\$2,400.00	\$200.00	\$0.00	\$0.00	\$600.00	\$0.00	\$0.00
Staff Development-Conf/Travel-Animal	\$26,250.00	\$2,187.50	\$0.00	\$3,255.62	\$6,562.50	\$0.00	\$3,255.62
Staff Development-Conf/Travel-Marketing	\$5,000.00	\$416.66	\$0.00	\$2,572.57	\$1,249.98	\$0.00	\$2,572.57
Staff Development-Conf/Travel-Membershi	\$2,000.00	\$166.66	\$0.00	\$0.00	\$499.98	\$0.00	\$0.00
Staff Development-Conf/Travel-Developer	\$0.00	\$0.00	\$0.00	\$0.00	\$0.00	\$0.00	\$0.00
Staff Development-Conf/Travel-Special Eves	\$4,000.00	\$333.33	\$0.00	\$150.00	\$999.99	\$0.00	\$150.00

Fresno's Chaffee Zoo Corporation
Income Statement
 January 2016

	2016 Budget	Jan Budget	Jan Measure Z	Jan Actual	YTD Budget	YTD Measure Z	YTD Actual
Small Tools-Maintenance	\$6,500.00	\$541.66	\$0.00	\$21.61	\$1,624.98	\$0.00	\$21.61
Small Tools-Horticulture	\$1,200.00	\$100.00	\$0.00	\$0.00	\$300.00	\$0.00	\$0.00
Small Tools-Animal	\$3,000.00	\$250.00	\$0.00	\$0.00	\$750.00	\$0.00	\$0.00
Supplies	\$1,500.00	\$125.00	\$0.00	\$0.00	\$375.00	\$0.00	\$0.00
Supplies-Maintenance	\$27,500.00	\$2,291.66	\$0.00	\$411.52	\$6,874.98	\$0.00	\$411.52
Supplies-Horticulture	\$12,500.00	\$1,041.66	\$0.00	\$0.00	\$3,124.98	\$0.00	\$0.00
Supplies-Animal	\$32,000.00	\$2,666.66	\$0.00	\$720.11	\$7,999.98	\$0.00	\$720.11
Supplies-Marketing	\$150.00	\$12.50	\$0.00	\$0.00	\$37.50	\$0.00	\$0.00
Supplies-Membership	\$100.00	\$8.33	\$0.00	\$0.00	\$24.99	\$0.00	\$0.00
Supplies-Development	\$4,000.00	\$333.33	\$0.00	\$0.00	\$999.99	\$0.00	\$0.00
Supplies-Special Events	\$2,000.00	\$166.66	\$0.00	\$0.00	\$499.98	\$0.00	\$0.00
Supplies-Education	\$16,500.00	\$1,374.98	\$0.00	\$0.00	\$4,124.94	\$0.00	\$0.00
Supplies-Volunteer	\$1,500.00	\$125.00	\$0.00	\$0.00	\$375.00	\$0.00	\$0.00
Supplies-Veterinary	\$37,000.00	\$3,083.33	\$0.00	\$3,308.75	\$9,249.99	\$0.00	\$3,308.75
Supplies-Security	\$500.00	\$41.66	\$0.00	\$0.00	\$124.98	\$0.00	\$0.00
Supplies-Visitor Services	\$9,700.00	\$808.33	\$0.00	\$0.00	\$2,424.99	\$0.00	\$0.00
Supplies-Administration	\$2,000.00	\$166.66	\$0.00	\$56.99	\$499.98	\$0.00	\$56.99
Supplies-Human Resources	\$0.00	\$0.00	\$0.00	\$0.00	\$0.00	\$0.00	\$0.00
Total Supplies	\$416,725.00	\$30,183.20	\$0.00	\$7,461.14	\$92,299.60	\$0.00	\$7,461.14
Telephone							
Telephone	\$34,000.00	\$2,833.33	\$0.00	\$1,820.00	\$8,499.99	\$0.00	\$1,820.00
Telephone-Maintenance	\$750.00	\$62.50	\$0.00	\$25.00	\$187.50	\$0.00	\$25.00
Telephone-Horticulture	\$0.00	\$0.00	\$0.00	\$0.00	\$0.00	\$0.00	\$0.00
Telephone-Animal	\$3,000.00	\$250.00	\$0.00	\$130.62	\$750.00	\$0.00	\$130.62
Telephone-Marketing	\$0.00	\$0.00	\$0.00	\$25.00	\$0.00	\$0.00	\$25.00
Telephone-Development	\$1,200.00	\$100.00	\$0.00	\$27.82	\$300.00	\$0.00	\$27.82
Telephone-Special Events	\$0.00	\$0.00	\$0.00	\$25.00	\$0.00	\$0.00	\$25.00
Telephone-Education	\$600.00	\$50.00	\$0.00	\$50.00	\$150.00	\$0.00	\$50.00
Telephone-Veterinary	\$900.00	\$75.00	\$0.00	\$75.00	\$225.00	\$0.00	\$75.00
Telephone-Security	\$800.00	\$66.66	\$0.00	\$27.82	\$199.98	\$0.00	\$27.82
Telephone-Visitor Service	\$1,500.00	\$125.00	\$0.00	\$30.62	\$375.00	\$0.00	\$30.62

Fresno's Chaffee Zoo Corporation
Income Statement
 January 2016

	2016 Budget	Jan Budget	Jan Measure Z	Jan Actual	YTD Budget	YTD Measure Z	YTD Actual
Total Other	\$27,125.00	\$879.13	\$0.00	\$3,331.00	\$2,712.39	\$0.00	\$3,331.00
Total Other Expenses	\$4,976,032.00	\$396,468.95	\$22,033.45	\$191,485.73	\$1,165,121.85	\$143,233.45	\$191,485.73
TOTAL OPERATING EXPENSES	\$12,783,812.00	\$839,820.91	\$274,911.73	\$751,576.51	\$2,772,230.01	\$777,430.02	\$751,576.51
Expansion/Nonoperating Exp.							
Expansion/Nonoperating Exp.							
Planning	\$0.00	\$0.00	\$0.00	\$0.00	\$0.00	\$0.00	\$0.00
Planning-Animal	\$0.00	\$0.00	\$0.00	\$0.00	\$0.00	\$0.00	\$0.00
Planning-Capital Project	\$0.00	\$0.00	\$0.00	\$0.00	\$0.00	\$0.00	\$0.00
City Reimbursement	\$0.00	\$0.00	\$0.00	\$0.00	\$0.00	\$0.00	\$0.00
Consultant Fees-Capital Projects	\$0.00	\$0.00	\$0.00	\$0.00	\$0.00	\$0.00	\$0.00
Contracted Services-Capital Projects	\$0.00	\$0.00	\$0.00	\$0.00	\$0.00	\$0.00	\$0.00
Legal and Audit-Capital Projects	\$0.00	\$0.00	\$0.00	\$0.00	\$0.00	\$0.00	\$0.00
Misc. Specialized Services-Capital Projects	\$0.00	\$0.00	\$0.00	\$0.00	\$0.00	\$0.00	\$0.00
Misc capital expenses	\$0.00	\$0.00	\$0.00	\$0.00	\$0.00	\$0.00	\$0.00
EIR (non MZ)	\$0.00	\$0.00	\$0.00	\$0.00	\$0.00	\$0.00	\$0.00
EIR (non MZ)-Capital Projects	\$0.00	\$0.00	\$0.00	\$0.00	\$0.00	\$0.00	\$0.00
Projects-Maintenance	\$0.00	\$0.00	\$0.00	\$0.00	\$0.00	\$0.00	\$0.00
Projects-Horticulture	\$0.00	\$0.00	\$0.00	\$0.00	\$0.00	\$0.00	\$0.00
Projects-Animal	\$0.00	\$0.00	\$0.00	\$0.00	\$0.00	\$0.00	\$0.00
Consultant Fees	\$0.00	\$0.00	\$0.00	\$0.00	\$0.00	\$0.00	\$0.00
Total Expansion/Nonoperating Exp.	\$0.00	\$0.00	\$0.00	\$0.00	\$0.00	\$0.00	\$0.00
Total Expansion/Nonoperating Exp.	\$0.00	\$0.00	\$0.00	\$0.00	\$0.00	\$0.00	\$0.00
TOTAL EXPENSES	\$12,783,812.00	\$839,820.91	\$274,911.73	\$751,576.51	\$2,772,230.01	\$777,430.02	\$751,576.51
BEGINNING FUND BALANCE	\$81,722,702.57	\$81,722,702.57	(\$4,298,400.48)	\$81,722,702.57	\$81,722,702.57	(\$4,298,400.48)	\$81,722,702.57
NET SURPLUS/(DEFICIT)	\$155,708.00	(\$192,234.55)	\$10.00	(\$345,740.78)	\$11,837.13	(\$502,508.29)	(\$345,740.78)

Fresno's Chaffee Zoo Corporation Income Statement

January 2016

ENDING FUND BALANCE

<u>\$81,878,410.57</u>	<u>\$81,530,468.02</u>	<u>(\$4,298,390.48)</u>	<u>\$81,376,961.79</u>	<u>\$81,734,539.70</u>	<u>(\$4,800,908.77)</u>	<u>\$81,376,961.79</u>
------------------------	------------------------	-------------------------	------------------------	------------------------	-------------------------	------------------------

Fresno's Chaffee Zoo Corporation General Ledger Report January 2016

✓ Checks to receipt

Date	Trans.	Journal	Reference	Debit Amount	Credit Amount	Balance
1-5003-03						
Account: 1-5003-03 (Animal Feed-Animal)						
01/01/16			<i>Account Beginning Balance</i>			\$0.00
01/11/16	10355-1372	Accounts Payable	Bassett's Cricket Ranch, Inc.-Crickets	\$704.54		
01/14/16	10355-1619	Accounts Payable	Whitie's Pets-animal feed - Reptiles	\$81.09		
01/14/16	10355-1623	Accounts Payable	Valley Produce, Inc.-produce	\$2,082.10 ✓		
01/20/16	10372-15	Accounts Payable	Bassett's Cricket Ranch, Inc.-Crickets	\$687.23		
01/20/16	10372-25	Accounts Payable	McRoberts Sales Co., Inc.-Fish - SLC	\$1,517.21 ✓		
01/20/16	10372-27	Accounts Payable	Golden State Bait, Inc.-Fish	\$77.50		
01/22/16	10431-850	Accounts Payable	Visa- Premier Valley Bank-Misc. Charges- January Scott	\$1,678.65 ✓		
01/27/16	10384-239	Accounts Payable	O.H. Kruse Grain & Milling-Hi Fiber	\$1,117.00 ✓		
01/27/16	10384-247	Accounts Payable	Hill's Pet Nutrition Sales, In-Animal Feed	\$229.00		
01/27/16	10384-251	Accounts Payable	Valley Produce, Inc.-produce	\$1,864.40 ✓		
			<i>Account Subtotals</i>	\$10,038.72	\$0.00	
			<i>Account Net Change</i>	0. C		
01/31/16			<i>Account Ending Balance</i>	704.54 +		\$10,038.72
01/31/16				81.09 +		\$10,038.72
				2,082.10 +		\$10,038.72
				687.23 +		
				1,517.21 +		
			<i>Account Beginning Balance</i>	77.50 +		\$0.00
			<i>Account Net Change</i>	1,678.65 +		\$0.00
			<i>Account Ending Balance</i>	1,117.00 +		\$0.00
				229.00 +		
				1,864.40 +		
				010		
			<i>Account Beginning Balance</i>	10,038.72 *		\$0.00
01/01/16	10308-1	Journal Entry	To reclassify Blue Shield of CA	\$20,821.08		
01/01/16	10309-1	Journal Entry	To reclassify VSP	\$594.23		
01/01/16	10310-1	Journal Entry	To reclassify Principal	\$4,281.29		
01/01/16	10373-1	Journal Entry	HSA Employer Contribution-1st Quarter 2016	\$13,684.75		
01/08/16	10337-47	Payroll	Salaries		\$442.48	
01/08/16	10337-52	Payroll	Salaries		\$67.50	
01/18/16	10351-3	Cash Disbursement	N. McIntosh rollover reimbursement	\$25.00		
01/22/16	10371-53	Payroll	Salaries		\$442.48	
01/22/16	10371-59	Payroll	Salaries		\$67.50	
			<i>Account Subtotals</i>	\$39,406.35	\$1,019.96	
01/31/16			<i>Account Net Change</i>			\$38,386.39

6/

Fresno's Chaffee Zoo Corporation General Ledger Report January 2016

Date	Trans.	Journal	Reference	Debit Amount	Credit Amount	Balance
Account: 1-5080-03 (Benefits-Animal)						
01/31/16						\$38,386.39 3/
<i>Account Ending Balance</i>						
1-5080-10						
Account: 1-5080-10 (Benefits-Veterinary)						
01/01/16						\$0.00
01/01/16	10308-5	Journal Entry	To reclassify Blue Shield of CA	\$3,508.57		
01/01/16	10309-4	Journal Entry	To reclassify VSP	\$91.55		
01/01/16	10310-5	Journal Entry	To reclassify Principal	\$636.46		
01/01/16	10373-6	Journal Entry	HSA Employer Contribution-1st Quarter 2016	\$1,796.25		
01/08/16	10337-48	Payroll	Salaries		\$135.00	
01/22/16	10371-54	Payroll	Salaries		\$135.00	
			<i>Account Subtotals</i>	\$6,032.83	\$270.00	
01/31/16						\$5,762.83
01/31/16						\$5,762.83 5/
<i>Account Net Change</i>						
<i>Account Ending Balance</i>						
1-5131-03						
Account: 1-5131-03 (Payroll Taxes-Animal)						
01/01/16						\$0.00
01/08/16	10337-101	Payroll	Payroll Taxes	\$5,339.83		
01/08/16	10337-111	Payroll	Payroll Taxes-SRB	\$506.43		
01/22/16	10371-111	Payroll	Payroll Taxes	\$5,313.26		
01/22/16	10371-126	Payroll	Payroll Taxes-SRB	\$509.96		
			<i>Account Subtotals</i>	\$11,669.48	\$0.00	
01/31/16						\$11,669.48
01/31/16						\$11,669.48 3/
<i>Account Net Change</i>						
<i>Account Ending Balance</i>						
1-5131-10						
Account: 1-5131-10 (Payroll Taxes-Veterinary)						
01/01/16						\$0.00
01/08/16	10337-102	Payroll	Payroll Taxes	\$745.84		
01/22/16	10371-112	Payroll	Payroll Taxes	\$787.03		
			<i>Account Subtotals</i>	\$1,532.87	\$0.00	
01/31/16						\$1,532.87
01/31/16						\$1,532.87 5/
<i>Account Net Change</i>						
<i>Account Ending Balance</i>						
1-5153-03						

Fresno's Chaffee Zoo Corporation General Ledger Report January 2016

Date	Trans.	Journal	Reference	Debit Amount	Credit Amount	Balance
Account: 1-5153-03 (Retirement Contribution-Animal)						
01/01/16						\$0.00
01/08/16	10337-21	Journal Entry	1/8/2016 retirement match	\$1,010.89		
01/08/16	10337-29	Journal Entry	1/8/2016 retirement match	\$58.08		
01/22/16	10371-26	Journal Entry	1/22/2016 retirement match	\$1,070.38		
01/22/16	10371-35	Journal Entry	1/22/2016 retirement match	\$58.08		
01/26/16	10378-1	Cash Disbursement	D.Dillard Matching Contributions	\$2,075.38		
			<i>Account Beginning Balance</i>			\$0.00
			<i>Account Subtotals</i>	\$4,272.81	\$0.00	
01/31/16			<i>Account Net Change</i>			\$4,272.81
01/31/16			<i>Account Ending Balance</i>			\$4,272.81 3/
1-5153-10						
Account: 1-5153-10 (Retirement Contribution-Veterinary)						
01/01/16						\$0.00
01/08/16	10337-22	Journal Entry	1/8/2016 retirement match	\$200.64		
01/22/16	10371-27	Journal Entry	1/22/2016 retirement match	\$200.64		
			<i>Account Beginning Balance</i>			\$0.00
			<i>Account Subtotals</i>	\$401.28	\$0.00	
01/31/16			<i>Account Net Change</i>			\$401.28
01/31/16			<i>Account Ending Balance</i>			\$401.28 5/
1-5165-03						
Account: 1-5165-03 (Salaries-Animal)						
01/01/16						\$0.00
01/08/16	10337-5	Payroll	Salaries	\$70,424.64		
01/08/16	10337-15	Payroll	Salaries-SRB	\$6,687.47		
01/22/16	10371-5	Payroll	Salaries	\$70,176.91		
01/22/16	10371-20	Payroll	Salaries-SRB	\$6,733.62		
			<i>Account Beginning Balance</i>			\$0.00
			<i>Account Subtotals</i>	\$154,022.64	\$0.00	
01/31/16			<i>Account Net Change</i>			\$154,022.64
01/31/16			<i>Account Ending Balance</i>			\$154,022.64 3/
1-5165-10						
Account: 1-5165-10 (Salaries-Veterinary)						
01/01/16						\$0.00
01/08/16	10337-6	Payroll	Salaries	\$9,884.68		
			<i>Account Beginning Balance</i>			\$0.00

Fresno's Chaffee Zoo Corporation General Ledger Report January 2016

Date	Trans.	Journal	Reference	Debit Amount	Credit Amount	Balance
Account: 1-5165-10 (Salaries-Veterinary)						
01/22/16	10371-6	Payroll	Salaries	\$10,422.87		
			<i>Account Subtotals</i>	<u>\$20,307.55</u>	\$0.00	
01/31/16						<i>Account Net Change</i>
01/31/16						<i>Account Ending Balance</i>
						<u>\$20,307.55</u>
						<u>\$20,307.55</u> 5/
1-5191-00						
Account: 1-5191-00 (Utilities Gas & Electric)						
01/01/16						<i>Account Beginning Balance</i>
01/20/16	10372-59	Accounts Payable	P G & E-Service Thru 01/01/16-01/06/16	\$6,428.52 ✓		\$0.00
01/20/16	10372-63	Accounts Payable	P G & E-Service Thru 01/01/16-01/05/16	\$984.90 ✓		
01/20/16	10372-235	Accounts Payable	P G & E-Service Thru 01/01/16-01/08/16	\$2,395.83 ✓		
01/31/16	10401-3	Accounts Payable	P G & E-Services thru 01/01/16- 01/21/	\$206.57 ✓		
01/31/16	10401-5	Accounts Payable	P G & E-Services thru 01/01/16-01/21/1	\$1,586.59 ✓		
01/31/16	10401-7	Accounts Payable	P G & E-Services thru 01/01/16-01/20/1	\$392.32 ✓		
			<i>Account Subtotals</i>	<u>\$11,994.73</u>	\$0.00	
01/31/16						<i>Account Net Change</i>
01/31/16						<i>Account Ending Balance</i>
						<u>\$11,994.73</u>
						<u>\$11,994.73</u> 26/
1-5200-03						
Account: 1-5200-03 (Workers Comp-Animal)						
01/01/16						<i>Account Beginning Balance</i>
01/08/16	10337-116	Payroll	Workers Comp	\$4,029.69		\$0.00
01/08/16	10337-131	Payroll	Workers Comp-Life Support Systems	\$481.10		
01/22/16	10371-132	Payroll	Workers Comp	\$4,073.43		
01/22/16	10371-147	Payroll	Workers Comp-Life Support Systems	\$482.84		
01/30/16	10406-1	Journal Entry	WC Missed Premiums 2016	\$4,934.60		
01/30/16	10406-9	Journal Entry	WC Missed Premiums 2016	\$280.57		
01/31/16	10420-2	Journal Entry	Jan 2016 Workers Comp	\$206.19		
			<i>Account Subtotals</i>	<u>\$14,488.42</u>	\$0.00	
01/31/16						<i>Account Net Change</i>
01/31/16						<i>Account Ending Balance</i>
						<u>\$14,488.42</u>
						<u>\$14,488.42</u> 3/
1-5200-10						
Account: 1-5200-10 (Workers Comp-Veterinary)						
01/01/16						<i>Account Beginning Balance</i>
						\$0.00

Fresno's Chaffee Zoo Corporation General Ledger Report January 2016

Date	Trans.	Journal	Reference	Debit Amount	Credit Amount	Balance
Account:	1-5200-10 (Workers Comp-Veterinary)					
01/08/16	10337-117	Payroll	Workers Comp	\$510.87		
01/22/16	10371-133	Payroll	Workers Comp	\$511.70		
01/30/16	10406-13	Journal Entry	WC Missed Premiums 2016	\$1,011.44		
			<i>Account Subtotals</i>	\$2,034.01	\$0.00	
01/31/16			<i>Account Net Change</i>			\$2,034.01
01/31/16			<i>Account Ending Balance</i>			\$2,034.01 5/
01/01/16						<i>Grand Total Beginning Balance</i> \$0.00
01/31/16						<i>Grand Total Net Change</i> \$274,911.73
01/31/16						<i>Grand Total Ending Balance</i> \$274,911.73 ↓
			012	0. C		
				10,038.72 +		
				38,386.39 +		
				5,762.83 +		
				11,669.48 +		
				1,532.87 +		
				4,272.81 +		
				401.28 +		
				154,022.64 +		
				20,307.55 +		
				11,994.73 +		
				14,488.42 +		
				2,034.01 +		
				274,911.73 *		

VALLEY PRODUCE, INC.

P.O. BOX 11664, FRESNO, CALIFORNIA 93774
 e-mail: valleypro@comcast.net

Sold to

PHONE (559) 237-3328
 FAX (559) 237-5611

Fresno 200 5003-0311
 Date *1-5-16*

No. C 228162


✓	QUAN.	ITEM	PRICE	AMOUNT	✓	QUAN.	ITEM	PRICE	AMOUNT	✓	QUAN.	ITEM	PRICE	AMOUNT
		Broccoli Florets												
✓	10	BROCCOLI Grown (18ct)	22.00	220.00	✓	2	EGGS 15/doz	60.00	120.00	✓	3	CARROTS 50# / 25#		70.50
		CAULIFLOWER			✓	1	ok yogurt	2.70	2.70			Grabits 100/200 ct		
✓	10	CELERY	45.00	450.00	✓	1	KALE	68.00	68.00			48/1# Carrot		
		CABBAGE white					LEEKS					Baby Carrot		
		CABBAGE red			✓	1	CORN	24.50	24.50			Pinto Beans #100		
		CILANTRO					HERBS					J. Yel. Onions		
		SPRING MIX 3#					Basil					Red Onions		
		LETTUCE					Chives					Mint		
✓	5	Green Leaf	112.50	562.50			Rosemary			✓	2	Chard green		42.50
✓	4	Red Leaf	86.00	344.00			Thyme					Potatoes		
✓	19	Romaine	446.50	8483.50	✓	7	Figs	29.75	208.25			10/5 Russet		
		SPINACH 2 1/2 #			✓	4	Apples 12.5ct	98.00	392.00			5/10 Russet		
		EGGPLANT					Apples					Ctn. Russet		
							Apples Sliced 100/200					Red Potatoes ___ sz		
		PARSLEY Flat / Curly			✓	10	L. Lini	14.00	140.00	✓	4	Dandelion Greens		89.00
✓	12	Cactus pads	39.75	477.00	✓	3	Oranges 11.3ct	49.50	148.50			YAMS Medy Jumbo		70.00
		GREEN ONIONS					Lemons			✓	3	Jicama		
		RADDISH					Limes			✓	2	Sweet potatoes		54.00
		GREEN BEANS			✓	5	Banana's	107.50	537.50	✓	2	CUCUMBERS		9.60
		ASPARAGUS					Raspberries			✓	2	Butternut Squash		4.00
							Blueberries			✓	2	SQUASH Acorn		4.00
✓	1	BELL PEPPER Green	18.50	18.50	✓	2	Blackberries			✓	2	Med. I.T. Squash		47.00
		BELL PEPPER Red			✓	1	GRAPES Red	48.50	48.50	✓	1	Yellow Squash		90.00
		Chili Jalapeno			✓	3	GRAPES Lunch Bunch			✓	3	500 gatti Squash		2.00
		Chili Tomatillo										Avocado (Ripe)		2.40
		Chili Long Grn/Pasilla			✓	8	Mango's	96.00	768.00			Avocado (Firm)		
							Nectarines					Garlic (5# Peeled)		
		Alfalfa Sprouts 1#/4oz			✓	5	Papaya	15.50	77.50	✓	1	Garlic (Whole)		
		Bean Sprouts					Peach			✓	1	Turnip		27.50
		Colé Slaw (white cabbage)			✓	4	Pear 13.5ct	112.00	448.00	✓	1	TOMATOES		38.00
		Cabbage Shred Red			✓	3	Pineapple	8.10	24.30			ROMA TOMATOES		
		Carrot Shred / Coin					Plum					GRAPE TOMATOES		
		Carrot Sticks 2/4			✓	4	Strawberry	14.40	57.60	✓	4	CHERRY TOMATOES		
		Celery Sticks 2/4			✓	1	Raisins	12.00	12.00	✓	2	Arrom Veggie		19.00
		Yel. Onions Sliced/Diced			✓	7	MELON					swiss chard		31.00
		Red Onions Sliced/Diced			✓	7	Cantaloupe	19.60	137.20			MUSHROOMS (sliced)		
		Tossed Salad / SC			✓	3	Honeydew	12.30	36.90	✓	1	Button Mushroom		
		Shred Lettuce			✓	3	Watermelon #	9.00	27.00			Medium Mushroom		19.00
		Cabbage/Romaine Blend										Portabella Mushroom		
												12/8 oz. Mushroom		

ORDER FILLED BY _____ DELIV. BY _____ REC'D IN GOOD ORDER BY _____ C.O.D.

TOTAL ▶ 2082.10

TERMS: NET CASH - A FINANCE CHARGE OF 1 1/2% PER MONTH (18% PER YEAR) WILL BE CHARGED ON PAST DUE ACCOUNTS. THANK YOU
 ALL CLAIMS FOR RETURN OF GOODS MUST BE MADE WITHIN 24 HOURS AFTER RECEIPT OF MERCHANDISE. 1-5003-03-0032

Pt. 01/28/16 CL 92612



McRoberts®
SALES CO., INC.
SINCE 1968

Sales Invoice

CUSTOMER BILL TO INFORMATION				CUSTOMER NO	INVOICE NO	
FRESNO CHAFFE ZOO				01515	48506	
SEE SPREADSHEET				INVOICE DATE	TERMS	
894 W. BELMONT				12/14/2015	Net 30	
FRESNO	CA	93728			Page 1 of 1	
SALES PERSON	IF O.B.	FREIGHT TERMS				
RYAN	CA, FRESNO	<input checked="" type="checkbox"/> Prepaid <input type="checkbox"/> Collect				
DATE SHIPPED	CUSTOMER ORDER NO	SHIPPED VIA				
12/14/2015		MINUTEMAN				
CASES	SIZE	COMMODITY	LOT #	W/GHT	PRICE	AMOUNT
19.00	2/	10.00 KG CAPELIN	71517	837.75	\$0.7400 LB	\$619.94
20.00	1/	16.00 KG IQF PACIFIC HERRING 5-8"	21663	705.47	\$0.6500 LB	\$458.56
5003-03 JF						
39.00	MESSAGES	OTHER CHARGES	1,543.22	Sub Total		\$1,078.50
		PLUS FREIGHT	\$350.00	Other Charges		\$350.00
				Tax 8.2250%		\$88.71
				Total Amount		\$1,517.21 ✓

1-5003-03-0032
Pd 01/06/16
ck. 90746

SERVICE CENTER



Transaction History

SCOTT R

Administration
Account Summary
Transaction History
Account Info ▶
Payments ▶
Help FAQ
Contact Us
Sign Out

View transaction details for: Current Transactions ▼

[Print Friendly Version](#)

Transactions

Search Transactions:

[View All](#)

Trans Date	Post Date	Transaction Description	Amount
01/08/16	01/11/16	UNITED 01677423572624 800-932-2732 TX 16/02/14 NORTON/CIARA NICOLE 1 UA DENVER DENVER 2 UA DENVER PITTSBURGH 3 UA PITTSBURGH DENVER 4 AU DENVER FRESNO	\$491.20 ✓
01/08/16	01/11/16	UNITED 01677423572635 800-932-2732 TX 16/02/14 COFFEY/ASHLEY MAY 1 UA DENVER DENVER 2 UA DENVER PITTSBURGH 3 UA PITTSBURGH DENVER 4 AU DENVER FRESNO	\$491.20 ✓
01/08/16	01/11/16	UNITED 01677423572650 800-932-2732 TX 16/02/14 SILVA/THERESA NAOMI 1 UA DENVER DENVER 2 UA DENVER PITTSBURGH 3 UA PITTSBURGH DENVER 4 AU DENVER FRESNO	\$491.20 ✓
01/08/16	01/11/16	UNITED 01677423572646 800-932-2732 TX 16/02/14 RAMSEY/TIMOTHY ANDRE 1 UA DENVER DENVER 2 UA DENVER PITTSBURGH 3 UA PITTSBURGH DENVER 4 AU DENVER FRESNO	\$491.20 ✓
01/08/16	01/11/16	UNITED 01677424229633 800-932-2732 TX 16/02/07 WIEBUSCH/TAYLOR LYNN 1 UA DENVER DENVER 2 UA DENVER PITTSBURGH	\$395.60 ✓
01/12/16	01/13/16	SMARTPAK 800-4618898 MA	\$1,678.65 ✓

[Download Transaction Data](#)

Transaction history may not include any charges pending.

[Help FAQ](#) | [Contact Us](#) | [Terms and Conditions](#) | [Privacy Policy](#)

E-STATEMENTS THAT ARE:

- ✓ FAST
- ✓ SECURE
- ✓ EASY

SIGN UP NOW!

1 of 2

Free Shipping Every Day on SmartPaks over \$40 and orders over \$75

Thanks for shopping with us!

Print This Page




Your order is all set and we'll get our best people on it right away.

Confirmation Number: 42006214

We'll send a confirmation to lcondolan@fresnochaffeezoo.org in case you forget what awesome things are headed your way.

Your order summary:

Shipping on 01/13 | Estimated arrival date: Monday, 01/18
Shipping to 894 W BELMONT AVE, FRESNO, CA 93728-2807

Items	Availability	Estimated Arrival	Quantity	Cost
 SmartFlex Senior Herb-Free Pellets - 15lb  	In Stock will ship 01/13	01/18	9 buckets	\$1,448.55

Payment Info

Visa ending in *****4089

Billing Address

894 W BELMONT AVE
FRESNO, CA, 93728-2807

Subtotal

\$1,448.55

Estimated Tax ?

\$108.65

Shipping

\$121.45

Order Total

\$1,678.65

Print This Page | Continue shopping

Animal Dept.

Animal feed.

2 of 2

*1/27/16
OFA
Lynn*



O.H. Kruse Grain & Milling
A Division of Western Milling, LLC

Invoice Type: CHARGE
Operator: ED
Order No.: 383254
Ship Date: 01/13/16

GOSHEN SACK WHSE

Invoice No.: 934655
Invoice Date: 01/12/16
Price List: 1215
Control No.: 10312

Page: 1

Bill To: 128651
FRESNO's CHAFFEE ZOO CORP. zzz
894 WEST BELMONT AVENUE
FRESNO CALIFORNIA 93728
UNITED STATES

Ship To: 128651
FRESNO's CHAFFEE ZOO CORP. zzz
894 WEST BELMONT AVENUE
FRESNO CALIFORNIA 93728
UNITED STATES

Phone #: (559) 621-5700

Terms NET 30 DAYS
P.O.#:
Vessel:
Banking #:

Via/Carrier: O.H.K. TRANSPORT, LLC
Car/Load #:
Container:
Seal #:

Salesman: Erica Johnson
Freight: 23 FOB: 0 EOA: N

Quantity	UOM	Product #	Description	F.	FOB/DEL	Contract	Wgt. Cert	Price	Tons	Amount	Tax
100.000	40# Bag	540024	SDZOO HI FIBER ADF25 PLT 1/4 Lot #: 002755362 Lot #: 003265362					11.2500	2.000	1,125.00	
-2.000	EACH	23	FULL PALLET DISCOUNTS - SA					4.0000		-8.00	

Total Tons: 2.000

Items Total: \$1,117.00 ✓

Final Invoice Total: \$1,117.00 USD

Shipping Instructions:

1-5003-03-0032
Pd. 01/28/16
CK 92592

5003-03
y

Remit to: O.H. Kruse Grain & Milling

Post Office Box 1030 • Goshen, California 93227

O.H. Kruse Grain & Milling 877.455.6313 • 888.729.7387 • Fax 877.455.6314

stc
m2

credit of 10810
(duplicate payment)
applied

VALLEY PRODUCE, INC.

P.O. BOX 11664, FRESNO, CALIFORNIA 93774
 e-mail: valleypro@comcast.net

Sold to Fresno 200 ⁵⁰⁰⁰⁻²⁰⁰
 PHONE (559) 237-3328
 FAX (559) 237-5611

Date 1-19
 No. **C** 228489

✓	QUAN.	ITEM	PRICE	AMOUNT	✓	QUAN.	ITEM	PRICE	AMOUNT	✓	QUAN.	ITEM	PRICE	AMOUNT
		Broccoli Florets												
X11		BROCCOLI Crown (18ct)	21.50		X2	EGGS (doz)	6.00			X3		CARROTS (50#) 25#	73.50	
		CAULIFLOWER										Grabits 100/200 ct		
		CELÉRY			X4	KALE	68.00					48/1# Carrot		
		CABBAGE white				LEEKS						Baby Carrot		
		CABBAGE red			X1	CORN	23.75					Pinto Beans #100		
		CILANTRO				HERBS				X1		TURNIP	27.50	
		SPRING MIX 3#				Basil						J. Yel. Onions		
		LETTUCE				Chives						Red Onions		
		Green Leaf	166.25			Mint				X1		figs	29.75	
		Red Leaf	43.75			Rosemary						Potatoes		
		Romaine	297.00			Thyme						10/5 Russet		
		SPINACH 2 1/2#			X10	Piki	14.00					5/10 Russet		
		EGGPLANT			X3	Apples 125ct	75.75					Ctn. Russet		
		Mixed Veg	23.75			Apples						Red Potatoes sz		
		PARSLEY Flat/Curly			X1	Apples Sliced 100/200				X2		Sl. pot Potatoes	36.00	
		GREEN ONIONS			X3	Peanut Butter	6.00			X1		YAMS (Med) Jumbo	74.00	
		RADDISH				Oranges 113ct	49.50					Jicama		
		GREEN BEANS				Lemons				X1		Green Squash	2.00	
		ASPARAGUS				Limes				X2		CUCUMBERS	11.40	
		BELL PEPPER Green	39.00		X4	Banana's	86.00			X3		Bartlett Squash	6.00	
		BELL PEPPER Red				Raspberries				X2		SQUASH spatted	4.00	
		Chili Jalapeno				Blueberries				X1		Med. I.T. Squash	38.75	
		Chili Tomatillo				Blackberries				X1		Yellow Squash	49.75	
		Chili Long Grn/Pasilla				GRAPES Red	51.00			X1		Beets	17.00	
		Alfalfa Sprouts 1#/4oz				GRAPES Lunch Bunch				X3		Avocado (Ripe)	75.25	
		Bean Sprouts				Apple Juice	11.00					Avocado (Firm)		
		Cole Slaw (white cabbage)				Mango's	103.50					Garlic (5# Peeled)		
		Cabbage Shred Red				Nectarines						Garlic -(Whole)		
		Carrot Shred / Coin				Papaya	21.00			X1		Ombolion green	84.00	
		Carrot Sticks 2/4				Peach				X1		TOMATOES	36.00	
		Celery Sticks 2/4				Pear 135	81.00					ROMA TOMATOES		
		Yel. Onions Sliced/Diced				Pineapple	9.45					GRAPE TOMATOES		
		Red Onions Sliced/Diced				Plum						CHERRY TOMATOES		
		Tossed Salad / SC				Strawberry	17.00			X1		cholland green	44.00	
		Shred Lettuce				Cactus	23.50			X1		Swiss chard	35.00	
		Cabbage/Romaine Blend				MELON						MUSHROOMS (sliced)		
						Cantaloupe	13.50					Button Mushroom		
						Honeydew	11.10			X1		Medium Mushroom	19.00	
						Watermelon #	9.20					Portabella Mushroom		
						Watermelon #	3.00					12/8 oz. Mushroom		

ORDER FILLED BY STC DELIV. BY STC REC'D IN GOOD ORDER BY STC C.O.D. 1-5003-03-0032 TOTAL 1864.40

TERMS: NET CASH - A FINANCE CHARGE OF 1 1/2 % PER MONTH (18% PER YEAR) WILL BE CHARGED ON PAST DUE ACCOUNTS.
 ALL CLAIMS FOR RETURN OF GOODS MUST BE MADE WITHIN 24 HOURS AFTER RECEIPT OF MERCHANDISE.

CK 92612



ENERGY STATEMENT

www.pge.com/MyEnergy

Account No: 5915064925-5
Statement Date: 01/12/2016
Due Date: 01/29/2016

Details of Electric Charges

12/08/2015 - 01/06/2016 (30 billing days)

Service For: 894 W BELMONT AVE

Service Agreement ID: 5915064969

Rate Schedule: E19P Medium General Demand-Metered TOU Service

12/08/2015 - 12/31/2015 (1)

Customer Charge	24 days @ \$4.77700	\$114.65
Demand Charge ¹		
Max Part Peak	516.000000 kW @ \$0.46000	189.89
Max Demand	516.000000 kW @ \$11.39000	4,701.79
Energy Charges		
Part Peak	85,440.000000 kWh @ \$0.09696	8,284.26
Off Peak	152,640.000000 kWh @ \$0.07787	11,886.08
Energy Commission Tax		69.04
		25,245.71

01/01/2016 - 01/06/2016 (2)

Customer Charge	6 days @ \$4.77700	\$28.66
Demand Charge ¹		
Max Part Peak	516.000000 kW @ \$0.15000	15.48
Max Demand	516.000000 kW @ \$12.59000	1,299.29
Energy Charges		
Part Peak	21,360.000000 kWh @ \$0.09364	2,000.15
Off Peak	38,160.000000 kWh @ \$0.08039	3,067.68
Energy Commission Tax		17.26
		6,428.52

Total Electric Charges \$31,674.23

¹ Demand charges are prorated for the number of days in each rate period

Service Information

Meter #	1009974683
Current Meter Reading	1,238
Prior Meter Reading	990
Difference	248
Meter Constant	1,200.000000
Total Usage (Est.)	297,600.000000 kWh

Meter #	1009974683
Current Meter Reading	569
Prior Meter Reading	471
Difference	98
Meter Constant	1,200.000000
Reactive Power	117,600.000000 kVar

Serial	L
Rotating Outage Block	8H

Additional Messages

This is an estimated bill We were not able to read the meter(s) due to insufficient billing information. As a result, we estimated your energy usage for this bill. We are currently reviewing your PG&E account to determine your correct energy usage. Please call 1-800-743-5000 if you would like more information, or have any questions.





ENERGY STATEMENT

www.pge.com/MyEnergy

Account No: 7044237853-8
Statement Date: 01/08/2016
Due Date: 01/25/2016

Details of Electric Charges

12/07/2015 - 01/05/2016 (30 billing days)

Service For: 890 W BELMONT AVE
Service Agreement ID: 7044237158

12/07/2015 - 01/05/2016

Rate Schedule: NEMEXPM Net Energy Metering Service

Net Charges \$5,895.04
Energy Commission Tax 14.36

Total Electric Charges \$5,909.40

Service Information

Meter # 1004578075
Total Usage 49,499.000000 kWh
Serial L
Rotating Outage Block 8H

1-5791-00-0087

12/07/15 - 12/31/15 = 4924.50

01/01/16 - 01/05/16 = 984.90

5,909.40 ÷

30 =

196.98 * +

0 *

196.98 x

25 =

4,924.50 * +

0 *

4,924.50 +

984.90 +

5,909.40 * +





ENERGY STATEMENT

www.pge.com/MyEnergy

Account No: 1934497681-6
Statement Date: 01/06/2016
Due Date: 01/25/2016

Details of Gas Charges

12/08/2015 - 01/06/2016 (30 billing days)

Service For: 894 W BELMONT AVE
Service Agreement ID: 1934497465
Rate Schedule: GNR1 Gas Service to Small Commercial Customers

12/08/2015 - 12/31/2015

Customer Charge	24 days @ \$2.14936	\$51.58
Gas Charges		
First 4,000 Therms/month	3,200.000000 Therms @ \$0.92428	2,957.70
> 4,000 Therms/month	9,316.000000 Therms @ \$0.59924	5,582.52
Gas PPP Surcharge (\$0.04472/Therm)		559.71
Fresno Recovery Fee		85.92

Dec 9,237.43

01/01/2016 - 01/06/2016

Customer Charge	6 days @ \$2.14936	\$12.90
Gas Charges		
First 4,000 Therms/month	800.000000 Therms @ \$0.97209	777.67
> 4,000 Therms/month	2,329.000000 Therms @ \$0.62092	1,446.12
Gas PPP Surcharge (\$0.04371/Therm)		136.77
Fresno Recovery Fee		22.37

Jan 2016 2,395.83

Total Gas Charges

\$11,633.26

Service Information

Meter #	61202044
Current Meter Reading	37,547
Prior Meter Reading	26,086
Difference	11,461
Multiplier	1.365029
Total Usage	15,645.000000 Therms
Serial	L

Gas Procurement Costs (\$/Therm)

12/08/2015 - 12/31/2015	\$0.37986
01/01/2016 - 01/06/2016	\$0.37642

Additional Messages

Customer Charge To help deliver safe, reliable and affordable gas service to your business, PG&E charges a customer fee which is based on your highest average daily gas usage within the past 12 months. For the billing period ending on 01/06/2016, your highest average daily gas usage was 521.5 therms.

1-5190-00-0087





ENERGY STATEMENT

www.pge.com/MyEnergy

Account No: 0686058659-0

Statement Date: 01/22/2016

Due Date: 02/08/2016

Details of Gas Charges

12/22/2015 - 01/21/2016 (31 billing days)

Service For: 890 W BELMONT AVE
Service Agreement ID: 0686058171 ZOO HOSPITAL
Rate Schedule: GNR1 Gas Service to Small Commercial Customers

12/22/2015 - 12/31/2015 = 453.76

Customer Charge	10 days @ \$0.95482	\$9.55
Gas Charges		
First 4,000 Therms/month	201.290323 Therms @ \$0.92428	186.05
Gas PPP Surcharge (\$0.04472/Therm)		9.01
Fresno Recovery Fee		1.96

01/01/2016 - 01/21/2016 = 206.57 ✓

Customer Charge	21 days @ \$0.95482	\$20.05
Gas Charges		
First 4,000 Therms/month	422.709677 Therms @ \$0.97209	410.91
Gas PPP Surcharge (\$0.04371/Therm)		18.49
Fresno Recovery Fee		4.31

Total Gas Charges \$660.33

1-5791-00-0087
Pd. 02/03/16
CK 92686

Service Information

Meter #	61723696
Current Meter Reading	1,152
Prior Meter Reading	549
Difference	603
Multiplier	1.034795
Total Usage	624.000000 Therms
Serial	Y

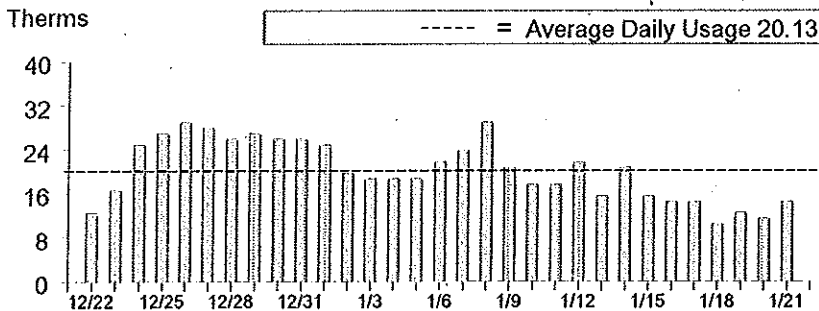
Gas Procurement Costs (\$/Therm)

12/22/2015 - 12/31/2015	\$0.37986
01/01/2016 - 01/21/2016	\$0.37642

Additional Messages

Customer Charge To help deliver safe, reliable and affordable gas service to your business, PG&E charges a customer fee which is based on your highest average daily gas usage within the past 12 months. For the billing period ending on 01/22/2015, your highest average daily gas usage was 24.2 therms.

Gas Usage This Period: 624.000000 Therms, 31 billing days





ENERGY STATEMENT

www.pge.com/MyEnergy

Account No: 2664600004-7
Statement Date: 01/22/2016
Due Date: 02/08/2016

Details of Gas Charges

12/22/2015 - 01/21/2016 (31 billing days)

Service For: 890 W BELMONT AVE
Service Agreement ID: 2664600103 ZOO RAIN FOREST WATER HEATER
Rate Schedule: GNR1 Gas Service to Small Commercial Customers

12/22/2015 - 12/31/2015 = 721.46

Customer Charge	10 days @ \$1.66489	\$16.65
Gas Charges		
First 4,000 Therms/month	720.322581 Therms @ \$0.92428	665.78
Gas PPP Surcharge (\$0.04472/Therm)		32.21
Fresno Recovery Fee		6.82

01/01/2016 - 01/21/2016 = 1586.59 ✓

Customer Charge	21 days @ \$1.66489	\$34.96
Gas Charges		
First 4,000 Therms/month	1,512.677419 Therms @ \$0.97209	1,470.46
Gas PPP Surcharge (\$0.04371/Therm)		66.12
Fresno Recovery Fee		15.05

Total Gas Charges \$2,308.05

1-5191-00-0087
Pd. 02/03/16
CK 92686

Service Information

Meter #	44771232
Current Meter Reading	12,855
Prior Meter Reading	10,697
Difference	2,158
Multiplier	1.034795
Total Usage	2,233.000000 Therms
Serial	Y

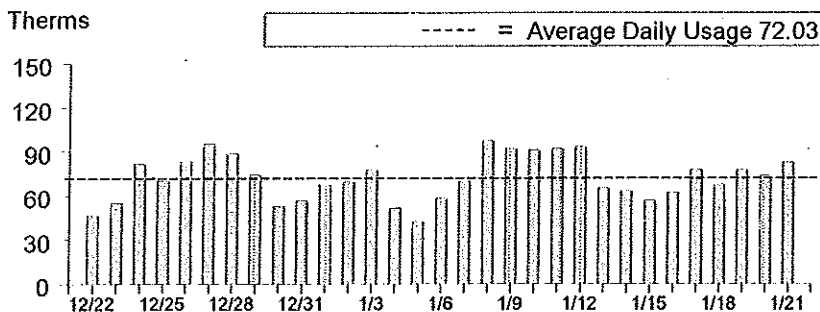
Gas Procurement Costs (\$/Therm)

12/22/2015 - 12/31/2015	\$0.37986
01/01/2016 - 01/21/2016	\$0.37642

Additional Messages

Customer Charge To help deliver safe, reliable and affordable gas service to your business, PG&E charges a customer fee which is based on your highest average daily gas usage within the past 12 months. For the billing period ending on 01/21/2016, your highest average daily gas usage was 72.0 therms.

Gas Usage This Period: 2,233.000000 Therms, 31 billing days



Visit www.pge.com/MyEnergy for a detailed bill comparison.



ENERGY STATEMENT

www.pge.com/MyEnergy

Account No: 6337406439-0
Statement Date: 01/21/2016
Due Date: 02/08/2016

Details of Gas Charges

12/21/2015 - 01/20/2016 (31 billing days)

Service For: 890 W BELMONT AVE
Service Agreement ID: 6337406987
Rate Schedule: GNR1 Gas Service to Small Commercial Customers

12/21/2015 - 12/31/2015 = 266.71

Customer Charge	11 days @ \$0.95482	\$10.50
Gas Charges		
First 4,000 Therms/month	261.807725 Therms @ \$0.92428	241.98
Gas PPP Surcharge (\$0.04472/Therm)		11.71
Fresno Recovery Fee		2.52

01/01/2016 - 01/20/2016 = 392.32

Customer Charge	20 days @ \$0.95482	\$19.10
Gas Charges		
First 4,000 Therms/month	363.740117 Therms @ \$0.97209	353.59
Gas PPP Surcharge (\$0.04371/Therm)		15.90
Fresno Recovery Fee		3.73

Total Gas Charges \$659.03

1-591-00-0087
Pd. 02/03/16
CK 92686

Service Information

Meter # 61780478
Total Usage 625.547842 Therms
Serial Y

Gas Procurement Costs (\$/Therm)

12/21/2015 - 12/31/2015 \$0.37986
01/01/2016 - 01/20/2016 \$0.37642

Additional Messages

Customer Charge To help deliver safe, reliable and affordable gas service to your business, PG&E charges a customer fee which is based on your highest average daily gas usage within the past 12 months. For the billing period ending on 01/20/2016, your highest average daily gas usage was 20.2 therms.

Gas Usage This Period: 625.547842 Therms, 31 billing days

