



Fresno Chaffee Zoo • 894 West Belmont Avenue • Fresno, California 93728
 Phone (559) 498-5910 • Fax (559) 264-9226

Disbursement Claim for Measure Z Funds

Disbursement Claim #: 2016-03

Claim Submission Date: 04/07/16

Request Details

Invoice Date or Date Range (if multiple invoices)	Approved Monthly Budget Covering Invoiced Month(s)	Variance Explanation	Description	Amount Requested
03/01-31/2016	\$ 241,230.27	Actual Expenditures by Cash Basis	Animal Dept. Salary & Benefits 3/	\$ 220,749.26
03/01-31/2016	\$ 27,256.61		Veterinary Dept. Salary & Benefits 5/	\$ 28,455.12
03/01-31/2016	\$ 30,000.00	Timing of Invoices	Animal Feed 7/	\$ 20,550.00
03/01-31/2016	\$ 52,083.33	Timing of Invoices	Utilities (Gas & Electric) 26/	\$ 21,775.38
	\$ 10.00		Wire Fee	\$ 10.00
				\$ 291,539.76 ↓
				\$ (10.00)
	\$ 350,580.21		TOTAL AMOUNT REQUESTED	\$ 291,529.76 ↓

	0.	C
220,749.26	+	
28,455.12	+	
20,550.00	+	
21,775.38	+	
10.00	+	
005		
291,539.76	*	
291,539.76	+	
10.00	-	
002		
291,529.76	*	

Fresno's Chaffee Zoo Corporation
Income Statement
 March 2016

✓ Ties to attached GL

	2016 Budget	March Budget	March Measure Z	March Actual	YTD Budget	YTD Measure Z	YTD Actual
EXPENSES							
OPERATING EXPENSES							
Personnel Expenses							
Administration							
Benefits-General	\$0.00	\$0.00	\$0.00	\$10.59	\$0.00	\$0.00	\$10.59
Benefits-Administration	\$90,000.00	\$5,625.00	\$0.00	\$6,119.79	\$22,500.00	\$0.00	\$17,752.75
Payroll Taxes	\$0.00	\$0.00	\$0.00	\$0.00	\$0.00	\$0.00	\$0.00
Payroll Taxes-Administration	\$51,226.00	\$3,995.63	\$0.00	\$3,107.97	\$10,296.42	\$0.00	\$7,983.37
Retirement Contribution-General	\$0.00	\$0.00	\$0.00	\$0.00	\$0.00	\$0.00	\$0.00
Retirement Contribution-Administration	\$16,780.00	\$1,398.33	\$0.00	\$1,371.62	\$4,194.99	\$0.00	\$4,104.90
Salaries-General	\$0.00	\$0.00	\$0.00	\$0.00	\$0.00	\$0.00	\$0.00
Salaries-Administration	\$660,637.00	\$51,529.69	\$0.00	\$41,047.09	\$132,788.02	\$0.00	\$105,407.95
Workers Comp-General	\$0.00	\$0.00	\$0.00	\$0.00	\$0.00	\$0.00	\$0.00
Workers Comp-Administration	\$6,125.00	\$477.75	\$0.00	\$388.02	\$1,231.12	\$0.00	\$1,026.39
Total Administration	\$824,768.00	\$63,026.40	\$0.00	\$52,045.08	\$171,010.55	\$0.00	\$136,285.95
Animal							
Benefits-Animal	\$465,000.00	\$29,062.50	\$33,287.90 ✓	\$33,287.90	\$116,250.00	\$98,496.70	\$98,496.70
Payroll Taxes-Animal	\$177,944.00	\$13,879.63	\$12,128.72 ✓	\$12,128.72	\$35,766.73	\$31,045.79	\$31,045.79
Retirement Contribution-Animal	\$57,417.00	\$4,478.53	\$2,443.85 ✓	\$2,443.85	\$11,540.80	\$11,559.01	\$11,559.01
Salaries-Animal	\$2,352,260.00	\$183,476.28	\$159,885.54 ✓	\$159,885.54	\$472,804.26	\$409,583.29	\$409,583.29
Workers Comp-Animal	\$133,205.00	\$10,333.33	\$13,003.25 ✓	\$13,003.25	\$28,204.99	\$34,888.15	\$34,888.15
Total Animal	\$3,185,826.00	\$241,230.27	\$220,749.26 2/1	\$220,749.26	\$664,566.78	\$585,572.94	\$585,572.94
Education							
Benefits-Education	\$72,475.00	\$4,529.69	\$0.00	\$4,993.96	\$18,118.72	\$0.00	\$19,304.14
Benefits-Volunteer	\$0.00	\$0.00	\$0.00	\$0.00	\$0.00	\$0.00	\$0.00
Payroll Taxes-Education	\$49,602.00	\$3,868.96	\$0.00	\$3,704.33	\$9,969.97	\$0.00	\$9,666.43
Payroll Taxes-Volunteer	\$0.00	\$0.00	\$0.00	\$0.00	\$0.00	\$0.00	\$0.00
Retirement Contribution-Education	\$16,000.00	\$1,248.00	\$0.00	\$574.09	\$3,216.00	\$0.00	\$1,701.48
Salaries-Education	\$643,631.00	\$49,119.48	\$0.00	\$49,037.59	\$127,150.15	\$0.00	\$127,289.07

Fresno's Chaffee Zoo Corporation
Income Statement
 March 2016

	2016 Budget	March Budget	March Measure Z	March Actual	YTD Budget	YTD Measure Z	YTD Actual
Salaries-Volunteer	\$0.00	\$0.00	\$0.00	\$0.00	\$0.00	\$0.00	\$0.00
Workers Comp-Education	\$53,898.00	\$4,456.56	\$0.00	\$3,815.09	\$13,153.60	\$0.00	\$11,833.99
Workers Comp-Volunteer	\$0.00	\$0.00	\$0.00	\$0.00	\$0.00	\$0.00	\$0.00
Total Education	\$835,606.00	\$63,222.69	\$0.00	\$62,125.06	\$171,608.44	\$0.00	\$169,795.11
Maintenance/Horticulture							
Benefits-Maintenance	\$120,000.00	\$7,500.00	\$0.00	\$7,094.32	\$30,000.00	\$0.00	\$26,735.82
Benefits-Horticulture	\$50,400.00	\$3,150.00	\$0.00	\$2,967.59	\$12,600.00	\$0.00	\$10,442.56
Payroll Taxes-Maintenance	\$30,553.00	\$2,383.13	\$0.00	\$1,933.70	\$6,141.15	\$0.00	\$5,032.97
Payroll Taxes-Horticulture	\$19,714.00	\$1,537.69	\$0.00	\$1,199.56	\$3,962.51	\$0.00	\$3,261.85
Retirement Contribution-Maintenance	\$6,762.00	\$527.44	\$0.00	\$378.52	\$1,359.15	\$0.00	\$1,134.25
Retirement Contribution-Horticulture	\$5,362.00	\$418.24	\$0.00	\$288.73	\$1,077.75	\$0.00	\$864.99
Salaries-Maintenance	\$403,028.00	\$31,436.18	\$0.00	\$26,012.23	\$81,008.62	\$0.00	\$67,795.37
Salaries-Horticulture	\$260,077.00	\$20,286.01	\$0.00	\$15,680.74	\$52,275.46	\$0.00	\$42,638.94
Workers Comp-Maintenance	\$28,373.00	\$2,150.00	\$0.00	\$2,188.21	\$6,000.00	\$0.00	\$5,884.21
Workers Comp-Horticulture	\$17,460.00	\$1,350.00	\$0.00	\$1,308.15	\$3,900.00	\$0.00	\$3,764.23
Total Maintenance/Horticulture	\$941,729.00	\$70,738.69	\$0.00	\$59,051.75	\$198,324.64	\$0.00	\$167,555.19
Mem/Dev/Marketing							
Benefits-Marketing	\$23,500.00	\$1,468.75	\$0.00	\$681.72	\$5,875.00	\$0.00	\$1,855.04
Benefits-Membership	\$18,400.00	\$1,150.00	\$0.00	\$1,283.64	\$4,600.00	\$0.00	\$2,476.76
Benefits-Development	\$384.00	\$32.00	\$0.00	\$802.36	\$96.00	\$0.00	\$4,890.42
Benefits-Special Event	\$21,500.00	\$1,343.75	\$0.00	\$1,616.29	\$5,375.00	\$0.00	\$5,484.79
Payroll Taxes-Marketing	\$14,864.00	\$1,159.39	\$0.00	\$579.99	\$2,987.65	\$0.00	\$1,277.92
Payroll Taxes-Membership	\$8,154.00	\$636.01	\$0.00	\$433.72	\$1,638.95	\$0.00	\$1,149.33
Payroll Taxes-Development	\$1,400.00	\$109.20	\$0.00	\$625.38	\$281.40	\$0.00	\$1,843.21
Payroll Taxes-Special Events	\$17,000.00	\$1,300.00	\$0.00	\$1,162.09	\$3,550.00	\$0.00	\$3,276.13
Retirement Contribution-Marketing	\$4,150.00	\$323.70	\$0.00	\$112.72	\$834.15	\$0.00	\$410.94
Retirement Contribution-Membership	\$2,000.00	\$156.00	\$0.00	\$226.78	\$402.00	\$0.00	\$680.73
Retirement Contribution-Development	\$0.00	\$0.00	\$0.00	\$0.00	\$0.00	\$0.00	\$0.00
Retirement Contribution-Special Event	\$6,000.00	\$468.00	\$0.00	\$331.32	\$1,206.00	\$0.00	\$992.86
Salaries-Marketing	\$196,094.00	\$15,295.34	\$0.00	\$7,581.47	\$39,414.87	\$0.00	\$19,271.26

Fresno's Chaffee Zoo Corporation

Income Statement

March 2016

	2016 Budget	March Budget	March Measure Z	March Actual	YTD Budget	YTD Measure Z	YTD Actual
Salaries-Membership	\$107,573.00	\$8,390.69	\$0.00	\$5,669.65	\$21,622.17	\$0.00	\$15,024.20
Salaries-Development	\$19,000.00	\$1,482.00	\$0.00	\$8,310.01	\$3,819.00	\$0.00	\$21,879.73
Salaries-Special Events	\$225,000.00	\$16,500.00	\$0.00	\$15,208.35	\$46,000.00	\$0.00	\$42,864.68
Workers Comp-Marketing	\$6,790.00	\$547.72	\$0.00	\$103.77	\$1,531.12	\$0.00	\$218.02
Workers Comp-Membership	\$1,750.00	\$136.50	\$0.00	\$307.48	\$351.75	\$0.00	\$771.81
Workers Comp-Development	\$300.00	\$23.40	\$0.00	\$163.29	\$60.30	\$0.00	\$496.64
Workers Comp-Special Events	\$6,000.00	\$500.00	\$0.00	\$1,241.61	\$1,500.00	\$0.00	\$3,726.04
Total Mem/Dev/Marketing	<u>\$679,859.00</u>	<u>\$51,022.45</u>	<u>\$0.00</u>	<u>\$46,441.64</u>	<u>\$141,145.36</u>	<u>\$0.00</u>	<u>\$128,590.51</u>
Operations							
Benefits-Operations	\$17,500.00	\$1,093.75	\$0.00	\$825.12	\$4,375.00	\$0.00	\$2,049.49
Payroll Taxes-Operations	\$13,341.00	\$1,040.60	\$0.00	\$403.50	\$2,681.53	\$0.00	\$1,210.50
Retirement Contribution-Operations	\$0.00	\$0.00	\$0.00	\$215.38	\$0.00	\$0.00	\$646.14
Salaries-Operations	\$176,000.00	\$5,500.00	\$0.00	\$5,384.62	\$16,500.00	\$0.00	\$16,153.86
Workers Comp-Operations	\$5,500.00	\$458.33	\$0.00	\$444.90	\$1,374.99	\$0.00	\$1,316.38
Total Operations	<u>\$212,341.00</u>	<u>\$8,092.68</u>	<u>\$0.00</u>	<u>\$7,273.52</u>	<u>\$24,931.52</u>	<u>\$0.00</u>	<u>\$21,376.37</u>
Veterinary							
Benefits-Veterinary	\$49,500.00	\$3,000.00	\$3,935.95 ✓	\$3,935.95	\$12,400.00	\$13,634.73	\$13,634.73
Payroll Taxes-Veterinary	\$19,886.00	\$1,540.00	\$1,572.33 ✓	\$1,572.33	\$4,080.00	\$4,110.81	\$4,110.81
Retirement Contribution-Veterinary	\$8,995.00	\$701.61	\$401.28 ✓	\$401.28	\$1,807.99	\$1,203.84	\$1,203.84
Salaries-Veterinary	\$262,353.00	\$21,000.00	\$20,823.22 ✓	\$20,823.22	\$55,250.00	\$54,439.91	\$54,439.91
Workers Comp-Veterinary	\$13,250.00	\$1,015.00	\$1,722.34 ✓	\$1,722.34	\$2,860.00	\$4,736.44	\$4,736.44
Total Veterinary	<u>\$353,984.00</u>	<u>\$27,256.61</u>	<u>\$28,455.12</u> 2/	<u>\$28,455.12</u>	<u>\$76,397.99</u>	<u>\$78,125.73</u>	<u>\$78,125.73</u>
Visitor Services							
Benefits-Security	\$45,590.00	\$3,200.00	\$0.00	\$3,128.43	\$11,390.00	\$0.00	\$9,910.23
Benefits-Visitor Services	\$47,000.00	\$2,937.50	\$0.00	\$2,526.43	\$11,750.00	\$0.00	\$9,312.72
Payroll Taxes-Security	\$19,103.00	\$1,490.03	\$0.00	\$1,322.89	\$3,839.70	\$0.00	\$3,402.08
Payroll Taxes-Visitor Services	\$25,545.00	\$1,992.51	\$0.00	\$1,638.76	\$5,134.53	\$0.00	\$3,989.37
Retirement Contribution-Security	\$4,725.00	\$368.55	\$0.00	\$273.92	\$949.72	\$0.00	\$807.56
Retirement Contribution-Visitor Services	\$4,595.00	\$358.41	\$0.00	\$94.42	\$923.59	\$0.00	\$271.47

Fresno's Chaffee Zoo Corporation
Income Statement
 March 2016

	2016 Budget	March Budget	March Measure Z	March Actual	YTD Budget	YTD Measure Z	YTD Actual
Salaries-Security	\$252,013.00	\$19,657.01	\$0.00	\$17,427.38	\$50,654.61	\$0.00	\$44,755.97
Salaries-Visitor Services	\$337,005.00	\$26,286.39	\$0.00	\$21,692.21	\$67,738.00	\$0.00	\$52,923.84
Workers Comp-Security	\$14,963.00	\$1,246.91	\$0.00	\$1,432.20	\$3,740.73	\$0.00	\$3,702.93
Workers Comp-Visitor Services	\$23,128.00	\$1,756.00	\$0.00	\$1,762.04	\$5,002.00	\$0.00	\$4,526.89
Total	\$773,667.00	\$59,293.31	\$0.00	\$51,298.68	\$161,122.88	\$0.00	\$133,603.06
Total Personnel Expenses	\$7,807,780.00	\$583,883.10	\$249,204.38	\$527,440.11	\$1,609,108.16	\$663,698.67	\$1,420,904.86
Other Expenses							
Advertising							
Advertising	\$0.00	\$0.00	\$0.00	\$0.00	\$0.00	\$0.00	\$0.00
Advertising-Marketing	\$340,000.00	\$28,333.33	\$0.00	\$2,936.23	\$84,999.99	\$0.00	\$7,530.48
Advertising-Membership	\$0.00	\$0.00	\$0.00	\$0.00	\$0.00	\$0.00	\$0.00
Advertising-Development	\$1,600.00	\$133.32	\$0.00	\$0.00	\$399.96	\$0.00	\$0.00
Advertising-Special Events	\$7,500.00	\$83.33	\$0.00	\$0.00	\$749.99	\$0.00	\$0.00
Advertising-Education	\$15,000.00	\$1,249.99	\$0.00	\$211.00	\$3,749.97	\$0.00	\$211.00
Advertising-Visitor Services	\$0.00	\$0.00	\$0.00	\$0.00	\$0.00	\$0.00	\$0.00
Advertising-Administration	\$0.00	\$0.00	\$0.00	\$0.00	\$0.00	\$0.00	\$0.00
Advertising-Information Technology	\$0.00	\$0.00	\$0.00	\$0.00	\$0.00	\$0.00	\$0.00
Total Advertising	\$364,100.00	\$29,799.97	\$0.00	\$3,147.23	\$89,899.91	\$0.00	\$7,741.48
Animal Services							
Animal Acquisitions	\$0.00	\$0.00	\$0.00	\$0.00	\$0.00	\$0.00	\$0.00
Animal Acquisitions-Animal	\$10,000.00	\$833.33	\$0.00	\$0.00	\$2,499.99	\$0.00	\$400.00
Animal Acquisitions-Education	\$0.00	\$0.00	\$0.00	\$0.00	\$0.00	\$0.00	\$0.00
Animal Enrichments	\$0.00	\$0.00	\$0.00	\$0.00	\$0.00	\$0.00	\$0.00
Animal Enrichments-Animal	\$3,675.00	\$306.25	\$0.00	\$62.75	\$918.75	\$0.00	\$62.75
Animal Feed	\$0.00	\$0.00	\$0.00	\$0.00	\$0.00	\$0.00	\$0.00
Animal Feed-Animal	\$360,000.00	\$30,000.00	\$20,550.00 ✓	\$20,550.00	\$90,000.00	\$90,684.15	\$90,684.15
Animal Feed-Education	\$19,000.00	\$1,583.33	\$0.00	\$687.61	\$4,749.99	\$0.00	\$2,531.35
Animal Shipping (Only)	\$0.00	\$0.00	\$0.00	\$0.00	\$0.00	\$0.00	\$0.00
Animal Shipping-Animal	\$10,000.00	\$833.33	\$0.00	\$564.16	\$2,499.99	\$0.00	\$5,245.34
Antivenin	\$0.00	\$0.00	\$0.00	\$0.00	\$0.00	\$0.00	\$0.00

Fresno's Chaffee Zoo Corporation
Income Statement
 March 2016

	2016 Budget	March Budget	March Measure Z	March Actual	YTD Budget	YTD Measure Z	YTD Actual
Antivenin-Animal	\$7,500.00	\$625.00	\$0.00	\$0.00	\$1,875.00	\$0.00	\$0.00
Total Animal Services	\$410,175.00	\$34,181.24	\$20,550.00	2/ \$21,864.52	\$102,543.72	\$90,684.15	\$98,923.59
Computer/Software							
Computer Maint Agrmt	\$0.00	\$0.00	\$0.00	\$0.00	\$0.00	\$0.00	\$0.00
Computer Maint Agrmt-Marketing	\$0.00	\$0.00	\$0.00	\$1,025.00	\$0.00	\$0.00	\$1,500.00
Computer Maint Agrmt-Membership	\$11,500.00	\$0.00	\$0.00	\$0.00	\$0.00	\$0.00	(\$790.31)
Computer Maint Agrmt-Special Events	\$1,100.00	\$91.66	\$0.00	\$0.00	\$274.98	\$0.00	\$0.00
Computer Maint Agrmt-Education	\$3,301.00	\$275.07	\$0.00	\$0.00	\$825.21	\$0.00	\$0.00
Computer Maint Agrmt-Security	\$0.00	\$0.00	\$0.00	\$0.00	\$0.00	\$0.00	\$0.00
Computer Maint Agrmt-Visitor Services	\$12,104.00	\$1,008.65	\$0.00	\$0.00	\$3,025.95	\$0.00	\$0.00
Computer Maint Agrmt-Administration	\$5,700.00	\$0.00	\$0.00	\$0.00	\$0.00	\$0.00	\$8,270.26
Computer Maint Agrmt-Human Resource	\$6,000.00	\$500.00	\$0.00	\$0.00	\$1,500.00	\$0.00	\$0.00
Computer Maint Agrmt-Finance	\$0.00	\$0.00	\$0.00	\$0.00	\$0.00	\$0.00	\$0.00
Computer Hardware	\$3,500.00	\$291.66	\$0.00	\$0.00	\$874.98	\$0.00	\$0.00
Computer Hardware-Maintenance	\$0.00	\$0.00	\$0.00	\$0.00	\$0.00	\$0.00	\$0.00
Computer Hardware-Horticulture	\$0.00	\$0.00	\$0.00	\$0.00	\$0.00	\$0.00	\$0.00
Computer Hardware-Animal	\$1,000.00	\$83.33	\$0.00	\$0.00	\$249.99	\$0.00	\$0.00
Computer Hardware-Marketing	\$2,000.00	\$166.66	\$0.00	\$0.00	\$499.98	\$0.00	\$0.00
Computer Hardware-Membership	\$0.00	\$0.00	\$0.00	\$0.00	\$0.00	\$0.00	\$0.00
Computer Hardware-Development	\$500.00	\$41.66	\$0.00	\$0.00	\$124.98	\$0.00	\$0.00
Computer Hardware	\$0.00	\$0.00	\$0.00	\$287.27	\$0.00	\$0.00	\$287.27
Computer Hardware-Education	\$2,200.00	\$183.33	\$0.00	\$0.00	\$549.99	\$0.00	\$0.00
Computer Hardware-Volunteer	\$800.00	\$66.66	\$0.00	\$0.00	\$199.98	\$0.00	\$0.00
Computer Hardware-Veterinary	\$750.00	\$62.50	\$0.00	\$0.00	\$187.50	\$0.00	\$0.00
Computer Hardware-Security	\$0.00	\$0.00	\$0.00	\$0.00	\$0.00	\$0.00	\$0.00
Computer Hardware-Visitor Services	\$0.00	\$0.00	\$0.00	\$0.00	\$0.00	\$0.00	\$0.00
Computer Hardware-Administration	\$2,500.00	\$208.33	\$0.00	\$0.00	\$624.99	\$0.00	\$0.00
Computer Hardware-Human Resources	\$0.00	\$0.00	\$0.00	\$0.00	\$0.00	\$0.00	\$0.00
Computer Software/Supplies	\$2,000.00	\$166.66	\$0.00	\$0.00	\$499.98	\$0.00	\$1,634.93
Computer Software/Supplies-Maintenance	\$250.00	\$20.83	\$0.00	\$0.00	\$62.49	\$0.00	\$0.00
Computer Software/Supplies-Horticulture	\$200.00	\$16.66	\$0.00	\$0.00	\$49.98	\$0.00	\$0.00

Fresno's Chaffee Zoo Corporation
Income Statement
 March 2016

	2016 Budget	March Budget	March Measure Z	March Actual	YTD Budget	YTD Measure Z	YTD Actual
Computer Software/Supplies-Animal	\$450.00	\$37.50	\$0.00	\$0.00	\$112.50	\$0.00	\$0.00
Computer Software/Supplies-Marketing	\$1,000.00	\$83.33	\$0.00	\$0.00	\$249.99	\$0.00	\$0.00
Computer Software/Supplies-Membership	\$600.00	\$50.00	\$0.00	\$0.00	\$150.00	\$0.00	\$0.00
Computer Software/Supplies-Development	\$0.00	\$0.00	\$0.00	\$0.00	\$0.00	\$0.00	\$0.00
Computer Software/Supplies-Education	\$500.00	\$41.66	\$0.00	\$0.00	\$124.98	\$0.00	\$0.00
Computer Software/Supplies-Veterinary	\$0.00	\$0.00	\$0.00	\$0.00	\$0.00	\$0.00	\$0.00
Computer Software/Supplies-Security	\$1,500.00	\$125.00	\$0.00	\$0.00	\$375.00	\$0.00	\$0.00
Computer Software/Supplies-Visitor Servi	\$480.00	\$40.00	\$0.00	\$0.00	\$120.00	\$0.00	\$0.00
Computer Software/Supplies-Administrat	\$750.00	\$62.50	\$0.00	\$0.00	\$187.50	\$0.00	\$0.00
Computer Software/Supplies-Human Reso	\$0.00	\$0.00	\$0.00	\$0.00	\$0.00	\$0.00	\$0.00
Total Computer/Software	<u>\$60,685.00</u>	<u>\$3,623.65</u>	<u>\$0.00</u>	<u>\$1,312.27</u>	<u>\$10,870.95</u>	<u>\$0.00</u>	<u>\$10,902.15</u>
Conservation							
Conservation	\$0.00	\$0.00	\$0.00	\$0.00	\$0.00	\$0.00	\$0.00
Conservation-Animal	\$125,000.00	\$2,500.00	\$0.00	\$0.00	\$5,000.00	\$0.00	\$2,500.00
Conservation-Development	\$0.00	\$0.00	\$0.00	\$0.00	\$0.00	\$0.00	\$0.00
Conservation-Education	\$0.00	\$0.00	\$0.00	\$0.00	\$0.00	\$0.00	\$0.00
Total Conservation	<u>\$125,000.00</u>	<u>\$2,500.00</u>	<u>\$0.00</u>	<u>\$0.00</u>	<u>\$5,000.00</u>	<u>\$0.00</u>	<u>\$2,500.00</u>
Contracted Services							
Consultant Fees	\$4,000.00	\$333.33	\$0.00	\$0.00	\$999.99	\$0.00	\$0.00
Consultant Fees-Maintenance	\$0.00	\$0.00	\$0.00	\$0.00	\$0.00	\$0.00	\$0.00
Consultant Fees-Horticulture	\$10,000.00	\$833.33	\$0.00	\$240.00	\$2,499.99	\$0.00	\$240.00
Consultant Fees-Animal	\$30,000.00	\$2,500.00	\$0.00	\$0.00	\$7,500.00	\$0.00	\$0.00
Consultant Fees-Special Events	\$0.00	\$0.00	\$0.00	\$0.00	\$0.00	\$0.00	\$0.00
Consultant Fees-Education	\$500.00	\$41.66	\$0.00	\$0.00	\$124.98	\$0.00	\$0.00
Consultant Fees-Veterinary	\$15,000.00	\$1,250.00	\$0.00	\$0.00	\$3,750.00	\$0.00	\$1,479.47
Consultant Fees-Visitor Services	\$0.00	\$0.00	\$0.00	\$0.00	\$0.00	\$0.00	\$0.00
Consultant Fees-Administration	\$3,500.00	\$291.66	\$0.00	\$0.00	\$874.98	\$0.00	\$0.00
Contracted Services	\$2,000.00	\$166.66	\$0.00	\$0.00	\$499.98	\$0.00	\$0.00
Contracted Services-Maintenance	\$25,000.00	\$2,083.33	\$0.00	\$6,991.37	\$6,249.99	\$0.00	\$10,732.01
Contracted Services-Horticulture	\$10,000.00	\$833.33	\$0.00	\$0.00	\$2,499.99	\$0.00	\$0.00

Fresno's Chaffee Zoo Corporation

Income Statement

March 2016

	2016 Budget	March Budget	March Measure Z	March Actual	YTD Budget	YTD Measure Z	YTD Actual
Contracted Services-Animal	\$10,000.00	\$833.33	\$0.00	\$0.00	\$2,499.99	\$0.00	\$0.00
Contracted Services-Marketing	\$16,000.00	\$1,333.33	\$0.00	\$522.16	\$3,999.99	\$0.00	\$1,225.58
Contracted Services-Membership	\$3,000.00	\$250.00	\$0.00	\$0.00	\$750.00	\$0.00	\$0.00
Contracted Services-Development	\$0.00	\$0.00	\$0.00	\$0.00	\$0.00	\$0.00	\$0.00
Contracted Services-Special Events	\$35,000.00	\$1,041.66	\$0.00	\$825.00	\$1,624.98	\$0.00	\$925.00
Contracted Services-Education	\$200.00	\$16.66	\$0.00	\$103.65	\$49.98	\$0.00	\$410.03
Contracted Services-Volunteer	\$0.00	\$0.00	\$0.00	\$0.00	\$0.00	\$0.00	\$0.00
Contracted Services-Veterinary	\$500.00	\$41.66	\$0.00	\$25.91	\$124.98	\$0.00	\$70.91
Contracted Services-Security	\$6,100.00	\$508.33	\$0.00	\$95.48	\$1,524.99	\$0.00	\$292.55
Contracted Services-Visitor Services	\$290,000.00	\$30,000.00	\$0.00	\$21,899.26	\$75,000.00	\$0.00	\$61,325.92
Contracted Services-Administration	\$1,500.00	\$125.00	\$0.00	\$98.59	\$375.00	\$0.00	\$153.49
Contracted Services-Information Technolog	\$40,000.00	\$3,333.33	\$0.00	\$5,102.00	\$9,999.99	\$0.00	\$15,683.41
Security Services	\$3,000.00	\$0.00	\$0.00	\$0.00	\$1,500.00	\$0.00	\$0.00
Security Services-Maintenance	\$1,750.00	\$145.83	\$0.00	\$0.00	\$437.49	\$0.00	\$0.00
Security Services-Animal	\$1,700.00	\$141.66	\$0.00	\$0.00	\$424.98	\$0.00	\$0.00
Security Services-Marketing	\$800.00	\$58.33	\$0.00	\$0.00	\$174.99	\$0.00	\$0.00
Security Services-Development	\$0.00	\$0.00	\$0.00	\$0.00	\$0.00	\$0.00	\$0.00
Security Services-Special Events	\$12,100.00	\$416.66	\$0.00	\$0.00	\$749.98	\$0.00	\$0.00
Security Services-Education	\$2,750.00	\$0.00	\$0.00	\$0.00	\$0.00	\$0.00	\$0.00
Security Services-Veterinary	\$1,550.00	\$129.16	\$0.00	\$0.00	\$387.48	\$0.00	\$0.00
Security Services-Security	\$0.00	\$0.00	\$0.00	\$0.00	\$0.00	\$0.00	\$0.00
Security Services-Visitor Services	\$1,400.00	\$116.66	\$0.00	\$672.50	\$349.98	\$0.00	\$2,129.41
Security Services-Administration	\$1,300.00	\$0.00	\$0.00	\$0.00	\$0.00	\$0.00	\$0.00
Total Contracted Services	\$528,650.00	\$46,824.90	\$0.00	\$36,575.92	\$124,974.70	\$0.00	\$94,667.78
Depreciation Expense							
Depreciation - Misc	\$7,239.00	\$603.25	\$0.00	\$0.00	\$1,809.75	\$0.00	\$0.00
Depreciation Land	\$0.00	\$0.00	\$0.00	\$0.00	\$0.00	\$0.00	\$0.00
Depreciation Grounds	\$26,000.00	\$2,166.66	\$0.00	\$2,167.00	\$6,499.98	\$0.00	\$6,501.00
Depreciation Exhibits	\$98,000.00	\$8,166.66	\$0.00	\$8,167.00	\$24,499.98	\$0.00	\$24,501.00
Depreciation Buildings and Structures	\$38,000.00	\$3,166.66	\$0.00	\$3,167.00	\$9,499.98	\$0.00	\$9,501.00
Depreciation Buildings and Structures-Anim	\$0.00	\$0.00	\$0.00	\$0.00	\$0.00	\$0.00	\$0.00

Fresno's Chaffee Zoo Corporation
Income Statement
 March 2016

	2016 Budget	March Budget	March Measure Z	March Actual	YTD Budget	YTD Measure Z	YTD Actual
Depreciation Buildings and Structures-Educ	\$3,819.00	\$318.25	\$0.00	\$318.00	\$954.75	\$0.00	\$954.00
Depreciation Buildings and Structures-Visi	\$8,703.00	\$725.25	\$0.00	\$725.00	\$2,175.75	\$0.00	\$2,175.00
Depreciation Furniture	\$7,000.00	\$583.33	\$0.00	\$583.00	\$1,749.99	\$0.00	\$1,749.00
Depreciation Vehicles	\$26,785.00	\$2,232.08	\$0.00	\$2,232.00	\$6,696.24	\$0.00	\$6,696.00
Depreciation Vehicles-Administration	\$0.00	\$0.00	\$0.00	\$0.00	\$0.00	\$0.00	\$0.00
Depreciation Zoo Equipment	\$181,000.00	\$15,083.33	\$0.00	\$15,865.22	\$45,249.99	\$0.00	\$47,595.66
Depreciation Zoo Equipment-Animal	\$0.00	\$0.00	\$0.00	\$0.00	\$0.00	\$0.00	\$0.00
Depreciation Zoo Equipment-Special Events	\$0.00	\$0.00	\$0.00	\$0.00	\$0.00	\$0.00	\$0.00
Depreciation Zoo Equipment-Education	\$0.00	\$0.00	\$0.00	\$0.00	\$0.00	\$0.00	\$0.00
Depreciation Zoo Equipment-Veterinary	\$0.00	\$0.00	\$0.00	\$0.00	\$0.00	\$0.00	\$0.00
Depreciation Zoo Equipment-Administratio	\$0.00	\$0.00	\$0.00	\$0.00	\$0.00	\$0.00	\$0.00
Depreciation Sea Lion Cove	\$0.00	\$0.00	\$0.00	\$0.00	\$0.00	\$0.00	\$0.00
Depreciation - Utilities	\$0.00	\$0.00	\$0.00	\$0.00	\$0.00	\$0.00	\$0.00
Total Depreciation Expense	\$396,546.00	\$33,045.47	\$0.00	\$33,224.22	\$99,136.41	\$0.00	\$99,672.66
Dues							
Dues	\$32,000.00	\$250.00	\$0.00	\$150.00	\$11,500.00	\$0.00	\$14,668.00
Dues-Maintenance	\$125.00	\$10.41	\$0.00	\$0.00	\$31.23	\$0.00	\$0.00
Dues-Horticulture	\$350.00	\$29.16	\$0.00	\$0.00	\$87.48	\$0.00	\$0.00
Dues-Animal	\$650.00	\$54.16	\$0.00	\$0.00	\$162.48	\$0.00	\$40.00
Dues-Marketing	\$1,000.00	\$83.33	\$0.00	\$0.00	\$249.99	\$0.00	\$97.50
Dues-Development	\$0.00	\$0.00	\$0.00	\$0.00	\$0.00	\$0.00	\$0.00
Dues-Special Events	\$0.00	\$0.00	\$0.00	\$0.00	\$0.00	\$0.00	\$0.00
Dues-Education	\$200.00	\$16.66	\$0.00	\$0.00	\$49.98	\$0.00	\$0.00
Dues-Volunteer	\$50.00	\$4.16	\$0.00	\$0.00	\$12.48	\$0.00	\$0.00
Dues-Veterinary	\$6,200.00	\$516.66	\$0.00	\$0.00	\$1,549.98	\$0.00	\$131.50
Dues-Security	\$0.00	\$0.00	\$0.00	\$0.00	\$0.00	\$0.00	\$0.00
Dues	\$0.00	\$0.00	\$0.00	\$0.00	\$0.00	\$0.00	\$4,747.25
Dues-Administration	\$2,000.00	\$166.66	\$0.00	\$0.00	\$499.98	\$0.00	\$0.00
Dues-Human Resources	\$225.00	\$18.75	\$0.00	\$0.00	\$56.25	\$0.00	\$0.00
Total Dues	\$42,800.00	\$1,149.95	\$0.00	\$150.00	\$14,199.85	\$0.00	\$19,684.25

Fresno's Chaffee Zoo Corporation
Income Statement
 March 2016

	2016 Budget	March Budget	March Measure Z	March Actual	YTD Budget	YTD Measure Z	YTD Actual
Equipment							
Equipment Lease/Rental	\$0.00	\$0.00	\$0.00	\$0.00	\$0.00	\$0.00	\$0.00
Equipment Lease/Rental-Maintenance	\$15,000.00	\$2,500.00	\$0.00	\$795.91	\$5,000.00	\$0.00	\$10,388.10
Equipment Lease/Rental-Horticulture	\$3,500.00	\$291.66	\$0.00	\$0.00	\$874.98	\$0.00	\$0.00
Equipment Lease/Rental-Animal	\$300.00	\$25.00	\$0.00	\$300.00	\$75.00	\$0.00	\$721.00
Equipment Lease/Rental-Marketing	\$2,000.00	\$0.00	\$0.00	\$0.00	\$0.00	\$0.00	\$0.00
Equipment Lease/Rental-Membership	\$0.00	\$0.00	\$0.00	\$0.00	\$0.00	\$0.00	\$459.53
Equipment Lease/Rental-Development	\$2,250.00	\$187.50	\$0.00	\$0.00	\$562.50	\$0.00	\$820.50
Equipment Lease/Rental-Special Events	\$40,100.00	\$2,916.66	\$0.00	\$2,340.00	\$3,749.98	\$0.00	\$919.00
Equipment Lease/Rental-Education	\$4,500.00	\$375.00	\$0.00	\$767.15	\$1,125.00	\$0.00	\$767.15
Equipment Lease/Rental-Veterinary	\$1,929.00	\$160.75	\$0.00	\$0.00	\$482.25	\$0.00	\$0.00
Equipment Lease/Rental-Security	\$0.00	\$0.00	\$0.00	\$843.22	\$0.00	\$0.00	\$2,072.93
Equipment Lease/Rental-Visitor Services	\$2,000.00	\$166.66	\$0.00	\$871.52	\$499.98	\$0.00	\$871.52
Equipment Lease/Rental-Administration	\$5,000.00	\$416.66	\$0.00	\$907.18	\$1,249.98	\$0.00	\$907.18
Equipment Lease/Rental-Capital Projects	\$0.00	\$0.00	\$0.00	\$0.00	\$0.00	\$0.00	\$0.00
Equipment Maintenance	\$0.00	\$0.00	\$0.00	\$0.00	\$0.00	\$0.00	\$0.00
Equipment Maintenance-Maintenance	\$9,850.00	\$820.83	\$0.00	\$0.00	\$2,462.49	\$0.00	\$1,327.81
Equipment Maintenance-Horticulture	\$3,000.00	\$250.00	\$0.00	\$560.84	\$750.00	\$0.00	\$990.70
Equipment Maintenance-Animal	\$2,250.00	\$187.50	\$0.00	\$535.18	\$562.50	\$0.00	\$1,690.59
Equipment Maintenance-Marketing	\$100.00	\$8.33	\$0.00	\$0.00	\$24.99	\$0.00	\$0.00
Equipment Maintenance-Membership	\$0.00	\$0.00	\$0.00	\$275.90	\$0.00	\$0.00	\$275.90
Equipment Maintenance-Development	\$4,500.00	\$375.00	\$0.00	\$672.19	\$1,125.00	\$0.00	\$777.18
Equipment Maintenance-Special Events	\$4,500.00	\$125.00	\$0.00	\$0.00	\$375.00	\$0.00	\$0.00
Equipment Maintenance-Education	\$1,000.00	\$83.33	\$0.00	\$0.00	\$249.99	\$0.00	\$0.00
Equipment Maintenance-Veterinary	\$1,500.00	\$125.00	\$0.00	\$0.00	\$375.00	\$0.00	\$3,768.14
Equipment Maintenance-Security	\$2,000.00	\$166.66	\$0.00	\$0.00	\$499.98	\$0.00	\$0.00
Equipment Maintenance-Visitor Services	\$1,000.00	\$83.33	\$0.00	\$505.32	\$249.99	\$0.00	\$580.32
Equipment Maintenance-Administration	\$0.00	\$0.00	\$0.00	\$0.00	\$0.00	\$0.00	\$0.00
Equipment Purchases	\$0.00	\$0.00	\$0.00	\$0.00	\$0.00	\$0.00	\$0.00
Equipment Purchases-Maintenance	\$10,000.00	\$3,500.00	\$0.00	\$0.00	\$5,166.00	\$0.00	\$4,416.03
Equipment Purchases-Horticulture	\$5,000.00	\$416.66	\$0.00	\$0.00	\$1,249.98	\$0.00	\$0.00
Equipment Purchases-Animal	\$25,000.00	\$2,083.33	\$0.00	\$1,363.78	\$6,249.99	\$0.00	\$5,262.27

Fresno's Chaffee Zoo Corporation
Income Statement
 March 2016

	2016 Budget	March Budget	March Measure Z	March Actual	YTD Budget	YTD Measure Z	YTD Actual
Equipment Purchases-Marketing	\$250.00	\$20.83	\$0.00	\$0.00	\$62.49	\$0.00	\$0.00
Equipment Purchases-Membership	\$0.00	\$0.00	\$0.00	\$0.00	\$0.00	\$0.00	\$0.00
Equipment Purchases-Development	\$0.00	\$0.00	\$0.00	\$0.00	\$0.00	\$0.00	\$0.00
Equipment Purchases-Special Events	\$28,000.00	\$250.00	\$0.00	\$685.95	\$750.00	\$0.00	\$734.91
Equipment Purchases-Education	\$4,000.00	\$333.33	\$0.00	\$0.00	\$999.99	\$0.00	\$1,892.29
Equipment Purchases-Veterinary	\$5,000.00	\$416.66	\$0.00	\$0.00	\$1,249.98	\$0.00	\$0.00
Equipment Purchases-Security	\$4,000.00	\$333.33	\$0.00	\$0.00	\$999.99	\$0.00	\$0.00
Equipment Purchases-Visitor Services	\$1,000.00	\$83.33	\$0.00	\$0.00	\$249.99	\$0.00	\$0.00
Equipment Purchases-Administration	\$1,000.00	\$83.33	\$0.00	\$0.00	\$249.99	\$0.00	\$0.00
Equipment Purchases	\$0.00	\$0.00	\$0.00	\$765.28	\$0.00	\$0.00	\$765.28
Trailer Rental-General	\$18,000.00	\$1,500.00	\$0.00	\$1,476.13	\$4,500.00	\$0.00	\$4,428.39
Total Equipment	\$207,529.00	\$18,285.67	\$0.00	\$13,665.55	\$42,023.01	\$0.00	\$44,836.72
Fleet							
Fuel Surcharge	\$0.00	\$0.00	\$0.00	\$0.00	\$0.00	\$0.00	\$0.00
Fuel Surcharge-Marketing	\$0.00	\$0.00	\$0.00	\$0.00	\$0.00	\$0.00	\$0.00
Gasoline/Motor Oil/Fuel	\$0.00	\$0.00	\$0.00	\$0.00	\$0.00	\$0.00	\$0.00
Gasoline/Motor Oil/Fuel-Maintenance	\$4,500.00	\$375.00	\$0.00	\$177.03	\$1,125.00	\$0.00	\$432.07
Gasoline/Motor Oil/Fuel-Horticulture	\$2,200.00	\$183.33	\$0.00	\$222.33	\$549.99	\$0.00	\$777.96
Gasoline/Motor Oil/Fuel-Animal	\$1,000.00	\$83.33	\$0.00	\$60.08	\$249.99	\$0.00	\$112.62
Gasoline/Motor Oil/Fuel-Education	\$4,500.00	\$375.00	\$0.00	\$184.06	\$1,125.00	\$0.00	\$299.37
Gasoline/Motor Oil/Fuel-Veterinary	\$100.00	\$8.33	\$0.00	\$0.00	\$24.99	\$0.00	\$65.75
Gasoline/Motor Oil/Fuel-Visitor Services	\$20.00	\$1.66	\$0.00	\$0.00	\$4.98	\$0.00	\$0.00
Vehicle Rental	\$0.00	\$0.00	\$0.00	\$0.00	\$0.00	\$0.00	\$0.00
Vehicle Rental-Maintenance	\$0.00	\$0.00	\$0.00	\$0.00	\$0.00	\$0.00	\$0.00
Vehicle Rental-Development	\$12,000.00	\$1,000.00	\$0.00	\$0.00	\$3,000.00	\$0.00	\$0.00
Vehicle Repair and Maintenance	\$0.00	\$0.00	\$0.00	\$0.00	\$0.00	\$0.00	\$0.00
Vehicle Repair and Maintenance-Maintenan	\$16,500.00	\$1,375.00	\$0.00	\$73.63	\$4,125.00	\$0.00	\$3,567.88
Vehicle Repair and Maintenance-Horticultu	\$1,500.00	\$125.00	\$0.00	\$0.00	\$375.00	\$0.00	\$0.00
Vehicle Repair and Maintenance-Animal	\$350.00	\$29.16	\$0.00	\$0.00	\$87.48	\$0.00	\$603.90
Vehicle Repair and Maintenance-Marketing	\$0.00	\$0.00	\$0.00	\$0.00	\$0.00	\$0.00	\$0.00
Vehicle Repair and Maintenance-Developme	\$0.00	\$0.00	\$0.00	\$0.00	\$0.00	\$0.00	\$0.00

Fresno's Chaffee Zoo Corporation
Income Statement
 March 2016

	2016 Budget	March Budget	March Measure Z	March Actual	YTD Budget	YTD Measure Z	YTD Actual
Vehicle Repair and Maintenance-Special Ev	\$0.00	\$0.00	\$0.00	\$0.00	\$0.00	\$0.00	\$0.00
Vehicle Repair and Maintenance-Education	\$3,000.00	\$250.00	\$0.00	\$0.00	\$750.00	\$0.00	\$0.00
Vehicle Repair and Maintenance-Veterinary	\$0.00	\$0.00	\$0.00	\$0.00	\$0.00	\$0.00	\$0.00
Vehicle Repair and Maintenance-Security	\$1,500.00	\$125.00	\$0.00	\$0.00	\$375.00	\$0.00	\$0.00
Vehicle Repair and Maintenance-Administra	\$0.00	\$0.00	\$0.00	\$0.00	\$0.00	\$0.00	\$0.00
Vehicle License & Registration	\$0.00	\$0.00	\$0.00	\$0.00	\$0.00	\$0.00	\$0.00
Vehicle Liccnse & Registration-Maintenanc	\$2,409.00	\$200.75	\$0.00	\$0.00	\$602.25	\$0.00	\$797.00
Vehicle	\$0.00	\$0.00	\$0.00	\$0.00	\$0.00	\$0.00	\$0.00
Total Fleet	\$49,579.00	\$4,131.56	\$0.00	\$717.13	\$12,394.68	\$0.00	\$6,656.55
Food/Catering							
Food/Catering	\$12,000.00	\$100.00	\$0.00	\$303.80	\$300.00	\$0.00	\$512.09
Food/Catering-Maintenance	\$0.00	\$0.00	\$0.00	\$0.00	\$0.00	\$0.00	\$0.00
Food/Catering-Horticulture	\$0.00	\$0.00	\$0.00	\$0.00	\$0.00	\$0.00	\$0.00
Food/Catering-Animal	\$400.00	\$33.33	\$0.00	\$0.00	\$99.99	\$0.00	\$56.07
Food/Catering-Marketing	\$7,600.00	\$8.33	\$0.00	\$249.39	\$24.99	\$0.00	\$283.55
Food/Catering-Membership	\$0.00	\$0.00	\$0.00	\$0.00	\$0.00	\$0.00	\$0.00
Food/Catering-Development	\$5,000.00	\$416.66	\$0.00	\$127.61	\$1,249.98	\$0.00	\$127.61
Food/Catering-Special Events	\$156,250.00	\$7,000.00	\$0.00	\$2,793.12	\$16,150.00	\$0.00	\$3,588.66
Food/Catering-Education	\$6,300.00	\$524.99	\$0.00	\$447.32	\$1,574.97	\$0.00	\$499.26
Food/Catering-Volunteer	\$2,000.00	\$166.66	\$0.00	\$176.86	\$499.98	\$0.00	\$540.05
Food/Catering-Administration	\$1,000.00	\$83.33	\$0.00	\$330.86	\$249.99	\$0.00	\$781.14
Food/Catering-Human Resources	\$2,500.00	\$208.33	\$0.00	\$0.00	\$624.99	\$0.00	\$71.14
Food/Catering-Capital Projects	\$0.00	\$0.00	\$0.00	\$0.00	\$0.00	\$0.00	\$0.00
Total Food/Catering	\$193,050.00	\$8,541.63	\$0.00	\$4,428.96	\$20,774.89	\$0.00	\$6,459.57
Insurance							
Insurance-Other	\$0.00	\$0.00	\$0.00	\$0.00	\$0.00	\$0.00	\$0.00
Liability Insurance	\$170,000.00	\$14,000.00	\$0.00	\$2,397.67	\$58,000.00	\$0.00	\$14,443.31
Liability Insurance-Administration	\$0.00	\$0.00	\$0.00	\$0.00	\$0.00	\$0.00	\$0.00
Property Insurance	\$0.00	\$0.00	\$0.00	\$0.00	\$0.00	\$0.00	\$0.00
Total Insurance	\$170,000.00	\$14,000.00	\$0.00	\$2,397.67	\$58,000.00	\$0.00	\$14,443.31

Fresno's Chaffee Zoo Corporation
Income Statement
 March 2016

	2016 Budget	March Budget	March Measure Z	March Actual	YTD Budget	YTD Measure Z	YTD Actual
Miscellaneous Business							
Courier Services	\$0.00	\$0.00	\$0.00	\$0.00	\$0.00	\$0.00	\$0.00
Courier Services	\$0.00	\$0.00	\$0.00	\$183.54	\$0.00	\$0.00	\$183.54
Courier Services-Visitor Services	\$6,350.00	\$529.16	\$0.00	\$615.87	\$1,587.48	\$0.00	\$916.31
Courier Services-Administration	\$400.00	\$33.33	\$0.00	\$0.00	\$99.99	\$0.00	\$0.00
Mileage-Toll-Parking	\$0.00	\$0.00	\$0.00	\$0.00	\$0.00	\$0.00	\$0.00
Mileage-Toll-Parking-Maintenance	\$0.00	\$0.00	\$0.00	\$0.00	\$0.00	\$0.00	\$0.00
Mileage-Toll-Parking-Horticulture	\$0.00	\$0.00	\$0.00	\$0.00	\$0.00	\$0.00	\$0.00
Mileage-Toll-Parking-Animal	\$60.00	\$5.00	\$0.00	\$0.00	\$15.00	\$0.00	\$0.00
Mileage-Toll-Parking-Marketing	\$550.00	\$41.66	\$0.00	\$346.85	\$124.98	\$0.00	\$485.63
Mileage-Toll-Parking-Membership	\$0.00	\$0.00	\$0.00	\$0.00	\$0.00	\$0.00	\$0.00
Mileage-Toll-Parking-Development	\$500.00	\$41.66	\$0.00	\$0.00	\$124.98	\$0.00	\$0.00
Mileage-Toll-Parking-Special Events	\$6,095.00	\$558.33	\$0.00	\$55.00	\$1,474.99	\$0.00	\$55.00
Mileage-Toll-Parking-Education	\$200.00	\$16.66	\$0.00	\$0.00	\$49.98	\$0.00	\$0.00
Mileage-Toll-Parking-Veterinary	\$20.00	\$1.66	\$0.00	\$0.00	\$4.98	\$0.00	\$0.00
Mileage-Toll-Parking-Security	\$0.00	\$0.00	\$0.00	\$0.00	\$0.00	\$0.00	\$0.00
Mileage-Toll-Parking-Administration	\$0.00	\$0.00	\$0.00	\$1.84	\$0.00	\$0.00	\$1.84
Sales Tax Expense	\$0.00	\$0.00	\$0.00	\$0.00	\$0.00	\$0.00	\$0.00
Sales Tax Expense-Maintenance	\$0.00	\$0.00	\$0.00	\$0.00	\$0.00	\$0.00	\$0.00
Sales Tax Expense-Horticulture	\$0.00	\$0.00	\$0.00	\$0.00	\$0.00	\$0.00	\$0.00
Sales Tax Expense-Animal	\$0.00	\$0.00	\$0.00	\$0.00	\$0.00	\$0.00	\$0.00
Sales Tax Expense-Marketing	\$0.00	\$0.00	\$0.00	\$0.00	\$0.00	\$0.00	\$0.00
Sales Tax Expense-Membership	\$0.00	\$0.00	\$0.00	\$0.00	\$0.00	\$0.00	\$0.00
Sales Tax Expense-Development	\$0.00	\$0.00	\$0.00	\$0.00	\$0.00	\$0.00	\$0.00
Sales Tax Expense-Special Events	\$2,000.00	\$166.66	\$0.00	\$0.00	\$499.98	\$0.00	\$0.00
Sales Tax Expense-Education	\$0.00	\$0.00	\$0.00	\$0.00	\$0.00	\$0.00	\$0.00
Sales Tax Expense-Volunteer	\$0.00	\$0.00	\$0.00	\$0.00	\$0.00	\$0.00	\$0.00
Sales Tax Expense-Veterinary	\$0.00	\$0.00	\$0.00	\$0.00	\$0.00	\$0.00	\$0.00
Sales Tax Expense-Security	\$0.00	\$0.00	\$0.00	\$0.00	\$0.00	\$0.00	\$0.00
Sales Tax Expense-Visitor Services	\$0.00	\$0.00	\$0.00	\$0.00	\$0.00	\$0.00	\$0.00
Sales Tax Expense-Administration	\$0.00	\$0.00	\$0.00	\$0.00	\$0.00	\$0.00	\$0.00

Fresno's Chaffee Zoo Corporation
Income Statement
 March 2016

	2016 Budget	March Budget	March Measure Z	March Actual	YTD Budget	YTD Measure Z	YTD Actual
Trip Expense	\$0.00	\$0.00	\$0.00	\$0.00	\$0.00	\$0.00	\$0.00
Trip Expense-Animal	\$0.00	\$0.00	\$0.00	\$0.00	\$0.00	\$0.00	\$0.00
Trip Expense-Education	\$1,300.00	\$108.33	\$0.00	\$0.00	\$324.99	\$0.00	\$0.00
Trip Expense-Veterinary	\$0.00	\$0.00	\$0.00	\$0.00	\$0.00	\$0.00	\$0.00
Reference Materials	\$0.00	\$0.00	\$0.00	\$0.00	\$0.00	\$0.00	\$0.00
Reference Materials-Maintenance	\$0.00	\$0.00	\$0.00	\$0.00	\$0.00	\$0.00	\$0.00
Reference Materials-Horticulture	\$200.00	\$16.66	\$0.00	\$0.00	\$49.98	\$0.00	\$0.00
Reference Materials-Animal	\$0.00	\$0.00	\$0.00	\$0.00	\$0.00	\$0.00	\$0.00
Reference Materials-Education	\$1,000.00	\$83.33	\$0.00	\$0.00	\$249.99	\$0.00	\$0.00
Reference Materials-Volunteer	\$0.00	\$0.00	\$0.00	\$0.00	\$0.00	\$0.00	\$0.00
Reference Materials-Veterinary	\$500.00	\$41.66	\$0.00	\$133.93	\$124.98	\$0.00	\$133.93
Reference Materials-Security	\$0.00	\$0.00	\$0.00	\$0.00	\$0.00	\$0.00	\$0.00
Reference Materials-Administration	\$250.00	\$20.83	\$0.00	(\$78.44)	\$62.49	\$0.00	(\$78.44)
Reference Materials-Human Resources	\$500.00	\$41.66	\$0.00	\$0.00	\$124.98	\$0.00	\$0.00
Subscriptions/Publications	\$0.00	\$0.00	\$0.00	\$0.00	\$0.00	\$0.00	\$0.00
Subscriptions/Publications-Maintenance	\$150.00	\$12.50	\$0.00	\$0.00	\$37.50	\$0.00	\$0.00
Subscriptions/Publications-Horticulture	\$100.00	\$8.33	\$0.00	\$0.00	\$24.99	\$0.00	\$0.00
Subscriptions/Publications-Animal	\$500.00	\$41.66	\$0.00	\$0.00	\$124.98	\$0.00	\$0.00
Subscriptions/Publications-Marketing	\$200.00	\$16.66	\$0.00	\$170.00	\$49.98	\$0.00	\$230.00
Subscriptions/Publications-Development	\$800.00	\$66.66	\$0.00	\$0.00	\$199.98	\$0.00	\$0.00
Subscriptions/Publications-Special Events	\$0.00	\$0.00	\$0.00	\$0.00	\$0.00	\$0.00	\$0.00
Subscriptions/Publications-Administration	\$200.00	\$16.66	\$0.00	\$0.00	\$49.98	\$0.00	\$0.00
Subscriptions/Publications-Human Resource	\$0.00	\$0.00	\$0.00	\$0.00	\$0.00	\$0.00	\$0.00
Volunteer Recognition	\$0.00	\$0.00	\$0.00	\$0.00	\$0.00	\$0.00	\$0.00
Volunteer Recognition-Special Events	\$500.00	\$41.66	\$0.00	\$0.00	\$124.98	\$0.00	\$0.00
Volunteer Recognition-Volunteer	\$0.00	\$0.00	\$0.00	\$68.13	\$0.00	\$0.00	\$136.26
Director Discretionary	\$0.00	\$0.00	\$0.00	\$0.00	\$0.00	\$0.00	\$0.00
Director Discretionary-Animal	\$0.00	\$0.00	\$0.00	\$0.00	\$0.00	\$0.00	\$0.00
Director Discretionary-Marketing	\$0.00	\$0.00	\$0.00	\$0.00	\$0.00	\$0.00	\$0.00
Director Discretionary-Administration	\$20,000.00	\$1,666.66	\$0.00	\$2,500.00	\$4,999.98	\$0.00	\$2,500.00
Employee Relations	\$0.00	\$0.00	\$0.00	\$0.00	\$0.00	\$0.00	\$0.00
Employee Relations-Animal	\$0.00	\$0.00	\$0.00	\$0.00	\$0.00	\$0.00	\$0.00

Fresno's Chaffee Zoo Corporation

Income Statement

March 2016

	2016 Budget	March Budget	March Measure Z	March Actual	YTD Budget	YTD Measure Z	YTD Actual
Employee Relations-Development	\$0.00	\$0.00	\$0.00	\$0.00	\$0.00	\$0.00	\$0.00
Employee Relations-Education	\$0.00	\$0.00	\$0.00	\$0.00	\$0.00	\$0.00	\$0.00
Employee Relations-Security	\$0.00	\$0.00	\$0.00	\$0.00	\$0.00	\$0.00	\$0.00
Employee Relations-Administration	\$1,000.00	\$83.33	\$0.00	\$0.00	\$249.99	\$0.00	\$0.00
Research	\$0.00	\$0.00	\$0.00	\$0.00	\$0.00	\$0.00	\$0.00
Research-Animal	\$0.00	\$0.00	\$0.00	\$0.00	\$0.00	\$0.00	\$0.00
Recognition Expense	\$0.00	\$0.00	\$0.00	\$0.00	\$0.00	\$0.00	\$67.64
Recognition Expense-Marketing	\$500.00	\$0.00	\$0.00	\$0.00	\$0.00	\$0.00	\$0.00
Recognition Expense-Development	\$500.00	\$41.66	\$0.00	\$221.64	\$124.98	\$0.00	\$492.20
Recognition Expense-Special Events	\$1,550.00	\$8.33	\$0.00	\$0.00	\$24.99	\$0.00	\$0.00
Recognition Expense-Education	\$0.00	\$0.00	\$0.00	\$0.00	\$0.00	\$0.00	\$0.00
Recognition Expense-Volunteer	\$2,000.00	\$166.66	\$0.00	\$0.00	\$499.98	\$0.00	\$0.00
Recognition Expense-Administration	\$0.00	\$0.00	\$0.00	\$0.00	\$0.00	\$0.00	\$0.00
Recognition Expense-Human Resources	\$100.00	\$8.33	\$0.00	\$0.00	\$24.99	\$0.00	\$0.00
Recognition Expense-Capital	\$0.00	\$0.00	\$0.00	\$0.00	\$0.00	\$0.00	\$0.00
Staff Recruitment Expense	\$0.00	\$0.00	\$0.00	\$0.00	\$0.00	\$0.00	\$0.00
Staff Recruitment Expense-Horticulture	\$0.00	\$0.00	\$0.00	\$0.00	\$0.00	\$0.00	\$0.00
Staff Recruitment Expense-Veterinary	\$0.00	\$0.00	\$0.00	\$0.00	\$0.00	\$0.00	\$0.00
Staff Recruitment Expense-Administration	\$0.00	\$0.00	\$0.00	\$0.00	\$0.00	\$0.00	\$0.00
Recruiting	\$0.00	\$0.00	\$0.00	\$0.00	\$0.00	\$0.00	\$0.00
Recruiting-Maintenance	\$250.00	\$20.83	\$0.00	\$0.00	\$62.49	\$0.00	\$0.00
Recruiting-Horticulture	\$150.00	\$12.50	\$0.00	\$0.00	\$37.50	\$0.00	\$0.00
Recruiting-Animal	\$2,500.00	\$208.33	\$0.00	\$500.00	\$624.99	\$0.00	\$525.00
Recruiting-Marketing	\$0.00	\$0.00	\$0.00	\$0.00	\$0.00	\$0.00	\$0.00
Recruiting-Special Event	\$0.00	\$0.00	\$0.00	\$0.00	\$0.00	\$0.00	\$0.00
Recruiting-Education	\$500.00	\$41.66	\$0.00	\$0.00	\$124.98	\$0.00	\$0.00
Recruiting-Veterinary	\$0.00	\$0.00	\$0.00	\$0.00	\$0.00	\$0.00	\$0.00
Recruiting-Security	\$0.00	\$0.00	\$0.00	\$0.00	\$0.00	\$0.00	\$25.00
Recruiting-Administration	\$0.00	\$0.00	\$0.00	\$0.00	\$0.00	\$0.00	\$0.00
Recruiting-Human Resources	\$5,000.00	\$415.00	\$0.00	\$74.00	\$1,670.00	\$0.00	\$349.50
Recognition Expense	\$0.00	\$0.00	\$0.00	\$0.00	\$0.00	\$0.00	\$0.00
Total Miscellaneous Business	\$56,425.00	\$4,584.01	\$0.00	\$4,792.36	\$13,977.03	\$0.00	\$6,023.41

Fresno's Chaffee Zoo Corporation
Income Statement
 March 2016

	2016 Budget	March Budget	March Measure Z	March Actual	YTD Budget	YTD Measure Z	YTD Actual
Office Supplies							
Office Furniture	\$0.00	\$0.00	\$0.00	\$0.00	\$0.00	\$0.00	\$0.00
Office Furniture-Maintenance	\$0.00	\$0.00	\$0.00	\$0.00	\$0.00	\$0.00	\$0.00
Office Furniture-Horticulture	\$0.00	\$0.00	\$0.00	\$0.00	\$0.00	\$0.00	\$0.00
Office Furniture-Marketing	\$0.00	\$0.00	\$0.00	\$0.00	\$0.00	\$0.00	\$0.00
Office Furniture-Membership	\$2,000.00	\$166.66	\$0.00	\$1,334.20	\$499.98	\$0.00	\$1,907.76
Office Furniture-Special Events	\$500.00	\$41.66	\$0.00	\$0.00	\$124.98	\$0.00	\$0.00
Office Furniture-Education	\$500.00	\$41.66	\$0.00	\$0.00	\$124.98	\$0.00	\$0.00
Office Furniture-Veterinary	\$300.00	\$25.00	\$0.00	\$0.00	\$75.00	\$0.00	\$0.00
Office Furniture-Security	\$0.00	\$0.00	\$0.00	\$0.00	\$0.00	\$0.00	\$0.00
Office Furniture-Administration	\$1,000.00	\$83.33	\$0.00	\$0.00	\$249.99	\$0.00	\$0.00
Office Supplies	\$0.00	\$0.00	\$0.00	\$0.00	\$0.00	\$0.00	\$0.00
Office Supplies-Maintenance	\$400.00	\$33.33	\$0.00	\$38.94	\$99.99	\$0.00	\$42.58
Office Supplies-Horticulture	\$0.00	\$0.00	\$0.00	\$0.00	\$0.00	\$0.00	\$0.00
Office Supplies-Animal	\$1,750.00	\$145.83	\$0.00	\$216.33	\$437.49	\$0.00	\$216.33
Office Supplies-Marketing	\$500.00	\$41.66	\$0.00	\$0.00	\$124.98	\$0.00	\$160.17
Office Supplies-Membership	\$150.00	\$12.50	\$0.00	\$194.90	\$37.50	\$0.00	\$750.40
Office Supplies-Development	\$3,100.00	\$258.32	\$0.00	\$562.09	\$774.96	\$0.00	\$562.09
Office Supplies-Special Events	\$800.00	\$66.66	\$0.00	\$0.00	\$199.98	\$0.00	\$0.00
Office Supplies-Education	\$5,200.00	\$1,016.66	\$0.00	\$1,206.49	\$1,881.98	\$0.00	\$1,206.49
Office Supplies-Volunteer	\$0.00	\$0.00	\$0.00	\$0.00	\$0.00	\$0.00	\$0.00
Office Supplies-Veterinary	\$720.00	\$60.00	\$0.00	\$0.00	\$180.00	\$0.00	\$407.38
Office Supplies-Security	\$500.00	\$41.66	\$0.00	\$0.00	\$124.98	\$0.00	\$0.00
Office Supplies-Visitor Services	\$2,500.00	\$208.33	\$0.00	\$46.92	\$624.99	\$0.00	\$154.46
Office Supplies-Administration	\$7,000.00	\$1,500.00	\$0.00	\$2,098.39	\$2,666.00	\$0.00	\$2,419.89
Office Supplies-Human Resources	\$350.00	\$29.16	\$0.00	\$0.00	\$87.48	\$0.00	\$13.80
Office Supplies-Capital Projects	\$0.00	\$0.00	\$0.00	\$0.00	\$0.00	\$0.00	\$0.00
Office Supplies-Operations	\$0.00	\$0.00	\$0.00	\$0.00	\$0.00	\$0.00	\$221.83
Total Office Supplies	\$27,270.00	\$3,772.42	\$0.00	\$5,698.26	\$8,315.26	\$0.00	\$8,063.18

Postage

Fresno's Chaffee Zoo Corporation
Income Statement
 March 2016

	2016 Budget	March Budget	March Measure Z	March Actual	YTD Budget	YTD Measure Z	YTD Actual
Postage	\$0.00	\$0.00	\$0.00	\$0.00	\$0.00	\$0.00	\$0.00
Postage-Maintenance	\$0.00	\$0.00	\$0.00	\$0.00	\$0.00	\$0.00	\$0.00
Postage-Animal	\$1,200.00	\$100.00	\$0.00	\$30.66	\$300.00	\$0.00	\$30.66
Postage-Marketing	\$1,350.00	\$91.66	\$0.00	\$90.33	\$274.98	\$0.00	\$134.85
Postage-Membership	\$26,000.00	\$2,166.66	\$0.00	\$1,373.27	\$6,499.98	\$0.00	\$5,549.65
Postage-Development	\$9,000.00	\$749.99	\$0.00	\$65.45	\$2,249.97	\$0.00	\$2,640.95
Postage-Special Events	\$17,045.00	\$43.32	\$0.00	\$2,002.51	\$2,629.96	\$0.00	\$3,891.13
Postage-Education	\$1,975.00	\$164.58	\$0.00	\$4.51	\$493.74	\$0.00	\$16.43
Postage-Volunteer	\$500.00	\$41.66	\$0.00	\$98.37	\$124.98	\$0.00	\$99.34
Postage-Veterinary	\$4,176.00	\$348.00	\$0.00	\$543.62	\$1,044.00	\$0.00	\$791.58
Postage-Security	\$100.00	\$8.33	\$0.00	\$0.00	\$24.99	\$0.00	\$0.00
Postage-Visitor Services	\$100.00	\$8.33	\$0.00	\$0.00	\$24.99	\$0.00	\$0.00
Postage-Administration	\$4,500.00	\$375.00	\$0.00	\$160.17	\$1,125.00	\$0.00	\$309.75
Postage-Capital Projects	\$0.00	\$0.00	\$0.00	\$0.00	\$0.00	\$0.00	\$0.00
Total Postage	\$65,946.00	\$4,097.53	\$0.00	\$4,368.89	\$14,792.59	\$0.00	\$13,464.34
Printing							
Newsletter Expense	\$0.00	\$0.00	\$0.00	\$0.00	\$0.00	\$0.00	\$0.00
Newsletter Expense-Membership	\$52,500.00	\$0.00	\$0.00	\$14,373.62	\$13,000.00	\$0.00	\$14,373.62
Newsletter Expense-Development	\$0.00	\$0.00	\$0.00	\$0.00	\$0.00	\$0.00	\$0.00
Printing	\$0.00	\$0.00	\$0.00	\$0.00	\$0.00	\$0.00	\$1,244.59
Printing-Maintenance	\$0.00	\$0.00	\$0.00	\$0.00	\$0.00	\$0.00	\$0.00
Printing-Horticulture	\$0.00	\$0.00	\$0.00	\$0.00	\$0.00	\$0.00	\$0.00
Printing-Animal	\$150.00	\$0.00	\$0.00	\$0.00	\$150.00	\$0.00	\$0.00
Printing-Marketing	\$30,000.00	\$2,437.50	\$0.00	\$449.13	\$7,312.50	\$0.00	\$449.13
Printing-Membership	\$18,000.00	\$1,500.00	\$0.00	\$1,904.76	\$4,500.00	\$0.00	\$5,947.20
Printing-Development	\$10,000.00	\$833.33	\$0.00	\$0.00	\$2,499.99	\$0.00	\$0.00
Printing-Special Events	\$34,000.00	\$300.00	\$0.00	\$3,306.53	\$4,100.00	\$0.00	\$3,306.53
Printing-Education	\$7,800.00	\$650.00	\$0.00	\$0.00	\$1,950.00	\$0.00	\$0.00
Printing-Volunteer	\$1,500.00	\$125.00	\$0.00	\$0.00	\$375.00	\$0.00	\$0.00
Printing-Veterinary	\$100.00	\$8.33	\$0.00	\$0.00	\$24.99	\$0.00	\$0.00
Printing-Security	\$0.00	\$0.00	\$0.00	\$0.00	\$0.00	\$0.00	\$0.00

Fresno's Chaffee Zoo Corporation
Income Statement
 March 2016

	2016 Budget	March Budget	March Measure Z	March Actual	YTD Budget	YTD Measure Z	YTD Actual
Printing-Visitor Services	\$40.00	\$3.33	\$0.00	\$0.00	\$9.99	\$0.00	\$1,543.29
Printing-Administration	\$500.00	\$41.66	\$0.00	\$0.00	\$124.98	\$0.00	\$1,448.38
Printing-Human Resources	\$750.00	\$62.50	\$0.00	\$0.00	\$187.50	\$0.00	\$0.00
Printing-Capital Projects	\$0.00	\$0.00	\$0.00	\$0.00	\$0.00	\$0.00	\$0.00
Printing-Operations	\$0.00	\$0.00	\$0.00	\$0.00	\$0.00	\$0.00	\$0.00
Total Printing	\$155,340.00	\$5,961.65	\$0.00	\$20,034.04	\$34,234.95	\$0.00	\$28,312.74
Professional Services							
Legal and Audit	\$125,000.00	\$10,416.66	\$0.00	\$29,372.90	\$31,249.98	\$0.00	\$51,201.11
Legal and Audit-Administration	\$0.00	\$0.00	\$0.00	\$0.00	\$0.00	\$0.00	\$0.00
Legal and Audit-Human Resources	\$0.00	\$0.00	\$0.00	\$0.00	\$0.00	\$0.00	\$0.00
Lab Work	\$0.00	\$0.00	\$0.00	\$0.00	\$0.00	\$0.00	\$0.00
Lab Work-Veterinary	\$45,000.00	\$3,750.00	\$0.00	\$1,745.50	\$11,250.00	\$0.00	\$4,114.44
Payroll Service	\$0.00	\$0.00	\$0.00	\$0.00	\$0.00	\$0.00	\$0.00
Payroll Service-Administration	\$16,000.00	\$1,333.33	\$0.00	\$1,611.21	\$3,999.99	\$0.00	\$3,885.91
Pest Control Services	\$0.00	\$0.00	\$0.00	\$0.00	\$0.00	\$0.00	\$0.00
Pest Control Services-Maintenance	\$39,500.00	\$3,291.66	\$0.00	\$3,760.00	\$9,874.98	\$0.00	\$7,820.00
Professional Services	\$0.00	\$0.00	\$0.00	\$0.00	\$0.00	\$0.00	\$0.00
Total Professional Services	\$225,500.00	\$18,791.65	\$0.00	\$36,489.61	\$56,374.95	\$0.00	\$67,021.46
Repairs and Replacements							
Building Supplies-Materials	\$0.00	\$0.00	\$0.00	\$0.00	\$0.00	\$0.00	\$0.00
Building Supplies-Materials-Maintenance	\$25,000.00	\$2,083.33	\$0.00	\$0.00	\$6,249.99	\$0.00	\$405.21
Building Supplies-Materials-Horticulture	\$1,250.00	\$104.16	\$0.00	\$0.00	\$312.48	\$0.00	\$0.00
Building Supplies-Materials-Animal	\$3,000.00	\$250.00	\$0.00	\$0.00	\$750.00	\$0.00	\$0.00
Building Supplies-Materials	\$0.00	\$0.00	\$0.00	\$0.00	\$0.00	\$0.00	\$0.00
Construction	\$0.00	\$0.00	\$0.00	\$0.00	\$0.00	\$0.00	\$0.00
Construction-Maintenance	\$24,000.00	\$2,000.00	\$0.00	\$7,558.00	\$6,000.00	\$0.00	\$7,558.00
Construction-Horticulture	\$0.00	\$0.00	\$0.00	\$0.00	\$0.00	\$0.00	\$0.00
Construction-Animal	\$0.00	\$0.00	\$0.00	\$0.00	\$0.00	\$0.00	\$0.00
Exhibit Renovations-Animal	\$70,000.00	\$5,833.33	\$0.00	\$0.00	\$17,499.99	\$0.00	\$12,594.78
Exhibit Maintenance-Animal	\$25,000.00	\$2,083.33	\$0.00	\$604.10	\$6,249.99	\$0.00	\$1,706.41

Fresno's Chaffee Zoo Corporation
Income Statement
 March 2016

	2016 Budget	March Budget	March Measure Z	March Actual	YTD Budget	YTD Measure Z	YTD Actual
Exhibit Maint - Valley Farms	\$10,000.00	\$833.33	\$0.00	\$0.00	\$2,499.99	\$0.00	\$0.00
Improvements	\$0.00	\$0.00	\$0.00	\$54.80	\$0.00	\$0.00	\$54.80
Improvements-Maintenance	\$0.00	\$0.00	\$0.00	\$0.00	\$0.00	\$0.00	\$0.00
Improvements-Horticulture	\$0.00	\$0.00	\$0.00	\$0.00	\$0.00	\$0.00	\$0.00
Improvements-Animal	\$0.00	\$0.00	\$0.00	\$0.00	\$0.00	\$0.00	\$0.00
Improvements-Education	\$500.00	\$41.66	\$0.00	\$0.00	\$124.98	\$0.00	\$0.00
Improvements-Visitor Services	\$0.00	\$0.00	\$0.00	\$0.00	\$0.00	\$0.00	\$0.00
Improvements-Administration	\$0.00	\$0.00	\$0.00	\$0.00	\$0.00	\$0.00	\$0.00
Irrigation Maintenance and Repair-Horticult	\$15,000.00	\$1,250.00	\$0.00	\$726.68	\$3,750.00	\$0.00	\$1,686.28
Irrigation Maintenance and Repair-Animals	\$0.00	\$0.00	\$0.00	\$0.00	\$0.00	\$0.00	\$0.00
Purchases-Benches	\$0.00	\$0.00	\$0.00	\$0.00	\$0.00	\$0.00	\$0.00
Purchases-Benches - Development	\$0.00	\$0.00	\$0.00	\$0.00	\$0.00	\$0.00	\$0.00
Permits	\$0.00	\$0.00	\$0.00	\$0.00	\$0.00	\$0.00	\$0.00
Permits-Maintenance	\$1,000.00	\$83.33	\$0.00	\$0.00	\$249.99	\$0.00	\$0.00
Permits-Animal	\$2,000.00	\$166.66	\$0.00	\$0.00	\$499.98	\$0.00	\$1,369.20
Permits-Veterinary	\$0.00	\$0.00	\$0.00	\$0.00	\$0.00	\$0.00	\$0.00
Permits-Administration	\$0.00	\$0.00	\$0.00	\$0.00	\$0.00	\$0.00	\$0.00
Repairs and Replacements	\$0.00	\$0.00	\$0.00	\$341.15	\$0.00	\$0.00	\$341.15
Repairs and Replacements-Maintenance	\$160,000.00	\$13,333.33	\$0.00	\$3,906.52	\$39,999.99	\$0.00	\$40,845.53
Repairs and Replacements-Horticulture	\$2,000.00	\$166.66	\$0.00	\$0.00	\$499.98	\$0.00	\$106.82
Repairs and Replacements-Animal	\$24,200.00	\$2,016.66	\$0.00	\$0.00	\$6,049.98	\$0.00	\$0.00
Repairs and Replacements-Marketing	\$0.00	\$0.00	\$0.00	\$114.20	\$0.00	\$0.00	\$114.20
Repairs and Replacements-Development	\$0.00	\$0.00	\$0.00	\$0.00	\$0.00	\$0.00	\$0.00
Repairs and Replacements-Special Events	\$2,000.00	\$166.66	\$0.00	\$0.00	\$499.98	\$0.00	\$0.00
Repairs and Replacements-Education	\$3,000.00	\$250.00	\$0.00	\$0.00	\$750.00	\$0.00	\$0.00
Repairs and Replacements-Veterinary	\$500.00	\$41.66	\$0.00	\$0.00	\$124.98	\$0.00	\$0.00
Repairs and Replacements-Security	\$700.00	\$58.33	\$0.00	\$712.17	\$174.99	\$0.00	\$712.17
Repairs and Replacements-Visitor Services	\$750.00	\$62.50	\$0.00	\$0.00	\$187.50	\$0.00	\$132.34
Repairs and Replacements-Administration	\$2,500.00	\$208.33	\$0.00	\$0.00	\$624.99	\$0.00	\$0.00
Structural Repairs	\$0.00	\$0.00	\$0.00	\$0.00	\$0.00	\$0.00	\$0.00
Structural Repairs-Education	\$0.00	\$0.00	\$0.00	\$0.00	\$0.00	\$0.00	\$0.00
Purchases-Benches	\$0.00	\$0.00	\$0.00	\$0.00	\$0.00	\$0.00	\$0.00

Fresno's Chaffee Zoo Corporation
Income Statement
 March 2016

	2016 Budget	March Budget	March Measure Z	March Actual	YTD Budget	YTD Measure Z	YTD Actual
Repairs and Replacements-Capital Projects	\$0.00	\$0.00	\$0.00	\$0.00	\$0.00	\$0.00	\$0.00
Total Repairs and Replacements	\$372,400.00	\$31,033.26	\$0.00	\$14,017.62	\$93,099.78	\$0.00	\$67,626.89
Service/Bank/Credit Card Fees							
Bank Fees-Measure Z	\$320.00	\$30.00	\$0.00	\$0.00	\$70.00	\$0.00	\$0.00
Bank Fees-Measure Z-Administration	\$0.00	\$0.00	\$0.00	\$20.00	\$0.00	\$0.00	\$50.00
Bank Charges	\$0.00	\$0.00	\$0.00	\$0.00	\$0.00	\$0.00	\$5,312.01
Bank Charges-Membership	\$0.00	\$0.00	\$0.00	\$0.00	\$0.00	\$0.00	\$0.00
Bank Charges-Visitor Services	\$0.00	\$0.00	\$0.00	\$0.00	\$0.00	\$0.00	\$0.00
Bank Charges-Administration	\$52,500.00	\$500.00	\$0.00	\$245.00	\$13,000.00	\$0.00	\$544.18
Credit Card Fees	\$0.00	\$0.00	\$0.00	\$0.00	\$0.00	\$0.00	\$0.00
Credit Card Fees-Maintenance	\$0.00	\$0.00	\$0.00	\$0.00	\$0.00	\$0.00	\$0.00
Credit Card Fees-Animal	\$0.00	\$0.00	\$0.00	\$0.00	\$0.00	\$0.00	\$0.00
Credit Card Fees-Membership	\$10,000.00	\$0.00	\$0.00	\$24.95	\$10,000.00	\$0.00	\$2,060.90
Credit Card Fees-Development	\$0.00	\$0.00	\$0.00	\$0.00	\$0.00	\$0.00	\$0.00
Credit Card Fees-Special Events	\$2,000.00	\$166.66	\$0.00	\$0.00	\$499.98	\$0.00	\$95.00
Credit Card Fees-Education	\$2,000.00	\$166.66	\$0.00	\$0.00	\$499.98	\$0.00	\$166.76
Credit Card Fees-Veterinary	\$0.00	\$0.00	\$0.00	\$0.00	\$0.00	\$0.00	\$0.00
Credit Card Fees-Visitor Services	\$65,000.00	\$5,000.00	\$0.00	\$16.95	\$13,000.00	\$0.00	\$13,835.28
Credit Card Fees-Administration	\$0.00	\$0.00	\$0.00	\$0.00	\$0.00	\$0.00	\$0.00
Credit Card Chargebacks	\$0.00	\$0.00	\$0.00	\$0.00	\$0.00	\$0.00	\$0.00
Interest Expense	\$15,000.00	\$1,500.00	\$0.00	\$2,446.05	\$4,500.00	\$0.00	\$12,451.66
Returned Checks From Patrons	\$0.00	\$0.00	\$0.00	\$0.00	\$0.00	\$0.00	\$0.00
Returned Checks From Patrons-Membership	\$0.00	\$0.00	\$0.00	\$0.00	\$0.00	\$0.00	\$0.00
Returned Checks From Patrons-Special Eve	\$0.00	\$0.00	\$0.00	\$0.00	\$0.00	\$0.00	\$0.00
Bank Charges	\$0.00	\$0.00	\$0.00	\$0.00	\$0.00	\$0.00	\$0.00
Total Service/Bank/Credit Card Fees	\$146,820.00	\$7,363.32	\$0.00	\$2,752.95	\$41,569.96	\$0.00	\$34,515.79
Signage							
Signage	\$1,000.00	\$83.33	\$0.00	\$0.00	\$249.99	\$0.00	\$0.00
Signage-Maintenance	\$0.00	\$0.00	\$0.00	\$0.00	\$0.00	\$0.00	\$0.00
Signage-Horticulture	\$500.00	\$41.66	\$0.00	\$0.00	\$124.98	\$0.00	\$0.00

Fresno's Chaffee Zoo Corporation

Income Statement

March 2016

	2016 Budget	March Budget	March Measure Z	March Actual	YTD Budget	YTD Measure Z	YTD Actual
Signage-Development	\$0.00	\$0.00	\$0.00	\$0.00	\$0.00	\$0.00	\$0.00
Signage-Education	\$15,000.00	\$1,250.00	\$0.00	\$0.00	\$3,750.00	\$0.00	\$0.00
Signage-Security	\$0.00	\$0.00	\$0.00	\$0.00	\$0.00	\$0.00	\$0.00
Signage-Visitor Services	\$0.00	\$0.00	\$0.00	\$0.00	\$0.00	\$0.00	\$0.00
Signage-Administration	\$0.00	\$0.00	\$0.00	\$0.00	\$0.00	\$0.00	\$0.00
Signage-Human Resources	\$0.00	\$0.00	\$0.00	\$0.00	\$0.00	\$0.00	\$0.00
Signage-Capital Projects	\$0.00	\$0.00	\$0.00	\$0.00	\$0.00	\$0.00	\$0.00
Total Signage	\$16,500.00	\$1,374.99	\$0.00	\$0.00	\$4,124.97	\$0.00	\$0.00
Specialized Services							
Misc. Specialized Services	\$1,000.00	\$83.33	\$0.00	\$512.00	\$249.99	\$0.00	\$3,152.48
Misc. Specialized Services-Maintenance	\$10,000.00	\$833.33	\$0.00	\$489.00	\$2,499.99	\$0.00	\$1,139.00
Misc. Specialized Services-Horticulture	\$0.00	\$0.00	\$0.00	\$0.00	\$0.00	\$0.00	\$0.00
Misc. Specialized Services-Animal	\$2,500.00	\$208.33	\$0.00	\$43.94	\$624.99	\$0.00	\$78.08
Misc. Specialized Services-Marketing	\$0.00	\$0.00	\$0.00	\$0.00	\$0.00	\$0.00	\$0.00
Misc. Specialized Services-Education	\$2,000.00	\$166.66	\$0.00	\$163.18	\$499.98	\$0.00	\$353.41
Misc. Specialized Services-Veterinary	\$4,000.00	\$333.33	\$0.00	\$0.00	\$999.99	\$0.00	\$47.18
Misc. Specialized Services-Security	\$0.00	\$0.00	\$0.00	\$0.00	\$0.00	\$0.00	\$0.00
Misc. Specialized Services-Visitor Services	\$0.00	\$0.00	\$0.00	\$0.00	\$0.00	\$0.00	\$0.00
Misc. Specialized Services-Administration	\$2,000.00	\$166.66	\$0.00	\$29.54	\$499.98	\$0.00	\$172.00
Misc. Specialized Services-Information Tec	\$0.00	\$0.00	\$0.00	\$0.00	\$0.00	\$0.00	\$0.00
Misc. Specialized Services-Human Resource	\$1,000.00	\$83.33	\$0.00	\$0.00	\$249.99	\$0.00	(\$100.00)
Irrigation Construction (New)-Horticulture	\$5,000.00	\$416.66	\$0.00	\$0.00	\$1,249.98	\$0.00	\$0.00
Paver Engraving-Development	\$0.00	\$0.00	\$0.00	\$4,250.00	\$0.00	\$0.00	\$8,250.00
Total Specialized Services	\$27,500.00	\$2,291.63	\$0.00	\$5,487.66	\$6,874.89	\$0.00	\$13,092.15
Staff Development							
Staff Development-Conf/Travel	\$0.00	\$0.00	\$0.00	\$0.00	\$0.00	\$0.00	\$0.00
Staff Development-Conf/Travel-Maintenanc	\$2,250.00	\$187.50	\$0.00	\$0.00	\$562.50	\$0.00	\$0.00
Staff Development-Conf/Travel-Horticultur	\$2,400.00	\$200.00	\$0.00	\$0.00	\$600.00	\$0.00	\$0.00
Staff Development-Conf/Travel-Animal	\$26,250.00	\$2,187.50	\$0.00	\$2,362.97	\$6,562.50	\$0.00	\$8,707.29
Staff Development-Conf/Travel-Marketing	\$5,000.00	\$416.66	\$0.00	\$0.00	\$1,249.98	\$0.00	\$2,914.82

Fresno's Chaffee Zoo Corporation
Income Statement
 March 2016

	2016 Budget	March Budget	March Measure Z	March Actual	YTD Budget	YTD Measure Z	YTD Actual
Staff Development-Conf/Travel-Membershi	\$2,000.00	\$166.66	\$0.00	\$0.00	\$499.98	\$0.00	\$60.00
Staff Development-Conf/Travel-Developmer	\$0.00	\$0.00	\$0.00	\$0.00	\$0.00	\$0.00	\$0.00
Staff Development-Conf/Travel-Special Eve	\$4,000.00	\$333.33	\$0.00	\$440.00	\$999.99	\$0.00	\$630.00
Staff Development-Conf/Travel-Education	\$7,600.00	\$633.33	\$0.00	\$0.00	\$1,899.99	\$0.00	\$5,663.98
Staff Development-Conf/Travel-Veterinary	\$5,035.00	\$419.58	\$0.00	\$1,074.32	\$1,258.74	\$0.00	\$1,758.85
Staff Development-Conf/Travel-Security	\$0.00	\$0.00	\$0.00	\$1,027.66	\$0.00	\$0.00	\$1,277.66
Staff Development-Conf/Travel-Visitor Serv	\$4,062.00	\$338.50	\$0.00	\$0.00	\$1,015.50	\$0.00	\$0.00
Staff Development-Conf/Travel-Admin	\$13,000.00	\$0.00	\$0.00	\$350.00	\$3,000.00	\$0.00	\$2,909.26
Staff Development-Conf/Travel-Human Resc	\$7,500.00	\$625.00	\$0.00	\$0.00	\$1,875.00	\$0.00	\$677.70
Staff Development-Conferences/Travel	\$0.00	\$0.00	\$0.00	\$0.00	\$0.00	\$0.00	\$677.70
Staff Development-Training	\$1,500.00	\$125.00	\$0.00	\$2,375.00	\$375.00	\$0.00	\$2,375.00
Staff Development-Training-Maintenance	\$750.00	\$62.50	\$0.00	\$0.00	\$187.50	\$0.00	\$0.00
Staff Development-Training-Horticulture	\$750.00	\$62.50	\$0.00	\$0.00	\$187.50	\$0.00	\$0.00
Staff Development-Training-Animal	\$1,500.00	\$125.00	\$0.00	\$0.00	\$375.00	\$0.00	\$0.00
Staff Development-Training-Marketing	\$0.00	\$0.00	\$0.00	\$0.00	\$0.00	\$0.00	\$0.00
Staff Development-Training-Membership	\$1,000.00	\$83.33	\$0.00	\$0.00	\$249.99	\$0.00	\$0.00
Staff Development-Training-Development	\$1,000.00	\$83.33	\$0.00	\$0.00	\$249.99	\$0.00	\$0.00
Staff Development-Training-Special Events	\$400.00	\$33.33	\$0.00	\$0.00	\$99.99	\$0.00	\$0.00
Staff Development-Training-Education	\$800.00	\$66.66	\$0.00	\$0.00	\$199.98	\$0.00	\$0.00
Staff Development-Training-Volunteer	\$0.00	\$0.00	\$0.00	\$0.00	\$0.00	\$0.00	\$0.00
Staff Development-Training-Veterinary	\$4,700.00	\$391.66	\$0.00	\$0.00	\$1,174.98	\$0.00	\$0.00
Staff Development-Training-Security	\$4,500.00	\$375.00	\$0.00	\$0.00	\$1,125.00	\$0.00	\$0.00
Staff Development-Training-Visitor Service	\$6,590.00	\$549.16	\$0.00	\$0.00	\$1,647.48	\$0.00	\$0.00
Staff Development-Training-Administration	\$1,500.00	\$125.00	\$0.00	\$0.00	\$375.00	\$0.00	\$0.00
Staff Development-Training-Human Resourc	\$6,500.00	\$541.66	\$0.00	\$79.00	\$1,624.98	\$0.00	\$179.00
Staff Development-Training-Finance	\$0.00	\$0.00	\$0.00	\$0.00	\$0.00	\$0.00	\$0.00
Total Staff Development	\$110,587.00	\$8,132.19	\$0.00	\$7,708.95	\$27,396.57	\$0.00	\$27,831.26
Supplies							
Bedding Materials	\$0.00	\$0.00	\$0.00	\$0.00	\$0.00	\$0.00	\$0.00
Cleaning-Janitorial Supplies	\$0.00	\$0.00	\$0.00	\$0.00	\$0.00	\$0.00	\$0.00
Cleaning-Janitorial Supplies-Maintenance	\$75,000.00	\$6,250.00	\$0.00	\$6,560.79	\$18,750.00	\$0.00	\$17,230.21

Fresno's Chaffee Zoo Corporation
Income Statement
 March 2016

	2016 Budget	March Budget	March Measure Z	March Actual	YTD Budget	YTD Measure Z	YTD Actual
Cleaning-Janitorial Supplies-Horticulture	\$0.00	\$0.00	\$0.00	\$0.00	\$0.00	\$0.00	\$0.00
Cleaning-Janitorial Supplies-Animal	\$6,000.00	\$500.00	\$0.00	\$968.96	\$1,500.00	\$0.00	\$1,561.24
Cleaning-Janitorial Supplies-Education	\$0.00	\$0.00	\$0.00	\$0.00	\$0.00	\$0.00	\$0.00
Cleaning-Janitorial Supplies-Visitor Service	\$0.00	\$0.00	\$0.00	\$0.00	\$0.00	\$0.00	\$0.00
Display and Exhibit supplies	\$0.00	\$0.00	\$0.00	\$0.00	\$0.00	\$0.00	\$0.00
Display and Exhibit Supplies-Animal	\$49,500.00	\$4,125.00	\$0.00	\$15,017.36	\$12,375.00	\$0.00	\$23,244.07
Display and Exhibit Supplies-Education	\$13,500.00	\$1,124.99	\$0.00	\$710.29	\$3,374.97	\$0.00	\$710.29
Docent Activities Expense	\$0.00	\$0.00	\$0.00	\$0.00	\$0.00	\$0.00	\$0.00
Docent Activities Expense-Volunteer	\$3,000.00	\$250.00	\$0.00	\$0.00	\$750.00	\$0.00	\$600.00
Enrichment Supplies	\$0.00	\$0.00	\$0.00	\$0.00	\$0.00	\$0.00	\$0.00
Event Supplies	\$0.00	\$0.00	\$0.00	\$0.00	\$0.00	\$0.00	\$0.00
Event Supplies-Marketing	\$3,725.00	\$0.00	\$0.00	\$0.00	\$0.00	\$0.00	\$0.00
Event Supplies-Development	\$2,000.00	\$166.66	\$0.00	\$0.00	\$499.98	\$0.00	\$0.00
Event Supplies-Special Events	\$56,300.00	\$2,208.32	\$0.00	\$1,878.00	\$3,124.96	\$0.00	\$2,679.71
Event Supplies-Education	\$0.00	\$0.00	\$0.00	\$0.00	\$0.00	\$0.00	\$0.00
Event Supplies-Volunteer	\$0.00	\$0.00	\$0.00	\$0.00	\$0.00	\$0.00	\$0.00
Fundraising Pins-Development	\$0.00	\$0.00	\$0.00	\$0.00	\$0.00	\$0.00	\$0.00
Graphic Supplies	\$0.00	\$0.00	\$0.00	\$0.00	\$0.00	\$0.00	\$0.00
Landscaping/Plants	\$0.00	\$0.00	\$0.00	\$0.00	\$0.00	\$0.00	\$0.00
Landscaping/Plants-Maintenance	\$0.00	\$0.00	\$0.00	\$0.00	\$0.00	\$0.00	\$0.00
Landscaping/Plants-Horticulture	\$30,800.00	\$2,566.66	\$0.00	\$1,401.70	\$7,699.98	\$0.00	\$4,142.87
Landscaping/Plants-Animal	\$5,000.00	\$416.66	\$0.00	\$0.00	\$1,249.98	\$0.00	\$0.00
Member Event Expenses	\$0.00	\$0.00	\$0.00	\$0.00	\$0.00	\$0.00	\$0.00
Member Premiums	\$0.00	\$0.00	\$0.00	\$0.00	\$0.00	\$0.00	\$0.00
Member Premiums-Marketing	\$0.00	\$0.00	\$0.00	\$0.00	\$0.00	\$0.00	\$0.00
Member Premiums-Membership	\$6,000.00	\$500.00	\$0.00	\$0.00	\$1,500.00	\$0.00	\$0.00
Member Premiums-Development	\$8,000.00	\$666.66	\$0.00	\$0.00	\$1,999.98	\$0.00	\$0.00
Member Premiums-Special Events	\$0.00	\$0.00	\$0.00	\$0.00	\$0.00	\$0.00	\$0.00
Pest Control Supplies	\$0.00	\$0.00	\$0.00	\$0.00	\$0.00	\$0.00	\$0.00
Pest Control Supplies-Maintenance	\$100.00	\$8.33	\$0.00	\$0.00	\$24.99	\$0.00	\$0.00
Pest Control Supplies-Horticulture	\$0.00	\$0.00	\$0.00	\$0.00	\$0.00	\$0.00	\$0.00
Pest Control Supplies-Animal	\$150.00	\$12.50	\$0.00	\$0.00	\$37.50	\$0.00	\$0.00

Fresno's Chaffee Zoo Corporation
Income Statement
 March 2016

	2016 Budget	March Budget	March Measure Z	March Actual	YTD Budget	YTD Measure Z	YTD Actual
Photo Supplies	\$0.00	\$0.00	\$0.00	\$0.00	\$0.00	\$0.00	\$0.00
Photo Supplies-Visitor Services	\$0.00	\$0.00	\$0.00	\$0.00	\$0.00	\$0.00	\$0.00
Small Tools	\$0.00	\$0.00	\$0.00	\$0.00	\$0.00	\$0.00	\$0.00
Small Tools-Maintenance	\$6,500.00	\$541.66	\$0.00	\$160.28	\$1,624.98	\$0.00	\$221.77
Small Tools-Horticulture	\$1,200.00	\$100.00	\$0.00	\$0.00	\$300.00	\$0.00	\$0.00
Small Tools-Animal	\$3,000.00	\$250.00	\$0.00	\$0.00	\$750.00	\$0.00	\$0.00
Supplies	\$1,500.00	\$125.00	\$0.00	\$619.16	\$375.00	\$0.00	\$898.60
Supplies-Maintenance	\$27,500.00	\$2,291.66	\$0.00	\$5,231.01	\$6,874.98	\$0.00	\$12,183.30
Supplies-Horticulture	\$12,500.00	\$1,041.66	\$0.00	\$0.00	\$3,124.98	\$0.00	\$280.09
Supplies-Animal	\$32,000.00	\$2,666.66	\$0.00	\$1,381.39	\$7,999.98	\$0.00	\$3,142.57
Supplies-Marketing	\$150.00	\$12.50	\$0.00	\$88.82	\$37.50	\$0.00	\$88.82
Supplies-Membership	\$100.00	\$8.33	\$0.00	\$92.32	\$24.99	\$0.00	\$92.32
Supplies-Development	\$4,000.00	\$333.33	\$0.00	\$3,199.57	\$999.99	\$0.00	\$3,483.32
Supplies-Special Events	\$2,000.00	\$166.66	\$0.00	\$33.60	\$499.98	\$0.00	\$33.60
Supplies-Education	\$16,500.00	\$1,374.98	\$0.00	\$675.55	\$4,124.94	\$0.00	\$810.26
Supplies-Volunteer	\$1,500.00	\$125.00	\$0.00	\$18.89	\$375.00	\$0.00	\$18.89
Supplies-Veterinary	\$37,000.00	\$3,083.33	\$0.00	\$3,360.16	\$9,249.99	\$0.00	\$12,780.88
Supplies-Security	\$500.00	\$41.66	\$0.00	\$0.00	\$124.98	\$0.00	\$0.00
Supplies-Visitor Services	\$9,700.00	\$808.33	\$0.00	\$0.00	\$2,424.99	\$0.00	\$0.00
Supplies-Administration	\$2,000.00	\$166.66	\$0.00	\$82.61	\$499.98	\$0.00	\$156.89
Supplies-Human Resources	\$0.00	\$0.00	\$0.00	\$0.00	\$0.00	\$0.00	\$0.00
Total Supplies	\$416,725.00	\$31,933.20	\$0.00	\$41,480.46	\$92,299.60	\$0.00	\$84,359.70
Telephone							
Telephone	\$34,000.00	\$2,833.33	\$0.00	\$684.46	\$8,499.99	\$0.00	\$6,211.82
Telephone-Maintenance	\$750.00	\$62.50	\$0.00	\$25.00	\$187.50	\$0.00	\$185.95
Telephone-Horticulture	\$0.00	\$0.00	\$0.00	\$0.00	\$0.00	\$0.00	\$0.00
Telephone-Animal	\$3,000.00	\$250.00	\$0.00	\$238.30	\$750.00	\$0.00	\$701.42
Telephone-Marketing	\$0.00	\$0.00	\$0.00	\$25.00	\$0.00	\$0.00	\$75.00
Telephone-Development	\$1,200.00	\$100.00	\$0.00	\$25.00	\$300.00	\$0.00	\$131.10
Telephone-Special Events	\$0.00	\$0.00	\$0.00	\$72.19	\$0.00	\$0.00	\$122.19
Telephone-Education	\$600.00	\$50.00	\$0.00	\$50.00	\$150.00	\$0.00	\$260.95

Fresno's Chaffee Zoo Corporation

Income Statement

March 2016

	2016 Budget	March Budget	March Measure Z	March Actual	YTD Budget	YTD Measure Z	YTD Actual
Telephone-Veterinary	\$900.00	\$75.00	\$0.00	\$75.00	\$225.00	\$0.00	\$225.00
Telephone-Security	\$800.00	\$66.66	\$0.00	\$72.19	\$199.98	\$0.00	\$174.29
Telephone-Visitor Service	\$1,500.00	\$125.00	\$0.00	\$144.38	\$375.00	\$0.00	\$346.55
Telephone-Administration	\$1,500.00	\$125.00	\$0.00	\$100.00	\$375.00	\$0.00	\$300.00
Telephone-Human Resource	\$300.00	\$25.00	\$0.00	\$0.00	\$75.00	\$0.00	\$0.00
Total Telephone	<u>\$44,550.00</u>	<u>\$3,712.49</u>	<u>\$0.00</u>	<u>\$1,511.52</u>	<u>\$11,137.47</u>	<u>\$0.00</u>	<u>\$8,734.27</u>
Uniforms							
Uniforms	\$10,000.00	\$833.33	\$0.00	\$3,096.26	\$2,499.99	\$0.00	\$4,909.37
Uniforms-Maintenance	\$2,500.00	\$208.33	\$0.00	\$0.00	\$624.99	\$0.00	\$0.00
Uniforms-Horticulture	\$1,200.00	\$100.00	\$0.00	\$0.00	\$300.00	\$0.00	\$0.00
Uniforms-Animal	\$11,330.00	\$944.16	\$0.00	\$0.00	\$2,832.48	\$0.00	\$0.00
Uniforms-Marketing	\$0.00	\$0.00	\$0.00	\$25.45	\$0.00	\$0.00	\$40.90
Uniforms-Membership	\$250.00	\$20.83	\$0.00	\$0.00	\$62.49	\$0.00	\$0.00
Uniforms-Development	\$0.00	\$0.00	\$0.00	\$0.00	\$0.00	\$0.00	\$0.00
Uniforms-Special Events	\$500.00	\$41.66	\$0.00	\$0.00	\$124.98	\$0.00	\$0.00
Uniforms-Education	\$3,000.00	\$250.00	\$0.00	\$0.00	\$750.00	\$0.00	\$0.00
Uniforms-Volunteer	\$3,000.00	\$250.00	\$0.00	\$323.32	\$750.00	\$0.00	\$223.32
Uniforms-Veterinary	\$1,000.00	\$83.33	\$0.00	\$0.00	\$249.99	\$0.00	\$0.00
Uniforms-Security	\$1,700.00	\$141.66	\$0.00	\$0.00	\$424.98	\$0.00	\$0.00
Uniforms-Visitor Services	\$1,750.00	\$145.83	\$0.00	\$0.00	\$437.49	\$0.00	\$0.00
Uniforms-Administration	\$1,000.00	\$83.33	\$0.00	\$0.00	\$249.99	\$0.00	\$0.00
Uniform-Teen Volunteer	\$3,000.00	\$250.00	\$0.00	\$0.00	\$750.00	\$0.00	\$0.00
Total Uniforms	<u>\$40,230.00</u>	<u>\$3,352.46</u>	<u>\$0.00</u>	<u>\$3,445.03</u>	<u>\$10,057.38</u>	<u>\$0.00</u>	<u>\$5,173.59</u>
Utilities							
Utilities Gas & Electric	\$625,000.00	\$52,083.33	\$21,775.38 ✓	\$21,775.38	\$156,249.99	\$86,719.03	\$86,719.03
Utilities Gas & Electric-Administration	\$0.00	\$0.00	\$0.00	\$0.00	\$0.00	\$0.00	\$0.00
Utilities Water & Sewer	\$70,000.00	\$5,833.33	\$0.00	\$3,955.19	\$17,499.99	\$0.00	\$5,952.89
Utilities Water & Sewer-Administration	\$0.00	\$0.00	\$0.00	\$0.00	\$0.00	\$0.00	\$0.00
Waste Services	\$0.00	\$0.00	\$0.00	\$0.00	\$0.00	\$0.00	\$0.00
Total Utilities	<u>\$695,000.00</u>	<u>\$57,916.66</u>	<u>\$21,775.38</u> 2/	<u>\$25,730.57</u>	<u>\$173,749.98</u>	<u>\$86,719.03</u>	<u>\$92,671.92</u>

Fresno's Chaffee Zoo Corporation
Income Statement
 March 2016

	2016 Budget	March Budget	March Measure Z	March Actual	YTD Budget	YTD Measure Z	YTD Actual
Other							
Disposal Fees	\$0.00	\$0.00	\$0.00	\$0.00	\$0.00	\$0.00	\$0.00
Grant Fulfillment	\$0.00	\$0.00	\$0.00	\$0.00	\$0.00	\$0.00	\$0.00
Grant Fulfillment-Education	\$7,000.00	\$0.00	\$0.00	\$0.00	\$0.00	\$0.00	\$0.00
Program Expense	\$0.00	\$0.00	\$0.00	\$0.00	\$0.00	\$0.00	\$0.00
Freight on Purchases	\$0.00	\$0.00	\$0.00	\$0.00	\$0.00	\$0.00	\$0.00
Freight on Purchases-Animal	\$0.00	\$0.00	\$0.00	\$0.00	\$0.00	\$0.00	\$0.00
Freight on Purchases-Visitor Services	\$0.00	\$0.00	\$0.00	\$0.00	\$0.00	\$0.00	\$0.00
Freight on Purchases-Administration	\$0.00	\$0.00	\$0.00	\$0.00	\$0.00	\$0.00	\$0.00
Miscellaneous	\$2,000.00	\$166.66	\$0.00	\$1.00	\$499.98	\$0.00	\$3,356.38
Miscellaneous-Maintenance	\$500.00	\$41.66	\$0.00	\$0.00	\$124.98	\$0.00	\$3.84
Miscellaneous-Horticulture	\$0.00	\$0.00	\$0.00	\$0.00	\$0.00	\$0.00	\$0.00
Miscellaneous-Animal	\$1,050.00	\$87.50	\$0.00	\$42.61	\$262.50	\$0.00	\$42.61
Miscellaneous-Marketing	\$0.00	\$0.00	\$0.00	\$0.00	\$0.00	\$0.00	\$0.00
Miscellaneous-Development	\$0.00	\$0.00	\$0.00	\$0.00	\$0.00	\$0.00	\$0.00
Miscellaneous-Special Events	\$9,575.00	\$75.00	\$0.00	\$0.00	\$75.00	\$0.00	\$1,014.00
Miscellaneous-Education	\$500.00	\$41.66	\$0.00	\$0.00	\$124.98	\$0.00	\$0.00
Miscellaneous-Docent	\$0.00	\$0.00	\$0.00	\$0.00	\$0.00	\$0.00	\$0.00
Miscellaneous-Veterinary	\$4,000.00	\$333.33	\$0.00	\$0.00	\$999.99	\$0.00	\$0.00
Miscellaneous-Security	\$500.00	\$41.66	\$0.00	\$0.00	\$124.98	\$0.00	\$0.00
Miscellaneous-Visitor Services	\$0.00	\$0.00	\$0.00	\$0.00	\$0.00	\$0.00	\$0.00
Miscellaneous-Administration	\$2,000.00	\$166.66	\$0.00	\$0.00	\$499.98	\$0.00	\$0.00
Miscellaneous-Human Resources	\$0.00	\$0.00	\$0.00	\$86.00	\$0.00	\$0.00	\$86.00
Miscellaneous-Capital Projects	\$0.00	\$0.00	\$0.00	\$0.00	\$0.00	\$0.00	\$0.00
Retail (inventory related)							
Cash Over and Short	\$0.00	\$0.00	\$0.00	\$0.00	\$0.00	\$0.00	\$0.00
Cost of Merchandise Sold	\$0.00	\$0.00	\$0.00	\$0.00	\$0.00	\$0.00	\$0.00
Discounts and Adjustments	\$0.00	\$0.00	\$0.00	\$0.00	\$0.00	\$0.00	\$0.00
Inventory Change-Gift Shop	\$0.00	\$0.00	\$0.00	\$0.00	\$0.00	\$0.00	\$0.00
Loss on Disposal of Asset	\$0.00	\$0.00	\$0.00	\$0.00	\$0.00	\$0.00	\$0.00
Purchases-Merchandise	\$0.00	\$0.00	\$0.00	\$0.00	\$0.00	\$0.00	\$0.00

Fresno's Chaffee Zoo Corporation
Income Statement
 March 2016

	2016 Budget	March Budget	March Measure Z	March Actual	YTD Budget	YTD Measure Z	YTD Actual
Total Retail (inventory related)	\$0.00	\$0.00	\$0.00	\$0.00	\$0.00	\$0.00	\$0.00
Total Other	\$27,125.00	\$954.13	\$0.00	\$129.61	\$2,712.39	\$0.00	\$4,502.83
Total Other Expenses	\$4,976,032.00	\$381,355.63	\$42,325.38	\$291,131.00	\$1,170,535.89	\$177,403.18	\$867,881.59
TOTAL OPERATING EXPENSES	\$12,783,812.00	\$965,238.73	\$291,529.76	\$818,571.11	\$2,779,644.05	\$841,101.85	\$2,288,786.45
Expansion/Nonoperating Exp.							
Expansion/Nonoperating Exp.							
Planning	\$0.00	\$0.00	\$0.00	\$0.00	\$0.00	\$0.00	\$0.00
Planning-Animal	\$0.00	\$0.00	\$0.00	\$0.00	\$0.00	\$0.00	\$0.00
Planning-Capital Project	\$0.00	\$0.00	\$0.00	\$0.00	\$0.00	\$0.00	\$0.00
City Reimbursement	\$0.00	\$0.00	\$0.00	\$0.00	\$0.00	\$0.00	\$0.00
Consultant Fees-Capital Projects	\$0.00	\$0.00	\$0.00	\$0.00	\$0.00	\$0.00	\$0.00
Contracted Services-Capital Projects	\$0.00	\$0.00	\$0.00	\$0.00	\$0.00	\$0.00	\$0.00
Legal and Audit-Capital Projects	\$0.00	\$0.00	\$0.00	\$540.00	\$0.00	\$0.00	\$540.00
Misc. Specialized Services-Capital Projects	\$0.00	\$0.00	\$0.00	\$0.00	\$0.00	\$0.00	\$0.00
Misc capital expenses	\$0.00	\$0.00	\$0.00	\$0.00	\$0.00	\$0.00	\$0.00
EIR (non MZ)	\$0.00	\$0.00	\$0.00	\$0.00	\$0.00	\$0.00	\$0.00
EIR (non MZ)-Capital Projects	\$0.00	\$0.00	\$0.00	\$0.00	\$0.00	\$0.00	\$0.00
Projects-Maintenance	\$0.00	\$0.00	\$0.00	\$0.00	\$0.00	\$0.00	\$0.00
Projects-Horticulture	\$0.00	\$0.00	\$0.00	\$0.00	\$0.00	\$0.00	\$0.00
Projects-Animal	\$0.00	\$0.00	\$0.00	\$0.00	\$0.00	\$0.00	\$0.00
Consultant Fees	\$0.00	\$0.00	\$0.00	\$0.00	\$0.00	\$0.00	\$0.00
Total Expansion/Nonoperating Exp.	\$0.00	\$0.00	\$0.00	\$540.00	\$0.00	\$0.00	\$540.00
Total Expansion/Nonoperating Exp.	\$0.00	\$0.00	\$0.00	\$540.00	\$0.00	\$0.00	\$540.00
TOTAL EXPENSES	\$12,783,812.00	\$965,238.73	\$291,529.76	\$819,111.11	\$2,779,644.05	\$841,101.85	\$2,289,326.45
BEGINNING FUND BALANCE	\$79,620,240.73	\$79,732,744.36	(\$4,206,228.81)	\$79,732,744.36	\$79,620,240.73	(\$4,283,717.12)	\$79,620,240.73

Fresno's Chaffee Zoo Corporation
Income Statement
 March 2016

	2016 Budget	March Budget	March Measure Z	March Actual	YTD Budget	YTD Measure Z	YTD Actual
NET SURPLUS/(DEFICIT)	\$155,708.00	\$306,926.66	\$0.00	\$811,703.69	(\$8,076.91)	\$77,488.31	\$924,207.32
ENDING FUND BALANCE	<u>\$79,775,948.73</u>	<u>\$80,039,671.02</u>	<u>(\$4,206,228.81)</u>	<u>\$80,544,448.05</u>	<u>\$79,612,163.82</u>	<u>(\$4,206,228.81)</u>	<u>\$80,544,448.05</u>

Fresno's Chaffee Zoo Corporation General Ledger Report

✓ Ties to attached Income Statement

✓ Ties to attached invoice

Date	Trans.	Journal	Reference	Debit Amount	Credit Amount	Balance
1-5003-03						
Account: 1-5003-03 (Animal Feed-Animal)						
03/01/16			<i>Account Beginning Balance</i>			\$70,134.15
03/06/16	10470-807	Accounts Payable	Valley Produce, Inc.-produce	\$1,639.00 ✓		
03/06/16	10470-811	Accounts Payable	Central Fish-Fish	\$107.25		
03/06/16	10470-818	Accounts Payable	Bassett's Cricket Ranch, Inc.-Crickets	\$704.54		
03/06/16	10470-820	Accounts Payable	McRoberts Sales Co., Inc.-Fish	\$1,504.79 ✓		
03/07/16	10470-850	Accounts Payable	O.H. Kruse Grain & Milling-Hi Fiber	\$837.00		
03/10/16	10506-39	Accounts Payable	Hay Company-animal feed/Arica & Asia	\$730.84		
03/10/16	10506-41	Accounts Payable	Hay Company-animal feed/Arica & Asia	\$2,770.78 ✓		
03/12/16	10506-99	Accounts Payable	Valley Produce, Inc.-Produce	\$25.50		
03/12/16	10506-101	Accounts Payable	Golden State Bait, Inc.-Fish	\$139.20		
03/12/16	10506-103	Accounts Payable	Whitie's Pets-Animal Food	\$24.35		
03/12/16	10506-105	Accounts Payable	Bassett's Cricket Ranch, Inc.-Crickets	\$687.23		
03/12/16	10506-107	Accounts Payable	Hay Company-Hay	\$3,017.93		
03/12/16	10506-139	Accounts Payable	Whitie's Pets-Animal Food	\$17.32		
03/12/16	10506-141	Accounts Payable	Whitie's Pets-Animal Food & Supplies	\$10.82		
03/12/16	10519-187	Accounts Payable	REVERSE Hay Company-Hay		\$3,017.93	
03/15/16	10506-310	Accounts Payable	Hay Company-Hay	\$1,221.00 ✓		
03/15/16	10506-312	Accounts Payable	Hay Company-Hay	\$1,796.93 ✓		
03/21/16	10506-396	Accounts Payable	Central Fish-Fish	\$118.25		
03/21/16	10506-399	Accounts Payable	Valley Produce, Inc.-produce	\$1,589.40 ✓		
03/21/16	10506-401	Accounts Payable	Valley Produce, Inc.-produce	\$36.00		
03/21/16	10506-403	Accounts Payable	Valley Produce, Inc.-produce	\$1,917.70 ✓		
03/21/16	10506-405	Accounts Payable	McRoberts Sales Co., Inc.-Fish	\$1,522.92 ✓		
03/21/16	10506-409	Accounts Payable	O.H. Kruse Grain & Milling-Hi Fiber	\$1,208.00 ✓		
03/28/16	10519-19	Accounts Payable	Layne Laboratories, Inc.-Frozen Mice	\$885.64		
03/28/16	10519-21	Accounts Payable	Bassett's Cricket Ranch, Inc.-Crickets	\$704.54		
03/30/16	10519-232	Accounts Payable	Visa- Premier Valley Bank-Misc. Expenses-Lynn	\$294.35		
03/30/16	10519-248	Accounts Payable	Visa- Premier Valley Bank-Misc. Expenses-Lisa C.	\$56.65		
			<i>Account Subtotals</i>	\$23,567.93	\$3,017.93	
03/31/16			<i>Account Net Change</i>			\$20,550.00 ✓
03/31/16			<i>Account Ending Balance</i>			\$90,684.15
1-5014-00						
Account: 1-5014-00 (Bank Fees-Measure Z)						
03/01/16			<i>Account Beginning Balance</i>			\$0.00
03/31/16			<i>Account Net Change</i>			\$0.00
03/31/16			<i>Account Ending Balance</i>			\$0.00
1-5080-03						
Account: 1-5080-03 (Benefits-Animal)						

39/	0.	C
1,221.00	+	
1,796.93	+	
002		
3,017.93	*	

Fresno's Chaffee Zoo Corporation General Ledger Report

Date	Trans.	Journal	Reference	Debit Amount	Credit Amount	Balance
Account: 1-5080-03 (Benefits-Animal)						
03/01/16						
						<i>Account Beginning Balance</i>
03/01/16	10447-1	Journal Entry	To reclassify Blue Shield of CA	\$27,949.33		\$65,208.80
03/01/16	10448-1	Journal Entry	To reclassify Principal	\$5,493.85		
03/01/16	10465-1	Journal Entry	To reclassify VSP	\$754.68		
03/04/16	10468-52	Payroll	Salaries		\$387.48	
03/04/16	10468-59	Payroll	Salaries		\$67.50	
03/18/16	10494-52	Payroll	Salaries		\$387.48	
03/18/16	10494-59	Payroll	Salaries		\$67.50	
						<i>Account Subtotals</i>
				\$34,197.86	\$909.96	
03/31/16						<i>Account Net Change</i>
03/31/16						<i>Account Ending Balance</i>
						\$33,287.90 ✓
						\$98,496.70
1-5080-10						
Account: 1-5080-10 (Benefits-Veterinary)						
03/01/16						
						<i>Account Beginning Balance</i>
03/01/16	10447-6	Journal Entry	To reclassify Blue Shield of CA	\$3,508.57		\$9,698.78
03/01/16	10448-5	Journal Entry	To reclassify Principal	\$605.83		
03/01/16	10465-4	Journal Entry	To reclassify VSP	\$91.55		
03/04/16	10468-53	Payroll	Salaries		\$135.00	
03/18/16	10494-53	Payroll	Salaries		\$135.00	
						<i>Account Subtotals</i>
				\$4,205.95	\$270.00	
03/31/16						<i>Account Net Change</i>
03/31/16						<i>Account Ending Balance</i>
						\$3,935.95 ✓
						\$13,634.73
1-5131-03						
Account: 1-5131-03 (Payroll Taxes-Animal)						
03/01/16						
						<i>Account Beginning Balance</i>
03/04/16	10468-98	Payroll	Payroll Taxes	\$5,452.17		\$18,917.07
03/04/16	10468-113	Payroll	Payroll Taxes-SRB	\$509.15		
03/18/16	10494-109	Payroll	Payroll Taxes	\$5,662.00		
03/18/16	10494-124	Payroll	Payroll Taxes-SRB	\$505.40		
						<i>Account Subtotals</i>
				\$12,128.72	\$0.00	
03/31/16						<i>Account Net Change</i>
03/31/16						<i>Account Ending Balance</i>
						\$12,128.72 ✓
						\$31,045.79
1-5131-10						
Account: 1-5131-10 (Payroll Taxes-Veterinary)						

Fresno's Chaffee Zoo Corporation General Ledger Report

Date	Trans.	Journal	Reference	Debit Amount	Credit Amount	Balance
Account: 1-5131-10 (Payroll Taxes-Veterinary)						
03/01/16						\$2,538.48
03/04/16	10468-99	Payroll	Payroll Taxes	\$784.35		
03/18/16	10494-110	Payroll	Payroll Taxes	\$787.98		
			<i>Account Subtotals</i>	\$1,572.33	\$0.00	
03/31/16						<i>Account Net Change</i>
03/31/16						\$1,572.33 ✓
						\$4,110.81
1-5153-03						
Account: 1-5153-03 (Retirement Contribution-Animal)						
03/01/16						\$9,115.16
03/04/16	10468-26	Journal Entry	3/4/2016 retirement match	\$1,151.07		
03/04/16	10468-35	Journal Entry	3/4/2016 retirement match	\$58.08		
03/18/16	10494-26	Journal Entry	3/18/2016 retirement match	\$1,176.62		
03/18/16	10494-35	Journal Entry	3/18/2016 retirement match	\$58.08		
			<i>Account Subtotals</i>	\$2,443.85	\$0.00	
03/31/16						<i>Account Net Change</i>
03/31/16						\$2,443.85 ✓
						\$11,559.01
1-5153-10						
Account: 1-5153-10 (Retirement Contribution-Veterinary)						
03/01/16						\$802.56
03/04/16	10468-27	Journal Entry	3/4/2016 retirement match	\$200.64		
03/18/16	10494-27	Journal Entry	3/18/2016 retirement match	\$200.64		
			<i>Account Subtotals</i>	\$401.28	\$0.00	
03/31/16						<i>Account Net Change</i>
03/31/16						\$401.28 ✓
						\$1,203.84
1-5165-03						
Account: 1-5165-03 (Salaries-Animal)						
03/01/16						\$249,697.75
03/04/16	10468-5	Payroll	Salaries	\$71,884.11		
03/04/16	10468-20	Payroll	Salaries-SRB	\$6,723.20		
03/18/16	10494-5	Payroll	Salaries	\$74,604.09		
03/18/16	10494-20	Payroll	Salaries-SRB	\$6,674.14		
			<i>Account Subtotals</i>	\$159,885.54	\$0.00	

Fresno's Chaffee Zoo Corporation General Ledger Report

Date	Trans.	Journal	Reference	Debit Amount	Credit Amount	Balance
Account: 1-5165-03 (Salaries-Animal)						
03/31/16					<i>Account Net Change</i>	\$159,885.54 ✓
03/31/16					<i>Account Ending Balance</i>	<u>\$409,583.29</u>
1-5165-10						
Account: 1-5165-10 (Salaries-Veterinary)						
03/01/16					<i>Account Beginning Balance</i>	\$33,616.69
03/04/16	10468-6	Payroll	Salaries	\$10,387.94		
03/18/16	10494-6	Payroll	Salaries	\$10,435.28		
				<i>Account Subtotals</i>	\$20,823.22	\$0.00
03/31/16					<i>Account Net Change</i>	\$20,823.22 ✓
03/31/16					<i>Account Ending Balance</i>	<u>\$54,439.91</u>
1-5191-00						
Account: 1-5191-00 (Utilities Gas & Electric)						
03/01/16					<i>Account Beginning Balance</i>	\$64,943.65
03/06/16	10470-720	Accounts Payable	P G & E-Services thru 01/22-02/22/16	\$495.16 ✓		
03/06/16	10470-722	Accounts Payable	P G & E-Services thru 01/22-02/22/16	\$2,409.90 ✓		
03/06/16	10470-724	Accounts Payable	P G & E-Services thru 01/21-02/21/16	\$458.01 ✓		
03/15/16	10506-266	Accounts Payable	P G & E-Service thru 2/4-3/6/16	\$6,410.87 ✓		
03/15/16	10506-268	Accounts Payable	P G & E-Service thru 2/5-3/7/16	\$1,962.62 ✓		
03/15/16	10506-270	Accounts Payable	P G & E-Services thru 2/3-3/7/16	\$8,277.41 ✓		
03/29/16	10519-136	Accounts Payable	P G & E-Service thru 2/22-3/21/16	\$140.03 ✓		
03/29/16	10519-141	Accounts Payable	P G & E-Service thru 2/23-3/22/16	\$251.06 ✓		
03/29/16	10519-143	Accounts Payable	P G & E-Service thru 2/23-3/22/16	\$1,370.32 ✓		
				<i>Account Subtotals</i>	\$21,775.38	\$0.00
03/31/16					<i>Account Net Change</i>	\$21,775.38 ✓
03/31/16					<i>Account Ending Balance</i>	<u>\$86,719.03</u>
1-5200-03						
Account: 1-5200-03 (Workers Comp-Animal)						
03/01/16					<i>Account Beginning Balance</i>	\$21,884.90
03/04/16	10468-119	Payroll	Workers Comp	\$5,822.10		
03/04/16	10468-134	Payroll	Workers Comp-Life Support Systems	\$577.62		
03/18/16	10494-130	Payroll	Workers Comp	\$6,029.03		
03/18/16	10494-145	Payroll	Workers Comp-Life Support Systems	\$574.50		
				<i>Account Subtotals</i>	\$13,003.25	\$0.00
03/31/16					<i>Account Net Change</i>	\$13,003.25 ✓

Fresno's Chaffee Zoo Corporation General Ledger Report

Date	Trans.	Journal	Reference	Debit Amount	Credit Amount	Balance
Account: 1-5200-03 (Workers Comp-Animal)						
03/31/16						\$34,888.15
						<i>Account Ending Balance</i>
1-5200-10						
Account: 1-5200-10 (Workers Comp-Veterinary)						
03/01/16						\$3,014.10
03/04/16	10468-120	Payroll	Workers Comp	\$859.71		
03/18/16	10494-131	Payroll	Workers Comp	\$862.63		
						<i>Account Beginning Balance</i>
				<u>\$1,722.34</u>	<u>\$0.00</u>	
						<i>Account Subtotals</i>
03/31/16						<i>Account Net Change</i>
03/31/16						<u>\$1,722.34</u> ✓
						<i>Account Ending Balance</i>
						<u>\$4,736.44</u>
03/01/16						<i>Grand Total Beginning Balance</i>
03/31/16						\$549,572.09
03/31/16						<i>Grand Total Net Change</i>
						<u>\$291,529.76</u>
						<i>Grand Total Ending Balance</i>
						<u>\$841,101.85</u>

VALLEY PRODUCE, INC.

P.O. BOX 11664, FRESNO, CALIFORNIA 93774
e-mail: valleypro@comcast.net

Sold to

Fresno Zoo

Date

2/23

PHONE (559) 237-3328

FAX (559) 237-5611

No. C 229271


50303

QUAN.	ITEM	PRICE	AMOUNT	QUAN.	ITEM	PRICE	AMOUNT	QUAN.	ITEM	PRICE	AMOUNT
	Broccoli Florets			40	QTY Yogurt	3.00		100	Broccoli		
10	BROCCOLI Crown (18ct)	14.00		40	EGGS 15/doz	3.00		2	CARROTS (50#) 25#	56.00	
	CAULIFLOWER			18	Whole Milk	28.40			Grabits 100/200 ct		
4	CELERY	22.00		40	KALE	78.00			48/1# Carrot		
	CABBAGE white				LEEKS				Baby Carrot		
	CABBAGE red			40	CORN	30.50			Pinto Beans #100		
	CILANTRO				HERBS			12	Apple Slices ^{100#}	11.00	
	SPRING MIX 3#				Basil				J. Yel. Onions		
10	Crushed Red Pepper	17.20			Chives				Red Onions		
	LETTUCE				Mint			1	Turnip	27.00	
10	Green Leaf	80.00			Rosemary				Potatoes		
10	Red Leaf	48.00		10	Thyme	7.50			10/5 Russet		
10	Romaine	187.00			Apples	64.00			5/10 Russet		
	SPINACH 2 1/2 #			10	Apples Sliced 100/200				Ctn. Russet		
	EGGPLANT				Apples				Red Potatoes ___ sz		
10	Broccoli	22.00			Apples Sliced 100/200			10	Sweet Potatoes	38.00	
	PARSLEY Flat / Curly			10	Kiwifruit	14.00		10	YAMS (Med Y Jumbo)	97.50	
10	Dandelion greens	43.32		10	Oranges	41.50			Jicama		
	GREEN ONIONS				Lemons			10	Apple KA	15.10	
	RADDISH				Limes			10	CUCUMBERS	6.00	
	GREEN BEANS			10	Banana's	88.00		10	Acorn Squash	4.00	
	ASPARAGUS				Raspberries			10	SQUASH Butternut	6.00	
10	Chickpeas	46.00			Blueberries			10	Med. I.T. Squash	28.00	
10	BELL PEPPER Green	40.50			Blackberries			10	Yellow Squash	26.20	
	BELL PEPPER Red			10	GRAPES Red	8.00		10	Spaghetti Squash	6.00	
	Chili Jalapeno				GRAPES Lunch Bunch			10	Avocado (Ripe)	2.10	
	Chili Tomatillo				Mango's	112.50			Avocado (Firm)		
10	Chili Long Grn/Pasilla				Nectarines				Garlic (5#Peeled)		
10	Swiss chard	57.00			Papaya	17.50		10	Garlic -(Whole)		
	Alfalfa Sprouts 1#/4oz			10	Peach				Black eye peas	9.75	
	Bean Sprouts				Pear	54.50			TOMATOES	23.50	
	Cole Slaw(white cabbage)			10	Pineapple	64.00			ROMA TOMATOES		
	Cabbage Shred Red			10	Plum				GRAPE TOMATOES		
	Carrot Shred / Coin				Strawberry	12.50		10	CHERRY TOMATOES		
	Carrot Sticks 2/4			10	RAISON	6.00		10	Produce	4.75	
	Celery Sticks 2/4			10	MELON			10	Indian Veggie	19.00	
	Yel. Onions Sliced/Diced				Cantaloupe	15.00			MUSHROOMS (sliced)		
	Red Onions Sliced/Diced				Honeydew	19.50			Button Mushroom		
	Tossed Salad / SC			10	Watermelon #	30.00		10	Medium Mushroom	8.00	
	Shred Lettuce								Portabella Mushroom		
	Cabbage/Romaine Blend								12/8 oz. Mushroom		

ORDER FILLED BY *ste* DELIV. BY *ste* REC'D IN GOOD ORDER BY *ste* C.O.D. *50303-002*

TOTAL *1639.00*

TERMS: NET CASH - A FINANCE CHARGE OF 1 1/2 % PER MONTH *201608* ALL CLAIMS FOR RETURN OF GOODS MUST BE MADE WITHIN 24 HOURS AFTER RECEIPT OF MERCHANDISE. *pd. 03/22/16* THANK YOU *ck93040*



McRoberts®
SALES CO., INC.
SINCE 1968

Sales Invoice

CUSTOMER BILL TO INFORMATION				CUSTOMER NO	INVOICE NO		
FRESNO CHAFFE ZOO				01515	48874		
SEE SPREADSHEET				INVOICE DATE	TERMS		
894 W. BELMONT				2/24/2016	Net 30		
FRESNO		CA	93728	Page 1 of 1			
SALES PERSON		JOB		FREIGHT TERMS			
RYAN		CA, FRESNO		<input checked="" type="checkbox"/> Prepaid <input type="checkbox"/> Collect			
DATE SHIPPED		CUSTOMER ORDER NO.		SHIPPED VIA			
2/24/2016				MINUTEMAN			
CASES	SIZE	COMMODITY	LOT #	WEIGHT	PRICE	UNIT	AMOUNT
38.00	1/1	10.00 KG CAPELIN	71876	837.75	\$0.7600	LB	\$636.69
20.00	1/1	16.00 KG IQF PACIFIC HERRING 5-8"	74553	705.47	\$0.6100	LB	\$430.34
58.00	MESS AGES		OTHER CHARGES		1,543.22	Sub Total	\$1,067.03
				PLUS FREIGHT	\$350.00	Other Charges	\$350.00
						Tax 8.2250%	\$87.76
						Total Amount	\$1,504.79 ✓

5003-03-0125 (500)
R

mz

1-5003-03-0125
Pd. 03/17/16
CK 93002

THE HAY COMPANY
10470 E. MCKINLEY
SANGER, CA 93657
(559) 251-2981

5003-03
V

CUSTOMER P.O. NUMBER _____ DATE Feb 26 20 16

NAME Chalco Zoo

ADDRESS _____

CITY _____

SOLD BY _____ CASH _____ CHARGE _____ CUSTOMER ACCOUNT # _____

QUAN.	DESCRIPTION	PRICE	AMOUNT
	Order # 1-5003-03-0032 =		
10	Dist. 730.84	12.45	259.00
6	Almonds	14.00	84.00
12	Dark Seed	19.95	239.40
2	Almond	8.95	17.90
	Order # 1-5003-03-0141 =		
10	Dist 2170.78 ✓	12.95	259.00
7	Almonds	14.00	98.00
49	Bloodwinds	13.95	683.55
40	man weed plant	27.00	1080.00
10	Almonds	11.04	110.40
8	May Plant	18.25	146.00
	TAX		
	TOTAL		

2016-3 page 47 of 61

Col
D
134787

TERMS: Bills are due and payable on the 10th of the month. PAST DUE bills are subject to 1 1/2% interest per month. (ANNUAL RATE 18%)

INVOICE

139723

Rec'd By

Del by Chip

THE HAY COMPANY
10470 E. MCKINLEY
SANGER, CA 93657
(559) 251-2981

CUSTOMER P.O. NUMBER _____ DATE Feb 26 20 16

NAME Chalco Zoo

ADDRESS _____

CITY _____

SOLD BY _____ CASH _____ CHARGE _____ CUSTOMER ACCOUNT # _____

QUAN.	DESCRIPTION	PRICE	AMOUNT
3	Iron Chumple	13.34	39.72
1	50# Cal Manure		31.93
1	wooden shell		10.84
2	Shims + Pig	13.50	27.00
	Dekoning		150.00
	TAX		266.12
	TOTAL		3501.62

Col
D
134787

TERMS: Bills are due and payable on the 10th of the month. PAST DUE bills are subject to 1 1/2% interest per month. (ANNUAL RATE 18%)

INVOICE

139724

Rec'd By

Del by Chip

Pd. 03/22/16
CK 93042

VALLEY PRODUCE, INC.

Sold to Fresno 200 ⁵⁰⁰⁵⁻²⁰⁵ 18 Date 38
 P.O. BOX 11664, FRESNO, CALIFORNIA 93774
 e-mail: valleypro@comcast.net

PHONE (559) 237-3328
 FAX (559) 237-5611

No. C 229979

✓	QUAN.	ITEM	PRICE	AMOUNT	✓	QUAN.	ITEM	PRICE	AMOUNT	✓	QUAN.	ITEM	PRICE	AMOUNT
		Broccoli Florets					Wend milk	2.85						
✓	10	BROCCOLI Crown (18ct)	14.00		✓	10	EGGS 15/doz			✓	3	CARROTS (50#) 25#	91.30	
✓	10	CAULIFLOWER			✓	10	2% yogurt	3.00				Grabits 100/200 ct		
✓	10	CELERY	19.00		✓	4	KALE	12.00				48/1# Carrot		
		CABBAGE white					LEEKS					Baby Carrot		
		CABBAGE red					CORN					Pinto Beans #100		
		CILANTRO					HERBS							
		SPRING MIX 3#					Basil					J. Yel. Onions		
✓	10	Cactus Pads	29.25				Chives					Red Onions		
		LETTUCE					Mint					Sweet potato	25.50	
✓	10	Green Leaf	5.00				Rosemary					Potatoes		
✓	10	Red Leaf	4.20				Thyme					10/5 Russet		
✓	10	Romaine	11.50				Dandelion green	43.50				5/10 Russet		
		SPINACH 2 1/2 #					Apples	9.00				Ctn. Russet		
		EGGPLANT					Apples					Red Potatoes ___ sz		
✓	3	Cholla green	61.50				Apples Sliced 100/200			✓	10	TURNIP	26.00	
		PARSLEY Flat / Curly								✓	3	YAMS (Med) Jumbo	58.50	
✓	3	Chard Swiss	53.50				Oranges	49.50				Jicama		
		GREEN ONIONS					Lemons							
		RADDISH					Limes					CUCUMBERS	8.40	
		GREEN BEANS					Banana's	16.00				Acorn squash	4.00	
		ASPARAGUS					Raspberries					SQUASH Butternut	4.00	
✓	5	frozen veggie	23.75				Blueberries	12.50				Med. I.T. Squash	19.30	
✓	10	BELL PEPPER Green	20.00				Blackberries					Yellow Squash	25.30	
		BELL PEPPER Red					GRAPES Red	34.50						
		Chili Jalapeno					GRAPES Lunch Bunch					Avocado (Ripe)	2.40	
		Chili Tomatillo					Kiwi	14.00				Avocado (Firm)		
		Chili Long Grn/Pasilla					Mango's	128.25				Garlic (5#Peeled)		
✓	1	frozen corn	4.75				Nectarines					Garlic -(Whole)		
		Alfalfa Sprouts 1#/4oz					Papaya	14.25				Beets	21.50	
		Bean Sprouts					Peach					TOMATOES	20.50	
		Cole Slaw (white cabbage)					Pear	88.50				ROMA TOMATOES		
		Cabbage Shred Red					Pineapple	9.00				GRAPE TOMATOES		
		Carrot Shred / Coin					Plum					CHERRY TOMATOES		
		Carrot Sticks 2/4					Strawberry	8.00				Nutmeg ground	1.00	
		Celery Sticks 2/4										Ginger ground	8.50	
		Yel. Onions Sliced/Diced					MELON					MUSHROOMS (sliced)		
		Red Onions Sliced/Diced					Cantaloupe	13.00				Button Mushroom		
		Tossed Salad / SC					Honeydew	12.00				Medium Mushroom	38.00	
		Shred Lettuce					Watermelon #	6.00				Portabella Mushroom		
		Cabbage/Romaine Blend										12/8 oz. Mushroom		

ORDER FILLED BY _____ DELIV. BY _____ REC'D IN GOOD ORDER BY _____ C.O.D. _____

TOTAL ▶ 1,589.40 ✓

TERMS: NET CASH - A FINANCE CHARGE OF 1 1/2 % PER MONTH (18% PER YEAR) WILL BE CHARGED ON PAST DUE ACCOUNTS. THANK YOU
 ALL CLAIMS FOR RETURN OF GOODS MUST BE MADE WITHIN 24 HOURS AFTER RECEIPT OF MERCHANDISE. 1-5003-03-8032

VALLEY PRODUCE, INC.

P.O. BOX 11664, FRESNO, CALIFORNIA 93774
 e-mail: valleypro@comcast.net

Sold to

PHONE (559) 237-3328
 FAX (559) 237-5611


Date

No. C 229983

QUAN.	ITEM	PRICE	AMOUNT	QUAN.	ITEM	PRICE	AMOUNT	QUAN.	ITEM	PRICE	AMOUNT
	Broccoli Florets			1	2x Uppint		300	1	Honey Bear		1000
	BROCCOLI Crown /18ct				EGGS 15/dbz			3	CARROTS 50# / 25#		2200
	CAULIFLOWER			3	Whole milk		1110		Grabits 100/200 ct		
11	CELERY		2200	1	KALE		1850		48/1# Carrot		
	CABBAGE white				LEEKS				Baby Carrot		
	CABBAGE red			10	CORN		4175		Pinto Beans #100		
	CILANTRO				HERBS			12	Onions		3725
	SPRING MIX 3#				Basil				J. Yel. Onions		
10	Peanut Butter		150		Chives				Red Onions		
	LETTUCE				Mint			10	Beets		197
150	Green Leaf		2500		Rosemary				Potatoes		
40	Red Leaf		6000		Thyme				10/5 Russet		
300	Romaine		3000	10	Apples 125/		3175		5/10 Russet		
	SPINACH 2 1/2 #			5	Apples		12500		Ctn. Russet		
	EGGPLANT				Apples Sliced 100/200			10	Red Potatoes ___ sz		
2	Cactus (Red)		4400		Apples			5	Sweet Potatoes		198
	PARSLEY Flat / Curly			10	Kiwi		800	5	YAMS Med/Jumbo		2500
2	Dandelion greens		4350	3	Oranges		4500		Jicama		
	GREEN ONIONS				Lemons			3	Squash Squash		900
	RADDISH				Limes			12	CUCUMBERS 12x		960
	GREEN BEANS			30	Banana's		6300	3	Bitter Melon Squash		900
	ASPARAGUS				Raspberries			2	SQUASH Green		600
3	Swiss chard		5950	10	Blueberries		1100	10	Med. I.T. Squash		1500
10	BELL PEPPER Green		365		Blackberries			10	Yellow Squash		2200
	BELL PEPPER Red			10	GRAPES Red		3475	1	Mixed Nuts 24/1#		2400
	Chili Jalapeno				GRAPES Lunch Bunch			3	Avocado (Ripe)		240
	Chili Tomatillo			10	Rad. grapes		800		Avocado (Firm)		
	Chili Long Grn/Pasilla			8	Mango's 8oz		10000		Garlic (5#Peeled)		
2	chilled greens		4100		Nectarines				Garlic -(Whole)		
	Alfalfa Sprouts 1#/4oz			8	Papaya		2400	10	Turnip		2550
	Bean Sprouts				Peach			10	TOMATOES 1L		2200
	Cole Slaw(white cabbage)			3	Pear 125ct.		7950		ROMA TOMATOES		
	Cabbage Shred Red			2	Pineapple		7100		GRAPE TOMATOES		
	Carrot Shred / Coin				Plum				CHERRY TOMATOES		
	Carrot Sticks 2/4			4	Strawberry		9160	1	ABORN CORN		45
	Celery Sticks 2/4			1	All Spiced 8oz		530	4	Atom Veggie		1900
	Yel. Onions Sliced/Diced				MELON				MUSHROOMS (sliced)		
	Red Onions Sliced/Diced			7	Cantaloupe		1025		Button Mushroom		
	Tossed Salad / SC			10	Honeydew 1 can		1750	10	Medium Mushroom		2050
	Shred Lettuce			4	Watermelon #11ct		800		Portabella Mushroom		
	Cabbage/Romaine Blend			1	Watermelon #11ct		550		12/8 oz. Mushroom		

ORDER FILLED BY: [Signature] DELIV. BY: [Signature] REC'D IN GOOD ORDER BY: [Signature] C.O.D. TOTAL ▶ \$1917.70

TERMS: NET CASH - A FINANCE CHARGE OF 1 1/2 % PER MONTH (18% PER YEAR) WILL BE CHARGED ON PAST DUE ACCOUNTS. ALL CLAIMS FOR RETURN OF GOODS MUST BE MADE WITHIN 24 HOURS AFTER RECEIPT OF MERCHANDISE. THANK YOU 1-5003-03-0032

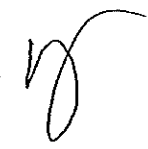


McRoberts®
SALES CO., INC.
SINCE 1968

Sales Invoice

CUSTOMER BILL TO INFORMATION		CUSTOMER NO	INVOICE NO
FRESNO CHAFFE ZOO		01515	48946
SEE SPREADSHEET		INVOICE DATE	TERMS
894 W. BELMONT		3/9/2016	Net 30
FRESNO	CA 93728	Page 1 of 1	
SALES PERSON	F.O.B.	FREIGHT TERMS	
DAWN	CA, FRESNO	<input checked="" type="checkbox"/> Prepaid <input type="checkbox"/> Collect	
DATE SHIPPED	CUSTOMER ORDER NO.	SHIPPED VIA	
3/9/2016		MINUTEMAN	

CASES	SIZE	COMMODITY	UOM #	WEIGHT	PRICE	AMOUNT
26.00	1/1	15.00 KG CAPELIN	71735	859.79	\$0.7600 LB	\$653.44
20.00	1/1	16.00 KG IQF PACIFIC HERRING 5-8"	74553	705.47	\$0.6100 LB	\$430.34

5003-03-0125


46.00	MESSAGES	OTHER CHARGES	1,565.26	Sub Total	\$1,083.78
		PLUS FREIGHT	\$350.00	Other Charges	\$350.00
				Tax 8.2250%	\$89.14
				Total Amount	\$1,522.92 ✓

1-5003-03-0125
 Pd. 03/30/16
 CK 93102



USA

O.H. Kruse Grain & Milling
A Division of Western Milling, LLC

Invoice Type: CHARGE
Operator: ED
Order No.: 419144
Ship Date: 03/09/16

GOSHEN SACK WHSE

Invoice No.: 20320
Invoice Date: 03/08/16
Price List: 0215
Control No.: 30308

Page: 1

Bill To: 128651
FRESNO's CHAFFEE ZOO CORP. zzz
894 WEST BELMONT AVENUE
FRESNO CALIFORNIA 93728
UNITED STATES

Ship To: 128651
FRESNO's CHAFFEE ZOO CORP. zzz
894 WEST BELMONT AVENUE
FRESNO CALIFORNIA 93728
UNITED STATES

Phone #: (559) 621-5700

Terms: NET 30 DAYS
P.O.#:
Vessel:
Booking #:

Via/Carrier: O.H.K. TRANSPORT, LLC
Car/Load #:
Container:
Seal #:

Salesman: Erica Johnson
Freight: 23 FOB: 0 EOA: N

Quantity	UOM	Product #	Description	F.	FOB/DEL	Contract	Wgt. Cert.	Price	Tons	Amount	Tax
100.000	40# Bag	540024	SDZOO HI FIBER ADF25 PLT 1/4					12.1600	2.000	1,216.00	
-2.000	EACH	23	FULL PALLET DISCOUNTS - S/					4.0000		-8.00	

Total Tons: 2.000

Items Total: \$1,208.00

Final Invoice Total: \$1,208.00 ✓SD

1-5003-03-0032
Pd. 03/30/16
CK 93107

Shipping Instructions:

mz

Remit to: O.H. Kruse Grain & Milling
Post Office Box 1030 • Goshen, California 93227
O.H. Kruse Grain & Milling 877.455.6313 • 888.729.7387 • Fax 877.455.6314



ENERGY STATEMENT

www.pge.com/MyEnergy

Account No: 0686058659-0

Statement Date: 02/23/2016

Due Date: 03/11/2016

Details of Gas Charges

01/22/2016 - 02/22/2016 (32 billing days)

Service For: 890 W BELMONT AVE

Service Agreement ID: 0686058171 ZOO HOSPITAL

Rate Schedule: GNR1 Gas Service to Small Commercial Customers

01/22/2016 - 01/31/2016

Customer Charge	10 days @ \$0.95482	\$9.55
Gas Charges		
First 4,000 Therms/month	138.437500 Therms @ \$0.97209	134.57
Gas PPP Surcharge (\$0.04371/Therm)		6.05
Presno Recovery Fee		1.44

02/01/2016 - 02/22/2016

Customer Charge	22 days @ \$0.95482	\$21.01
Gas Charges		
First 4,000 Therms/month	304.562500 Therms @ \$1.00458	305.96
Gas PPP Surcharge (\$0.04371/Therm)		13.31
Presno Recovery Fee		3.27

Total Gas Charges \$495.16 ✓

1-591-00-0087

Pd. 03/09/16

CK 92939

Service Information

Meter #	61723696
Current Meter Reading	1,581
Prior Meter Reading	1,152
Difference	429
Multiplier	1.033587
Total Usage	443.000000 Therms
Serial	Y

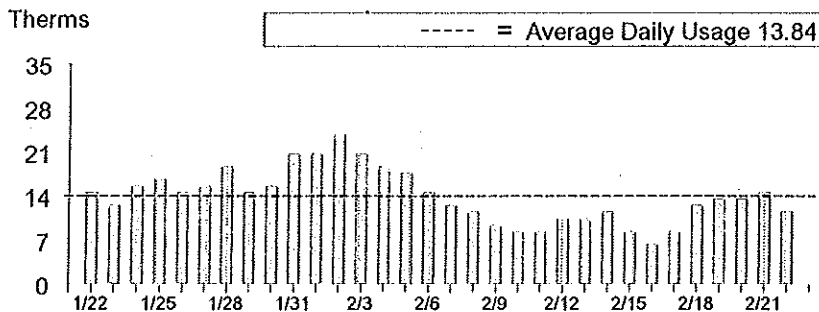
Gas Procurement Costs (\$/Therm)

01/22/2016 - 01/31/2016	\$0.37642
02/01/2016 - 02/22/2016	\$0.40891

Additional Messages

Customer Charge To help deliver safe, reliable and affordable gas service to your business, PG&E charges a customer fee which is based on your highest average daily gas usage within the past 12 months. For the billing period ending on 01/21/2016, your highest average daily gas usage was 20.1 therms.

Gas Usage This Period: 443.000000 Therms, 32 billing days



Visit www.pge.com/MyEnergy for a detailed bill comparison.

2016-3 page 53 of 61



ENERGY STATEMENT

www.pge.com/MyEnergy

Account No: 2664600004-7
Statement Date: 02/23/2016
Due Date: 03/11/2016

Details of Gas Charges

01/22/2016 - 02/22/2016 (32 billing days)

Service For: 890 W BELMONT AVE
Service Agreement ID: 2664600103 ZOO RAIN FOREST WATER HEATER
Rate Schedule: GNR1 Gas Service to Small Commercial Customers

01/22/2016 - 01/31/2016

Customer Charge	10 days @ \$1.66489	\$16.65
Gas Charges		
First 4,000 Therms/month	702.500000 Therms @ \$0.97209	682.89
Gas PPP Surcharge (\$0.04371/Therm)		30.71
Fresno Recovery Fee		7.00

02/01/2016 - 02/22/2016

Customer Charge	22 days @ \$1.66489	\$36.63
Gas Charges		
First 4,000 Therms/month	1,545.500000 Therms @ \$1.00458	1,552.58
Gas PPP Surcharge (\$0.04371/Therm)		67.55
Fresno Recovery Fee		15.89

Total Gas Charges \$2,409.90 ✓

1-5191-00-0087
Pd. 03/09/16
CK 92939

Service Information

Meter #	44771232
Current Meter Reading	15,030
Prior Meter Reading	12,855
Difference	2,175
Multiplier	1.033587
Total Usage	2,248.000000 Therms
Serial	Y

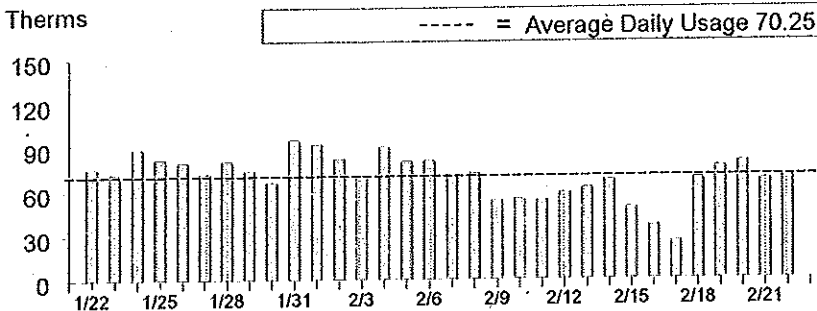
Gas Procurement Costs (\$/Therm)

01/22/2016 - 01/31/2016	\$0.37642
02/01/2016 - 02/22/2016	\$0.40891

Additional Messages

Customer Charge To help deliver safe, reliable and affordable gas service to your business, PG&E charges a customer fee which is based on your highest average daily gas usage within the past 12 months. For the billing period ending on 01/21/2016, your highest average daily gas usage was 72.0 therms.

Gas Usage This Period: 2,248.000000 Therms, 32 billing days





ENERGY STATEMENT

www.pge.com/MyEnergy

Account No: 6337406439-0

Statement Date: 02/22/2016

Due Date: 03/10/2016

Details of Gas Charges

01/21/2016 - 02/21/2016 (32 billing days)

Service For: 890 W BELMONT AVE

Service Agreement ID: 6337406987

Rate Schedule: GNR1 Gas Service to Small Commercial Customers

01/21/2016 - 01/31/2016

Customer Charge	11 days @ \$0.95482	\$10.50
Gas Charges		
First 4,000 Therms/month	162.883317 Therms @ \$0.97209	158.34
Gas PPP Surcharge (\$0.04371/Therm)		7.13
Fresno Recovery Fee		1.69

02/01/2016 - 02/21/2016

Customer Charge	21 days @ \$0.95482	\$20.05
Gas Charges		
First 4,000 Therms/month	245.766468 Therms @ \$1.00458	246.89
Gas PPP Surcharge (\$0.04371/Therm)		10.74
Fresno Recovery Fee		2.67

Total Gas Charges \$458.01 ✓

1-591-00-0087

Pd. 03/09/16

OK 92939

Service Information

Meter # 61780478
 Total Usage 408.649785 Therms
 Serial Y

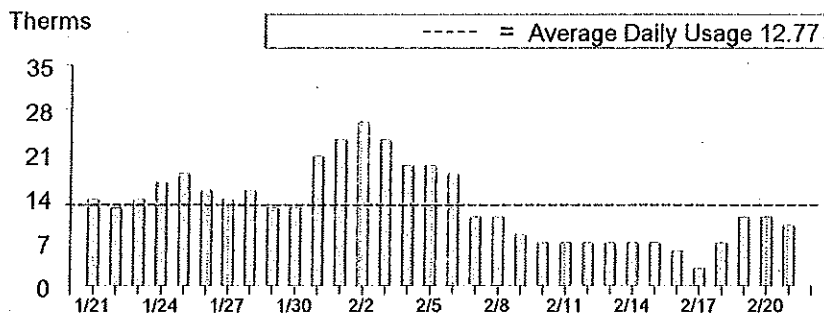
Gas Procurement Costs (\$/Therm)

01/21/2016 - 01/31/2016 \$0.37642
 02/01/2016 - 02/21/2016 \$0.40891

Additional Messages

Customer Charge To help deliver safe, reliable and affordable gas service to your business, PG&E charges a customer fee which is based on your highest average daily gas usage within the past 12 months. For the billing period ending on 01/20/2016, your highest average daily gas usage was 20.2 therms.

Gas Usage This Period: 408.649785 Therms, 32 billing days





ENERGY STATEMENT

www.pge.com/MyEnergy

Account No: 7044237853-8
Statement Date: 03/07/2016
Due Date: 03/24/2016

20160307 10:00 AM

Details of Electric Charges

02/04/2016 - 03/06/2016 (32 billing days)

Service For: 890 W BELMONT AVE
Service Agreement ID: 7044237158

Service Information

Meter #: 1004578075
Total Usage: 50,965.000000 kWh
Serial: L
Rotating Outage Block: 8H

02/04/2016 - 03/06/2016

Rate Schedule: NEMEXPM Net Energy Metering Service

Net Charges \$6,396.09
Energy Commission Tax 14.78

Total Electric Charges

\$6,410.87

L-5791-00-0087
Pd. 03/17/16
CK 93008





ENERGY STATEMENT

www.pge.com/MyEnergy

Account No: 5915064925-5

Statement Date: 03/08/2016

Due Date: 03/25/2016

Service For:

FRESNO'S CHAFFEE ZOO CORPORATION
894 W BELMONT AVE
FRESNO, CA 93728

Your Account Summary

Credit Balance on Previous Statement	-\$511.64
Payment(s) Received Since Last Statement	-31,152.74
Outstanding Credit Balance	-\$31,664.38
Current Electric Charges	\$33,627.00

Questions about your bill?

24 hours, 7 days/wk 1-800-468-4743
Business Specialist available:
Mon-Sat: 7am to 9pm
www.pge.com/MyEnergy

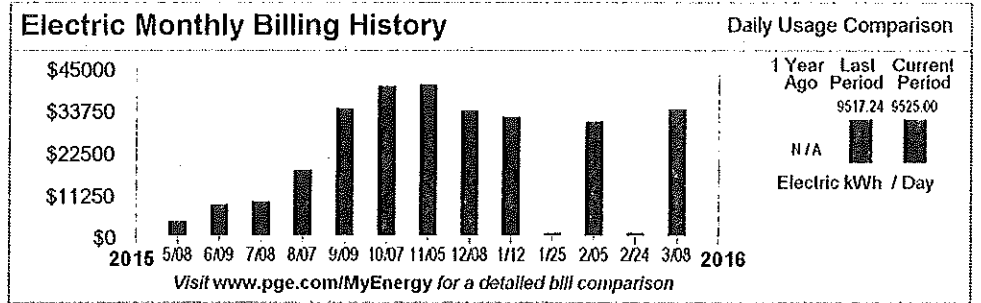
Local Office Address

705 P ST
FRESNO, CA 93721

Total Amount Due by 03/25/2016 \$1,962.62

5191-00-0087
Pd. 317116
OK 93008
MAR 11 2016

BD





ENERGY STATEMENT

www.pge.com/MyEnergy

Account No: 1934497681-6
Statement Date: 03/08/2016
Due Date: 03/25/2016

Details of Gas Charges

02/03/2016 - 03/07/2016 (34 billing days)

Service For: 894 W BELMONT AVE
Service Agreement ID: 1934497465
Rate Schedule: GNR1 Gas Service to Small Commercial Customers

02/03/2016 - 02/29/2016

Customer Charge	27 days @ \$2.14936	\$58.03
Gas Charges		
First 4,000 Therms/month	3,600.000000 Therms @ \$1.00458	3,616.49
4,000 Therms/month	4,488.862353 Therms @ \$0.65341	2,933.08
Gas PPP Surcharge (\$0.04371/Therm)		353.56
Resno Recovery Fee		66.08

03/01/2016 - 03/07/2016

Customer Charge	7 days @ \$2.14936	\$15.05
Gas Charges		
First 4,000 Therms/month	933.333333 Therms @ \$0.73466	685.68
4,000 Therms/month	1,163.784314 Therms @ \$0.38349	446.30
Gas PPP Surcharge (\$0.04371/Therm)		91.67
Resno Recovery Fee		11.47

Total Gas Charges

\$8,277.41 ✓

Service Information

Meter #	61202044
Current Meter Reading	53,477
Prior Meter Reading	46,011
Difference	7,466
Multiplier	1.364365
Total Usage	10,186.000000 Therms
Serial	L

Gas Procurement Costs (\$/Therm)

02/03/2016 - 02/29/2016	\$0.40891
03/01/2016 - 03/07/2016	\$0.13899

Additional Messages

Customer Charge To help deliver safe, reliable and affordable gas service to your business, PG&E charges a customer fee which is based on your highest average daily gas usage within the past 12 months. For the billing period ending on 01/06/2016, your highest average daily gas usage was 521.5 therms.

1-5191-00-0087
Pd. 03/17/16
CK. 93008



ENERGY STATEMENT

www.pge.com/MyEnergy

Account No: 6337406439-0
Statement Date: 03/22/2016
Due Date: 04/08/2016

Details of Gas Charges

02/22/2016 - 03/21/2016 (29 billing days)

Service For: 890 W BELMONT AVE
Service Agreement ID: 6337406987
Rate Schedule: GNR1 Gas Service to Small Commercial Customers

02/22/2016 - 02/29/2016

Customer Charge	8 days @ \$0.95482	\$7.64
Gas Charges		
First 4,000 Therms/month	49.034676 Therms @ \$1.00458	49.26
Gas PPP Surcharge (\$0.04371/Therm)		2.14
Fresno Recovery Fee		0.57

03/01/2016 - 03/21/2016

Customer Charge	21 days @ \$0.95482	\$20.05
Gas Charges		
First 4,000 Therms/month	76.587924 Therms @ \$0.73466	56.27
Gas PPP Surcharge (\$0.04371/Therm)		3.34
Fresno Recovery Fee		0.76

Total Gas Charges

\$140.03

Service Information

Meter # 61780478
Total Usage 125.622600 Therms
Serial Y

Gas Procurement Costs (\$/Therm)

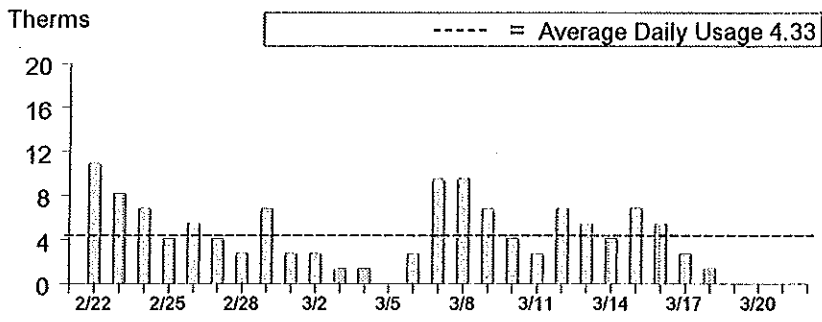
02/22/2016 - 02/29/2016 \$0.40891
03/01/2016 - 03/21/2016 \$0.13899

Additional Messages

Customer Charge To help deliver safe, reliable and affordable gas service to your business, PG&E charges a customer fee which is based on your highest average daily gas usage within the past 12 months. For the billing period ending on 01/20/2016, your highest average daily gas usage was 20.2 therms.

✓ I-5791-00-0087
Pd. 03/30/16
CK 93108

Gas Usage This Period: 125.622600 Therms, 29 billing days





ENERGY STATEMENT

www.pge.com/MyEnergy

Account No: 0686058659-0
Statement Date: 03/23/2016
Due Date: 04/11/2016

Details of Gas Charges

02/23/2016 - 03/22/2016 (29 billing days)

Service For: 890 W BELMONT AVE
Service Agreement ID: 0686058171 ZOO HOSPITAL
Rate Schedule: GNR1 Gas Service to Small Commercial Customers

02/23/2016 - 02/29/2016

Customer Charge	7 days @ \$0.95482	\$6.68
Gas Charges		
First 4,000 Therms/month	63.241379 Therms @ \$1.00458	63.53
Gas PPP Surcharge (\$0.04371/Therm)		2.76
Fresno Recovery Fee		0.70

03/01/2016 - 03/22/2016

Customer Charge	22 days @ \$0.95482	\$21.01
Gas Charges		
First 4,000 Therms/month	198.758621 Therms @ \$0.73466	146.02
Gas PPP Surcharge (\$0.04371/Therm)		8.69
Fresno Recovery Fee		1.67

Total Gas Charges

\$251.06

Service Information

Meter #	61723696
Current Meter Reading	1,834
Prior Meter Reading	1,581
Difference	253
Multiplier	1.035802
Total Usage	262.000000 Therms
Serial	Y

Gas Procurement Costs (\$/Therm)

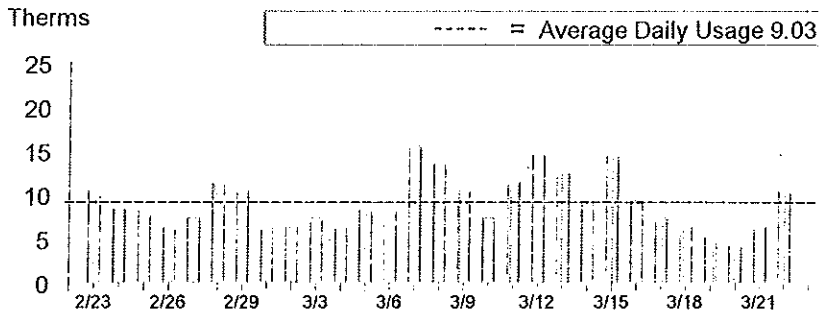
02/23/2016 - 02/29/2016	\$0.40891
03/01/2016 - 03/22/2016	\$0.13899

Additional Messages

Customer Charge To help deliver safe, reliable and affordable gas service to your business, PG&E charges a customer fee which is based on your highest average daily gas usage within the past 12 months. For the billing period ending on 01/21/2016, your highest average daily gas usage was 20.1 therms.

✓ 1-591-00-0087
Pd. 03/30/16
CK 93108

Gas Usage This Period: 262.000000 Therms, 29 billing days





ENERGY STATEMENT

www.pge.com/MyEnergy

Account No: 2664600004-7
Statement Date: 03/23/2016
Due Date: 04/11/2016

Details of Gas Charges

02/23/2016 - 03/22/2016 (29 billing days)

Service For: 890 W BELMONT AVE
Service Agreement ID: 2664600103 ZOO RAIN FOREST WATER HEATER
Rate Schedule: GNR1 Gas Service to Small Commercial Customers

02/23/2016 - 02/29/2016

Customer Charge	7 days @ \$1.66489	\$11.65
Gas Charges		
First 4,000 Therms/month	374.620690 Therms @ \$1.00458	376.34
Gas PPP Surcharge (\$0.04371/Therm)		16.37
Fresno Recovery Fee		3.88

03/01/2016 - 03/22/2016

Customer Charge	22 days @ \$1.66489	\$36.63
Gas Charges		
First 4,000 Therms/month	1,177.379310 Therms @ \$0.73466	864.97
Gas PPP Surcharge (\$0.04371/Therm)		51.46
Fresno Recovery Fee		9.02

Total Gas Charges

\$1,370.32 ✓ 1-5191-00-0087

-Pd. 03/30/16

OK. 93108

Service Information

Meter #	44771232
Current Meter Reading	16,528
Prior Meter Reading	15,030
Difference	1,498
Multiplier	1.035802
Total Usage	1,552.000000 Therms
Serial	Y

Gas Procurement Costs (\$/Therm)

02/23/2016 - 02/29/2016	\$0.40891
03/01/2016 - 03/22/2016	\$0.13899

Additional Messages

Customer Charge To help deliver safe, reliable and affordable gas service to your business, PG&E charges a customer fee which is based on your highest average daily gas usage within the past 12 months. For the billing period ending on 01/21/2016, your highest average daily gas usage was 72.0 therms.

Gas Usage This Period: 1,552.000000 Therms, 29 billing days

