



Fresno Chaffee Zoo • 894 West Belmont Avenue • Fresno, California 93728  
 Phone (559) 498-5910 • Fax (559) 264-9226

## Disbursement Claim for Measure Z Funds

Disbursement Claim #: 2017-05

Claim Submission Date: 06/12/17

### Request Details

Invoice Date or Date Range (if multiple invoices)	Approved Monthly Budget Covering Invoiced Month(s)	Variance Explanation	Description	Amount Requested
5/1/17-5/31/17	\$ 258,302.94		Animal Dept. Salary & Benefits <span style="border: 1px solid red; padding: 2px;">12/</span>	\$ 243,409.49
5/1/17-5/31/17	\$ 31,065.97		Veterinary Dept. Salary & Benefits <span style="border: 1px solid red; padding: 2px;">14/</span>	\$ 25,995.49
5/1/17-5/31/17	\$ 33,333.33	Timing of invoices	Animal Feed <span style="border: 1px solid red; padding: 2px;">15/</span>	\$ 53,793.52
5/1/17-5/31/17	\$ 52,083.33		Utilities (Gas & Electric) <span style="border: 1px solid red; padding: 2px;">37/</span>	\$ 51,437.77
	\$ 10.00		Wire Fee	\$ 10.00
				\$ 374,646.27 <span style="color: red;">↓</span>
				\$ (10.00)
	\$ 374,795.57		TOTAL AMOUNT REQUESTED	\$ 374,636.27 <span style="color: red;">↓</span>

243,409.490	+
25,995.490	+
53,793.520	+
51,437.770	+
10.000	=
374,646.270	+
-10.000	=

# Fresno's Chaffee Zoo Corporation

## Income Statement

May 2017 ✓

Ties to attached GL

	2017 Budget	May Budget	May Measure Z	May Actual	YTD Budget	YTD Measure Z	YTD Actual
<b>REVENUE</b>							
<b>Self-Generated Revenue</b>							
Admissions							
Admissions	\$0.00	\$0.00	\$0.00	\$0.00	\$0.00	\$0.00	\$0.00
Admissions-Special Events	\$13,000.00	\$1,083.33	\$0.00	\$0.00	\$5,416.65	\$0.00	\$0.00
Admissions-Visitor Services	\$4,290,500.00	\$586,000.00	\$0.00	\$429,483.15	\$2,226,500.00	\$0.00	\$1,799,761.17
Combo Tickets - Adults	\$0.00	\$0.00	\$0.00	\$0.00	\$0.00	\$0.00	\$0.00
Combo Tickets - Child/Senior	\$0.00	\$0.00	\$0.00	\$0.00	\$0.00	\$0.00	\$0.00
Over and Under	\$0.00	\$0.00	\$0.00	\$0.00	\$0.00	\$0.00	\$0.00
Over and Under-Visitor Services	\$0.00	\$0.00	\$0.00	\$231.96	\$0.00	\$0.00	\$720.91
<b>Total Admissions</b>	<b>\$4,303,500.00</b>	<b>\$587,083.33</b>	<b>\$0.00</b>	<b>\$429,715.11</b>	<b>\$2,231,916.65</b>	<b>\$0.00</b>	<b>\$1,800,482.08</b>
Adopt an Animal							
Adopt An Animal	\$0.00	\$0.00	\$0.00	\$0.00	\$0.00	\$0.00	\$0.00
Adopt An Animal-Development	\$40,000.00	\$2,500.00	\$0.00	\$830.00	\$25,000.00	\$0.00	\$17,150.00
<b>Total Adopt an Animal</b>	<b>\$40,000.00</b>	<b>\$2,500.00</b>	<b>\$0.00</b>	<b>\$830.00</b>	<b>\$25,000.00</b>	<b>\$0.00</b>	<b>\$17,150.00</b>
Board Designated for Endow							
Board Designated Endowment Income	\$0.00	\$0.00	\$0.00	\$0.00	\$0.00	\$0.00	\$0.00
Board Designated Endowment Income-Deve	\$50,000.00	\$0.00	\$0.00	\$700.00	\$12,500.00	\$0.00	\$1,880.00
Endowment Trust Fund	\$0.00	\$0.00	\$0.00	\$0.00	\$0.00	\$0.00	\$0.00
<b>Total Board Designated for Endowment</b>	<b>\$50,000.00</b>	<b>\$0.00</b>	<b>\$0.00</b>	<b>\$700.00</b>	<b>\$12,500.00</b>	<b>\$0.00</b>	<b>\$1,880.00</b>
Education							
After School Programs	\$0.00	\$0.00	\$0.00	\$0.00	\$0.00	\$0.00	\$0.00
After School Programs-Education	\$0.00	\$0.00	\$0.00	\$0.00	\$0.00	\$0.00	\$0.00
Annual Dues	\$0.00	\$0.00	\$0.00	\$0.00	\$0.00	\$0.00	\$0.00
Annual Dues-Education	\$0.00	\$0.00	\$0.00	\$0.00	\$0.00	\$0.00	\$0.00
Annual Dues-Volunteer	\$1,000.00	\$83.33	\$0.00	\$0.00	\$416.65	\$0.00	\$1,980.00
Camp Scholarships	\$0.00	\$0.00	\$0.00	\$0.00	\$0.00	\$0.00	\$0.00
Camp Scholarships-Education	\$0.00	\$0.00	\$0.00	\$0.00	\$0.00	\$0.00	\$0.00
Class Fees	\$0.00	\$0.00	\$0.00	\$0.00	\$0.00	\$0.00	\$0.00

2017-05 Part 1 Page 3 of 39

# Fresno's Chaffee Zoo Corporation

## Income Statement

### May 2017

	2017 Budget	May Budget	May Measure Z	May Actual	YTD Budget	YTD Measure Z	YTD Actual
Class Fees-Education	\$0.00	\$0.00	\$0.00	\$0.00	\$0.00	\$0.00	\$0.00
Class Fees-Volunteer	\$3,500.00	\$291.67	\$0.00	\$270.00	\$1,458.31	\$0.00	\$390.00
Cookbook Sales	\$0.00	\$0.00	\$0.00	\$0.00	\$0.00	\$0.00	\$0.00
Cookbook Sales-Volunteer	\$0.00	\$0.00	\$0.00	\$0.00	\$0.00	\$0.00	\$0.00
Docent Activities	\$0.00	\$0.00	\$0.00	\$0.00	\$0.00	\$0.00	\$0.00
Docent Activities-Volunteer	\$3,000.00	\$250.00	\$0.00	\$1,602.00	\$1,250.00	\$0.00	\$7,484.00
Education-General Income	\$0.00	\$0.00	\$0.00	\$0.00	\$0.00	\$0.00	\$0.00
Education-General Income-Education	\$0.00	\$0.00	\$0.00	\$0.00	\$0.00	\$0.00	\$0.00
Docent Fundraising Income	\$0.00	\$0.00	\$0.00	\$0.00	\$0.00	\$0.00	\$0.00
Docent Fundraising Income-Volunteer	\$0.00	\$0.00	\$0.00	\$0.00	\$0.00	\$0.00	\$0.00
Grants	\$0.00	\$0.00	\$0.00	\$0.00	\$0.00	\$0.00	\$0.00
Grants-Education	\$0.00	\$0.00	\$0.00	\$0.00	\$0.00	\$0.00	\$0.00
Junior University Income	\$0.00	\$0.00	\$0.00	\$0.00	\$0.00	\$0.00	\$0.00
Junior University Income-Education	\$0.00	\$0.00	\$0.00	\$0.00	\$0.00	\$0.00	\$0.00
Overnight Income	\$0.00	\$0.00	\$0.00	\$0.00	\$0.00	\$0.00	\$0.00
Overnight Income-Education	\$16,000.00	\$1,000.00	\$0.00	\$0.00	\$6,500.00	\$0.00	\$1,600.00
Scout Guide-Education	\$10,000.00	\$833.33	\$0.00	\$1,074.00	\$4,166.65	\$0.00	\$3,480.00
Service Income	\$0.00	\$0.00	\$0.00	\$0.00	\$0.00	\$0.00	\$0.00
Service Income-Education	\$0.00	\$0.00	\$0.00	\$0.00	\$0.00	\$0.00	\$0.00
Service Income-Volunteer	\$0.00	\$0.00	\$0.00	\$0.00	\$0.00	\$0.00	\$0.00
Teacher Resource Guide Income	\$0.00	\$0.00	\$0.00	\$0.00	\$0.00	\$0.00	\$0.00
Teacher Training Workshop Income	\$0.00	\$0.00	\$0.00	\$0.00	\$0.00	\$0.00	\$0.00
Teacher Training Workshop Income-Education	\$0.00	\$0.00	\$0.00	\$0.00	\$0.00	\$0.00	\$0.00
Trip Income	\$0.00	\$0.00	\$0.00	\$0.00	\$0.00	\$0.00	\$0.00
Trip Income-Education	\$0.00	\$0.00	\$0.00	\$0.00	\$0.00	\$0.00	\$0.00
Trip Income-Volunteer	\$0.00	\$0.00	\$0.00	\$0.00	\$0.00	\$0.00	\$0.00
Uniform Income	\$0.00	\$0.00	\$0.00	\$0.00	\$0.00	\$0.00	\$0.00
Uniform Income-Volunteer	\$2,000.00	\$166.67	\$0.00	\$0.00	\$833.31	\$0.00	\$45.00
Wild Connections Lab Income	\$0.00	\$0.00	\$0.00	\$0.00	\$0.00	\$0.00	\$0.00
Wild Connections Lab Income-Education	\$56,000.00	\$7,750.00	\$0.00	\$11,653.50	\$33,750.00	\$0.00	\$42,006.50
Zoo Adventures Camp Income	\$0.00	\$0.00	\$0.00	\$0.00	\$0.00	\$0.00	\$0.00
Zoo Adventures Camp Income-Education	\$200,000.00	\$2,500.00	\$0.00	\$195.00	\$22,500.00	\$0.00	\$22,113.00

# Fresno's Chaffee Zoo Corporation

## Income Statement

### May 2017

	2017 Budget	May Budget	May Measure Z	May Actual	YTD Budget	YTD Measure Z	YTD Actual
Zoo Boo Haunted House Income	\$0.00	\$0.00	\$0.00	\$0.00	\$0.00	\$0.00	\$0.00
Zoo Preview Income	\$0.00	\$0.00	\$0.00	\$0.00	\$0.00	\$0.00	\$0.00
Zoo Preview Income-Volunteer	\$3,600.00	\$300.00	\$0.00	\$1,089.00	\$1,500.00	\$0.00	\$2,223.00
Zoo School Income	\$0.00	\$0.00	\$0.00	\$0.00	\$0.00	\$0.00	\$0.00
Zoo Talks Income	\$0.00	\$0.00	\$0.00	\$0.00	\$0.00	\$0.00	\$0.00
Zoo Talks Income-Education	\$5,000.00	\$1,000.00	\$0.00	\$55.00	\$1,750.00	\$0.00	\$440.00
Zoopeteer Income	\$0.00	\$0.00	\$0.00	\$0.00	\$0.00	\$0.00	\$0.00
Zoopeteer Income-Education	\$0.00	\$0.00	\$0.00	\$0.00	\$0.00	\$0.00	\$0.00
Zoopeteer Income-Volunteer	\$0.00	\$0.00	\$0.00	\$0.00	\$0.00	\$0.00	\$0.00
Camp Scholarships-Res	\$0.00	\$0.00	\$0.00	\$0.00	\$0.00	\$0.00	\$0.00
Camp Scholarships-Education	\$3,000.00	\$250.00	\$0.00	\$0.00	\$1,249.96	\$0.00	\$13.00
Grants-Res	\$0.00	\$0.00	\$0.00	\$0.00	\$0.00	\$0.00	\$0.00
Grants-Education	\$7,000.00	\$583.33	\$0.00	\$0.00	\$2,916.65	\$0.00	\$0.00
Grants-Volunteer	\$0.00	\$0.00	\$0.00	\$0.00	\$0.00	\$0.00	\$3,000.00
Grants-Perm	\$0.00	\$0.00	\$0.00	\$0.00	\$0.00	\$0.00	\$0.00
Tot Income	\$0.00	\$0.00	\$0.00	\$0.00	\$0.00	\$0.00	\$0.00
Tot Income-Volunteer	\$4,500.00	\$375.00	\$0.00	\$1,448.00	\$1,875.00	\$0.00	\$5,228.00
Tot Time Income	\$0.00	\$0.00	\$0.00	\$0.00	\$0.00	\$0.00	\$0.00
Tot Time Income-Education	\$8,000.00	\$900.00	\$0.00	\$1,511.00	\$4,300.00	\$0.00	\$4,985.00
Zoomobile Income	\$0.00	\$0.00	\$0.00	\$0.00	\$0.00	\$0.00	\$0.00
Zoomobile Income-Education	\$50,000.00	\$8,500.00	\$0.00	\$7,274.06	\$31,000.00	\$0.00	\$12,995.12
Behind the Scenes-Education	\$60,000.00	\$10,750.00	\$0.00	\$3,777.00	\$31,250.00	\$0.00	\$19,027.00
Facility Rental-Education	\$3,000.00	\$250.00	\$0.00	\$550.00	\$1,250.00	\$0.00	\$2,050.00
Miscellaneous Income-Education	\$0.00	\$0.00	\$0.00	\$0.00	\$0.00	\$0.00	\$0.00
Uniform-Teen Payment- Volunteer	\$0.00	\$0.00	\$0.00	\$0.00	\$0.00	\$0.00	\$0.00
<b>Total Education</b>	<b>\$435,600.00</b>	<b>\$35,783.33</b>	<b>\$0.00</b>	<b>\$30,498.56</b>	<b>\$147,966.53</b>	<b>\$0.00</b>	<b>\$129,059.62</b>
<b>Food Services</b>							
Concessions Commission	\$0.00	\$0.00	\$0.00	\$0.00	\$0.00	\$0.00	\$0.00
Concessions Commission-Administration	\$741,000.00	\$89,500.00	\$0.00	\$0.00	\$367,500.00	\$0.00	\$241,507.61
Concessions Commission-Development	\$0.00	\$0.00	\$0.00	\$0.00	\$0.00	\$0.00	\$0.00
<b>Total Food Services</b>	<b>\$741,000.00</b>	<b>\$89,500.00</b>	<b>\$0.00</b>	<b>\$0.00</b>	<b>\$367,500.00</b>	<b>\$0.00</b>	<b>\$241,507.61</b>

# Fresno's Chaffee Zoo Corporation

## Income Statement

### May 2017

	2017 Budget	May Budget	May Measure Z	May Actual	YTD Budget	YTD Measure Z	YTD Actual
<b>Gift Shop</b>							
Gift Shop Income	\$0.00	\$0.00	\$0.00	\$0.00	\$0.00	\$0.00	\$0.00
Gift Shop Commission	\$0.00	\$0.00	\$0.00	\$0.00	\$0.00	\$0.00	\$0.00
Gift Shop Commission-Administration	\$503,500.00	\$62,000.00	\$0.00	\$0.00	\$251,500.00	\$0.00	\$177,610.13
<b>Total Gift Shop</b>	<b>\$503,500.00</b>	<b>\$62,000.00</b>	<b>\$0.00</b>	<b>\$0.00</b>	<b>\$251,500.00</b>	<b>\$0.00</b>	<b>\$177,610.13</b>
<b>Giraffe Feeding</b>							
Giraffe Feeding Income	\$0.00	\$0.00	\$0.00	\$0.00	\$0.00	\$0.00	\$0.00
Giraffe Feeding Income-Education	\$460,000.00	\$61,000.00	\$0.00	\$66,383.73	\$228,000.00	\$0.00	\$262,709.12
Giraffe Feeding Income-Visitor Services	\$0.00	\$0.00	\$0.00	\$0.00	\$0.00	\$0.00	\$0.00
<b>Total Giraffe Feeding</b>	<b>\$460,000.00</b>	<b>\$61,000.00</b>	<b>\$0.00</b>	<b>\$66,383.73</b>	<b>\$228,000.00</b>	<b>\$0.00</b>	<b>\$262,709.12</b>
<b>Grants/Fundraising</b>							
Annual Fund	\$0.00	\$0.00	\$0.00	\$0.00	\$0.00	\$0.00	\$0.00
Conservation Income-Animal	\$0.00	\$0.00	\$0.00	\$0.00	\$0.00	\$0.00	\$0.00
Conservation Income-Development	\$0.00	\$0.00	\$0.00	\$4,611.37	\$0.00	\$0.00	\$7,052.30
Conservation Income-Education	\$0.00	\$0.00	\$0.00	\$0.00	\$0.00	\$0.00	\$0.00
Donations	\$0.00	\$0.00	\$0.00	\$0.00	\$0.00	\$0.00	\$0.00
Donations-Marketing	\$0.00	\$0.00	\$0.00	\$0.00	\$0.00	\$0.00	\$0.00
Donations-Development	\$400,000.00	\$30,000.00	\$0.00	\$4,718.92	\$110,000.00	\$0.00	\$29,536.76
Donations-Special Events	\$0.00	\$0.00	\$0.00	\$0.00	\$0.00	\$0.00	\$40.00
Donations-Education	\$500.00	\$41.67	\$0.00	\$0.04	\$208.31	\$0.00	\$255.54
Donations-Volunteer	\$0.00	\$0.00	\$0.00	\$0.00	\$0.00	\$0.00	\$0.00
In-Kind Contributions	\$0.00	\$0.00	\$0.00	\$0.00	\$0.00	\$0.00	\$0.00
In-Kind Contributions-Development	\$0.00	\$0.00	\$0.00	\$0.00	\$0.00	\$0.00	\$0.00
In-Kind Contributions - Volunteer	\$0.00	\$0.00	\$0.00	\$0.00	\$0.00	\$0.00	\$0.00
New Sea Lion Exhibit Fundraising Income	\$0.00	\$0.00	\$0.00	\$0.00	\$0.00	\$0.00	\$18.00
Annual Fund-Res	\$0.00	\$0.00	\$0.00	\$0.00	\$0.00	\$0.00	\$0.00
Conservation Income-Development	\$0.00	\$0.00	\$0.00	\$0.00	\$0.00	\$0.00	\$1,900.00
Conservation Income-Veterinary	\$150.00	\$12.50	\$0.00	\$0.00	\$62.50	\$0.00	\$70.00
Donations-Res	\$0.00	\$0.00	\$0.00	\$0.00	\$0.00	\$0.00	\$0.00

**Fresno's Chaffee Zoo Corporation**  
**Income Statement**  
 May 2017

	2017 Budget	May Budget	May Measure Z	May Actual	YTD Budget	YTD Measure Z	YTD Actual
Donations-Marketing	\$0.00	\$0.00	\$0.00	\$0.00	\$0.00	\$0.00	\$0.00
Donations-Res-Development	\$0.00	\$0.00	\$0.00	\$15,119.74	\$0.00	\$0.00	\$87,181.29
Donations-Education	\$0.00	\$0.00	\$0.00	\$0.00	\$0.00	\$0.00	\$0.00
In-Kind Contributions-Res	\$0.00	\$0.00	\$0.00	\$0.00	\$0.00	\$0.00	\$0.00
New Sea Lion Exhibit Fundraising Income-	\$0.00	\$0.00	\$0.00	\$0.00	\$0.00	\$0.00	\$0.00
Donations-Perm	\$0.00	\$0.00	\$0.00	\$0.00	\$0.00	\$0.00	\$0.00
Donations-Perm Restricted Education	\$0.00	\$0.00	\$0.00	\$0.00	\$0.00	\$0.00	\$0.00
Docent Education Fund	\$0.00	\$0.00	\$0.00	\$0.00	\$0.00	\$0.00	\$0.00
Pay Loader Kiddie Ride-Development	\$0.00	\$0.00	\$0.00	\$0.00	\$0.00	\$0.00	\$0.00
Pay Loader Ride-Africa-Development	\$0.00	\$0.00	\$0.00	\$0.00	\$0.00	\$0.00	\$0.50
<b>Total Grants/Fundraising</b>	<b>\$400,650.00</b>	<b>\$30,054.17</b>	<b>\$0.00</b>	<b>\$24,450.07</b>	<b>\$110,270.81</b>	<b>\$0.00</b>	<b>\$126,054.39</b>
<b>Group Event/Facility Rental</b>							
Facility Rental	\$0.00	\$0.00	\$0.00	\$0.00	\$0.00	\$0.00	\$0.00
Facility Rental-Special Events	\$480,000.00	\$80,000.00	\$0.00	\$86,081.01	\$155,000.00	\$0.00	\$184,960.73
<b>Total Group Event/Facility Rental</b>	<b>\$480,000.00</b>	<b>\$80,000.00</b>	<b>\$0.00</b>	<b>\$86,081.01</b>	<b>\$155,000.00</b>	<b>\$0.00</b>	<b>\$184,960.73</b>
<b>Interest Income</b>							
Interest Income	\$375,000.00	\$15,000.00	\$0.00	\$0.00	\$75,000.00	\$0.00	\$46,600.84
Interest Income-Administration	\$0.00	\$0.00	\$0.00	\$0.00	\$0.00	\$0.00	\$0.00
Interest Income-Perm	\$2,500.00	\$208.33	\$0.00	\$0.00	\$1,041.65	\$0.00	\$128.22
<b>Total Interest Income</b>	<b>\$377,500.00</b>	<b>\$15,208.33</b>	<b>\$0.00</b>	<b>\$0.00</b>	<b>\$76,041.65</b>	<b>\$0.00</b>	<b>\$46,729.06</b>
<b>Investment Income</b>							
Investment Income	\$0.00	\$0.00	\$0.00	\$0.00	\$0.00	\$0.00	\$444,404.29
Investment Gain/Loss Unrealized	\$0.00	\$0.00	\$0.00	\$0.00	\$0.00	\$0.00	\$0.00
Investment Gain/Loss Realized	\$0.00	\$0.00	\$0.00	\$0.00	\$0.00	\$0.00	\$0.00
Investment Income-Res	\$0.00	\$0.00	\$0.00	\$0.00	\$0.00	\$0.00	\$0.00
Investment Gain/Loss Unrealized-Res	\$0.00	\$0.00	\$0.00	\$0.00	\$0.00	\$0.00	\$0.00
Investment Gain/Loss Realized-Res	\$0.00	\$0.00	\$0.00	\$0.00	\$0.00	\$0.00	\$0.00
Investment Income	\$0.00	\$0.00	\$0.00	\$0.00	\$0.00	\$0.00	\$2,635.36
Investment Gain/Loss Unrealized-Perm	\$0.00	\$0.00	\$0.00	\$0.00	\$0.00	\$0.00	\$0.00

2017-05 Part Page 7 of 39

**Fresno's Chaffee Zoo Corporation**  
**Income Statement**  
 May 2017

	2017 Budget	May Budget	May Measure Z	May Actual	YTD Budget	YTD Measure Z	YTD Actual
Investment Gain/Loss Realized-Perm	\$0.00	\$0.00	\$0.00	\$0.00	\$0.00	\$0.00	\$0.00
Total Investment Income	\$0.00	\$0.00	\$0.00	\$0.00	\$0.00	\$0.00	\$447,039.65
<b>Membership</b>							
Corporate Membership	\$0.00	\$0.00	\$0.00	\$0.00	\$0.00	\$0.00	\$0.00
Membership Income	\$0.00	\$0.00	\$0.00	\$0.00	\$0.00	\$0.00	\$0.00
Membership Income-Membership	\$1,250,000.00	\$115,000.00	\$0.00	\$109,073.45	\$642,000.00	\$0.00	\$649,749.95
Total Membership	\$1,250,000.00	\$115,000.00	\$0.00	\$109,073.45	\$642,000.00	\$0.00	\$649,749.95
<b>Special Events</b>							
Boutique Sales	\$0.00	\$0.00	\$0.00	\$0.00	\$0.00	\$0.00	\$0.00
Corporate Tent Income	\$0.00	\$0.00	\$0.00	\$0.00	\$0.00	\$0.00	\$0.00
Exhibitor Booth Income	\$0.00	\$0.00	\$0.00	\$0.00	\$0.00	\$0.00	\$0.00
Exhibitor Booth Income-Special Events	\$4,500.00	\$0.00	\$0.00	\$0.00	\$0.00	\$0.00	\$150.00
Raffle Ticket Income	\$0.00	\$0.00	\$0.00	\$0.00	\$0.00	\$0.00	\$0.00
Raffle Ticket Income-Special Events	\$0.00	\$0.00	\$0.00	\$0.00	\$0.00	\$0.00	\$0.00
San Joaquin Photo-Special Events	\$0.00	\$0.00	\$0.00	\$0.00	\$0.00	\$0.00	\$0.00
Script Sales	\$0.00	\$0.00	\$0.00	\$0.00	\$0.00	\$0.00	\$0.00
Script Sales-Special Events	\$9,000.00	\$0.00	\$0.00	\$0.00	\$0.00	\$0.00	\$0.00
Auction Income	\$0.00	\$0.00	\$0.00	\$0.00	\$0.00	\$0.00	\$0.00
Auction Income-Special Events	\$35,000.00	\$0.00	\$0.00	\$0.00	\$0.00	\$0.00	\$0.00
Special Event Income	\$0.00	\$0.00	\$0.00	\$0.00	\$0.00	\$0.00	\$0.00
Special Event Income-Special Events	\$528,500.00	\$0.00	\$0.00	\$0.00	\$45,000.00	\$0.00	\$42,848.26
Sponsorships	\$0.00	\$0.00	\$0.00	\$0.00	\$0.00	\$0.00	\$0.00
Sponsorships-Development	\$0.00	\$0.00	\$0.00	\$0.00	\$0.00	\$0.00	\$0.00
Sponsorships-Special Events	\$125,000.00	\$4,000.00	\$0.00	\$0.00	\$19,500.00	\$0.00	\$1,000.00
Sponsorships-Education	\$0.00	\$0.00	\$0.00	\$0.00	\$0.00	\$0.00	\$0.00
ZooLights 3D Glasses Income-Special Even	\$4,500.00	\$0.00	\$0.00	\$0.00	\$0.00	\$0.00	\$0.00
Special Event Income-Res	\$0.00	\$0.00	\$0.00	\$0.00	\$0.00	\$0.00	\$0.00
Sponsorships-Res	\$0.00	\$0.00	\$0.00	\$0.00	\$0.00	\$0.00	\$0.00
Sponsorships-Development	\$25,000.00	\$0.00	\$0.00	\$0.00	\$0.00	\$0.00	\$25,000.00
Sponsorships-Special Events	\$0.00	\$0.00	\$0.00	\$4,500.00	\$0.00	\$0.00	\$4,500.00

# Fresno's Chaffee Zoo Corporation

## Income Statement

### May 2017

	2017 Budget	May Budget	May Measure Z	May Actual	YTD Budget	YTD Measure Z	YTD Actual
Sponsorships-Education	\$5,000.00	\$416.67	\$0.00	\$0.00	\$2,083.31	\$0.00	\$0.00
Total Special Events	\$736,500.00	\$4,416.67	\$0.00	\$4,500.00	\$66,583.31	\$0.00	\$73,498.26
Stingray Exhibit							
Stingray Admissions	\$0.00	\$0.00	\$0.00	\$0.00	\$0.00	\$0.00	\$0.00
Stingray Admissions-Education	\$313,500.00	\$47,000.00	\$0.00	\$39,005.73	\$164,500.00	\$0.00	\$141,301.26
Stingray Admissions-Visitor Services	\$0.00	\$0.00	\$0.00	\$0.00	\$0.00	\$0.00	\$0.00
Stingray Feeding Income	\$0.00	\$0.00	\$0.00	\$0.00	\$0.00	\$0.00	\$0.00
Stingray Feeding Income-Education	\$37,500.00	\$5,000.00	\$0.00	\$3,954.00	\$16,750.00	\$0.00	\$14,011.00
Stingray Feeding Income-Visitor Services	\$0.00	\$0.00	\$0.00	\$0.00	\$0.00	\$0.00	\$0.00
Total Stingray Exhibit	\$351,000.00	\$52,000.00	\$0.00	\$42,959.73	\$181,250.00	\$0.00	\$155,312.26
Other							
Biofacts	\$0.00	\$0.00	\$0.00	\$0.00	\$0.00	\$0.00	\$0.00
Elephant Painting Income	\$0.00	\$0.00	\$0.00	\$0.00	\$0.00	\$0.00	\$0.00
Enrichment Income	\$0.00	\$0.00	\$0.00	\$0.00	\$0.00	\$0.00	\$0.00
Fundraising Pins Income-Development	\$0.00	\$0.00	\$0.00	\$15.00	\$0.00	\$0.00	\$15.00
Orang Research Income	\$0.00	\$0.00	\$0.00	\$0.00	\$0.00	\$0.00	\$0.00
Photography Lab Income	\$0.00	\$0.00	\$0.00	\$0.00	\$0.00	\$0.00	\$0.00
Poster Income-Development	\$0.00	\$0.00	\$0.00	\$0.00	\$0.00	\$0.00	\$0.00
Sales of Animals	\$0.00	\$0.00	\$0.00	\$0.00	\$0.00	\$0.00	\$0.00
Sales of Animals-Animals	\$0.00	\$0.00	\$0.00	\$0.00	\$0.00	\$0.00	\$0.00
Special Project Income	\$0.00	\$0.00	\$0.00	\$0.00	\$0.00	\$0.00	\$0.00
Zoo Career Workshop Income	\$0.00	\$0.00	\$0.00	\$0.00	\$0.00	\$0.00	\$0.00
Interfund Transfer	\$0.00	\$0.00	\$0.00	\$0.00	\$0.00	\$0.00	\$0.00
Net Assets Released from Restrictions	\$0.00	\$0.00	\$0.00	\$0.00	\$0.00	\$0.00	\$0.00
Enrichment Income-Development	\$0.00	\$0.00	\$0.00	\$0.00	\$0.00	\$0.00	\$565.00
Fundraising Pins Income-Development	\$0.00	\$0.00	\$0.00	\$0.00	\$0.00	\$0.00	\$10.00
Orang Research Income-Res	\$0.00	\$0.00	\$0.00	\$0.00	\$0.00	\$0.00	\$0.00
Special Project Income-Res	\$0.00	\$0.00	\$0.00	\$0.00	\$0.00	\$0.00	\$0.00
Interfund Transfer-Res	\$0.00	\$0.00	\$0.00	\$0.00	\$0.00	\$0.00	\$0.00
Net Assets Released from Restrictions-Res	\$0.00	\$0.00	\$0.00	\$0.00	\$0.00	\$0.00	\$0.00

2017-05 Partial Report





**Fresno's Chaffee Zoo Corporation**  
**Income Statement**  
 May 2017

	2017 Budget	May Budget	May Measure Z	May Actual	YTD Budget	YTD Measure Z	YTD Actual
City of Fresno-Administration	\$0.00	\$0.00	\$0.00	\$0.00	\$0.00	\$0.00	\$0.00
City of Fresno	\$0.00	\$0.00	\$0.00	\$0.00	\$0.00	\$0.00	\$0.00
Total City of Fresno	\$0.00	\$0.00	\$0.00	\$0.00	\$0.00	\$0.00	\$0.00
Measure Z-Capital Funds							
Measure Z Capital Income	\$0.00	\$0.00	\$0.00	\$10.00	\$0.00	\$0.00	\$301,367.81
Measure Z Capital Income-Res	\$0.00	\$0.00	\$0.00	\$0.00	\$0.00	\$0.00	\$0.00
Total Measure Z-Capital Funds	\$0.00	\$0.00	\$0.00	\$10.00	\$0.00	\$0.00	\$301,367.81
Measure Z Operating Funds							
Measure Z Operating Income	\$4,522,000.00	\$378,962.00	\$0.00	\$374,646.27	\$1,945,150.00	\$0.00	\$1,899,110.19
Measure Z Operating Income-Administratio	\$0.00	\$0.00	\$0.00	\$0.00	\$0.00	\$0.00	\$0.00
Measure Z Operating Income-Res	\$0.00	\$0.00	\$0.00	\$0.00	\$0.00	\$0.00	\$0.00
Transfer to/from Related Org							
Transfer to/from Related Organization	\$0.00	\$0.00	\$0.00	\$0.00	\$0.00	\$0.00	\$0.00
Transfer to/from Related Organization-Res	\$0.00	\$0.00	\$0.00	\$0.00	\$0.00	\$0.00	\$0.00
Transfer to/from Related Organization-Perm	\$0.00	\$0.00	\$0.00	\$0.00	\$0.00	\$0.00	\$0.00
Total Transfer to/from Related Org	\$0.00	\$0.00	\$0.00	\$0.00	\$0.00	\$0.00	\$0.00
Total Measure Z Operating Funds	\$4,522,000.00	\$378,962.00	\$0.00	\$374,646.27	\$1,945,150.00	\$0.00	\$1,899,110.19
<b>TOTAL REVENUE</b>	<b>\$14,720,250.00</b>	<b>\$1,520,232.84</b>	<b>\$0.00</b>	<b>\$1,184,213.78</b>	<b>\$6,465,053.88</b>	<b>\$0.00</b>	<b>\$6,540,011.50</b>

# Fresno's Chaffee Zoo Corporation

## Income Statement

### May 2017

	2017 Budget	May Budget	May Measure Z	May Actual	YTD Budget	YTD Measure Z	YTD Actual
<b>EXPENSES</b>							
<b>OPERATING EXPENSES</b>							
<b>Personnel Expenses</b>							
<b>Administration</b>							
Benefits-General	\$0.00	\$0.00	\$0.00	\$0.00	\$0.00	\$0.00	\$0.00
Benefits-Administration	\$127,200.00	\$7,950.00	\$0.00	\$9,406.52	\$55,650.00	\$0.00	\$47,218.36
Payroll Taxes	\$0.00	\$0.00	\$0.00	\$0.00	\$0.00	\$0.00	\$0.00
Payroll Taxes-Administration	\$65,950.00	\$5,276.00	\$0.00	\$3,826.49	\$26,050.25	\$0.00	\$19,086.17
Retirement Contribution-General	\$0.00	\$0.00	\$0.00	\$0.00	\$0.00	\$0.00	\$0.00
Retirement Contribution-Administration	\$17,120.00	\$1,369.60	\$0.00	\$1,166.66	\$6,762.40	\$0.00	\$6,375.67
Salaries-General	\$0.00	\$0.00	\$0.00	\$0.00	\$0.00	\$0.00	\$0.00
Salaries-Administration	\$808,100.00	\$64,648.00	\$0.00	\$50,867.19	\$319,199.50	\$0.00	\$253,645.75
Workers Comp-General	\$0.00	\$0.00	\$0.00	\$0.00	\$0.00	\$0.00	\$0.00
Workers Comp-Administration	\$8,718.00	\$697.44	\$0.00	\$323.86	\$3,443.61	\$0.00	\$1,616.36
<b>Total Administration</b>	<b>\$1,027,088.00</b>	<b>\$79,941.04</b>	<b>\$0.00</b>	<b>\$65,590.72</b>	<b>\$411,105.76</b>	<b>\$0.00</b>	<b>\$327,942.31</b>
<b>Animal</b>							
Benefits-Animal	\$462,214.00	\$28,888.38	\$32,692.51	\$32,692.51	\$202,218.60	\$163,799.21	\$163,799.21
Payroll Taxes-Animal	\$197,316.00	\$15,785.28	\$13,577.73	\$13,577.73	\$77,939.82	\$69,199.87	\$69,199.87
Retirement Contribution-Animal	\$47,783.00	\$3,822.64	\$4,148.06	\$4,148.06	\$18,874.28	\$20,388.56	\$20,388.56
Salaries-Animal	\$2,445,054.00	\$195,604.32	\$178,935.44	\$178,935.44	\$965,796.33	\$909,993.28	\$909,993.28
Workers Comp-Animal	\$177,529.00	\$14,202.32	\$14,055.75	\$14,055.75	\$70,123.95	\$72,157.32	\$72,157.32
<b>Total Animal</b>	<b>\$3,329,896.00</b>	<b>\$258,302.94</b>	<b>\$243,409.49</b>	<b>\$243,409.49</b>	<b>\$1,334,952.98</b>	<b>\$1,235,538.24</b>	<b>\$1,235,538.24</b>
<b>Education</b>							
Benefits-Education	\$118,588.00	\$7,411.75	\$0.00	\$7,121.83	\$51,882.25	\$0.00	\$34,208.94
Benefits-Volunteer	\$0.00	\$0.00	\$0.00	\$0.00	\$0.00	\$0.00	\$0.00
Payroll Taxes-Education	\$62,885.00	\$5,030.80	\$0.00	\$6,097.77	\$24,839.57	\$0.00	\$22,792.92
Payroll Taxes-Volunteer	\$0.00	\$0.00	\$0.00	\$0.00	\$0.00	\$0.00	\$0.00
Retirement Contribution-Education	\$9,697.00	\$775.76	\$0.00	\$673.73	\$3,830.31	\$0.00	\$4,012.64
Salaries-Education	\$829,614.00	\$66,369.12	\$0.00	\$59,726.13	\$327,697.53	\$0.00	\$279,068.90

2017-06-07 12 of 39

2/

**Fresno's Chaffee Zoo Corporation**  
**Income Statement**  
 May 2017

	2017 Budget	May Budget	May Measure Z	May Actual	YTD Budget	YTD Measure Z	YTD Actual
Salaries-Volunteer	\$0.00	\$0.00	\$0.00	\$0.00	\$0.00	\$0.00	\$0.00
Workers Comp-Education	\$88,856.00	\$7,108.48	\$0.00	\$4,415.63	\$35,098.12	\$0.00	\$21,273.26
Workers Comp-Volunteer	\$0.00	\$0.00	\$0.00	\$0.00	\$0.00	\$0.00	\$0.00
<b>Total Education</b>	<b>\$1,109,640.00</b>	<b>\$86,695.91</b>	<b>\$0.00</b>	<b>\$78,035.09</b>	<b>\$443,347.78</b>	<b>\$0.00</b>	<b>\$361,356.66</b>
<b>Maintenance/Horticulture</b>							
Benefits-Maintenance	\$121,259.00	\$7,578.69	\$0.00	\$10,169.38	\$53,050.79	\$0.00	\$48,203.40
Benefits-Horticulture	\$74,200.00	\$4,637.50	\$0.00	\$4,407.26	\$32,462.50	\$0.00	\$24,362.03
Payroll Taxes-Maintenance	\$35,968.00	\$2,877.44	\$0.00	\$7,211.43	\$14,207.36	\$0.00	\$17,468.99
Payroll Taxes-Horticulture	\$22,794.00	\$1,823.52	\$0.00	\$1,263.09	\$9,003.63	\$0.00	\$6,712.30
Retirement Contribution-Maintenance	\$7,283.00	\$582.64	\$0.00	\$347.87	\$2,876.78	\$0.00	\$2,037.67
Retirement Contribution-Horticulture	\$5,341.00	\$427.28	\$0.00	\$286.73	\$2,109.69	\$0.00	\$1,890.94
Salaries-Maintenance	\$445,580.00	\$35,646.40	\$0.00	\$29,581.67	\$176,004.10	\$0.00	\$163,593.19
Salaries-Horticulture	\$278,206.00	\$22,256.48	\$0.00	\$16,570.23	\$109,891.37	\$0.00	\$88,014.00
Workers Comp-Maintenance	\$32,699.00	\$2,615.92	\$0.00	\$2,393.04	\$12,916.10	\$0.00	\$13,202.57
Workers Comp-Horticulture	\$20,721.00	\$1,657.68	\$0.00	\$1,327.15	\$8,184.79	\$0.00	\$7,045.80
<b>Total Maintenance/Horticulture</b>	<b>\$1,044,051.00</b>	<b>\$80,103.55</b>	<b>\$0.00</b>	<b>\$73,557.85</b>	<b>\$420,707.11</b>	<b>\$0.00</b>	<b>\$372,530.89</b>
<b>Mcm/Dev/Marketing</b>							
Benefits-Marketing	\$80,217.00	\$5,013.56	\$0.00	\$2,348.77	\$35,094.94	\$0.00	\$11,506.97
Benefits-Membership	\$0.00	\$0.00	\$0.00	\$1,260.09	\$0.00	\$0.00	\$6,302.49
Benefits-Development	\$0.00	\$0.00	\$0.00	\$1,607.20	\$0.00	\$0.00	\$8,310.20
Benefits-Special Event	\$0.00	\$0.00	\$0.00	\$2,557.00	\$0.00	\$0.00	\$12,795.59
Payroll Taxes-Marketing	\$48,117.00	\$3,849.36	\$0.00	\$748.91	\$19,006.21	\$0.00	\$3,838.69
Payroll Taxes-Membership	\$0.00	\$0.00	\$0.00	\$669.27	\$0.00	\$0.00	\$3,268.20
Payroll Taxes-Development	\$0.00	\$0.00	\$0.00	\$672.88	\$0.00	\$0.00	\$3,327.03
Payroll Taxes-Special Events	\$0.00	\$0.00	\$0.00	\$1,604.82	\$0.00	\$0.00	\$7,024.11
Retirement Contribution-Marketing	\$15,746.00	\$1,259.68	\$0.00	\$312.97	\$6,219.67	\$0.00	\$1,665.47
Retirement Contribution-Membership	\$0.00	\$0.00	\$0.00	\$290.92	\$0.00	\$0.00	\$1,809.18
Retirement Contribution-Development	\$0.00	\$0.00	\$0.00	\$382.96	\$0.00	\$0.00	\$1,137.87
Retirement Contribution-Special Event	\$0.00	\$0.00	\$0.00	\$231.24	\$0.00	\$0.00	\$1,258.24
Salaries-Marketing	\$604,442.00	\$48,355.36	\$0.00	\$9,810.36	\$238,754.59	\$0.00	\$50,271.89

# Fresno's Chaffee Zoo Corporation

## Income Statement

### May 2017

	2017 Budget	May Budget	May Measure Z	May Actual	YTD Budget	YTD Measure Z	YTD Actual
Salaries-Membership	\$0.00	\$0.00	\$0.00	\$8,756.50	\$0.00	\$0.00	\$42,761.98
Salaries-Development	\$0.00	\$0.00	\$0.00	\$8,835.82	\$0.00	\$0.00	\$43,678.73
Salaries-Special Events	\$0.00	\$0.00	\$0.00	\$20,028.35	\$0.00	\$0.00	\$90,861.29
Workers Comp-Marketing	\$26,796.00	\$2,143.68	\$0.00	\$73.08	\$10,584.42	\$0.00	\$479.75
Workers Comp-Membership	\$0.00	\$0.00	\$0.00	\$58.29	\$0.00	\$0.00	\$298.42
Workers Comp-Development	\$0.00	\$0.00	\$0.00	\$48.96	\$0.00	\$0.00	\$242.02
Workers Comp-Special Events	\$0.00	\$0.00	\$0.00	\$1,596.54	\$0.00	\$0.00	\$7,238.96
Total Mem/Dev/Marketing	<u>\$775,318.00</u>	<u>\$60,621.64</u>	<u>\$0.00</u>	<u>\$61,894.93</u>	<u>\$309,659.83</u>	<u>\$0.00</u>	<u>\$298,077.08</u>
Operations							
Benefits-Operations	\$15,329.00	\$958.06	\$0.00	\$1,058.31	\$6,706.44	\$0.00	\$5,304.67
Payroll Taxes-Operations	\$5,412.00	\$432.96	\$0.00	\$416.62	\$2,137.74	\$0.00	\$2,097.68
Retirement Contribution-Operations	\$2,856.00	\$228.48	\$0.00	\$225.00	\$1,128.12	\$0.00	\$1,234.44
Salaries-Operations	\$71,392.00	\$5,711.36	\$0.00	\$5,546.16	\$28,199.84	\$0.00	\$28,124.92
Workers Comp-Operations	\$5,140.00	\$411.20	\$0.00	\$450.58	\$2,030.30	\$0.00	\$2,265.47
Total Operations	<u>\$100,129.00</u>	<u>\$7,742.06</u>	<u>\$0.00</u>	<u>\$7,696.67</u>	<u>\$40,202.44</u>	<u>\$0.00</u>	<u>\$39,027.18</u>
Veterinary							
Benefits-Veterinary	\$68,596.00	\$4,287.25	\$4,800.56	\$4,800.56	\$30,010.75	\$24,134.24	\$24,134.24
Payroll Taxes-Veterinary	\$23,234.00	\$1,858.72	\$1,370.66	\$1,370.66	\$9,177.43	\$8,522.64	\$8,522.64
Retirement Contribution-Veterinary	\$9,507.00	\$760.56	\$448.02	\$448.02	\$3,755.26	\$3,329.67	\$3,329.67
Salaries-Veterinary	\$281,710.00	\$22,536.80	\$17,917.28	\$17,917.28	\$111,275.45	\$111,448.07	\$111,448.07
Workers Comp-Veterinary	\$20,283.00	\$1,622.64	\$1,458.97	\$1,458.97	\$8,011.78	\$8,992.53	\$8,992.53
Total Veterinary	<u>\$403,330.00</u>	<u>\$31,065.97</u>	<u>\$25,995.49</u>	<u>\$25,995.49</u>	<u>\$162,230.67</u>	<u>\$156,427.15</u>	<u>\$156,427.15</u>
Visitor Services							
Benefits-Security	\$58,300.00	\$3,643.75	\$0.00	\$2,211.53	\$25,506.25	\$0.00	\$16,002.79
Benefits-Visitor Services	\$55,650.00	\$3,478.13	\$0.00	\$3,735.57	\$24,346.85	\$0.00	\$17,257.36
Payroll Taxes-Security	\$25,259.00	\$2,020.72	\$0.00	\$2,604.05	\$9,977.30	\$0.00	\$9,811.96
Payroll Taxes-Visitor Services	\$31,962.00	\$2,556.96	\$0.00	\$2,301.14	\$12,624.99	\$0.00	\$9,749.32
Retirement Contribution-Security	\$6,379.00	\$510.32	\$0.00	\$333.06	\$2,519.70	\$0.00	\$2,329.46
Retirement Contribution-Visitor Services	\$5,339.00	\$427.12	\$0.00	\$415.31	\$2,108.90	\$0.00	\$1,976.47

2017-05-14 09:39

2/



# Fresno's Chaffee Zoo Corporation

## Income Statement

### May 2017

	2017 Budget	May Budget	May Measure Z	May Actual	YTD Budget	YTD Measure Z	YTD Actual
Antivenin-Animal	\$7,725.00	\$643.75	\$0.00	\$0.00	\$3,218.75	\$0.00	\$0.00
Total Animal Services	<u>\$484,725.00</u>	<u>\$40,393.75</u>	<u>\$53,793.52</u>	<u>\$57,288.23</u>	<u>\$201,968.67</u>	<u>\$170,057.43</u>	<u>\$179,035.22</u>
Computer/Software							
Computer Maint Agrmt	\$0.00	\$0.00	\$0.00	\$0.00	\$0.00	\$0.00	\$2,489.18
Computer Maint Agrmt-Animals	\$0.00	\$0.00	\$0.00	\$0.00	\$0.00	\$0.00	\$0.00
Computer Maint Agrmt-Marketing	\$4,800.00	\$400.00	\$0.00	\$0.00	\$2,000.00	\$0.00	\$489.00
Computer Maint Agrmt-Membership	\$3,300.00	\$275.00	\$0.00	\$0.00	\$1,375.00	\$0.00	\$2,629.90
Computer Maint Agrmt-Special Events	\$0.00	\$0.00	\$0.00	\$0.00	\$0.00	\$0.00	\$0.00
Computer Maint Agrmt-Education	\$5,200.00	\$433.34	\$0.00	\$0.00	\$2,166.62	\$0.00	\$0.00
Computer Maint Agrmt-Volunteer	\$0.00	\$0.00	\$0.00	\$0.00	\$0.00	\$0.00	\$0.00
Computer Maint Agrmt-Security	\$0.00	\$0.00	\$0.00	\$0.00	\$0.00	\$0.00	\$295.00
Computer Maint Agrmt-Visitor Services	\$11,000.00	\$0.00	\$0.00	\$0.00	\$0.00	\$0.00	\$0.00
Computer Maint Agrmt-Administration	\$8,750.00	\$0.00	\$0.00	\$0.00	\$8,600.00	\$0.00	\$6,980.52
Computer Maint Agrmt-Human Resource	\$6,000.00	\$6,000.00	\$0.00	\$3,025.00	\$6,000.00	\$0.00	\$3,025.00
Computer Maint Agrmt-Finance	\$0.00	\$0.00	\$0.00	\$0.00	\$0.00	\$0.00	\$0.00
Computer Hardware	\$3,500.00	\$291.67	\$0.00	\$6,274.00	\$1,458.31	\$0.00	\$6,274.00
Computer Hardware-Maintenance	\$0.00	\$0.00	\$0.00	\$0.00	\$0.00	\$0.00	\$0.00
Computer Hardware-Horticulture	\$0.00	\$0.00	\$0.00	\$0.00	\$0.00	\$0.00	\$0.00
Computer Hardware-Animal	\$2,000.00	\$166.67	\$0.00	\$0.00	\$833.31	\$0.00	\$0.00
Computer Hardware-Marketing	\$3,000.00	\$250.00	\$0.00	\$0.00	\$1,250.00	\$0.00	\$127.80
Computer Hardware-Membership	\$1,000.00	\$83.33	\$0.00	\$0.00	\$416.65	\$0.00	\$0.00
Computer Hardware-Development	\$500.00	\$41.67	\$0.00	\$0.00	\$208.31	\$0.00	\$0.00
Computer Hardware-Special Events	\$0.00	\$0.00	\$0.00	\$0.00	\$0.00	\$0.00	\$0.00
Computer Hardware-Education	\$3,000.00	\$250.00	\$0.00	\$0.00	\$1,250.00	\$0.00	\$0.00
Computer Hardware-Volunteer	\$800.00	\$66.67	\$0.00	\$0.00	\$333.31	\$0.00	\$0.00
Computer Hardware-Veterinary	\$0.00	\$0.00	\$0.00	\$0.00	\$0.00	\$0.00	\$277.03
Computer Hardware-Security	\$0.00	\$0.00	\$0.00	\$0.00	\$0.00	\$0.00	\$0.00
Computer Hardware-Visitor Services	\$0.00	\$0.00	\$0.00	\$0.00	\$0.00	\$0.00	\$0.00
Computer Hardware-Administration	\$2,500.00	\$208.33	\$0.00	\$27.33	\$1,041.65	\$0.00	\$27.33
Computer Hardware-Human Resources	\$1,300.00	\$108.33	\$0.00	\$0.00	\$541.65	\$0.00	\$0.00
Computer Software/Supplies	\$2,000.00	\$166.67	\$0.00	\$0.00	\$833.31	\$0.00	\$0.00

# Fresno's Chaffee Zoo Corporation

## Income Statement

### May 2017

	2017 Budget	May Budget	May Measure Z	May Actual	YTD Budget	YTD Measure Z	YTD Actual
Computer Software/Supplies-Maintenance	\$0.00	\$0.00	\$0.00	\$0.00	\$0.00	\$0.00	\$0.00
Computer Software/Supplies-Horticulture	\$0.00	\$0.00	\$0.00	\$0.00	\$0.00	\$0.00	\$0.00
Computer Software/Supplies-Animal	\$500.00	\$41.67	\$0.00	\$0.00	\$208.31	\$0.00	\$0.00
Computer Software/Supplies-Marketing	\$3,000.00	\$250.00	\$0.00	\$279.96	\$1,250.00	\$0.00	\$884.80
Computer Software/Supplies-Membership	\$600.00	\$50.00	\$0.00	\$0.00	\$250.00	\$0.00	\$0.00
Computer Software/Supplies-Development	\$1,500.00	\$125.00	\$0.00	\$0.00	\$625.00	\$0.00	\$0.00
Computer Software/Supplies-Education	\$600.00	\$50.00	\$0.00	\$99.99	\$250.00	\$0.00	(\$47.85)
Computer Software/Supplies-Volunteer	\$0.00	\$0.00	\$0.00	\$0.00	\$0.00	\$0.00	\$0.00
Computer Software/Supplies-Veterinary	\$1,200.00	\$100.00	\$0.00	\$0.00	\$500.00	\$0.00	\$0.00
Computer Software/Supplies-Security	\$1,500.00	\$125.00	\$0.00	\$0.00	\$625.00	\$0.00	\$0.00
Computer Software/Supplies-Visitor Servi	\$480.00	\$40.00	\$0.00	\$0.00	\$200.00	\$0.00	\$0.00
Computer Software/Supplies-Administrat	\$500.00	\$41.67	\$0.00	\$0.00	\$208.31	\$0.00	\$250.00
Computer Software/Supplies-Human Reso	\$0.00	\$0.00	\$0.00	\$0.00	\$0.00	\$0.00	\$0.00
<b>Total Computer/Software</b>	<b>\$68,530.00</b>	<b>\$9,565.02</b>	<b>\$0.00</b>	<b>\$9,706.28</b>	<b>\$32,424.74</b>	<b>\$0.00</b>	<b>\$23,701.71</b>
<b>Conservation</b>							
Conservation	\$0.00	\$0.00	\$0.00	\$0.00	\$0.00	\$0.00	\$0.00
Conservation-Animal	\$200,000.00	\$16,666.67	\$0.00	\$0.00	\$83,333.31	\$0.00	\$15,000.00
Conservation-Development	\$0.00	\$0.00	\$0.00	\$0.00	\$0.00	\$0.00	\$0.00
Conservation-Education	\$0.00	\$0.00	\$0.00	\$0.00	\$0.00	\$0.00	\$0.00
<b>Total Conservation</b>	<b>\$200,000.00</b>	<b>\$16,666.67</b>	<b>\$0.00</b>	<b>\$0.00</b>	<b>\$83,333.31</b>	<b>\$0.00</b>	<b>\$15,000.00</b>
<b>Contracted Services</b>							
Consultant Fees	\$4,000.00	\$333.33	\$0.00	\$625.00	\$1,666.65	\$0.00	\$2,401.82
Consultant Fees-Maintenance	\$0.00	\$0.00	\$0.00	\$0.00	\$0.00	\$0.00	\$0.00
Consultant Fees-Horticulture	\$10,500.00	\$875.00	\$0.00	\$0.00	\$4,375.00	\$0.00	\$0.00
Consultant Fees-Animal	\$15,000.00	\$1,250.00	\$0.00	\$500.00	\$6,250.00	\$0.00	\$7,000.00
Consultant Fees-Special Events	\$0.00	\$0.00	\$0.00	\$0.00	\$0.00	\$0.00	\$0.00
Consultant Fees-Education	\$0.00	\$0.00	\$0.00	\$0.00	\$0.00	\$0.00	\$0.00
Consultant Fees-Veterinary	\$25,000.00	\$2,083.33	\$0.00	\$635.79	\$10,416.65	\$0.00	\$7,777.37
Consultant Fees-Visitor Services	\$0.00	\$0.00	\$0.00	\$0.00	\$0.00	\$0.00	\$0.00
Consultant Fees-Administration	\$0.00	\$0.00	\$0.00	\$1,360.00	\$0.00	\$0.00	\$1,360.00

Page 17 of 9



**Fresno's Chaffee Zoo Corporation**  
**Income Statement**  
 May 2017

	2017 Budget	May Budget	May Measure Z	May Actual	YTD Budget	YTD Measure Z	YTD Actual
Consultant Fees-Human Resources	\$0.00	\$0.00	\$0.00	\$0.00	\$0.00	\$0.00	\$0.00
Consultant Fees-Capital Projects	\$25,000.00	\$2,083.33	\$0.00	\$0.00	\$10,416.65	\$0.00	\$0.00
Contracted Services	\$4,000.00	\$333.33	\$0.00	\$2,095.22	\$1,666.65	\$0.00	\$2,095.22
Contracted Services-Maintenance	\$46,800.00	\$3,900.00	\$0.00	\$8,958.91	\$19,500.00	\$0.00	\$13,480.03
Contracted Services-Horticulture	\$15,000.00	\$1,250.00	\$0.00	\$0.00	\$6,250.00	\$0.00	\$8,315.21
Contracted Services-Animal	\$22,500.00	\$1,875.00	\$0.00	\$1,087.02	\$9,375.00	\$0.00	\$6,321.77
Contracted Services-Marketing	\$27,850.00	\$2,320.83	\$0.00	\$168.13	\$11,604.15	\$0.00	\$4,283.97
Contracted Services-Membership	\$8,000.00	\$666.67	\$0.00	\$0.00	\$3,333.31	\$0.00	\$297.57
Contracted Services-Development	\$0.00	\$0.00	\$0.00	\$0.00	\$0.00	\$0.00	\$400.00
Contracted Services-Special Events	\$49,000.00	\$533.33	\$0.00	\$3,093.63	\$5,966.65	\$0.00	\$34,459.11
Contracted Services-Education	\$0.00	\$0.00	\$0.00	\$108.66	\$0.00	\$0.00	\$415.34
Contracted Services-Volunteer	\$0.00	\$0.00	\$0.00	\$0.00	\$0.00	\$0.00	\$0.00
Contracted Services-Veterinary	\$0.00	\$0.00	\$0.00	\$0.00	\$0.00	\$0.00	\$9.17
Contracted Services-Security	\$6,100.00	\$508.33	\$0.00	\$104.75	\$2,541.65	\$0.00	\$1,222.49
Contracted Services-Visitor Services	\$325,000.00	\$28,000.00	\$0.00	\$29,461.91	\$128,000.00	\$0.00	\$126,192.23
Contracted Services-Administration	\$1,500.00	\$125.00	\$0.00	\$108.66	\$625.00	\$0.00	\$626.08
Contracted Services-Information Technolog	\$52,500.00	\$4,375.00	\$0.00	\$5,114.14	\$21,875.00	\$0.00	\$15,570.70
Contracted Services-Capital Projects	\$0.00	\$0.00	\$0.00	\$0.00	\$0.00	\$0.00	\$0.00
Contracted Services-Operations	\$0.00	\$0.00	\$0.00	\$10.22	\$0.00	\$0.00	\$61.49
Security Services	\$3,000.00	\$250.00	\$0.00	\$0.00	\$1,250.00	\$0.00	\$0.00
Security Services-Maintenance	\$1,750.00	\$145.83	\$0.00	\$0.00	\$729.15	\$0.00	\$0.00
Security Services-Horticulture	\$0.00	\$0.00	\$0.00	\$0.00	\$0.00	\$0.00	\$0.00
Security Services-Animal	\$1,700.00	\$141.67	\$0.00	\$0.00	\$708.31	\$0.00	\$0.00
Security Services-Marketing	\$100.00	\$0.00	\$0.00	\$0.00	\$0.00	\$0.00	\$0.00
Security Services-Development	\$0.00	\$0.00	\$0.00	\$0.00	\$0.00	\$0.00	\$0.00
Security Services-Special Events	\$22,900.00	\$312.50	\$0.00	\$1,942.50	\$3,912.46	\$0.00	\$2,650.13
Security Services-Education	\$2,700.00	\$225.00	\$0.00	\$0.00	\$1,125.00	\$0.00	\$0.00
Security Services-Veterinary	\$1,550.00	\$129.17	\$0.00	\$0.00	\$645.81	\$0.00	\$0.00
Security Services-Security	\$0.00	\$0.00	\$0.00	\$0.00	\$0.00	\$0.00	\$897.25
Security Services-Visitor Services	\$9,000.00	\$750.00	\$0.00	\$0.00	\$3,750.00	\$0.00	\$1,272.25
Security Services-Administration	\$1,350.00	\$112.50	\$0.00	\$0.00	\$562.50	\$0.00	\$0.00
<b>Total Contracted Services</b>	<b>\$681,800.00</b>	<b>\$52,579.15</b>	<b>\$0.00</b>	<b>\$55,374.54</b>	<b>\$256,545.59</b>	<b>\$0.00</b>	<b>\$237,109.20</b>

**Fresno's Chaffee Zoo Corporation**  
**Income Statement**  
 May 2017

	2017 Budget	May Budget	May Measure Z	May Actual	YTD Budget	YTD Measure Z	YTD Actual
Depreciation Expense							
Depreciation - Misc	\$0.00	\$0.00	\$0.00	\$0.00	\$0.00	\$0.00	\$0.00
Depreciation Land	\$0.00	\$0.00	\$0.00	\$0.00	\$0.00	\$0.00	\$0.00
Depreciation Grounds	\$0.00	\$0.00	\$0.00	\$0.00	\$0.00	\$0.00	\$9,000.00
Depreciation Exhibits	\$0.00	\$0.00	\$0.00	\$0.00	\$0.00	\$0.00	\$36,000.00
Depreciation Buildings and Structures	\$0.00	\$0.00	\$0.00	\$0.00	\$0.00	\$0.00	\$12,000.00
Depreciation Buildings and Structures-Anim	\$0.00	\$0.00	\$0.00	\$0.00	\$0.00	\$0.00	\$0.00
Depreciation Buildings and Structures-Educ	\$0.00	\$0.00	\$0.00	\$0.00	\$0.00	\$0.00	\$1,272.00
Depreciation Buildings and Structures-Visi	\$8,703.00	\$725.25	\$0.00	\$0.00	\$3,626.25	\$0.00	\$2,900.00
Depreciation Furniture	\$0.00	\$0.00	\$0.00	\$0.00	\$0.00	\$0.00	\$2,332.00
Depreciation Vehicles	\$0.00	\$0.00	\$0.00	\$0.00	\$0.00	\$0.00	\$9,000.00
Depreciation Vehicles-Administration	\$0.00	\$0.00	\$0.00	\$0.00	\$0.00	\$0.00	\$0.00
Depreciation Zoo Equipment	\$0.00	\$0.00	\$0.00	\$0.00	\$0.00	\$0.00	\$62,656.40
Depreciation Zoo Equipment-Animal	\$0.00	\$0.00	\$0.00	\$0.00	\$0.00	\$0.00	\$0.00
Depreciation Zoo Equipment-Special Events	\$0.00	\$0.00	\$0.00	\$0.00	\$0.00	\$0.00	\$0.00
Depreciation Zoo Equipment-Education	\$4,200.00	\$350.00	\$0.00	\$0.00	\$1,750.00	\$0.00	\$0.00
Depreciation Zoo Equipment-Veterinary	\$0.00	\$0.00	\$0.00	\$0.00	\$0.00	\$0.00	\$0.00
Depreciation Zoo Equipment-Administratio	\$428,153.00	\$32,360.00	\$0.00	\$0.00	\$161,800.00	\$0.00	\$0.00
Depreciation Sea Lion Cove	\$0.00	\$0.00	\$0.00	\$0.00	\$0.00	\$0.00	\$0.00
Depreciation - Utilities	\$0.00	\$0.00	\$0.00	\$0.00	\$0.00	\$0.00	\$0.00
Depreciation - African Adventure	\$0.00	\$0.00	\$0.00	\$0.00	\$0.00	\$0.00	\$0.00
<b>Total Depreciation Expense</b>	<b>\$441,056.00</b>	<b>\$33,435.25</b>	<b>\$0.00</b>	<b>\$0.00</b>	<b>\$167,176.25</b>	<b>\$0.00</b>	<b>\$135,160.40</b>
Dues							
Dues	\$35,000.00	\$1,000.00	\$0.00	\$180.00	\$29,500.00	\$0.00	\$34,549.17
Dues-Maintenance	\$0.00	\$0.00	\$0.00	\$0.00	\$0.00	\$0.00	\$0.00
Dues-Horticulture	\$350.00	\$29.17	\$0.00	\$0.00	\$145.81	\$0.00	\$0.00
Dues-Animal	\$600.00	\$50.00	\$0.00	\$0.00	\$250.00	\$0.00	\$40.00
Dues-Marketing	\$1,000.00	\$83.33	\$0.00	\$0.00	\$416.65	\$0.00	\$528.00
Dues-Membership	\$0.00	\$0.00	\$0.00	\$0.00	\$0.00	\$0.00	\$0.00
Dues-Development	\$0.00	\$0.00	\$0.00	\$97.50	\$0.00	\$0.00	\$437.50

# Fresno's Chaffee Zoo Corporation

## Income Statement

### May 2017

	2017 Budget	May Budget	May Measure Z	May Actual	YTD Budget	YTD Measure Z	YTD Actual
Dues-Special Events	\$0.00	\$0.00	\$0.00	\$0.00	\$0.00	\$0.00	\$0.00
Dues-Education	\$200.00	\$16.67	\$0.00	\$0.00	\$83.31	\$0.00	\$0.00
Dues-Volunteer	\$50.00	\$4.17	\$0.00	\$0.00	\$20.81	\$0.00	\$0.00
Dues-Veterinary	\$2,800.00	\$233.33	\$0.00	\$0.00	\$1,166.65	\$0.00	\$197.50
Dues-Security	\$0.00	\$0.00	\$0.00	\$0.00	\$0.00	\$0.00	\$0.00
Dues-Visitor Services	\$0.00	\$0.00	\$0.00	\$0.00	\$0.00	\$0.00	\$4,747.25
Dues-Administration	\$2,500.00	\$208.33	\$0.00	\$0.00	\$1,041.65	\$0.00	\$47.50
Dues-Human Resources	\$400.00	\$33.33	\$0.00	\$0.00	\$166.65	\$0.00	\$75.00
Total Dues	<u>\$42,900.00</u>	<u>\$1,658.33</u>	<u>\$0.00</u>	<u>\$277.50</u>	<u>\$32,791.53</u>	<u>\$0.00</u>	<u>\$40,621.92</u>
<b>Equipment</b>							
Equipment Lease/Rental	\$0.00	\$0.00	\$0.00	\$0.00	\$0.00	\$0.00	\$364.00
Equipment Lease/Rental-Maintenance	\$22,500.00	\$1,875.00	\$0.00	\$12,885.66	\$9,375.00	\$0.00	\$38,082.92
Equipment Lease/Rental-Horticulture	\$9,500.00	\$791.67	\$0.00	\$0.00	\$3,958.31	\$0.00	\$0.00
Equipment Lease/Rental-Animal	\$0.00	\$0.00	\$0.00	\$32.33	\$0.00	\$0.00	\$534.52
Equipment Lease/Rental-Marketing	\$4,000.00	\$166.67	\$0.00	\$0.00	\$833.31	\$0.00	\$0.00
Equipment Lease/Rental-Membership	\$2,300.00	\$191.67	\$0.00	\$184.79	\$958.31	\$0.00	\$924.38
Equipment Lease/Rental-Development	\$14,250.00	\$1,187.50	\$0.00	\$0.00	\$5,937.50	\$0.00	\$0.00
Equipment Lease/Rental-Special Events	\$50,700.00	\$1,250.00	\$0.00	\$5,220.63	\$13,900.00	\$0.00	\$12,428.03
Equipment Lease/Rental-Education	\$4,000.00	\$333.33	\$0.00	\$0.00	\$1,666.65	\$0.00	\$1,714.01
Equipment Lease/Rental-Veterinary	\$0.00	\$0.00	\$0.00	\$368.33	\$0.00	\$0.00	\$1,402.86
Equipment Lease/Rental-Security	\$2,500.00	\$208.33	\$0.00	\$39.50	\$1,041.65	\$0.00	\$866.81
Equipment Lease/Rental-Visitor Services	\$2,500.00	\$208.33	\$0.00	\$170.45	\$1,041.65	\$0.00	\$1,045.48
Equipment Lease/Rental-Administration	\$5,000.00	\$416.67	\$0.00	\$0.00	\$2,083.31	\$0.00	\$1,927.40
Equipment Lease/Rental-Capital Projects	\$0.00	\$0.00	\$0.00	\$0.00	\$0.00	\$0.00	\$0.00
Equipment Lease/Rental-Operations	\$600.00	\$50.00	\$0.00	\$32.33	\$250.00	\$0.00	\$170.53
Equipment Maintenance	\$0.00	\$0.00	\$0.00	\$0.00	\$0.00	\$0.00	\$0.00
Equipment Maintenance-Maintenance	\$0.00	\$0.00	\$0.00	\$942.46	\$0.00	\$0.00	\$7,482.59
Equipment Maintenance-Horticulture	\$3,000.00	\$250.00	\$0.00	\$0.00	\$1,250.00	\$0.00	\$0.00
Equipment Maintenance-Animal	\$0.00	\$0.00	\$0.00	\$1,150.80	\$0.00	\$0.00	\$1,198.95
Equipment Maintenance-Marketing	\$500.00	\$41.67	\$0.00	\$151.96	\$208.31	\$0.00	\$355.92
Equipment Maintenance-Membership	\$1,600.00	\$133.33	\$0.00	\$99.99	\$666.65	\$0.00	\$522.05

2017-06-14 10:11:00 AM

# Fresno's Chaffee Zoo Corporation

## Income Statement

May 2017

	2017 Budget	May Budget	May Measure Z	May Actual	YTD Budget	YTD Measure Z	YTD Actual
Equipment Maintenance-Development	\$4,500.00	\$375.00	\$0.00	\$144.72	\$1,875.00	\$0.00	\$635.66
Equipment Maintenance-Special Events	\$5,080.00	\$106.67	\$0.00	\$300.00	\$533.31	\$0.00	\$1,062.39
Equipment Maintenance-Education	\$1,000.00	\$83.33	\$0.00	\$0.00	\$416.65	\$0.00	\$0.00
Equipment Maintenance-Veterinary	\$0.00	\$0.00	\$0.00	\$0.00	\$0.00	\$0.00	\$770.88
Equipment Maintenance-Security	\$2,000.00	\$166.67	\$0.00	\$0.00	\$833.31	\$0.00	\$0.00
Equipment Maintenance-Visitor Services	\$3,000.00	\$250.00	\$0.00	\$331.19	\$1,250.00	\$0.00	\$1,158.30
Equipment Maintenance-Administration	\$0.00	\$0.00	\$0.00	\$0.00	\$0.00	\$0.00	\$0.00
Equipment Maintenance-Operations	\$0.00	\$0.00	\$0.00	\$1.06	\$0.00	\$0.00	\$49.21
Equipment Purchases	\$0.00	\$0.00	\$0.00	\$0.00	\$0.00	\$0.00	\$0.00
Equipment Purchases-Maintenance	\$0.00	\$0.00	\$0.00	\$0.00	\$0.00	\$0.00	\$1,649.81
Equipment Purchases-Horticulture	\$5,000.00	\$416.67	\$0.00	\$0.00	\$2,083.31	\$0.00	\$0.00
Equipment Purchases-Animal	\$25,000.00	\$2,083.33	\$0.00	\$188.74	\$10,416.65	\$0.00	\$689.32
Equipment Purchases-Marketing	\$1,000.00	\$83.33	\$0.00	\$0.00	\$416.65	\$0.00	\$2,591.37
Equipment Purchases-Membership	\$400.00	\$33.33	\$0.00	\$97.17	\$166.65	\$0.00	\$97.17
Equipment Purchases-Development	\$10,000.00	\$833.33	\$0.00	\$0.00	\$4,166.65	\$0.00	\$0.00
Equipment Purchases-Special Events	\$42,500.00	\$1,375.00	\$0.00	\$0.00	\$6,875.00	\$0.00	\$1,765.36
Equipment Purchases-Education	\$7,200.00	\$600.00	\$0.00	\$843.09	\$3,000.00	\$0.00	\$843.09
Equipment Purchases-Veterinary	\$7,300.00	\$608.33	\$0.00	\$2,049.74	\$3,041.65	\$0.00	\$2,148.67
Equipment Purchases-Security	\$3,000.00	\$250.00	\$0.00	\$0.00	\$1,250.00	\$0.00	\$0.00
Equipment Purchases-Visitor Services	\$1,500.00	\$125.00	\$0.00	\$0.00	\$625.00	\$0.00	\$1,289.22
Equipment Purchases-Administration	\$0.00	\$0.00	\$0.00	\$0.00	\$0.00	\$0.00	\$0.00
Equipment Purchases-Operations	\$0.00	\$0.00	\$0.00	\$0.00	\$0.00	\$0.00	\$0.00
Trailer Rental-General	\$23,000.00	\$1,916.67	\$0.00	\$1,472.73	\$9,583.31	\$0.00	\$8,965.25
<b>Total Equipment</b>	<b>\$264,430.00</b>	<b>\$16,410.83</b>	<b>\$0.00</b>	<b>\$26,707.67</b>	<b>\$89,703.79</b>	<b>\$0.00</b>	<b>\$92,736.15</b>
<b>Fleet</b>							
Fuel Surcharge	\$0.00	\$0.00	\$0.00	\$0.00	\$0.00	\$0.00	\$0.00
Fuel Surcharge-Marketing	\$0.00	\$0.00	\$0.00	\$0.00	\$0.00	\$0.00	\$0.00
Gasoline/Motor Oil/Fuel	\$0.00	\$0.00	\$0.00	\$0.00	\$0.00	\$0.00	\$0.00
Gasoline/Motor Oil/Fuel-Maintenance	\$4,500.00	\$375.00	\$0.00	\$1,588.14	\$1,875.00	\$0.00	\$3,845.66
Gasoline/Motor Oil/Fuel-Horticulture	\$2,200.00	\$183.33	\$0.00	\$0.00	\$916.65	\$0.00	\$132.59
Gasoline/Motor Oil/Fuel-Animal	\$1,000.00	\$83.33	\$0.00	\$37.19	\$416.65	\$0.00	\$67.21

# Fresno's Chaffee Zoo Corporation Income Statement May 2017

	2017 Budget	May Budget	May Measure Z	May Actual	YTD Budget	YTD Measure Z	YTD Actual
Gasoline/Motor Oil/Fuel-Education	\$6,000.00	\$500.00	\$0.00	\$308.04	\$2,500.00	\$0.00	\$867.61
Gasoline/Motor Oil/Fuel-Veterinary	\$240.00	\$20.00	\$0.00	\$0.00	\$100.00	\$0.00	\$160.35
Gasoline/Motor Oil/Fuel-Visitor Services	\$20.00	\$1.67	\$0.00	\$0.00	\$8.31	\$0.00	\$0.00
Vehicle Rental	\$0.00	\$0.00	\$0.00	\$0.00	\$0.00	\$0.00	\$0.00
Vehicle Rental-Maintenance	\$0.00	\$0.00	\$0.00	\$0.00	\$0.00	\$0.00	\$0.00
Vehicle Rental-Development	\$12,000.00	\$1,000.00	\$0.00	\$0.00	\$5,000.00	\$0.00	\$0.00
Vehicle Repair and Maintenance	\$0.00	\$0.00	\$0.00	\$0.00	\$0.00	\$0.00	\$0.00
Vehicle Repair and Maintenance-Maintenan	\$16,500.00	\$1,375.00	\$0.00	\$434.15	\$6,875.00	\$0.00	\$1,645.92
Vehicle Repair and Maintenance-Horticultu	\$1,500.00	\$125.00	\$0.00	\$0.00	\$625.00	\$0.00	\$0.00
Vehicle Repair and Maintenance-Animal	\$1,000.00	\$83.33	\$0.00	\$0.00	\$416.65	\$0.00	\$0.00
Vehicle Repair and Maintenance-Marketing	\$0.00	\$0.00	\$0.00	\$0.00	\$0.00	\$0.00	\$0.00
Vehicle Repair and Maintenance-Developme	\$0.00	\$0.00	\$0.00	\$0.00	\$0.00	\$0.00	\$0.00
Vehicle Repair and Maintenance-Special Ev	\$0.00	\$0.00	\$0.00	\$0.00	\$0.00	\$0.00	\$0.00
Vehicle Repair and Maintenance-Education	\$3,000.00	\$250.00	\$0.00	\$0.00	\$1,250.00	\$0.00	\$0.00
Vehicle Repair and Maintenance-Veterinary	\$0.00	\$0.00	\$0.00	\$0.00	\$0.00	\$0.00	\$0.00
Vehicle Repair and Maintenance-Security	\$0.00	\$0.00	\$0.00	\$0.00	\$0.00	\$0.00	\$0.00
Vehicle Repair and Maintenance-Administra	\$0.00	\$0.00	\$0.00	\$0.00	\$0.00	\$0.00	\$0.00
Vehicle License & Registration	\$0.00	\$0.00	\$0.00	\$0.00	\$0.00	\$0.00	\$0.00
Vehicle License & Registration-Maintenanc	\$2,600.00	\$216.67	\$0.00	\$126.00	\$1,083.31	\$0.00	\$798.20
Vehicle	\$0.00	\$0.00	\$0.00	\$0.00	\$0.00	\$0.00	\$0.00
<b>Total Fleet</b>	<b>\$50,560.00</b>	<b>\$4,213.33</b>	<b>\$0.00</b>	<b>\$2,493.52</b>	<b>\$21,066.57</b>	<b>\$0.00</b>	<b>\$7,517.54</b>
<b>Food/Catering</b>							
Food/Catering	\$1,500.00	\$125.00	\$0.00	\$0.00	\$625.00	\$0.00	\$599.10
Food/Catering-Maintenance	\$0.00	\$0.00	\$0.00	\$0.00	\$0.00	\$0.00	\$0.00
Food/Catering-Horticulture	\$0.00	\$0.00	\$0.00	\$0.00	\$0.00	\$0.00	\$0.00
Food/Catering-Animal	\$400.00	\$33.33	\$0.00	\$0.00	\$166.65	\$0.00	\$40.17
Food/Catering-Marketing	\$8,000.00	\$41.67	\$0.00	\$49.02	\$208.31	\$0.00	\$473.64
Food/Catering-Membership	\$400.00	\$33.33	\$0.00	\$0.00	\$166.65	\$0.00	\$0.00
Food/Catering-Development	\$5,000.00	\$416.67	\$0.00	\$1,380.67	\$2,083.31	\$0.00	\$3,167.60
Food/Catering-Special Events	\$250,500.00	\$18,345.83	\$0.00	\$45,882.50	\$97,479.15	\$0.00	\$110,846.07
Food/Catering-Education	\$8,300.00	\$491.66	\$0.00	\$56.12	\$2,408.30	\$0.00	\$444.35

**Fresno's Chaffee Zoo Corporation**  
**Income Statement**  
 May 2017

	2017 Budget	May Budget	May Measure Z	May Actual	YTD Budget	YTD Measure Z	YTD Actual
Food/Catering-Volunteer	\$2,000.00	\$166.67	\$0.00	\$0.00	\$833.31	\$0.00	\$373.33
Food/Catering-Veterinary	\$0.00	\$0.00	\$0.00	\$0.00	\$0.00	\$0.00	\$42.75
Food/Catering-Administration	\$1,250.00	\$104.17	\$0.00	\$0.00	\$520.81	\$0.00	\$99.24
Food/Catering-Human Resources	\$24,800.00	\$200.00	\$0.00	\$95.55	\$1,300.00	\$0.00	\$133.87
Food/Catering-Capital Projects	\$0.00	\$0.00	\$0.00	\$0.00	\$0.00	\$0.00	\$0.00
Total Food/Catering	\$302,150.00	\$19,958.33	\$0.00	\$47,463.86	\$105,791.49	\$0.00	\$116,220.12
<b>Insurance</b>							
Insurance-Other	\$0.00	\$0.00	\$0.00	\$0.00	\$0.00	\$0.00	\$0.00
Liability Insurance	\$175,000.00	\$13,500.00	\$0.00	\$12,918.78	\$99,000.00	\$0.00	\$101,349.77
Liability Insurance-Administration	\$0.00	\$0.00	\$0.00	\$0.00	\$0.00	\$0.00	\$0.00
Property Insurance	\$0.00	\$0.00	\$0.00	\$0.00	\$0.00	\$0.00	\$0.00
Total Insurance	\$175,000.00	\$13,500.00	\$0.00	\$12,918.78	\$99,000.00	\$0.00	\$101,349.77
<b>Miscellaneous Business</b>							
Courier Services	\$0.00	\$0.00	\$0.00	\$0.00	\$0.00	\$0.00	\$0.00
Courier Services-Veterinary	\$800.00	\$66.67	\$0.00	\$0.00	\$333.31	\$0.00	\$0.00
Courier Services-Visitor Services	\$6,350.00	\$529.17	\$0.00	\$707.15	\$2,645.81	\$0.00	\$2,346.55
Courier Services-Administration	\$250.00	\$20.83	\$0.00	\$0.00	\$104.15	\$0.00	\$0.00
Mileage-Toll-Parking	\$0.00	\$0.00	\$0.00	\$0.00	\$0.00	\$0.00	\$0.00
Mileage-Toll-Parking-Maintenance	\$0.00	\$0.00	\$0.00	\$0.00	\$0.00	\$0.00	\$0.00
Mileage-Toll-Parking-Horticulture	\$0.00	\$0.00	\$0.00	\$0.00	\$0.00	\$0.00	\$0.00
Mileage-Toll-Parking-Animal	\$0.00	\$0.00	\$0.00	\$0.00	\$0.00	\$0.00	\$0.00
Mileage-Toll-Parking-Marketing	\$1,550.00	\$125.00	\$0.00	\$0.00	\$625.00	\$0.00	\$333.65
Mileage-Toll-Parking-Membership	\$250.00	\$20.83	\$0.00	\$0.00	\$104.15	\$0.00	\$13.80
Mileage-Toll-Parking-Development	\$750.00	\$62.50	\$0.00	\$12.28	\$312.50	\$0.00	\$355.64
Mileage-Toll-Parking-Special Events	\$10,695.00	\$861.66	\$0.00	\$6,910.00	\$4,403.30	\$0.00	\$7,347.78
Mileage-Toll-Parking-Education	\$50.00	\$4.17	\$0.00	\$0.00	\$20.81	\$0.00	\$0.00
Mileage-Toll-Parking-Veterinary	\$0.00	\$0.00	\$0.00	\$0.00	\$0.00	\$0.00	\$0.00
Mileage-Toll-Parking-Security	\$0.00	\$0.00	\$0.00	\$0.00	\$0.00	\$0.00	\$0.00
Mileage-Toll-Parking-Administration	\$0.00	\$0.00	\$0.00	\$0.00	\$0.00	\$0.00	\$4.09
Mileage-Toll-Parking-Human Resources	\$0.00	\$0.00	\$0.00	\$0.00	\$0.00	\$0.00	\$0.00

Part 1 page 2 of 9

# Fresno's Chaffee Zoo Corporation

## Income Statement

### May 2017

	2017 Budget	May Budget	May Measure Z	May Actual	YTD Budget	YTD Measure Z	YTD Actual
Mileage-Toll-Parking-Operations	\$0.00	\$0.00	\$0.00	\$0.00	\$0.00	\$0.00	\$0.00
Sales Tax Expense	\$0.00	\$0.00	\$0.00	\$0.00	\$0.00	\$0.00	\$0.00
Sales Tax Expense-Maintenancce	\$0.00	\$0.00	\$0.00	\$0.00	\$0.00	\$0.00	\$0.00
Sales Tax Expense-Horticulture	\$0.00	\$0.00	\$0.00	\$0.00	\$0.00	\$0.00	\$0.00
Sales Tax Expense-Animal	\$0.00	\$0.00	\$0.00	\$0.00	\$0.00	\$0.00	\$0.00
Sales Tax Expense-Marketing	\$0.00	\$0.00	\$0.00	\$0.00	\$0.00	\$0.00	\$0.00
Sales Tax Expense-Membership	\$0.00	\$0.00	\$0.00	\$0.00	\$0.00	\$0.00	\$0.00
Sales Tax Expense-Devlopment	\$0.00	\$0.00	\$0.00	\$0.00	\$0.00	\$0.00	\$0.00
Sales Tax Expense-Special Events	\$0.00	\$0.00	\$0.00	\$0.00	\$0.00	\$0.00	\$0.00
Sales Tax Expense-Education	\$0.00	\$0.00	\$0.00	\$0.00	\$0.00	\$0.00	\$0.00
Sales Tax Expense-Volunteer	\$0.00	\$0.00	\$0.00	\$0.00	\$0.00	\$0.00	\$0.00
Sales Tax Expense-Veterinary	\$0.00	\$0.00	\$0.00	\$0.00	\$0.00	\$0.00	\$0.00
Sales Tax Expense-Security	\$0.00	\$0.00	\$0.00	\$0.00	\$0.00	\$0.00	\$0.00
Sales Tax Expense-Visitor Services	\$0.00	\$0.00	\$0.00	\$0.00	\$0.00	\$0.00	\$0.00
Sales Tax Expense-Administration	\$0.00	\$0.00	\$0.00	\$0.00	\$0.00	\$0.00	\$0.00
Trip Expense	\$0.00	\$0.00	\$0.00	\$0.00	\$0.00	\$0.00	\$320.36
Trip Expense-Animal	\$3,000.00	\$250.00	\$0.00	\$0.00	\$1,250.00	\$0.00	\$0.00
Trip Expense-Education	\$2,500.00	\$208.33	\$0.00	\$110.50	\$1,041.65	\$0.00	\$110.50
Trip Expense-Veterinary	\$0.00	\$0.00	\$0.00	\$0.00	\$0.00	\$0.00	\$0.00
Reference Materials	\$0.00	\$0.00	\$0.00	\$0.00	\$0.00	\$0.00	\$0.00
Reference Materials-Maintenance	\$0.00	\$0.00	\$0.00	\$0.00	\$0.00	\$0.00	\$0.00
Reference Materials-Horticulture	\$200.00	\$16.67	\$0.00	\$0.00	\$83.31	\$0.00	\$0.00
Reference Materials-Animal	\$0.00	\$0.00	\$0.00	\$0.00	\$0.00	\$0.00	\$0.00
Reference Materials-Education	\$1,000.00	\$83.33	\$0.00	\$0.00	\$416.65	\$0.00	\$0.00
Reference Matcrials-Volunteer	\$0.00	\$0.00	\$0.00	\$0.00	\$0.00	\$0.00	\$0.00
Reference Materials-Veterinary	\$400.00	\$33.33	\$0.00	\$0.00	\$166.65	\$0.00	\$0.00
Reference Materials-Security	\$0.00	\$0.00	\$0.00	\$0.00	\$0.00	\$0.00	\$0.00
Reference Materials-Administration	\$250.00	\$20.83	\$0.00	\$0.00	\$104.15	\$0.00	\$0.00
Reference Materials-Human Resources	\$500.00	\$41.67	\$0.00	\$0.00	\$208.31	\$0.00	\$0.00
Subscriptions/Publications	\$0.00	\$0.00	\$0.00	\$0.00	\$0.00	\$0.00	\$0.00
Subscriptions/Publications-Maintenance	\$150.00	\$12.50	\$0.00	\$0.00	\$62.50	\$0.00	\$0.00
Subscriptions/Publications-Horticulture	\$100.00	\$8.33	\$0.00	\$0.00	\$41.65	\$0.00	\$0.00





# Fresno's Chaffee Zoo Corporation

## Income Statement

May 2017

	2017 Budget	May Budget	May Measure Z	May Actual	YTD Budget	YTD Measure Z	YTD Actual
Staff Recruitment Expense-Horticulture	\$0.00	\$0.00	\$0.00	\$0.00	\$0.00	\$0.00	\$0.00
Staff Recruitment Expense-Veterinary	\$0.00	\$0.00	\$0.00	\$0.00	\$0.00	\$0.00	\$0.00
Staff Recruitment Expense-Administration	\$0.00	\$0.00	\$0.00	\$0.00	\$0.00	\$0.00	\$0.00
Recruiting	\$0.00	\$0.00	\$0.00	\$0.00	\$0.00	\$0.00	\$0.00
Recruiting-Maintenance	\$250.00	\$20.83	\$0.00	\$0.00	\$104.15	\$0.00	\$0.00
Recruiting-Horticulture	\$150.00	\$12.50	\$0.00	\$0.00	\$62.50	\$0.00	\$0.00
Recruiting-Animal	\$2,500.00	\$208.33	\$0.00	\$50.00	\$1,041.65	\$0.00	\$150.00
Recruiting-Marketing	\$0.00	\$0.00	\$0.00	\$0.00	\$0.00	\$0.00	\$0.00
Recruiting-Special Event	\$0.00	\$0.00	\$0.00	\$0.00	\$0.00	\$0.00	\$0.00
Recruiting-Education	\$500.00	\$41.67	\$0.00	\$0.00	\$208.31	\$0.00	\$0.00
Recruiting-Veterinary	\$300.00	\$25.00	\$0.00	\$0.00	\$125.00	\$0.00	\$0.00
Recruiting-Security	\$0.00	\$0.00	\$0.00	\$0.00	\$0.00	\$0.00	\$0.00
Recruiting-Administration	\$0.00	\$0.00	\$0.00	\$0.00	\$0.00	\$0.00	\$0.00
Recruiting-Human Resources	\$10,000.00	\$833.33	\$0.00	\$428.50	\$4,166.65	\$0.00	\$2,028.50
Recognition Expense	\$0.00	\$0.00	\$0.00	\$0.00	\$0.00	\$0.00	\$0.00
<b>Total Miscellaneous Business</b>	<b>\$73,545.00</b>	<b>\$5,940.84</b>	<b>\$0.00</b>	<b>\$8,318.43</b>	<b>\$29,873.56</b>	<b>\$0.00</b>	<b>\$15,872.11</b>
<b>Office Supplies</b>							
Office Furniture	\$0.00	\$0.00	\$0.00	\$0.00	\$0.00	\$0.00	\$0.00
Office Furniture-Maintenance	\$0.00	\$0.00	\$0.00	\$0.00	\$0.00	\$0.00	\$0.00
Office Furniture-Horticulture	\$0.00	\$0.00	\$0.00	\$0.00	\$0.00	\$0.00	\$0.00
Office Furniture-Animals	\$0.00	\$0.00	\$0.00	\$0.00	\$0.00	\$0.00	\$0.00
Office Furniture-Marketing	\$1,000.00	\$83.33	\$0.00	(\$118.76)	\$416.65	\$0.00	\$319.67
Office Furniture-Membership	\$1,000.00	\$83.33	\$0.00	\$0.00	\$416.65	\$0.00	\$0.00
Office Furniture-Special Events	\$500.00	\$41.67	\$0.00	\$0.00	\$208.31	\$0.00	\$0.00
Office Furniture-Education	\$1,000.00	\$83.33	\$0.00	\$0.00	\$416.65	\$0.00	\$0.00
Office Furniture-Veterinary	\$1,800.00	\$150.00	\$0.00	\$0.00	\$750.00	\$0.00	\$0.00
Office Furniture-Security	\$0.00	\$0.00	\$0.00	\$0.00	\$0.00	\$0.00	\$0.00
Office Furniture-Administration	\$1,000.00	\$83.33	\$0.00	\$0.00	\$416.65	\$0.00	\$0.00
Office Furniture-Human Resources	\$0.00	\$0.00	\$0.00	\$0.00	\$0.00	\$0.00	\$0.00
Office Furniture-Capital Projects	\$0.00	\$0.00	\$0.00	\$0.00	\$0.00	\$0.00	\$0.00
Office Furniture-Operations	\$0.00	\$0.00	\$0.00	\$0.00	\$0.00	\$0.00	\$0.00

Page 26 of 39

**Fresno's Chaffee Zoo Corporation**  
**Income Statement**  
 May 2017

	2017 Budget	May Budget	May Measure Z	May Actual	YTD Budget	YTD Measure Z	YTD Actual
Office Supplies	\$0.00	\$0.00	\$0.00	\$0.00	\$0.00	\$0.00	\$0.00
Office Supplies-Maintenance	\$400.00	\$33.33	\$0.00	\$0.00	\$166.65	\$0.00	\$0.00
Office Supplies-Horticulture	\$0.00	\$0.00	\$0.00	\$0.00	\$0.00	\$0.00	\$0.00
Office Supplies-Animal	\$1,200.00	\$100.00	\$0.00	\$44.05	\$500.00	\$0.00	\$417.13
Office Supplies-Marketing	\$750.00	\$62.50	\$0.00	\$0.00	\$312.50	\$0.00	\$666.28
Office Supplies-Membership	\$1,200.00	\$100.00	\$0.00	\$29.65	\$500.00	\$0.00	\$807.13
Office Supplies-Development	\$3,100.00	\$258.34	\$0.00	\$0.00	\$1,291.62	\$0.00	\$0.00
Office Supplies-Special Events	\$2,400.00	\$200.00	\$0.00	\$0.00	\$999.96	\$0.00	\$436.94
Office Supplies-Education	\$5,200.00	\$433.34	\$0.00	\$206.45	\$2,166.62	\$0.00	\$634.49
Office Supplies-Volunteer	\$0.00	\$0.00	\$0.00	\$0.00	\$0.00	\$0.00	\$0.00
Office Supplies-Veterinary	\$1,100.00	\$91.67	\$0.00	\$0.00	\$458.31	\$0.00	\$471.16
Office Supplies-Security	\$500.00	\$41.67	\$0.00	\$0.00	\$208.31	\$0.00	\$324.60
Office Supplies-Visitor Services	\$1,700.00	\$141.67	\$0.00	\$204.78	\$708.31	\$0.00	\$811.39
Office Supplies-Administration	\$8,000.00	\$666.67	\$0.00	\$1,692.50	\$3,333.31	\$0.00	\$3,538.32
Office Supplies-Human Resources	\$350.00	\$29.17	\$0.00	\$21.49	\$145.81	\$0.00	\$109.10
Office Supplies-Capital Projects	\$0.00	\$0.00	\$0.00	\$0.00	\$0.00	\$0.00	\$0.00
Office Supplies-Operations	\$250.00	\$20.83	\$0.00	\$0.00	\$104.15	\$0.00	\$0.00
<b>Total Office Supplies</b>	<b>\$32,450.00</b>	<b>\$2,704.18</b>	<b>\$0.00</b>	<b>\$2,080.16</b>	<b>\$13,520.46</b>	<b>\$0.00</b>	<b>\$8,536.21</b>
<b>Postage</b>							
Postage	\$0.00	\$0.00	\$0.00	\$0.00	\$0.00	\$0.00	\$0.00
Postage-Maintenance	\$0.00	\$0.00	\$0.00	\$0.00	\$0.00	\$0.00	\$0.00
Postage-Animal	\$500.00	\$41.67	\$0.00	\$0.00	\$208.31	\$0.00	\$47.17
Postage-Marketing	\$1,750.00	\$125.00	\$0.00	\$0.00	\$625.00	\$0.00	\$0.00
Postage-Membership	\$26,000.00	\$2,166.67	\$0.00	\$729.14	\$10,833.31	\$0.00	\$10,547.28
Postage-Development	\$11,500.00	\$958.34	\$0.00	\$86.33	\$4,791.62	\$0.00	\$3,189.88
Postage-Special Events	\$18,695.00	\$43.34	\$0.00	\$1,987.86	\$6,716.62	\$0.00	\$6,144.78
Postage-Education	\$1,675.00	\$139.58	\$0.00	\$16.89	\$697.90	\$0.00	\$31.68
Postage-Volunteer	\$500.00	\$41.67	\$0.00	\$13.23	\$208.31	\$0.00	\$30.26
Postage-Veterinary	\$4,250.00	\$354.17	\$0.00	\$749.66	\$1,770.81	\$0.00	\$2,351.64
Postage-Security	\$75.00	\$6.25	\$0.00	\$0.00	\$31.25	\$0.00	\$0.00
Postage-Visitor Services	\$100.00	\$8.33	\$0.00	\$0.00	\$41.65	\$0.00	\$0.00





**Fresno's Chaffee Zoo Corporation**  
**Income Statement**

May 2017

	2017 Budget	May Budget	May Measure Z	May Actual	YTD Budget	YTD Measure Z	YTD Actual
Purchases-Benches	\$0.00	\$0.00	\$0.00	\$0.00	\$0.00	\$0.00	\$0.00
Purchases-Benches - Development	\$0.00	\$0.00	\$0.00	\$0.00	\$0.00	\$0.00	\$0.00
Permits	\$0.00	\$0.00	\$0.00	\$0.00	\$0.00	\$0.00	\$0.00
Permits-Maintenance	\$1,000.00	\$83.33	\$0.00	\$0.00	\$416.65	\$0.00	\$0.00
Permits-Animal	\$2,000.00	\$166.67	\$0.00	\$0.00	\$833.31	\$0.00	\$1,522.95
Permits-Veterinary	\$50.00	\$4.17	\$0.00	\$0.00	\$20.81	\$0.00	\$0.00
Permits-Administration	\$0.00	\$0.00	\$0.00	\$0.00	\$0.00	\$0.00	\$0.00
Repairs and Replacements	\$0.00	\$0.00	\$0.00	\$67.50	\$0.00	\$0.00	\$67.50
Repairs and Replacements-Maintenance	\$170,000.00	\$14,166.67	\$0.00	\$8,563.24	\$70,833.31	\$0.00	\$37,276.78
Repairs and Replacements-Horticulture	\$2,000.00	\$166.67	\$0.00	\$0.00	\$833.31	\$0.00	\$0.00
Repairs and Replacements-Animal	\$30,000.00	\$2,500.00	\$0.00	\$4,679.08	\$12,500.00	\$0.00	\$27,631.64
Repairs and Replacements-Marketing	\$0.00	\$0.00	\$0.00	\$0.00	\$0.00	\$0.00	\$0.00
Repairs and Replacements-Development	\$0.00	\$0.00	\$0.00	\$0.00	\$0.00	\$0.00	\$0.00
Repairs and Replacements-Special Events	\$7,200.00	\$100.00	\$0.00	\$0.00	\$499.96	\$0.00	\$0.00
Repairs and Replacements-Education	\$3,000.00	\$250.00	\$0.00	\$138.00	\$1,250.00	\$0.00	\$276.00
Repairs and Replacements-Veterinary	\$2,000.00	\$166.67	\$0.00	\$0.00	\$833.31	\$0.00	\$620.59
Repairs and Replacements-Security	\$1,500.00	\$125.00	\$0.00	\$0.00	\$625.00	\$0.00	\$1,760.74
Repairs and Replacements-Visitor Services	\$750.00	\$62.50	\$0.00	\$0.00	\$312.50	\$0.00	\$152.28
Repairs and Replacements-Administration	\$2,000.00	\$166.67	\$0.00	\$0.00	\$833.31	\$0.00	\$404.91
Repairs and Replacements-Operations	\$0.00	\$0.00	\$0.00	\$0.00	\$0.00	\$0.00	\$0.00
Structural Repairs	\$0.00	\$0.00	\$0.00	\$0.00	\$0.00	\$0.00	\$0.00
Structural Repairs-Education	\$0.00	\$0.00	\$0.00	\$0.00	\$0.00	\$0.00	\$0.00
Purchases-Benches	\$0.00	\$0.00	\$0.00	\$0.00	\$0.00	\$0.00	\$0.00
Repairs and Replacements-Capital Projects	\$0.00	\$0.00	\$0.00	\$0.00	\$0.00	\$0.00	\$0.00
<b>Total Repairs and Replacements</b>	<b>\$337,050.00</b>	<b>\$27,587.53</b>	<b>\$0.00</b>	<b>\$15,854.59</b>	<b>\$137,937.17</b>	<b>\$0.00</b>	<b>\$93,329.23</b>
<b>Service/Bank/Credit Card Fees</b>							
Bank Fees-Measure Z	\$120.00	\$10.00	\$0.00	\$0.00	\$50.00	\$0.00	\$0.00
Bank Fees-Measure Z-Administration	\$120.00	\$10.00	\$0.00	\$20.00	\$50.00	\$0.00	\$60.00
Bank Charges	\$27,500.00	\$2,291.67	\$0.00	\$0.00	\$11,458.31	\$0.00	\$12,160.85
Bank Charges-Maintenance	\$0.00	\$0.00	\$0.00	\$23.70	\$0.00	\$0.00	\$106.65
Bank Charges-Horticulture	\$0.00	\$0.00	\$0.00	\$3.95	\$0.00	\$0.00	\$19.75

# Fresno's Chaffee Zoo Corporation

## Income Statement

### May 2017

	2017 Budget	May Budget	May Measure Z	May Actual	YTD Budget	YTD Measure Z	YTD Actual
Bank Charges-Animal	\$0.00	\$0.00	\$0.00	\$71.10	\$0.00	\$0.00	\$367.35
Bank Charges-Marketing	\$0.00	\$0.00	\$0.00	\$3.95	\$0.00	\$0.00	\$15.80
Bank Charges-Membership	\$78.00	\$6.50	\$0.00	\$3.95	\$32.50	\$0.00	\$19.75
Bank Charges-Development	\$0.00	\$0.00	\$0.00	\$3.95	\$0.00	\$0.00	\$23.70
Bank Charges-Events	\$0.00	\$0.00	\$0.00	\$0.00	\$0.00	\$0.00	\$0.00
Bank Charges-Education	\$0.00	\$0.00	\$0.00	\$15.80	\$0.00	\$0.00	\$90.85
Bank Charges-Veterinary	\$0.00	\$0.00	\$0.00	\$15.80	\$0.00	\$0.00	\$79.00
Bank Charges-Security	\$0.00	\$0.00	\$0.00	\$7.90	\$0.00	\$0.00	\$39.50
Bank Charges-Visitor Services	\$0.00	\$0.00	\$0.00	\$3.95	\$0.00	\$0.00	\$19.75
Bank Charges-Administration	\$4,500.00	\$374.85	\$0.00	\$844.44	\$1,874.70	\$0.00	\$3,193.64
Bank Charges-Operations	\$0.00	\$0.00	\$0.00	\$3.95	\$0.00	\$0.00	\$19.75
Credit Card Fees	\$0.00	\$0.00	\$0.00	\$0.00	\$0.00	\$0.00	\$0.00
Credit Card Fees-Maintenance	\$0.00	\$0.00	\$0.00	\$0.00	\$0.00	\$0.00	\$0.00
Credit Card Fees-Animal	\$0.00	\$0.00	\$0.00	\$0.00	\$0.00	\$0.00	\$0.00
Credit Card Fees-Membership	\$10,000.00	\$833.33	\$0.00	\$1,169.64	\$4,166.65	\$0.00	\$2,856.78
Credit Card Fees-Development	\$0.00	\$0.00	\$0.00	\$0.00	\$0.00	\$0.00	\$0.00
Credit Card Fees-Special Events	\$1,250.00	\$104.17	\$0.00	\$39.95	\$520.81	\$0.00	\$199.75
Credit Card Fees-Education	\$2,000.00	\$166.67	\$0.00	\$91.14	\$833.31	\$0.00	\$453.95
Credit Card Fees-Veterinary	\$0.00	\$0.00	\$0.00	\$0.00	\$0.00	\$0.00	\$0.00
Credit Card Fees-Visitor Services	\$110,000.00	\$14,500.00	\$0.00	\$16,068.98	\$49,000.00	\$0.00	\$51,741.33
Credit Card Fees-Administration	\$0.00	\$0.00	\$0.00	\$0.00	\$0.00	\$0.00	\$0.00
Credit Card Chargebacks	\$0.00	\$0.00	\$0.00	\$0.00	\$0.00	\$0.00	\$0.00
Interest Expense	\$7,500.00	\$625.00	\$0.00	\$0.00	\$3,125.00	\$0.00	\$7,379.81
Returned Checks From Patrons	\$0.00	\$0.00	\$0.00	\$0.00	\$0.00	\$0.00	\$0.00
Returned Checks From Patrons-Membership	\$0.00	\$0.00	\$0.00	\$0.00	\$0.00	\$0.00	\$0.00
Returned Checks From Patrons-Special Eve	\$0.00	\$0.00	\$0.00	\$0.00	\$0.00	\$0.00	\$0.00
Bank Charges	\$0.00	\$0.00	\$0.00	\$0.00	\$0.00	\$0.00	\$0.00
<b>Total Service/Bank/Credit Card Fees</b>	<b>\$163,068.00</b>	<b>\$18,922.19</b>	<b>\$0.00</b>	<b>\$18,392.15</b>	<b>\$71,111.28</b>	<b>\$0.00</b>	<b>\$78,847.96</b>
<b>Signage</b>							
Signage	\$0.00	\$0.00	\$0.00	\$151.17	\$0.00	\$0.00	\$1,522.94
Signage-Maintenance	\$2,159.00	\$179.92	\$0.00	\$0.00	\$899.56	\$0.00	\$0.00

## Fresno's Chaffee Zoo Corporation

## Income Statement

May 2017

	2017 Budget	May Budget	May Measure Z	May Actual	YTD Budget	YTD Measure Z	YTD Actual
Signage-Horticulture	\$500.00	\$41.67	\$0.00	\$0.00	\$208.31	\$0.00	\$0.00
Signage-Marketing	\$0.00	\$0.00	\$0.00	\$1,513.31	\$0.00	\$0.00	\$1,513.31
Signage-Membership	\$0.00	\$0.00	\$0.00	\$0.00	\$0.00	\$0.00	\$0.00
Signage-Development	\$0.00	\$0.00	\$0.00	\$0.00	\$0.00	\$0.00	\$10,677.88
Signage-Special Events	\$0.00	\$0.00	\$0.00	\$0.00	\$0.00	\$0.00	\$0.00
Signage-Education	\$15,000.00	\$1,250.00	\$0.00	\$120.18	\$6,250.00	\$0.00	\$4,323.60
Signage-Security	\$0.00	\$0.00	\$0.00	\$0.00	\$0.00	\$0.00	\$0.00
Signage-Visitor Services	\$1,000.00	\$83.33	\$0.00	\$306.66	\$416.65	\$0.00	\$666.41
Signage-Administration	\$0.00	\$0.00	\$0.00	\$0.00	\$0.00	\$0.00	\$0.00
Signage-Human Resources	\$1,000.00	\$83.33	\$0.00	\$0.00	\$416.65	\$0.00	\$0.00
Signage-Capital Projects	\$0.00	\$0.00	\$0.00	\$0.00	\$0.00	\$0.00	\$0.00
<b>Total Signage</b>	<b>\$19,659.00</b>	<b>\$1,638.25</b>	<b>\$0.00</b>	<b>\$2,091.32</b>	<b>\$8,191.17</b>	<b>\$0.00</b>	<b>\$18,704.14</b>
<b>Specialized Services</b>							
Misc. Specialized Services	\$1,000.00	\$83.33	\$0.00	\$0.00	\$416.65	\$0.00	\$0.00
Misc. Specialized Services-Maintenance	\$0.00	\$0.00	\$0.00	\$0.00	\$0.00	\$0.00	\$324.39
Misc. Specialized Services-Horticulture	\$0.00	\$0.00	\$0.00	\$0.00	\$0.00	\$0.00	\$0.00
Misc. Specialized Services-Animal	\$2,500.00	\$208.33	\$0.00	\$0.00	\$1,041.65	\$0.00	\$0.00
Misc. Specialized Services-Marketing	\$0.00	\$0.00	\$0.00	\$0.00	\$0.00	\$0.00	\$0.00
Misc. Specialized Services-Memberships	\$800.00	\$66.67	\$0.00	\$0.00	\$333.31	\$0.00	\$0.00
Misc. Specialized Services-Education	\$0.00	\$0.00	\$0.00	\$0.00	\$0.00	\$0.00	\$322.00
Misc. Specialized Services-Veterinary	\$7,000.00	\$583.33	\$0.00	\$0.00	\$2,916.65	\$0.00	\$0.00
Misc. Specialized Services-Security	\$0.00	\$0.00	\$0.00	\$0.00	\$0.00	\$0.00	\$0.00
Misc. Specialized Services-Visitor Services	\$0.00	\$0.00	\$0.00	\$0.00	\$0.00	\$0.00	\$0.00
Misc. Specialized Services-Administration	\$1,000.00	\$83.33	\$0.00	\$0.00	\$416.65	\$0.00	\$82.82
Misc. Specialized Services-Information Tec	\$0.00	\$0.00	\$0.00	\$0.00	\$0.00	\$0.00	\$0.00
Misc. Specialized Services-Human Resource	\$12,000.00	\$1,000.00	\$0.00	\$269.20	\$5,000.00	\$0.00	\$8,644.20
Misc. Specialized Services-Operations	\$0.00	\$0.00	\$0.00	\$0.00	\$0.00	\$0.00	\$0.00
Irrigation Construction (New)-Horticulture	\$5,000.00	\$416.67	\$0.00	\$0.00	\$2,083.31	\$0.00	\$0.00
Paver Engraving-Development	\$12,500.00	\$1,041.67	\$0.00	\$3,250.00	\$5,208.31	\$0.00	\$3,250.00
<b>Total Specialized Services</b>	<b>\$41,800.00</b>	<b>\$3,483.33</b>	<b>\$0.00</b>	<b>\$3,519.20</b>	<b>\$17,416.53</b>	<b>\$0.00</b>	<b>\$12,623.41</b>

# Fresno's Chaffee Zoo Corporation

## Income Statement

### May 2017

	2017 Budget	May Budget	May Measure Z	May Actual	YTD Budget	YTD Measure Z	YTD Actual
<b>Staff Development</b>							
Staff Development-Conf/Travel	\$30,000.00	\$2,500.00	\$0.00	\$0.00	\$12,500.00	\$0.00	\$0.00
Staff Development-Conf/Travel-Maintenanc	\$3,000.00	\$250.00	\$0.00	\$0.00	\$1,250.00	\$0.00	\$0.00
Staff Development-Conf/Travel-Horticultur	\$3,150.00	\$262.50	\$0.00	\$0.00	\$1,312.50	\$0.00	\$0.00
Staff Development-Conf/Travel-Animal	\$46,500.00	\$3,875.00	\$0.00	\$3,856.54	\$19,375.00	\$0.00	\$12,751.87
Staff Development-Conf/Travel-Marketing	\$3,000.00	\$250.00	\$0.00	\$0.00	\$1,250.00	\$0.00	\$1,218.60
Staff Development-Conf/Travel-Membershi	\$7,195.00	\$599.58	\$0.00	\$0.00	\$2,997.90	\$0.00	\$989.77
Staff Development-Conf/Travel-Developer	\$4,000.00	\$333.33	\$0.00	\$0.00	\$1,666.65	\$0.00	\$50.00
Staff Development-Conf/Travel-Special Evt	\$7,800.00	\$650.00	\$0.00	\$30.00	\$3,250.00	\$0.00	\$195.00
Staff Development-Conf/Travel-Education	\$9,500.00	\$791.67	\$0.00	\$0.00	\$3,958.31	\$0.00	\$2,060.00
Staff Development-Conf/Travel-Voluntecr	\$500.00	\$41.67	\$0.00	\$0.00	\$208.31	\$0.00	\$0.00
Staff Development-Conf/Travel-Veterinary	\$12,000.00	\$1,000.00	\$0.00	\$0.00	\$5,000.00	\$0.00	\$1,918.81
Staff Development-Conf/Travel-Security	\$4,000.00	\$333.33	\$0.00	\$1,242.57	\$1,666.65	\$0.00	\$2,092.91
Staff Development-Conf/Travel-Visitor Serv	\$8,621.00	\$718.42	\$0.00	\$0.00	\$3,592.06	\$0.00	\$2,135.90
Staff Development-Conf/Travel-Admin	\$18,500.00	\$1,541.67	\$0.00	\$0.00	\$7,708.31	\$0.00	\$2,278.80
Staff Development-Conf/Travel-Human Resc	\$32,000.00	\$2,666.67	\$0.00	\$0.00	\$13,333.31	\$0.00	\$2,995.22
Staff Development-Conf/Travel-Operations	\$4,500.00	\$375.00	\$0.00	(\$100.00)	\$1,875.00	\$0.00	\$1,720.08
Staff Development-Training	\$0.00	\$0.00	\$0.00	\$0.00	\$0.00	\$0.00	\$299.00
Staff Development-Training-Maintenance	\$0.00	\$0.00	\$0.00	\$0.00	\$0.00	\$0.00	\$69.00
Staff Development-Training-Horticulture	\$0.00	\$0.00	\$0.00	\$0.00	\$0.00	\$0.00	\$0.00
Staff Development-Training-Animal	\$0.00	\$0.00	\$0.00	\$0.00	\$0.00	\$0.00	\$0.00
Staff Development-Training-Marketing	\$0.00	\$0.00	\$0.00	\$0.00	\$0.00	\$0.00	\$0.00
Staff Development-Training-Membership	\$0.00	\$0.00	\$0.00	\$0.00	\$0.00	\$0.00	\$0.00
Staff Development-Training-Development	\$0.00	\$0.00	\$0.00	\$0.00	\$0.00	\$0.00	\$0.00
Staff Development-Training-Special Events	\$0.00	\$0.00	\$0.00	\$0.00	\$0.00	\$0.00	\$0.00
Staff Development-Training-Education	\$0.00	\$0.00	\$0.00	\$0.00	\$0.00	\$0.00	\$79.00
Staff Development-Training-Volunteer	\$0.00	\$0.00	\$0.00	\$0.00	\$0.00	\$0.00	\$0.00
Staff Development-Training-Veterinary	\$0.00	\$0.00	\$0.00	\$0.00	\$0.00	\$0.00	\$0.00
Staff Development-Training-Security	\$0.00	\$0.00	\$0.00	\$0.00	\$0.00	\$0.00	\$69.00
Staff Development-Training-Visitor Service	\$0.00	\$0.00	\$0.00	\$0.00	\$0.00	\$0.00	\$0.00
Staff Development-Training-Administration	\$0.00	\$0.00	\$0.00	\$0.00	\$0.00	\$0.00	\$0.00
Staff Development-Training-Human Resourc	\$0.00	\$0.00	\$0.00	\$60.00	\$0.00	\$0.00	\$96.00





# Fresno's Chaffee Zoo Corporation

## Income Statement

### May 2017

	2017 Budget	May Budget	May Measure Z	May Actual	YTD Budget	YTD Measure Z	YTD Actual
Member Premiums-Marketing	\$0.00	\$0.00	\$0.00	\$0.00	\$0.00	\$0.00	\$0.00
Member Premiums-Membership	\$6,000.00	\$500.00	\$0.00	\$0.00	\$2,500.00	\$0.00	\$0.00
Member Premiums-Development	\$9,000.00	\$750.00	\$0.00	\$0.00	\$3,749.96	\$0.00	\$0.00
Member Premiums-Special Events	\$0.00	\$0.00	\$0.00	\$0.00	\$0.00	\$0.00	\$0.00
Pest Control Supplies	\$0.00	\$0.00	\$0.00	\$0.00	\$0.00	\$0.00	\$0.00
Pest Control Supplies-Maintenance	\$100.00	\$8.33	\$0.00	\$0.00	\$41.65	\$0.00	\$0.00
Pest Control Supplies-Horticulture	\$0.00	\$0.00	\$0.00	\$0.00	\$0.00	\$0.00	\$0.00
Pest Control Supplies-Animal	\$300.00	\$25.00	\$0.00	\$0.00	\$125.00	\$0.00	\$0.00
Pest Control Supplies-Veterinary	\$5,200.00	\$433.33	\$0.00	\$0.00	\$2,166.65	\$0.00	\$2,577.37
Photo Supplies	\$0.00	\$0.00	\$0.00	\$0.00	\$0.00	\$0.00	\$0.00
Photo Supplies-Visitor Services	\$0.00	\$0.00	\$0.00	\$0.00	\$0.00	\$0.00	\$0.00
Small Tools	\$0.00	\$0.00	\$0.00	\$0.00	\$0.00	\$0.00	\$0.00
Small Tools-Maintenance	\$3,000.00	\$250.00	\$0.00	\$0.00	\$1,250.00	\$0.00	\$0.00
Small Tools-Horticulture	\$1,200.00	\$100.00	\$0.00	\$0.00	\$500.00	\$0.00	\$0.00
Small Tools-Animal	\$3,000.00	\$250.00	\$0.00	\$0.00	\$1,250.00	\$0.00	\$224.23
Supplies	\$0.00	\$0.00	\$0.00	\$0.00	\$0.00	\$0.00	\$318.06
Supplies-Maintenance	\$32,500.00	\$2,708.33	\$0.00	\$3,209.62	\$13,541.65	\$0.00	\$4,473.43
Supplies-Horticulture	\$500.00	\$41.67	\$0.00	\$0.00	\$208.31	\$0.00	\$0.00
Supplies-Animal	\$0.00	\$0.00	\$0.00	\$0.00	\$0.00	\$0.00	\$1,112.43
Supplies-Marketing	\$2,500.00	\$208.33	\$0.00	\$33.96	\$1,041.65	\$0.00	\$36.68
Supplies-Membership	\$500.00	\$41.67	\$0.00	\$0.00	\$208.31	\$0.00	\$67.17
Supplies-Development	\$9,200.00	\$766.66	\$0.00	\$0.00	\$3,833.30	\$0.00	\$4,242.82
Supplies-Special Events	\$2,500.00	\$166.66	\$0.00	\$10.19	\$833.30	\$0.00	\$30.04
Supplies-Education	\$15,500.00	\$1,291.66	\$0.00	\$687.70	\$6,458.26	\$0.00	\$2,300.90
Supplies-Volunteer	\$2,500.00	\$208.33	\$0.00	\$0.00	\$1,041.65	\$0.00	\$90.02
Supplies-Veterinary	\$130,000.00	\$10,833.33	\$0.00	\$3,739.03	\$54,166.65	\$0.00	\$20,887.84
Supplies-Security	\$500.00	\$41.67	\$0.00	\$1,361.62	\$208.31	\$0.00	\$1,604.44
Supplies-Visitor Services	\$4,100.00	\$341.67	\$0.00	\$0.00	\$1,708.31	\$0.00	\$2,142.16
Supplies-Administration	\$2,000.00	\$166.67	\$0.00	\$0.00	\$833.31	\$0.00	\$551.37
Supplies-Human Resources	\$0.00	\$0.00	\$0.00	\$0.00	\$0.00	\$0.00	\$0.00
Supplies-Operations	\$250.00	\$20.83	\$0.00	\$68.43	\$104.15	\$0.00	\$68.43
Water Quality Supplies-Animal	\$0.00	\$0.00	\$0.00	\$6,875.83	\$0.00	\$0.00	\$26,219.31

# Fresno's Chaffee Zoo Corporation

## Income Statement

### May 2017

	2017 Budget	May Budget	May Measure Z	May Actual	YTD Budget	YTD Measure Z	YTD Actual
Total Supplies	\$595,025.00	\$48,970.81	\$0.00	\$35,750.08	\$215,103.61	\$0.00	\$153,591.38
Telephone							
Telephone	\$38,000.00	\$3,166.67	\$0.00	\$5,235.01	\$15,833.31	\$0.00	\$20,831.54
Telephone-Maintenance	\$750.00	\$62.50	\$0.00	\$25.00	\$312.50	\$0.00	\$125.00
Telephone-Horticulture	\$0.00	\$0.00	\$0.00	\$0.00	\$0.00	\$0.00	\$0.00
Telephone-Animal	\$3,000.00	\$250.00	\$0.00	\$182.58	\$1,250.00	\$0.00	\$1,184.49
Telephone-Marketing	\$0.00	\$0.00	\$0.00	\$25.00	\$0.00	\$0.00	\$125.00
Telephone-Membership	\$300.00	\$25.00	\$0.00	\$25.00	\$125.00	\$0.00	\$125.00
Telephone-Development	\$1,200.00	\$100.00	\$0.00	\$25.00	\$500.00	\$0.00	\$125.00
Telephone-Special Events	\$900.00	\$75.00	\$0.00	\$82.83	\$375.00	\$0.00	\$335.37
Telephone-Education	\$1,500.00	\$125.00	\$0.00	\$25.00	\$625.00	\$0.00	\$291.74
Telephone-Veterinary	\$900.00	\$75.00	\$0.00	\$50.00	\$375.00	\$0.00	\$350.00
Telephone-Security	\$800.00	\$66.67	\$0.00	\$82.83	\$333.31	\$0.00	\$335.38
Telephone-Visitor Services	\$1,500.00	\$125.00	\$0.00	\$140.66	\$625.00	\$0.00	\$546.05
Telephone-Administration	\$2,100.00	\$175.00	\$0.00	\$50.00	\$875.00	\$0.00	\$383.96
Telephone-Human Resource	\$300.00	\$25.00	\$0.00	\$25.00	\$125.00	\$0.00	\$125.00
Telephone-Operations	\$300.00	\$25.00	\$0.00	\$25.00	\$125.00	\$0.00	\$125.00
Total Telephone	\$51,550.00	\$4,295.84	\$0.00	\$5,998.91	\$21,479.12	\$0.00	\$25,008.53
Uniforms							
Uniforms	\$7,500.00	\$625.00	\$0.00	\$350.07	\$3,125.00	\$0.00	\$13,234.15
Uniforms-Maintenance	\$2,500.00	\$208.33	\$0.00	\$205.10	\$1,041.65	\$0.00	\$205.10
Uniforms-Horticulture	\$1,200.00	\$100.00	\$0.00	\$0.00	\$500.00	\$0.00	\$0.00
Uniforms-Animal	\$15,000.00	\$1,250.00	\$0.00	\$574.28	\$6,250.00	\$0.00	\$674.28
Uniforms-Marketing	\$200.00	\$16.67	\$0.00	\$0.00	\$83.31	\$0.00	\$29.25
Uniforms-Membership	\$250.00	\$20.83	\$0.00	\$0.00	\$104.15	\$0.00	\$0.00
Uniforms-Development	\$0.00	\$0.00	\$0.00	\$0.00	\$0.00	\$0.00	\$0.00
Uniforms-Special Events	\$500.00	\$41.66	\$0.00	\$0.00	\$208.30	\$0.00	\$0.00
Uniforms-Education	\$3,000.00	\$250.00	\$0.00	\$0.00	\$1,250.00	\$0.00	\$0.00
Uniforms-Volunteer	\$4,000.00	\$333.33	\$0.00	(\$100.00)	\$1,666.65	\$0.00	\$208.42
Uniforms-Veterinary	\$1,200.00	\$100.00	\$0.00	\$82.04	\$500.00	\$0.00	\$82.04

# Fresno's Chaffee Zoo Corporation

## Income Statement

### May 2017

	2017 Budget	May Budget	May Measure Z	May Actual	YTD Budget	YTD Measure Z	YTD Actual
Uniforms-Security	\$1,700.00	\$141.67	\$0.00	\$0.00	\$708.31	\$0.00	\$0.00
Uniforms-Visitor Services	\$1,750.00	\$145.83	\$0.00	\$0.00	\$729.15	\$0.00	\$0.00
Uniforms-Administration	\$1,000.00	\$83.33	\$0.00	\$0.00	\$416.65	\$0.00	\$0.00
Uniform-Teen Volunteer	\$3,000.00	\$250.00	\$0.00	\$0.00	\$1,250.00	\$0.00	\$0.00
<b>Total Uniforms</b>	<b>\$42,800.00</b>	<b>\$3,566.65</b>	<b>\$0.00</b>	<b>\$1,111.49</b>	<b>\$17,833.17</b>	<b>\$0.00</b>	<b>\$14,433.24</b>
<b>Utilities</b>							
Utilities Gas & Electric	\$625,000.00	\$52,083.33	\$51,437.77	\$51,437.77	\$260,416.65	\$230,218.02	\$230,218.02
Utilities Gas & Electric-Administration	\$0.00	\$0.00	\$0.00	\$0.00	\$0.00	\$0.00	\$0.00
Utilities Water & Sewer	\$50,000.00	\$4,166.67	\$0.00	\$8,690.34	\$20,833.31	\$0.00	\$19,280.13
Utilities Water & Sewer-Administration	\$0.00	\$0.00	\$0.00	\$0.00	\$0.00	\$0.00	\$0.00
Waste Services	\$0.00	\$0.00	\$0.00	\$0.00	\$0.00	\$0.00	\$0.00
<b>Total Utilities</b>	<b>\$675,000.00</b>	<b>\$56,250.00</b>	<b>\$51,437.77</b>	<b>\$60,128.11</b>	<b>\$281,249.96</b>	<b>\$230,218.02</b>	<b>\$249,498.15</b>
<b>Other</b>							
Disposal Fees	\$0.00	\$0.00	\$0.00	\$0.00	\$0.00	\$0.00	\$0.00
Grant Fulfillment	\$0.00	\$0.00	\$0.00	\$0.00	\$0.00	\$0.00	\$0.00
Grant Fulfillment-Education	\$7,000.00	\$583.33	\$0.00	\$0.00	\$2,916.65	\$0.00	\$0.00
Grant Fulfillment-Volunteer	\$0.00	\$0.00	\$0.00	\$0.00	\$0.00	\$0.00	\$0.00
Program Expense	\$0.00	\$0.00	\$0.00	\$0.00	\$0.00	\$0.00	\$0.00
Freight on Purchases	\$0.00	\$0.00	\$0.00	\$0.00	\$0.00	\$0.00	\$0.00
Freight on Purchases-Animal	\$0.00	\$0.00	\$0.00	\$0.00	\$0.00	\$0.00	\$0.00
Freight on Purchases-Visitor Services	\$0.00	\$0.00	\$0.00	\$0.00	\$0.00	\$0.00	\$0.00
Freight on Purchases-Administration	\$0.00	\$0.00	\$0.00	\$0.00	\$0.00	\$0.00	\$0.00
Miscellaneous	\$0.00	\$0.00	\$0.00	\$3.60	\$0.00	\$0.00	\$1,527.15
Miscellaneous-Maintenance	\$500.00	\$41.67	\$0.00	\$0.00	\$208.31	\$0.00	\$0.00
Miscellaneous-Horticulture	\$0.00	\$0.00	\$0.00	\$0.00	\$0.00	\$0.00	\$0.00
Miscellaneous-Animal	\$2,000.00	\$166.67	\$0.00	\$232.62	\$833.31	\$0.00	\$469.62
Miscellaneous-Marketing	\$0.00	\$0.00	\$0.00	\$0.00	\$0.00	\$0.00	\$0.00
Miscellaneous-Development	\$0.00	\$0.00	\$0.00	\$27.37	\$0.00	\$0.00	\$27.37
Miscellaneous-Special Events	\$9,075.00	\$0.00	\$0.00	\$0.00	\$4,575.00	\$0.00	(\$0.99)
Miscellaneous-Education	\$500.00	\$41.67	\$0.00	\$0.00	\$208.31	\$0.00	\$25.00

2017-05-09  
 Part 1 page 8 of 9

2/

Income Statement

May 2017

	2017 Budget	May Budget	May Measure Z	May Actual	YTD Budget	YTD Measure Z	YTD Actual
Miscellaneous-Docent	\$0.00	\$0.00	\$0.00	\$0.00	\$0.00	\$0.00	\$0.00
Miscellaneous-Veterinary	\$4,000.00	\$333.33	\$0.00	\$95.95	\$1,666.65	\$0.00	\$658.75
Miscellaneous-Security	\$500.00	\$41.67	\$0.00	\$0.00	\$208.31	\$0.00	\$0.00
Miscellaneous-Visitor Services	\$0.00	\$0.00	\$0.00	\$0.00	\$0.00	\$0.00	\$0.00
Miscellaneous-Administration	\$2,000.00	\$166.67	\$0.00	\$60.00	\$833.31	\$0.00	\$106.16
Miscellaneous-Human Resources	\$0.00	\$0.00	\$0.00	\$45.00	\$0.00	\$0.00	\$107.00
Miscellaneous-Capital Projects	\$0.00	\$0.00	\$0.00	\$0.00	\$0.00	\$0.00	\$0.00
Retail (inventory related)							
Cash Over and Short	\$0.00	\$0.00	\$0.00	\$0.00	\$0.00	\$0.00	\$0.00
Cost of Merchandise Sold	\$0.00	\$0.00	\$0.00	\$0.00	\$0.00	\$0.00	\$0.00
Discounts and Adjustments	\$0.00	\$0.00	\$0.00	\$0.00	\$0.00	\$0.00	\$0.00
Inventory Change-Gift Shop	\$0.00	\$0.00	\$0.00	\$0.00	\$0.00	\$0.00	\$0.00
Loss on Disposal of Asset	\$0.00	\$0.00	\$0.00	\$0.00	\$0.00	\$0.00	\$0.00
Purchases-Merchandise	\$0.00	\$0.00	\$0.00	\$0.00	\$0.00	\$0.00	\$0.00
Total Retail (inventory related)	\$0.00	\$0.00	\$0.00	\$0.00	\$0.00	\$0.00	\$0.00
Total Other	\$25,575.00	\$1,375.01	\$0.00	\$464.54	\$11,449.85	\$0.00	\$2,920.06
Total Other Expenses	\$5,810,701.00	\$467,186.41	\$105,231.29	\$431,199.62	\$2,340,922.54	\$400,275.45	\$1,906,302.33
<b>TOTAL OPERATING EXPENSES</b>	<b>\$14,528,442.00</b>	<b>\$1,143,928.52</b>	<b>\$374,636.27</b>	<b>\$1,054,488.79</b>	<b>\$5,834,646.08</b>	<b>\$1,792,240.84</b>	<b>\$5,017,744.04</b>
Expansion/Nonoperating Exp.							
Expansion/Nonoperating Exp.							
Planning	\$0.00	\$0.00	\$0.00	\$0.00	\$0.00	\$0.00	\$0.00
Planning-Animal	\$0.00	\$0.00	\$0.00	\$0.00	\$0.00	\$0.00	\$0.00
Planning-Capital Project	\$0.00	\$0.00	\$0.00	\$0.00	\$0.00	\$0.00	\$0.00
City Reimbursement	\$0.00	\$0.00	\$0.00	\$0.00	\$0.00	\$0.00	\$0.00
Misc capital expenses	\$0.00	\$0.00	\$0.00	\$0.00	\$0.00	\$0.00	\$0.00
EIR (non MZ)	\$0.00	\$0.00	\$0.00	\$0.00	\$0.00	\$0.00	\$0.00
EIR (non MZ)-Capital Projects	\$0.00	\$0.00	\$0.00	\$0.00	\$0.00	\$0.00	\$0.00
Projects-Maintenance	\$0.00	\$0.00	\$0.00	\$0.00	\$0.00	\$0.00	\$0.00

Page 38 of 39

**Fresno's Chaffee Zoo Corporation**  
**Income Statement**  
 May 2017

	2017 Budget	May Budget	May Measure Z	May Actual	YTD Budget	YTD Measure Z	YTD Actual
Projects-Horticulture	\$0.00	\$0.00	\$0.00	\$0.00	\$0.00	\$0.00	\$0.00
Projects-Animal	\$0.00	\$0.00	\$0.00	\$0.00	\$0.00	\$0.00	\$0.00
Misc. Specialized Services-Capital Projects	\$0.00	\$0.00	\$0.00	\$0.00	\$0.00	\$0.00	\$0.00
Total Expansion/Nonoperating Exp.	<u>\$0.00</u>	<u>\$0.00</u>	<u>\$0.00</u>	<u>\$0.00</u>	<u>\$0.00</u>	<u>\$0.00</u>	<u>\$0.00</u>
Total Expansion/Nonoperating Exp.	<u>\$0.00</u>	<u>\$0.00</u>	<u>\$0.00</u>	<u>\$0.00</u>	<u>\$0.00</u>	<u>\$0.00</u>	<u>\$0.00</u>
<b>TOTAL EXPENSES</b>	<u><b>\$14,528,442.00</b></u>	<u><b>\$1,143,928.52</b></u>	<u><b>\$374,636.27</b></u>	<u><b>\$1,054,488.79</b></u>	<u><b>\$5,834,646.08</b></u>	<u><b>\$1,792,240.84</b></u>	<u><b>\$5,017,744.04</b></u>
<b>BEGINNING FUND BALANCE</b>	\$78,973,647.49	\$80,366,189.96	(\$24,758,372.40)	\$80,366,189.96	\$78,973,647.49	(\$23,340,767.83)	\$78,973,647.49
<b>NET SURPLUS/(DEFICIT)</b>	\$191,808.00	\$376,304.32	(\$374,636.27)	\$129,724.99	\$630,407.80	(\$1,792,240.84)	\$1,522,267.46
<b>ENDING FUND BALANCE</b>	<u><u>\$79,165,455.49</u></u>	<u><u>\$80,742,494.28</u></u>	<u><u>(\$25,133,008.67)</u></u>	<u><u>\$80,495,914.95</u></u>	<u><u>\$79,604,055.29</u></u>	<u><u>(\$25,133,008.67)</u></u>	<u><u>\$80,495,914.95</u></u>

2017-05-31 art 1 page 39 of 39

# Fresno's Chaffee Zoo Corporation

## General Ledger Report

### May 2017

 Agrees to attached  
invoices

 Agrees to attached  
Income Statement

Date	Trans.	Journal	Reference	Debit Amount	Credit Amount	Balance
<b>1-5003-03</b>						
<b>Account: 1-5003-03 (Animal Feed-Animal)</b>						
5/1/2017			<i>Account Beginning Balance</i>			\$116,263.91
5/4/2017	11338-317	Accounts Payable	Whitie's Pets-Animal Food	\$16.20		
5/4/2017	11338-321	Accounts Payable	Whitie's Pets-Animal Feed & Supplies	\$14.58		
5/4/2017	11338-324	Accounts Payable	Whitie's Pets-Animal Feed	\$9.74		
5/4/2017	11338-326	Accounts Payable	Whitie's Pets-Animal Feed	\$41.11		
5/4/2017	11338-328	Accounts Payable	One World Beef Packers, LLC-Animal Beef	\$8,517.35 ✓		
5/4/2017	11338-345	Accounts Payable	Valley Produce, Inc.-Produce	\$46.00		
5/4/2017	11338-348	Accounts Payable	Valley Produce, Inc.-232520		\$23.00	
5/4/2017	11338-353	Accounts Payable	Hay Company-Hay	\$3,851.25 ✓		
5/4/2017	11338-381	Accounts Payable	Valley Produce, Inc.-Produce	\$3,004.70 ✓		
5/4/2017	11338-383	Accounts Payable	Valley Produce, Inc.-Produce	\$68.50		
5/4/2017	11363-408	Accounts Payable	Visa- Premier Valley Bank-Misc. Expenses-Brian	\$25.95		
5/5/2017	11363-99	Accounts Payable	Visa- Premier Valley Bank-Misc. Expenses-Lynn	\$769.79		
5/10/2017	11363-175	Accounts Payable	Valley Produce, Inc.-Produce	\$3,039.30 ✓		
5/10/2017	11363-177	Accounts Payable	Valley Produce, Inc.-Produce	\$3,276.40 ✓		
5/10/2017	11363-199	Accounts Payable	Purina Animal Nutrition, LLC-Vitamin E TPGS 20% Sol.	\$456.54		
5/10/2017	11363-206	Accounts Payable	Hay Company-Hay	\$5,664.22 ✓		
5/10/2017	11363-210	Accounts Payable	Costco - Capitol One-Romaine	\$230.30		
5/10/2017	11363-239	Accounts Payable	Bassett's Cricket Ranch, Inc.-Crickets	\$573.05		
5/17/2017	11363-469	Accounts Payable	Whitie's Pets-Supplies & Animal Food	\$35.59		
5/17/2017	11363-476	Accounts Payable	Valley Produce, Inc.-Produce	\$960.00		
5/17/2017	11363-478	Accounts Payable	Central Fish-Fish	\$287.50		
5/18/2017	11363-490	Accounts Payable	Central Fish-Fish	\$239.61		
5/18/2017	11363-494	Accounts Payable	Central Fish-Fish	\$276.15		
5/18/2017	11363-498	Accounts Payable	Central Fish-Fish	\$335.65		
5/18/2017	11363-501	Accounts Payable	Central Fish-Fish	\$157.05		
5/18/2017	11363-506	Accounts Payable	Hill's Pet Nutrition Sales, In-Animal Feed	\$344.75		
5/18/2017	11363-542	Accounts Payable	Valley Produce, Inc.-Produce	\$2,598.30 ✓		
5/21/2017	11393-77	Accounts Payable	McRoberts Sales Co., Inc.-Fish	\$1,905.94 ✓		
5/21/2017	11393-79	Accounts Payable	Valley Produce, Inc.-Produce	\$2,035.20 ✓		
5/21/2017	11393-81	Accounts Payable	Valley Produce, Inc.-Produce	\$365.00		
5/21/2017	11393-85	Accounts Payable	Bassett's Cricket Ranch, Inc.-Crickets	\$573.05		
5/21/2017	11393-109	Accounts Payable	Layne Laboratories, Inc.-Frozen Mice	\$2,826.84 ✓		
5/21/2017	11393-119	Accounts Payable	Central Fish-Fish	\$650.90		
5/21/2017	11393-141	Accounts Payable	Golden State Bait, Inc.-Fish	\$97.60		
5/21/2017	11393-145	Accounts Payable	Valley Produce, Inc.-Produce	\$304.00		
5/21/2017	11393-147	Accounts Payable	Valley Produce, Inc.-Produce	\$2,227.20 ✓		
5/21/2017	11393-156	Accounts Payable	Hay Company-Hay	\$5,974.84 ✓		
5/21/2017	11393-167	Accounts Payable	Bassett's Cricket Ranch, Inc.-Crickets	\$590.37		
5/22/2017	11393-174	Accounts Payable	Valley Produce, Inc.-Produce	\$1,426.00 ✓		

# Fresno's Chaffee Zoo Corporation General Ledger Report May 2017

Date	Trans.	Journal	Reference	Debit Amount	Credit Amount	Balance
<b>Account: 1-5003-03 (Animal Feed-Animal)</b>						
				<i>Account Subtotals</i>	\$53,816.52	\$23.00
5/31/2017				<i>Account Net Change</i>		\$53,793.52
5/31/2017				<i>Account Ending Balance</i>		<u>\$170,057.43</u>
<b>1-5014-00</b>						
<b>Account: 1-5014-00 (Bank Fees-Measure Z)</b>						
5/1/2017				<i>Account Beginning Balance</i>		\$0.00
5/31/2017				<i>Account Net Change</i>		\$0.00
5/31/2017				<i>Account Ending Balance</i>		<u>\$0.00</u>
<b>1-5080-03</b>						
<b>Account: 1-5080-03 (Benefits-Animal)</b>						
5/1/2017				<i>Account Beginning Balance</i>		\$131,106.70
5/1/2017	11307-1	Journal Entry	To reclassify Sun Life	\$698.80		
5/1/2017	11311-1	Journal Entry	To reclassify VSP	\$774.74		
5/1/2017	11312-1	Journal Entry	To reclassify Ameritas	\$2,373.04		
5/1/2017	11313-1	Journal Entry	To reclassify UnitedHealthcare of CA	\$27,222.89		
5/3/2017	11359-10	Journal Entry	HSA Reversal - Incorrect Accts		\$118.44	
5/12/2017	11354-50	Payroll	HSA Employer Contribution	\$78.96		
5/12/2017	11354-56	Payroll	HSA Employer Contribution	\$910.22		
5/26/2017	11377-50	Payroll	HSA Employer Contribution	\$78.96		
5/26/2017	11377-56	Payroll	HSA Employer Contribution	\$673.34		
				<i>Account Subtotals</i>	\$32,810.95	\$118.44
5/31/2017				<i>Account Net Change</i>		\$32,692.51
5/31/2017				<i>Account Ending Balance</i>		<u>\$163,799.21</u>
<b>1-5080-10</b>						
<b>Account: 1-5080-10 (Benefits-Veterinary)</b>						
5/1/2017				<i>Account Beginning Balance</i>		\$19,333.68
5/1/2017	11307-4	Journal Entry	To reclassify Sun Life	\$90.57		
5/1/2017	11311-4	Journal Entry	To reclassify VSP	\$110.14		
5/1/2017	11312-4	Journal Entry	To reclassify Ameritas	\$382.84		
5/1/2017	11313-4	Journal Entry	To reclassify UnitedHealthcare of CA	\$3,940.65		
5/3/2017	11359-11	Journal Entry	HSA Reversal - Incorrect Accts		\$39.48	
5/12/2017	11354-57	Payroll	HSA Employer Contribution	\$197.40		
5/26/2017	11377-57	Payroll	HSA Employer Contribution	\$118.44		

2017-05 Part 2, Page 2 of 27





# Fresno's Chaffee Zoo Corporation General Ledger Report May 2017

Date	Trans.	Journal	Reference	Debit Amount	Credit Amount	Balance
<b>Account: 1-5080-10 (Benefits-Veterinary)</b>						
				<i>Account Subtotals</i>	\$4,840.04	\$39.48
						<i>Account Net Change</i>
5/31/2017						\$4,800.56 ✓
5/31/2017						<u>\$24,134.24</u>
<b>1-5131-03</b>						
<b>Account: 1-5131-03 (Payroll Taxes-Animal)</b>						
						<i>Account Beginning Balance</i>
5/1/2017						\$55,622.14
5/12/2017	11354-75	Payroll	Payroll Taxes	\$541.88		
5/12/2017	11354-82	Payroll	Payroll Taxes	\$6,217.81		
5/26/2017	11377-75	Payroll	Payroll Taxes	\$515.45		
5/26/2017	11377-82	Payroll	Payroll Taxes	\$6,302.59		
				<i>Account Subtotals</i>	\$13,577.73	\$0.00
						<i>Account Net Change</i>
5/31/2017						\$13,577.73 ✓
5/31/2017						<u>\$69,199.87</u>
<b>1-5131-10</b>						
<b>Account: 1-5131-10 (Payroll Taxes-Veterinary)</b>						
						<i>Account Beginning Balance</i>
5/1/2017						\$7,151.98
5/12/2017	11354-83	Payroll	Payroll Taxes	\$685.53		
5/26/2017	11377-83	Payroll	Payroll Taxes	\$685.13		
				<i>Account Subtotals</i>	\$1,370.66	\$0.00
						<i>Account Net Change</i>
5/31/2017						\$1,370.66 ✓
5/31/2017						<u>\$8,522.64</u>
<b>1-5153-03</b>						
<b>Account: 1-5153-03 (Retirement Contribution-Animal)</b>						
						<i>Account Beginning Balance</i>
5/1/2017						\$16,240.50
5/12/2017	11354-24	Payroll	5/12/2017 retirement match	\$121.77		
5/12/2017	11354-30	Payroll	5/12/2017 retirement match	\$1,933.09		
5/26/2017	11377-24	Payroll	5/26/2017 retirement match	\$125.76		
5/26/2017	11377-30	Payroll	5/26/2017 retirement match	\$1,967.44		
				<i>Account Subtotals</i>	\$4,148.06	\$0.00
						<i>Account Net Change</i>
5/31/2017						\$4,148.06 ✓
5/31/2017						<u>\$20,388.56</u>

# Fresno's Chaffee Zoo Corporation General Ledger Report May 2017

Date	Trans.	Journal	Reference	Debit Amount	Credit Amount	Balance
<b>1-5153-10</b>						
<b>Account: 1-5153-10 (Retirement Contribution-Veterinary)</b>						
5/1/2017						\$2,881.65
			<i>Account Beginning Balance</i>			
5/12/2017	11354-31	Payroll	5/12/2017 retirement match	\$224.01		
5/26/2017	11377-31	Payroll	5/26/2017 retirement match	\$224.01		
			<i>Account Subtotals</i>	\$448.02	\$0.00	
5/31/2017			<i>Account Net Change</i>			\$448.02
5/31/2017			<i>Account Ending Balance</i>			\$3,329.67
<b>1-5165-03</b>						
<b>Account: 1-5165-03 (Salaries-Animal)</b>						
5/1/2017						\$731,057.84
			<i>Account Beginning Balance</i>			
5/12/2017	11354-2	Payroll	Salaries	\$7,093.70		
5/12/2017	11354-9	Payroll	Salaries	\$81,755.09		
5/26/2017	11377-2	Payroll	Salaries	\$6,748.18		
5/26/2017	11377-9	Payroll	Salaries	\$83,338.47		
			<i>Account Subtotals</i>	\$178,935.44	\$0.00	
5/31/2017			<i>Account Net Change</i>			\$178,935.44
5/31/2017			<i>Account Ending Balance</i>			\$909,993.28
<b>1-5165-10</b>						
<b>Account: 1-5165-10 (Salaries-Veterinary)</b>						
5/1/2017						\$93,530.79
			<i>Account Beginning Balance</i>			
5/12/2017	11354-10	Payroll	Salaries	\$8,881.33		
5/26/2017	11377-10	Payroll	Salaries	\$9,035.95		
			<i>Account Subtotals</i>	\$17,917.28	\$0.00	
5/31/2017			<i>Account Net Change</i>			\$17,917.28
5/31/2017			<i>Account Ending Balance</i>			\$111,448.07
<b>1-5191-00</b>						
<b>Account: 1-5191-00 (Utilities Gas &amp; Electric)</b>						
5/1/2017						\$178,780.25
			<i>Account Beginning Balance</i>			
5/4/2017	11338-275	Accounts Payable	P G & E-Service thru 3/23-4/21/17	\$340.75		
5/4/2017	11338-277	Accounts Payable	P G & E-Service thru 3/23-4/21/17	\$1,241.06		
5/4/2017	11338-279	Accounts Payable	P G & E-Service thru 3/22-4/20/17	\$74.31		

2017-06 Part 2, Page 4 of 27

# Fresno's Chaffee Zoo Corporation General Ledger Report May 2017

Date	Trans.	Journal	Reference	Debit Amount	Credit Amount	Balance
<b>Account: 1-5191-00 (Utilities Gas &amp; Electric)</b>						
5/28/2017	11393-410	Accounts Payable	P G & E-Service thru 4/5-5/4/17	61/ ✓ \$38,214.71		
5/28/2017	11393-412	Accounts Payable	P G & E-Services thru 4/5-5/4/17	63/ ✓ \$5,068.05		
5/28/2017	11393-415	Accounts Payable	P G & E-Service thru 4/6-5/5/17	65/ ✓ \$5,682.66		
5/31/2017	11393-637	Accounts Payable	P G & E-Service thru 4/21-5/21/17	\$42.85		
5/31/2017	11393-657	Accounts Payable	P G & E-Service thru 4/22-5/22/17	\$680.72		
5/31/2017	11393-659	Accounts Payable	P G & E-Service thru 4/22-5/22/17	\$92.66		
<i>Account Subtotals</i>				\$51,437.77	2/ \$0.00	
<i>Account Net Change</i>						\$51,437.77 ✓
<i>Account Ending Balance</i>						<u>\$230,218.02</u>
<b>1-5200-03</b>						
<b>Account: 1-5200-03 (Workers Comp-Animal)</b>						
				<i>Account Beginning Balance</i>		\$58,101.57
5/12/2017	11354-97	Payroll	Workers Comp	\$572.71		
5/12/2017	11354-104	Payroll	Workers Comp	\$6,463.77		
5/21/2017	11393-55	Accounts Payable	Home Depot Credit Se-6162586		\$85.30	
5/26/2017	11377-97	Payroll	Workers Comp	\$537.32		
5/26/2017	11377-104	Payroll	Workers Comp	\$6,567.25		
<i>Account Subtotals</i>				\$14,141.05	\$85.30	
<i>Account Net Change</i>						\$14,055.75 ✓
<i>Account Ending Balance</i>						<u>\$72,157.32</u>
<b>1-5200-10</b>						
<b>Account: 1-5200-10 (Workers Comp-Veterinary)</b>						
				<i>Account Beginning Balance</i>		\$7,533.56
5/12/2017	11354-105	Payroll	Workers Comp	\$726.37		
5/26/2017	11377-105	Payroll	Workers Comp	\$732.60		
<i>Account Subtotals</i>				\$1,458.97	\$0.00	
<i>Account Net Change</i>						\$1,458.97 ✓
<i>Account Ending Balance</i>						<u>\$8,992.53</u>
				<i>Grand Total Beginning Balance</i>		\$1,417,604.57
				<i>Grand Total Net Change</i>		\$374,636.27
				<i>Grand Total Ending Balance</i>		<u>\$1,792,240.84</u>

2017-06 Part 2, Page 5 of 27



**Invoice: 4823**  
Customer: FRESNO

Ties to attached  
GL

*5003-03  
VJ*

One World Beef, LLC  
6363 Knott Ave  
Buena Park CA 90620 USA  
Phone: 855/551-2333

**Bill To:**  
Fresno's Chaffee Zoo Corp  
894 N Belmont Ave  
Fresno, CA 93728

**Ship To:**  
US Cold Storage  
2525 E North Ave  
Fresno, CA 93725

(559) 492-4437

(559) 237-6145

**Product of USA**

Invoice Date 3/31/2017	Ship Via AFS	F.O.B Destination	Terms Net 7
Purchase Order Number 14678	Required Date 4/3/2017	Salesperson EB	Our Order Number 14678

Order QTY	Ship QTY	Product	Description	Weight	Unit Price	Ext Price
17	18	50005-99-BRW	BONE IN BEEF(INEDIBLE-NOT INTENDED FOR HUMAN FOOD)	547.80	1.0000	547.80
254	254	50015-99-BRW	BONELESS BEEF(INEDIBLE-NOT INTENDED FOR HUMAN FOOD)	7,865.40	1.0000	7,865.40
4	4	51902-2-BRW	HOOVES (CLEANED)	200.30	0.5200	104.15

Total Cases: 276	Total Weight: 8,613.50	Total Invoice: 8,517.35 ✓
------------------	------------------------	---------------------------

\*\*\* Products with codes ending in 5,6,7,8 or 9 Meet EV Program Requirements for Singapore, Thailand, Vietnam, Hong Kong, Bovine, Russia and Ukraine.  
 \*\*\* Products with codes ending in 5,6,7,8 or 9 Meet QSA LT 30 Program Requirements for Japan, Korea and Taiwan

**THE HAY COMPANY**

10470 E. MCKINLEY  
SANGER, CA 93657  
(559) 251-2981

5045-03 0032 17.17

5003-03 0032 3851.25 ✓

5003-03  
g

CUSTOMER P.O. NUMBER \_\_\_\_\_ DATE April 7 2017

NAME [Handwritten]

ADDRESS [Handwritten]

CITY \_\_\_\_\_

SOLD BY \_\_\_\_\_ CASH \_\_\_\_\_ CHARGE X CUSTOMER ACCOUNT # \_\_\_\_\_

QUAN.	DESCRIPTION	PRICE	AMOUNT
	[Handwritten]		
	[Handwritten]	16.70	181.20
	[Handwritten]	19.20	165.00
	[Handwritten]	12.95	222.00
	[Handwritten]	19.40	39.50
	[Handwritten]		
	[Handwritten]	12.90	910.20
	[Handwritten]	13.00	22.00
	[Handwritten]	19.45	359.50
	[Handwritten]	17.75	15.50
	[Handwritten]		19.00
	[Handwritten]	24.50	16.00
	[Handwritten]		41.50
	[Handwritten]	18.50	25.25
	[Handwritten]	19.70	54.90
		TAX	
		TOTAL	

TERMS: Bills are due and payable on the 10th of the month. PAST DUE bills are subject to 1 1/2% interest per month. (ANNUAL RATE 18%)

INVOICE

No. \_\_\_\_\_ Rec'd By [Handwritten]

**THE HAY COMPANY**

10470 E. MCKINLEY  
SANGER, CA 93657  
(559) 251-2981

CUSTOMER P.O. NUMBER \_\_\_\_\_ DATE April 7 2017

NAME [Handwritten]

ADDRESS [Handwritten]

CITY \_\_\_\_\_

SOLD BY \_\_\_\_\_ CASH \_\_\_\_\_ CHARGE X CUSTOMER ACCOUNT # \_\_\_\_\_

QUAN.	DESCRIPTION	PRICE	AMOUNT
1	[Handwritten]		5.10
2	[Handwritten]	2.96	7.92
20	[Handwritten]	4.04	12.08
12	[Handwritten]	1.280	1.97
2	[Handwritten]	7.00	14.00
1	[Handwritten]		2.10
10	[Handwritten]	2.70	27.00
2	[Handwritten]	1.50	3.00
1	[Handwritten]		2.10
		TAX	225.22
		TOTAL	922.52

TERMS: Bills are due and payable on the 10th of the month. PAST DUE bills are subject to 1 1/2% interest per month. (ANNUAL RATE 18%)

INVOICE

No. \_\_\_\_\_ Rec'd By [Handwritten]

2017-06 Part 2, Page 7 of 27



*Needs before 8: AM*

*503-0308*

**VALLEY PRODUCE, INC.**

P.O. BOX 11664, FRESNO, CALIFORNIA 93774

e-mail: valleypro@comcast.net

PHONE (559) 237-3328

FAX (559) 237-5611

**No. C** *PA2756*

✓	QUAN.	ITEM	PRICE	AMOUNT	✓	QUAN.	ITEM	PRICE	AMOUNT	✓	QUAN.	ITEM	PRICE	AMOUNT
		Broccoli Florets										25# Jumbo Carrot		1.50
✓	(9)	BROCCOLI Crown (18ct)	13.75	123.75	✓	11	EGGS 15/doz	12.00	132.00	✓	11	CARROTS (50#) / 25#		10.100
✓	(3)	CAULIFLOWER	13.75	41.25	✓	2	Peranto (can 5lb)	3.00	6.00			Grabits 100/200 ct		
✓	100	CELERY	2.100	210.00	✓	3	KALE	1.75	5.25			48/1# Carrot		
		CABBAGE white			✓	3	LEEKs		10.00			Baby Carrot		
		CABBAGE red			✓	10	CORN		2.900			Pinto Beans #100		
		CILANTRO					HERBS			5	✓	1	Carrots PMS	1.75
		SPRING MIX 3#					Basil					J. Yel. Onions		
✓	2	Seafood Shell		1.350			Chives				✓	30	Swiss Chard	1.75
		LETTUCE					Mint					Potatoes		
✓	40	Green Leaf	4.800	192.00			Rosemary					10/5 Russet		
✓	20	Red Leaf	2.950	59.00			Thyme					5/10 Russet		
✓	21	Romaine 47.75		1002.75	✓	2	Yogurt (Unflavored)		7.00			Ctn. Russet		
		SPINACH 2 1/2 #					Apples					Red Potatoes ___ sz		
		EGGPLANT			✓	9	Apples 70/80		282.00			Mid Virginia Potatoes		5.70
✓	10	Endive (Curl)		2.650	✓	1	Apples Sliced 100/200		3.00		✓	12	YAMS Med Jumbo	6.50
		PARSLEY Flat / Curly (C)			✓	1	Oranges		1.900		✓	3	Jicama	
✓	1	Turnip		2.750	✓	1	Lemons		2.10		✓	20	Cucumbers (Sliced)	4.75
		GREEN ONIONS			✓	4	Limes		2.10		✓	17	CUCUMBERS	1.30
		RADDISH			✓	17	Banana's		11.700		✓	2	Squash (Acorn)	4.00
✓	6	GREEN BEANS		3.50	✓	17	Raspberries		2.00		✓	20	Med. I.T. Squash	11.50
		ASPARAGUS					Blueberries		2.100		✓	20	Yellow Squash	
✓	1	White Vinegar		1.400	✓	6	Blackberries		2.400		✓	2	Bullant Squash	4.00
✓	100	BELL PEPPER Green		14.00	✓	10	GRAPES Red		2.400		✓	2	Avocado (Ripe)	6.00
		BELL PEPPER Red			✓	10	GRAPES Lunch Bunch		8.300		✓	3	Avocado (Firm)	
		Chili Jalapeno			✓	4	Mango's		1.200				Garlic (5# Peeled)	
		Chili Tomatillo			✓	10	Nectarines						Garlic (Whole)	
		Chili Long Grn/Pasilla			✓	10	Papaya		8.00		✓	1	TOMATOES	
✓	10	Alfalfa Sprouts 1#/4oz		2.25	✓	4	Peach		2.00		✓	1	ROMA TOMATOES	
		Bean Sprouts			✓	10	Pear 120ct		2.875				GRAPE TOMATOES	
		Cole Slaw (white cabbage)			✓	4	Pineapple		1.200				CHEERRY TOMATOES	
		Cabbage Shred Red			✓	4	Plum						Cherry Tomatoes	
		Carrot Shred / Coln			✓	4	Strawberry		11.00		✓	1	25# Beets	1.75
		Carrot Sticks 2/4			✓	4	MELON						MUSHROOMS (sliced)	
		Celery Sticks 2/4			✓	1	Cantaloupe		3.600				Bulton Mushroom	
		Yel. Onions Sliced/Diced			✓	1	Honeydew		2.200		✓	20	Medium Mushroom	3.70
		Red Onions Sliced/Diced			✓	1	Watermelon #		1.000				Portabella Mushroom	
		Tossed Salad / SC			✓	1							12/8 oz. Mushroom	
		Shred Lettuce			✓	1								
		Cabbage/Romaine Blend			✓	1								

ORDER FILLED BY

DELIV. BY

REG'D IN GOOD ORDER

C.O.D.

**TOTAL** ▶ *3004.70*

TERMS: NET CASH - A FINANCE CHARGE OF 1 1/2 % PER MONTH (18% PER YEAR) WILL BE CHARGED ON PAST DUE ACCOUNTS.

THANK YOU

*Brooks*

*M2*

**VALLEY PRODUCE, INC.**

P.O. BOX 11664, FRESNO, CALIFORNIA 93774  
e-mail: valleypro@comcast.net

Sold to

*Fresno Zoo*  
PHONE (559) 237-3328  
FAX (559) 237-5611

Date

*4-18-17*

No. *C* 231977

*5003-039*

QUAN.	ITEM	PRICE	AMOUNT	QUAN.	ITEM	PRICE	AMOUNT	QUAN.	ITEM	PRICE	AMOUNT
	Broccoli Florets			X(2)	Ch Clarved yogurt	750	X(25#)		Jumbo carrot		1300
(9)	BROCCOLI <del>18ct</del> (18ct)	1800	X(6)		EGGS (doz)	900	X(5)		CARROTS 50# / 25#		11500
(5)	CAULIFLOWER	1750	X(10)		Adelion grapes	235			Grabits 100/200 ct		
2#	<del>CELERY</del> Raw Beans <i>insheet no sheet</i>	100	X(30)		KALE	195	5925		48/1# Carrot		
	CABBAGE white			X(5)	LEEKS		1000		Baby Carrot		
	CABBAGE red				CORN				Pinto Beans #100		
	CILANTRO			X(1)	4oz Peanut Butter	950	X(10)		Parsnip		3300
	SPRING MIX 3#			X(1)	5# - Honey 5#	1650			J. Yel. Onions		
30	Swiss chard	175	5325	X(3)	Jelly Beans	5400			Red Onions		
	LETTUCE			X(3#)	3/1# Jack cheese	900	X(10)		Beets 25#		185
40	Green Leaf	6100	24400	X(3#)	3/1# Walnut <i>insheet no sheet</i>	1400	X(12)		Potatoes Apple Juice		1200
30	Red Leaf	6100	18300	X(2#)	Sunflower Seeds <i>insheet no sheet</i>	1350			10/5 Russet		
18	Romaine	5000	9000	X(10)	Entire - TRILOGY				5/10 Russet		
1 case	24ct Romaine		6075	X(9)	Apples green 70/80	26100			Ctn. Russet		
	EGGPLANT			X(2 cases)	Cracker Ticks	2000			Red Potatoes ___ sz		
2#	Chollard green	225	4550		Apples Sliced 100/200		X(40)		Sweet Potatoe		8400
	PARSLEY Flat / Curly			X(7#)	Kiwi	630	X(30)		YAMS Med / <u>dumbo</u>		6300
(1)	Gallon vinegar	350	X(10)		Oranges 113	2150			Jicama		
	GREEN ONIONS			X(4#)	Lemons	360	X(1)		SPELLATI Squash		200
	RADDISH				Limes		X(17#)		CUCUMBERS		1360
0#	GREEN BEANS 7/5 # <i>agg</i>	2750	X(10)		Banana's	12900	X(10)		Raisin 4.5#		1350
	ASPARAGUS				Raspberries		X(2)		SQUASH Butternut		400
10#	Cactus Pads	1775	X(6)		Blueberries	1950			Med. I.T. Squash		
10#	BELL PEPPER Green	1800	X(10)		Blackberries				Yellow Squash		
	BELL PEPPER Red			X(10)	GRAPES Red	3400	X(2)		Acorn Squash		400
	Chili Jalapeno				GRAPES Lunch Bunch		X(3)		Avocado (Ripe)		600
	Chili Tomatillo			X(10)	Frag	325			Avocado (Firm)		
	Chili Long Grn/Pasilla			X(20)	Mango's	2200			Garlic (5# Peeled)		
10#	Tulip green	2275	X(10)		Nectarines				Garlic -(Whole)		
	Alfalfa Sprouts 1#/4oz			X(6)	Papaya	1500	X(1)		Black eye peas		925
	Bean Sprouts				Peach		X(10)		TOMATOES		1950
	Cole Slaw (white cabbage)				Pear				ROMA TOMATOES		
	Cabbage Shred Red			X(3)	Pineapple	900			GRAPE TOMATOES		
#	Carrot <u>shred</u> / <u>cut</u>	480	X(4)		Plum				CHERRY TOMATOES		
	Carrot Sticks 2/4			X(4)	Strawberry	1000	X(12)		mixed veggie		5700
	Celery Sticks 2/4			X(2#)	grapefruit	200	X(1)		Sugar Free Jell		225
	Yel. Onions Sliced/Diced				MELON				MUSHROOMS (sliced)		
	Red Onions Sliced/Diced			X(18)	Cantaloupe (2 cases)	4200			Button Mushroom		
	Tossed Salad / SC			X(5)	Honeydew (1 case)	2100	X(10)		Medium Mushroom		2050
	Shred Lettuce			X(5)	Watermelon #	2800			Portabella Mushroom		
	Cabbage/Romaine Blend			X(10)	Tulip	2350			12/8 oz. Mushroom		m2

ORDER FILLED BY

REC'D BY

BEG'D IN ORDER BY

C.O.D.

TOTAL ▶

*3039.30*

TERMS: NET CASH - A FINANCE CHARGE OF 1 1/2 % PER MONTH (18% PER YEAR) WILL BE CHARGED ON PAST DUE ACCOUNTS.  
ALL CLAIMS FOR RETURN OF GOODS MUST BE MADE WITHIN 24 HOURS AFTER RECEIPT OF MERCHANDISE.

THANK YOU



**VALLEY PRODUCE, INC.**

Sold to

Date

P.O. BOX 11664, FRESNO, CALIFORNIA 93774

PHONE (559) 237-3328

No. C

e-mail: valleypro@comcast.net

FAX (559) 237-5611

✓	QUAN.	ITEM	PRICE	AMOUNT	✓	QUAN.	ITEM	PRICE	AMOUNT	✓	QUAN.	ITEM	PRICE	AMOUNT
		Broccoli Florets				(2)	Onion (white)	7.00			(2)	Garlic (5# Peeled)		
1	(9)	BROCCOLI Crown (18ct)	22.00			(10)	EGGS 15/doz	12.00			(11)	CARROTS 50#/25#		
4	(5)	CAULIFLOWER	13.00			(10)	KALE	99.00				Grabits 100/200 ct		
2	(10)	CELERY	2.00			(30)	LEEKS	18.00				48/1# Carrot		
		CABBAGE white					CORN					Baby Carrot		
		CABBAGE red					HERBS				(10)	Pinto Beans #100		
		CILANTRO					Basil					Tubrid		
		SPRING MIX 3#					Chives					J. Yel. Onions		
1	(10)	LETTUCE	11.75				Mint				(4)	Red Onions		
1	(4)	Green Leaf	242.00				Rosemary	11.00				Sweet Potato	83.00	
2	(20)	Red Leaf	120.00				Thyme					Potatoes		
1	(20)	Romaine	5875	15210			Orzation	3300				10/5 Russet		
		SPINACH 2 1/2 #					Apples	22.00				5/10 Russet		
		EGGPLANT					Apples					Ctn. Russet		
2	(2)	chickpeas	4.50				Apples Sliced 100/200				(1)	Red Potatoes ___ sz		
		PARSLEY Flat / Curly					Kiwi	2.00			(1)	Sugar free Salsa	2.55	
1	(3)	Swiss chard	52.25				Oranges	19.00				YAMS (Med / Jumbo)	21.00	
		GREEN ONIONS					Lemons				(1)	Jicama		
		RADDISH					Limes				(1)	Umami	4.50	
1	(7)	GREEN BEANS	10.00				Banana's	12.00			(1)	CUCUMBERS	13.00	
		ASPARAGUS					Raspberries				(2)	Access squash	2.00	
1	(1)	Tulip (green)	23.50				Blueberries				(1)	SQUASH Butternut	4.00	
1	(1)	BELL PEPPER Green	18.00				Blackberries				(1)	Med. I.T. Squash	17.00	
		BELL PEPPER Red					GRAPES Red	34.00			(25)	Yellow Squash		
		Chili Jalapeno					GRAPES Lunch Bunch				(3)	Avocado (Ripe)	18.00	
		Chili Tomatillo					Barto	18.75				Avocado (Firm)	10.00	
		Chili Long Grn/Pasilla					Mango's	22.00				Garlic (5# Peeled)		
1	(1)	Arbolion (Med)					Nectarines					Garlic (Whole)		
		Alfalfa Sprouts 1#/4oz					Papaya	12.00			(2)	TOMATOES	18.50	
		Bean Sprouts					Peach				(1)	ROMA TOMATOES		
		Cole Slaw (white cabbage)					Pear	28.75				GRAPE TOMATOES		
		Cabbage Shred Red					Pineapple	9.00				CHERRY TOMATOES		
4	(4)	Carrot (Shred) / Coin	4.80				Plum					Frozen veggie	28.50	
		Carrot Sticks 2/4					Strawberry	10.00			(10)	MUSHROOMS (sliced)		
		Celery Sticks 2/4					MELON					Button Mushroom		
		Yel. Onions Sliced/Diced					Cantaloupe	36.00				Medium Mushroom	39.50	
		Red Onions Sliced/Diced					Honeydew	9.00			(1)	Portabella Mushroom		
		Tossed Salad / SC					Watermelon #	40.00				12/8 oz. Mushroom		
		Shred Lettuce												
		Cabbage/Romaine Blend												

ORDER FILLED BY \_\_\_\_\_ DELIV. BY \_\_\_\_\_ REC'D IN GOOD ORDER BY \_\_\_\_\_ C.O.D. \_\_\_\_\_

TOTAL ▶ 3276.40

TERMS: NET CASH - A FINANCE CHARGE OF 1 1/2 % PER MONTH (18% PER YEAR) WILL BE CHARGED ON PAST DUE ACCOUNTS. ALL CLAIMS FOR RETURN OF GOODS MUST BE MADE WITHIN 24 HOURS AFTER RECEIPT OF MERCHANDISE.

THANK YOU

Romaine Lettuce is in short supply therefore price is high. Should drop next week.

500503 0052

5664.2 ✓

504503 0032=1717

THE HAY COMPANY  
10470 E. MCKINLEY  
SANGER, CA 93657  
(559) 251-2981

5003-039

THE HAY COMPANY  
10470 E. MCKINLEY  
SANGER, CA 93657  
(559) 251-2981

CUSTOMER P.O. NUMBER \_\_\_\_\_ DATE April 20 2017

NAME Proper 210

ADDRESS \_\_\_\_\_

CITY \_\_\_\_\_

SOLD BY \_\_\_\_\_ CASH \_\_\_\_\_ CHARGE ✓ CUSTOMER ACCOUNT # \_\_\_\_\_

QUAN.	DESCRIPTION	PRICE	AMOUNT
5	[Handwritten]	12.45	124.50
2	[Handwritten]	11.50	23.00
1	[Handwritten]	119.70	119.70
1	[Handwritten]	15.45	15.45
500	[Handwritten]	12.95	6475.00
6	[Handwritten]	12.00	72.00
2	[Handwritten]	12.45	24.90
2	[Handwritten]	12.45	24.90
20	[Handwritten]	12.45	249.00
2	[Handwritten]	12.45	24.90
10	[Handwritten]	12.45	124.50
1	[Handwritten]	12.45	12.45
		TAX	
		TOTAL	

TERMS: Bills are due and payable on the 10th of the month. PAST DUE bills are subject to 1 1/2% interest per month. (ANNUAL RATE 18%)

INVOICE

No. \_\_\_\_\_ Rec'd By \_\_\_\_\_

CUSTOMER P.O. NUMBER \_\_\_\_\_ DATE April 20 2017

NAME Proper 210

ADDRESS \_\_\_\_\_

CITY \_\_\_\_\_

SOLD BY \_\_\_\_\_ CASH \_\_\_\_\_ CHARGE ✓ CUSTOMER ACCOUNT # \_\_\_\_\_

QUAN.	DESCRIPTION	PRICE	AMOUNT
12	[Handwritten]	12.45	149.40
8	[Handwritten]	12.45	99.60
1	[Handwritten]	12.45	12.45
1	[Handwritten]	12.45	12.45
1	[Handwritten]	12.45	12.45
1	[Handwritten]	12.45	12.45
1	[Handwritten]	12.45	12.45
1	[Handwritten]	12.45	12.45
1	[Handwritten]	12.45	12.45
1	[Handwritten]	12.45	12.45
1	[Handwritten]	12.45	12.45
1	[Handwritten]	12.45	12.45
1	[Handwritten]	12.45	12.45
		TAX	419.63
		TOTAL	5691.35

2017-05 Part 2, Page 12 of 27

Rock Stowell

TERMS: Bills are due and payable on the 10th of the month. PAST DUE bills are subject to 1 1/2% interest per month. (ANNUAL RATE 18%)

INVOICE

No. \_\_\_\_\_ Rec'd By \_\_\_\_\_

THE HAY COMPANY  
10470 E. McKINLEY  
SANGER, CA 93657  
(559) 251-2981

COPY

CUSTOMER P.O. NUMBER \_\_\_\_\_ DATE April 21 20 17

NAME Chaffee 300

ADDRESS \_\_\_\_\_

CITY \_\_\_\_\_

SOLD BY \_\_\_\_\_ CASH \_\_\_\_\_ CHARGE \_\_\_\_\_ CUSTOMER ACCOUNT # \_\_\_\_\_

QUAN.	DESCRIPTION	PRICE	AMOUNT
15	Garage Africa	12.95	194.25
4	Delta Delta	14.00	56.00
6	Orkhardt	19.95	119.70
40	Bermuda Asia	12.95	518.00
20	Garage	12.95	259.00
6	Delta Delta	14.00	84.00
8	Orkhardt	19.95	159.60
2	Shaw	7.95	15.90
80	Man Wild Herb Pallet	27.90	2232.00
2	Man Crab Diet	39.95	79.90
4	Man Parrot Bedr	34.50	138.00
10	Man Loateaders	24.90	249.00
2	Man O Eder	18.50	37.00
TAX			
TOTAL			

Cont # 143515  
Chaffee

TERMS: Bills are due and payable on the 10th of the month. PAST DUE bills are subject to 1 1/2% interest per month. (ANNUAL RATE 18%)

INVOICE

No. \_\_\_\_\_ Rec'd By Del by Steve & Chip

THE HAY COMPANY  
10470 E. McKINLEY  
SANGER, CA 93657  
(559) 251-2981

COPY

CUSTOMER P.O. NUMBER \_\_\_\_\_ DATE April 21 20 17

NAME Chaffee 300

ADDRESS \_\_\_\_\_

CITY \_\_\_\_\_

SOLD BY \_\_\_\_\_ CASH \_\_\_\_\_ CHARGE \_\_\_\_\_ CUSTOMER ACCOUNT # \_\_\_\_\_

QUAN.	DESCRIPTION	PRICE	AMOUNT
12	Man Shredded Elect	40.95	491.40
2	Man Instantaire	36.90	73.80
1	4 Pan (POB)		11.65
1	Lavada Crumble		14.00
1	50# Bld Manna		23.99
2	Man Wild Herb (Manna) BX	19.90	39.80
2	Parrot Instantaire	19.60	39.20
1	Chovito		10.55
1	Duplex Shell		9.00
Delivery			300.00
TAX			419.63
TOTAL			5681.39

Cont # 143514  
Chaffee

TERMS: Bills are due and payable on the 10th of the month. PAST DUE bills are subject to 1 1/2% interest per month. (ANNUAL RATE 18%)

INVOICE

No. \_\_\_\_\_ Rec'd By Del by Steve & Chip

# VALLEY PRODUCE, INC.

P.O. BOX 11664, FRESNO, CALIFORNIA 93774  
 e-mail: valleypro@comcast.net

2017-05 Part 2, Page 14 of 27

Sold to Valley Produce Date 4/10/11

PHONE (559) 237-3328

FAX (559) 237-5611

No. **C** 237751

*split remains to work*

QUAN.	ITEM	PRICE	AMOUNT	QUAN.	ITEM	PRICE	AMOUNT	QUAN.	ITEM	PRICE	AMOUNT
	Broccoli Florets							1	2 1/2" Carrot	1350	1350
1/10	BROCCOLI Crown (18ct)	2200	2200	1/6	EGGS 15/doz	700	700	5	CARROTS (50#) 25#	2500	12500
1/12	CAULIFLOWER	2500	2500						Grabits 100/200 ct		
	CELERY			3	KALE	1500	4500		48/1# Carrot		
	CABBAGE white			2	LEEKs	1000	2000	4	Baby Carrot 5/8" (50#)		1650
	CABBAGE red				CORN				Pinto Beans #100		
	CILANTRO			10	HERBS <i>12/30ct 35.50</i>	355	3550	1	<i>Romaine Hearts</i>		2375
	SPRING MIX 3#				Basil				J. Yel. Onions		
1	<i>Curly Onions</i>	3975	3975		Chives				Red Onions		
	LETTUCE				Mint			1	<i>Costa Bella</i>		175
3	Green Leaf	535	1605		Rosemary				Potatoes		
3	Red Leaf	445	1335		Thyme				10/5 Russet		
10	Romaine <i>240ct</i>	4675	46750	2	<i>Quarts Unwashed</i>		1000		5/10 Russet		
	SPINACH 2 1/2#			1	Apples				Ctn. Russet		
	EGGPLANT			8	Apples <i>20/80ct 217</i>	1980	15840		Red Potatoes ___ sz		
3	<i>Chard Junior</i>	175	525		Apples Sliced 100/200			2	<i>Collard Greens</i>	215	430
	PARSLEY Flat / Curly			10	<i>Froz Veggie</i>	475	4750	3	YAMS Med/(Jumbo)	215	645
	<i>3 Gallon Distilled Water</i>	2000	2000		Oranges				Jicama		
	GREEN ONIONS				Lemons			4	<i>Secret (Peeled)</i>	8700	34800
	RADDISH			1	<i>GARLIC</i>	1150	1150	18	CUCUMBERS		1440
10	GREEN BEANS <i>2 1/2#</i>	2000	20000		Banana's	2150	21500	4	<i>Mrs med fruit</i>		360
	ASPARAGUS				Raspberries			1	SQUASH <i>Spea</i>		200
1	<i>Turris</i>	2850	2850	12	Blueberries	1500	18000	2	Med. I.T. Squash	1650	3300
	BELL PEPPER Green				Blackberries				Yellow Squash		
	BELL PEPPER Red			1	GRAPES Red	2400	2400	3	<i>Batternut Squash</i>		600
2	Chili Jalapeno	80	160		GRAPES Lunch Bunch			3	Avocado (Ripe)		480
	Chili Tomatillo			5	<i>Kiwi</i>	500	2500		Avocado (Firm)		
	Chili Long Grn/Pasilla			2	Mango's	1150	2300		Garlic (5# Peeled)		
2	<i>Sugar Free Jello</i>	450	900		Nectarines				Garlic (Whole)		
	Alfalfa Sprouts 1#/4oz			8	Papaya	1600	12800	1	<i>Turris Beans</i>	2450	2450
	Bean Sprouts				Peach			1	TOMATOES		1850
	Cole Slaw (white cabbage)			2	Pear	3000	6000		ROMA TOMATOES		
	Cabbage Shred Red			3	Pineapple	600	1800		GRAPE TOMATOES		
	Carrot Shred / Coin				Plum				CHERRY TOMATOES		
	Carrot Sticks 2/4			4	Strawberry	900	3600	1	<i>Beets 254</i>		1875
	Celery Sticks 2/4							4	<i>Radishes</i>		3200
	Yel. Onions Sliced/Diced				MELON				MUSHROOMS (sliced)		
	Red Onions Sliced/Diced			3	Cantaloupe <i>30ct 2100</i>	2100	6300		Button Mushroom		
	Tossed Salad / SC			1	Honeydew	1600	1600	20	Medium Mushroom	1950	39000
	Shred Lettuce				Watermelon #	2500	2500		Portabella Mushroom		
	Cabbage/Romaine Blend								12/8 oz. Mushroom		

ORDER FILLED BY \_\_\_\_\_ DELIV. BY \_\_\_\_\_ REC'D IN GOOD ORDER BY \_\_\_\_\_ C.O.D. \_\_\_\_\_

TOTAL ▶ **(254830)**

TERMS: NET CASH - A FINANCE CHARGE OF 1 1/2% PER MONTH (18% PER YEAR) WILL BE CHARGED ON PAST DUE ACCOUNTS.  
 ALL CLAIMS FOR RETURN OF GOODS MUST BE MADE WITHIN 24 HOURS AFTER RECEIPT OF MERCHANDISE.

THANK YOU

*M2*



**McRoberts®**  
SALES CO., INC.  
SINCE 1968

503-03  
y 0125

Sales Invoice

FRESNO CHAFFE ZOO SEE SPREADSHEET 894 W. BELMONT FRESNO CA 93728		01515	51284
		5/16/2017	Net 30
		Page 1 of 1	
DAWN	CA, FRESNO	<input checked="" type="checkbox"/> Prepaid	<input type="checkbox"/> Collect
5/15/2017		MINUTE MAN	

QUANTITY	SIZE	WEIGHT	DESCRIPTION	LOT #	PRICE	UNIT	AMOUNT
23.00	2	10.00 KG	CAPELIN	78586	1,014.12	LB	\$760.59
46.00	1	22.00 LB	PACIFIC HERRING 5-8"	81431	1,012.00	LB	\$597.08

M2

69.00		2,026.12	Sub Total	\$1,357.67
	PLUS FREIGHT	\$440.00		
			Other Charges	\$440.00
			Tax 7.9750%	\$108.27
			<b>Total Amount</b>	<b>\$1,905.94</b>

# VALLEY PRODUCE, INC.

P.O. BOX 11664, FRESNO, CALIFORNIA 93774  
 e-mail: valleypro@comcast.net

2017-05 Part 2, Page 16 of 27  
 Sold to *Wesley (00) 503-03*  
 PHONE (559) 237-3328  
 FAX (559) 237-5611

Date *6-2-16*  
 No. C *231685*

✓	QUAN.	ITEM	PRICE	AMOUNT	✓	QUAN.	ITEM	PRICE	AMOUNT	✓	QUAN.	ITEM	PRICE	AMOUNT
		Broccoli Florets					Q1 (Flavored yogurt)	3.75				CARROTS		14.7
<del>10</del>		BROCCOLI Crown (18ci)	2.80				EGGS 15(doZ)	1.20				CARROTS (50# / 25#)	2.30	11.50
<del>10</del>		CAULIFLOWER	1.50				Knole Cudg	3.85				Grabits 100/200 ct		
<del>10</del>		CELERY	3.90				KALE	1.90	3.80			48/1# Carrot		
		CABBAGE white					LEEEKS		1.00			Baby Carrot		
		CABBAGE red					CORN					Pinto Beans #100		
		CILANTRO					HERBS					choose peeled	1.20	
		SPRING MIX 3#					Basil					J. Yel. Onions		
<del>10</del>		swiss chard	1.80	3.40			Chives					Red Onions		
		LETTUCE					Mint					Almonds no shell	1.20	1.50
<del>10</del>		Green Leaf	1.80	5.40			Rosemary					Potatoes		
<del>10</del>		Red Leaf	1.85	5.55			Thyme					10/5 Russet		
<del>10</del>		Romaine	1.90	20.10			TURRIPS	3.30				5/10 Russet		
		SPINACH 2 1/2 #					Apples <i>7/8 Fuji</i>	3.10	18.60			Ctn. Russet		
		EGGPLANT					Apples <i>100 ct Honey</i>	1.67				Red Potatoes <i>sz</i>		
<del>10</del>		cholland moon	1.60				Apples Sliced 100/200	0				Sweet Potatoes <i>Jumbo</i>	2.20	8.80
		PARSLEY Flat/ Curly					Kiwi	4.50				YAMS (Med/ Jumbo)	2.10	4.20
<del>10</del>		Turip moon	2.30				Oranges <i>153</i>	2.60				Jicama		
		GREEN ONIONS					Lemons					Wakads <i>no shell</i>	1.20	
		RADDISH					Limes					CUCUMBERS	1.60	
<del>10</del>		GREEN BEANS	1.60	16.00			Banana's	0.22	17.60			CORN squash	4.00	
		ASPARAGUS					Raspberries					SQUASH <i>peppali</i>	4.00	
<del>10</del>		Ardenion greens	3.375				Blueberries	1.50				Med. I.T. Squash	2.20	4.40
<del>10</del>		BELL PEPPER Green	1.80				Blackberries					Yellow Squash		
		BELL PEPPER Red					GRAPES Red					Butternut squash	4.00	
		Chili Jalapeno					GRAPES Lunch Bunch					Avocado (Ripe)	3.00	
		Chili Tomatillo					GRAPES	3.10				Avocado (Firm)		
		Chili Long Grn/Pasilla					Mango's	1.15	2.30			Garlic (5# Peeled)		
<del>10</del>		Chick's Pack	1.75				Nectarines					Garlic (Whole)		
		Alfalfa Sprouts 1#/4oz					Papaya	1.60				Peas <i>in shell</i>	1.50	6.50
		Bean Sprouts					Peach					TOMATOES <i>LL</i>	2.00	
		Cole Slaw (white cabbage)					Pear <i>Bosc 70%</i>	3.20	6.40			ROMA TOMATOES		
		Cabbage Shred Red					Pineapple	9.00				GRAPE TOMATOES		
<del>10</del>		Carrot (Shred) 1.60in	5.20				Plum					CHERRY TOMATOES		
		Carrot Sticks 2/4					Strawberry	8.00				Frozen Veggie	2.85	
		Celery Sticks 2/4					Beets 25#	1.75				Callamunch	4.00	
		Yel. Onions Sliced/Diced					MELON					MUSHROOMS (sliced)		
		Red Onions Sliced/Diced					Cantaloupe	2.10	3.36			Button Mushroom		
		Tossed Salad / SC					Honeydew	9.00				Medium Mushroom	1.95	3.90
		Shred Lettuce					Watermelon #	1.00	3.50			Portabella Mushroom		
		Cabbage/Romaine Blend					Tello Slaw <i>free</i>	1.50				12/8 oz. Mushroom		

ORDER FILLED BY

DELIV. BY

REC'D IN GOOD ORDER BY

C.O.D.

TOTAL

20,352.00 ✓

TERMS: NET CASH - A FINANCE CHARGE OF 1 1/2 % PER MONTH (18% PER YEAR) WILL BE CHARGED ON PAST DUE ACCOUNTS.  
 ALL CLAIMS FOR RETURN OF GOODS MUST BE MADE WITHIN 24 HOURS AFTER RECEIPT OF MERCHANDISE.

THANK YOU

503-03  
y

# LayneLabs

Natural Diets For Pets & Wildlife

4303 Huasna Rd.  
Arroyo Grande, CA 93420

## INVOICE

DATE 5/3/2017

INVOICE 103539

<b>CUSTOMER</b> Chaffee Zoo 894 W. Belmont Ave. Fresno, CA 93728
---

PHONE	
TRACKING	380172415639311
ORDER REF	
TERMS	Net 030

ORDERED	SKU	DESCRIPTION	RATE	EXTENDED
2,000	MF0000	Frozen Mice - 1-Day-Old	0.25	500.00
2,000	MF5000	Frozen Mice - Hoppers	0.35	700.00
500	MF7000	Frozen Mice - Medium	0.65	325.00
500	MF8000	Frozen Mice - Large	0.70	350.00
200	RF08000	Frozen Rats - Large	2.75	550.00
4	LAYNE LAB...	Freight	54.99	219.96



LayneLabs.com  
Orders@LayneLabs.com  
805-474-1354

Subtotal:	\$2,644.96
Sales Tax:	\$181.88
Total Cost:	\$2,826.84 ✓
Payments:	\$0.00

**BALANCE DUE:** \$2,826.84

# VALLEY PRODUCE, INC.

P.O. BOX 11664, FRESNO, CALIFORNIA 93774  
 e-mail: valleypro@comcast.net

2017-05 Part 2 / Page 18 of 27

Sold to *Theresa (Maggie) Cook*

PHONE (559) 237-3328  
 FAX (559) 237-5611

Date *4/2/17*

No. **C** *232719*

✓	QUAN.	ITEM	PRICE	AMOUNT	✓	QUAN.	ITEM	PRICE	AMOUNT	✓	QUAN.	ITEM	PRICE	AMOUNT
		Broccoli Florets										25# Tomatoes		
<i>4/10</i>		BROCCOLI Crown /18ct	<i>270</i>	<i>1080</i>			EGGS 15/doz		<i>257</i>			CARROTS 50# / 25#	<i>225</i>	<i>1125</i>
<i>4/10</i>		CAULIFLOWER	<i>875</i>	<i>3500</i>			<i>3" Swiss chard</i>	<i>175</i>	<i>525</i>			Grabits 100/200 ct		
<i>4/10</i>		CELERY	<i>875</i>	<i>3500</i>			KALE		<i>600</i>			48/1# Carrot		
		CABBAGE white					LEEKs		<i>1000</i>			Baby Carrot		
		CABBAGE red					CORN		<i>2100</i>			Pinto Beans #100		
		CILANTRO					HERBS					Beets 25#	<i>195</i>	
		SPRING MIX 3#					Basil	<i>800</i>				J. Yel. Onions		
<i>1</i>		<i>Curly Endive</i>	<i>3125</i>	<i>12500</i>			Chives	<i>125</i>				Red Onions		
		LETTUCE					Mint					Mixed Veggie frozen	<i>4750</i>	
<i>4</i>		Green Leaf	<i>350</i>	<i>13200</i>			Rosemary					Potatoes		
<i>3</i>		Red Leaf	<i>350</i>	<i>10500</i>			Thyme					10/5 Russet		
<i>110</i>		Romaine	<i>3300</i>	<i>36300</i>			<i>Quarts Almonds</i>	<i>700</i>				5/10 Russet		
		SPINACH 2 1/2 #					Apples					Ctn. Russet		
		EGGPLANT					Apples <i>1 1/2</i>	<i>2050</i>	<i>11400</i>			Red Potatoes sz		
<i>1</i>		<i>Cheese Milder</i>	<i>400</i>				Apples Sliced 100/200					<i>Collard Greens</i>	<i>235</i>	<i>470</i>
		PARSLEY Flat / Curly					<i>Parsnip 20"</i>	<i>2400</i>				YAMS Med / Jumbo		<i>2200</i>
<i>2</i>		<i>Box Sugar Free Jell</i>	<i>450</i>				Oranges <i>113</i>	<i>2600</i>				Jicama <i>Jumbo</i>		
		GREEN ONIONS					Lemons	<i>180</i>				<i>Sweet Potato</i>	<i>220</i>	<i>8800</i>
		RADDISH					Limes					CUCUMBERS		<i>700</i>
<i>10</i>		GREEN BEANS <i>Reg</i>	<i>400</i>	<i>17000</i>			Banana's	<i>15400</i>				ACORN Squash		<i>400</i>
		ASPARAGUS					Raspberries					SQUASH <i>Bittermelt</i>		<i>600</i>
<i>10</i>		<i>Water Pkts</i>	<i>2375</i>	<i>23750</i>			Blueberries	<i>1450</i>				Med. I.T. Squash		<i>2100</i>
<i>10</i>		BELL PEPPER Green	<i>1800</i>				Blackberries					Yellow Squash		
		BELL PEPPER Red					GRAPES Red	<i>3400</i>				<i>Turkey Greens</i>	<i>2475</i>	
<i>2</i>		Chili Jalapeno	<i>180</i>				GRAPES Lunch Bunch					Avocado (Ripe)		<i>450</i>
		Chili Tomatillo					Kiwi	<i>720</i>				Avocado (Firm)		
		Chili Long Grn/Pasilla					Mango's	<i>1150</i>				Garlic (5#Peeled)		
<i>1</i>		<i>Ballon Vinegar</i>	<i>400</i>				Nectarines					Garlic (Whole)		
		Alfalfa Sprouts 1#/4oz					Papaya	<i>1200</i>				<i>Wendell's Beans</i>	<i>2375</i>	
		Bean Sprouts					Peach					TOMATOES <i>LL</i>		<i>2000</i>
		Cole Slaw (white cabbage)					Pear	<i>3100</i>				ROMA TOMATOES		
		Cabbage Shred Red					Pineapple	<i>750</i>				GRAPE TOMATOES		
<i>5</i>		Carrot (Shred) Coin	<i>850</i>				Plum					CHERRY TOMATOES		
		Carrot Sticks 2/4					Strawberry	<i>1000</i>				<i>Turkey</i>	<i>2850</i>	
		Celery Sticks 2/4					<i>BATORANO Powder</i>	<i>1150</i>				<i>Powdered Milk</i>	<i>1200</i>	
		Yel. Onions Sliced/Diced					MELON					MUSHROOMS (sliced)		
		Red Onions Sliced/Diced					Cantaloupe	<i>1500</i>				Button Mushroom		
		Tossed Salad / SC					Honeydew					Medium Mushroom		<i>2000</i>
		Shred Lettuce					Watermelon #	<i>2000</i>				Portabella Mushroom		
		Cabbage/Romaine Blend										12/8 oz. Mushroom		

ORDER FILLED BY

DELIV. BY

REC'D IN GOOD ORDER BY

COB

TOTAL ▶

*2227.20*

TERMS: NET CASH - A FINANCE CHARGE OF 1 1/2 % PER MONTH (18% PER YEAR) WILL BE CHARGED ON PAST DUE ACCOUNTS.  
 ALL CLAIMS FOR RETURN OF GOODS MUST BE MADE WITHIN 24 HOURS AFTER RECEIPT OF MERCHANDISE.

THANK YOU

*Theresa Cook*

*LMR*



THE HAY COMPANY  
10470 E. MCKINLEY  
SANGER, CA 93657  
(559) 251-2981

18  
COPY

CUSTOMER P.O. NUMBER \_\_\_\_\_ DATE May 5 20 17  
NAME Chaparral Zoo  
ADDRESS \_\_\_\_\_  
CITY \_\_\_\_\_

SOLD BY \_\_\_\_\_ CASH \_\_\_\_\_ ~~CHARGE~~ CUSTOMER ACCOUNT# \_\_\_\_\_

QUAN.	DESCRIPTION	PRICE	AMOUNT
	Amica		
14	Groceries	12.95	181.30
5	Almonds	14.00	70.00
36	Bellmuda	12.95	466.20
3	Oranhard	19.95	59.85
	Asia		
10	Groceries	12.95	129.50
4	Oranhard	14.00	56.00
10	Oranhard	19.95	199.50
1	Homebird Flight Card		19.90
2	Man Rodent	18.25	36.50
1	Mars (China) Hillas		18.35
35	Mars Flamingo Corp	73.50	2572.50
1	Amo 100		18.30
80	ADF25 5722	18.50	1480.00
	TAX		
	TOTAL		

*Cave on 143648 Charge*

THE HAY COMPANY  
10470 E. MCKINLEY  
SANGER, CA 93657  
(559) 251-2981

18  
COPY

CUSTOMER P.O. NUMBER \_\_\_\_\_ DATE May 5 20 17  
NAME Chaparral Zoo  
ADDRESS \_\_\_\_\_  
CITY \_\_\_\_\_

SOLD BY \_\_\_\_\_ CASH \_\_\_\_\_ ~~CHARGE~~ CUSTOMER ACCOUNT# \_\_\_\_\_

QUAN.	DESCRIPTION	PRICE	AMOUNT
1	Parina - Danstob		10.24
1	Parina - Danstob		14.20
	Delivery		200.00
	TAX		441.30
	TOTAL		5974.84

*Cave 143647 Charge*

2017-05 Part 2, Page 20 of 27

TERMS: Bills are due and payable on the 10th of the month. PAST DUE bills are subject to 1 1/2% Interest per month. (ANNUAL RATE 18%)

INVOICE

No. 24334 Rec'd By Rel by Hava + Chip

TERMS: Bills are due and payable on the 10th of the month. PAST DUE bills are subject to 1 1/2% Interest per month. (ANNUAL RATE 18%)

INVOICE

No. 24334 Rec'd By Rel by Hava + Chip

# VALLEY PRODUCE, INC.

P.O. BOX 11664, FRESNO, CALIFORNIA 93774  
e-mail: valleypro@comcast.net

2017-05 Part 2, Page 21 of 27

Sold to *Thomas Chaffin, Inc*

Date *5/9/17*

PHONE (559) 237-3328

FAX (559) 237-5611

No. **C** *231513*

QUAN.	ITEM	PRICE	AMOUNT	QUAN.	ITEM	PRICE	AMOUNT	QUAN.	ITEM	PRICE	AMOUNT
	Broccoli Florets										
<i>(4)</i>	BROCCOLI Crown /18ct	<i>1200</i>	<i>4800</i>	<i>(6)</i>	EGGS 15/doz	<i>400</i>	<i>2400</i>	<i>1</i>	<i>25# Parsif</i>	<i>1750</i>	<i>1750</i>
<i>(3)</i>	CAULIFLOWER	<i>1200</i>	<i>3600</i>					<i>5</i>	CARROTS (50#) 25#	<i>2200</i>	<i>11000</i>
	CELERY			<i>(3)</i>	KALE	<i>1150</i>	<i>3450</i>		Grabits 100/200 ct		
	CABBAGE white			<i>(3)</i>	LEEKS	<i>1100</i>	<i>3300</i>		48/1# Carrot		
	CABBAGE red				CORN				Baby Carrot		
	CILANTRO			<i>(20)</i>	HERBS <i>6oz. Basil</i>	<i>915</i>	<i>18300</i>	<i>2</i>	Pinto Beans #100		
	SPRING MIX 3#				Basil				<i>Collard Green</i>	<i>1850</i>	<i>3700</i>
<i>1</i>	<i>Curly Endive</i>	<i>3850</i>	<i>3850</i>	<i>2</i>	Chives <i>4oz</i>	<i>1350</i>	<i>2700</i>		J. Yel. Onions		
	LETTUCE			<i>1</i>	Mint <i>Mixed Nut</i>	<i>1350</i>	<i>1350</i>	<i>3</i>	Red Onions		
<i>3</i>	Green Leaf	<i>1400</i>	<i>4200</i>		Rosemary				Chard <i>Swiss</i>	<i>185</i>	<i>555</i>
<i>3</i>	Red Leaf	<i>3000</i>	<i>9000</i>		Thyme				Potatoes		
<i>2</i>	Romaine	<i>2000</i>	<i>4000</i>	<i>2</i>	<i>Quarts Yogurt</i>	<i>700</i>	<i>1400</i>		10/5 Russet		
	SPINACH 2 1/2 #				Apples				5/10 Russet		
	EGGPLANT			<i>6</i>	Apples <i>12/10</i>	<i>11800</i>	<i>70800</i>		Ctn. Russet		
<i>1</i>	<i>Regina tree Jello</i>	<i>300</i>	<i>300</i>		Apples Sliced 100/200			<i>6</i>	Red Potatoes <i>sz</i>		
	PARSLEY Flat / Curly			<i>1</i>	<i>Cantaloupe</i>	<i>1775</i>	<i>1775</i>	<i>1</i>	<i>Flour Virginia</i>	<i>2850</i>	<i>2850</i>
<i>1</i>	<i>8# Beets</i>	<i>1875</i>	<i>1875</i>		Oranges				YAMS Med / Jumbo	<i>2200</i>	<i>2200</i>
	GREEN ONIONS				Lemons			<i>4</i>	Jicama		
	RADDISH				Limes			<i>18</i>	<i>Sweet Potatoes Med</i>	<i>8100</i>	<i>8100</i>
<i>10</i>	GREEN BEANS	<i>2000</i>	<i>20000</i>	<i>6</i>	Banana's	<i>13200</i>	<i>79200</i>	<i>2</i>	CUCUMBERS		
	ASPARAGUS				Raspberries			<i>2</i>	<i>Bittermilk</i>	<i>400</i>	<i>400</i>
<i>1</i>	<i>1# Block Cheese</i>	<i>300</i>	<i>300</i>		Blueberries			<i>2</i>	SQUASH <i>Med</i>	<i>400</i>	<i>400</i>
<i>1</i>	BELL PEPPER-Green	<i>1700</i>	<i>1700</i>		Blackberries				Med. I.T. Squash		
	BELL PEPPER Red			<i>1</i>	GRAPES Red	<i>3100</i>	<i>3100</i>	<i>1</i>	Yellow Squash		
<i>1</i>	Chili Jalapeno	<i>90</i>	<i>90</i>		GRAPES Lunch Bunch			<i>3</i>	<i>Jicama Green</i>	<i>2250</i>	<i>2250</i>
	Chili Tomatillo			<i>1</i>	<i>Wine Figs</i>	<i>3300</i>	<i>3300</i>		Avocado (Ripe)	<i>450</i>	<i>450</i>
	Chili Long Grn/Pasilla			<i>1</i>	Mango's	<i>1050</i>	<i>1050</i>	<i>1</i>	Avocado (Firm)		
<i>1</i>	<i>Jurnip</i>	<i>2450</i>	<i>2450</i>		Nectarines				Garlic (5#Peeled)		
	Alfalfa Sprouts 1#/4oz			<i>4</i>	Papaya	<i>800</i>	<i>3200</i>	<i>1</i>	Garlic -(Whole)		
	Bean Sprouts				Peach				<i>Rendition Green</i>	<i>2375</i>	<i>2375</i>
	Cole Slaw(white cabbage)				Pear			<i>1</i>	TOMATOES	<i>195</i>	<i>195</i>
	Cabbage Shred Red			<i>3</i>	Pineapple	<i>750</i>	<i>2250</i>		ROMA TOMATOES		
<i>5</i>	Carrot Shred <i>Y. Goin</i>	<i>650</i>	<i>3250</i>	<i>4</i>	Plum			<i>2</i>	GRAPE TOMATOES		
	Carrot Sticks 2/4			<i>4</i>	Strawberry	<i>800</i>	<i>3200</i>	<i>2</i>	CHERRY TOMATOES		
	Celery Sticks 2/4			<i>2</i>	<i>Shrimp</i>	<i>200</i>	<i>400</i>	<i>2</i>	<i>Almonds</i>	<i>200</i>	<i>400</i>
	Yel. Onions Sliced/Diced				MELON				<i>Peanuts in Shell</i>	<i>200</i>	<i>200</i>
	Red Onions Sliced/Diced			<i>13</i>	Cantaloupe	<i>2810</i>	<i>36530</i>		MUSHROOMS (sliced)		
	Tossed Salad / SC			<i>4</i>	Honeydew	<i>1200</i>	<i>4800</i>	<i>10</i>	Button Mushroom		
	Shred Lettuce			<i>5</i>	Watermelon #	<i>2500</i>	<i>12500</i>		Medium Mushroom	<i>1750</i>	<i>1750</i>
	Cabbage/Romaine Blend								Portabella Mushroom		
									12/8 oz. Mushroom		

ORDER FILLED BY

DELIV. BY

REC'D IN GOOD ORDER BY

*Boyle Gould*

TOTAL ▶

*1426.00*

TERMS: NET CASH - A FINANCE CHARGE OF 1 1/2 % PER MONTH (18% PER YEAR) WILL BE CHARGED ON PAST DUE ACCOUNTS. ALL CLAIMS FOR RETURN OF GOODS MUST BE MADE WITHIN 24 HOURS AFTER RECEIPT OF MERCHANDISE.

THANK YOU



# ENERGY STATEMENT

2017-05 Part 2, Page 22 of 27

[www.pge.com/MyEnergy](http://www.pge.com/MyEnergy)

Account No: 5915064925-5

Statement Date: 05/05/2017

Due Date: 05/22/2017

## Service For:

FRESNO'S CHAFFEE ZOO CORPORATION  
894 W BELMONT AVE  
FRESNO, CA 93728

## Your Account Summary

Amount Due on Previous Statement	\$35,367.16
Payment(s) Received Since Last Statement	-35,367.16
Previous Unpaid Balance	\$0.00
Current Electric Charges	\$38,214.71

<b>Total Amount Due by 05/22/2017</b>	<b>\$38,214.71</b>
---------------------------------------	--------------------

*Handwritten initials*

## Questions about your bill?

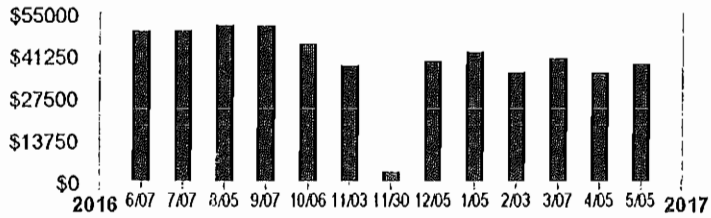
24 hours, 7 days/wk 1-800-468-4743  
Business Specialist available:  
Mon-Sat: 7am to 9pm  
[www.pge.com/MyEnergy](http://www.pge.com/MyEnergy)

## Local Office Address

705 P ST  
FRESNO, CA 93721

## Electric Monthly Billing History

### Daily Usage Comparison



1 Year Ago Period	Last Period	Current Period
9434.48	9072.74	9062.78
Electric kWh / Day		

Visit [www.pge.com/MyEnergy](http://www.pge.com/MyEnergy) for a detailed bill comparison

*Handwritten initials*



# ENERGY STATEMENT

2017-05 Part 2, Page 23 of 27

www.pge.com/MyEnergy

Account No: 5915064925-5

Statement Date: 05/05/2017

Due Date: 05/22/2017

## Details of Electric Charges

04/05/2017 - 05/04/2017 (30 billing days)

Service For: 894 W BELMONT AVE  
Service Agreement ID: 5915064187  
Rate Schedule: E19S Medium General Demand-Metered TOU Service

### Service Information

Meter # 1010078518  
Total Usage 271,883.400000 kWh

Meter # 1010078518  
Reactive Power 105,957.000000 kVar

Serial L  
Rotating Outage Block 8H

### 04/05/2017 - 04/30/2017

Customer Charge	26 days @ \$19.71253	\$512.53
Demand Charge <sup>1</sup>		
Max Part Peak	489.600000 kW @ \$0.12000	50.92
Max Demand	499.200000 kW @ \$17.56000	7,597.16
Energy Charges		
Part Peak	94,504.800000 kWh @ \$0.10573	9,991.99
Off Peak	140,118.600000 kWh @ \$0.09111	12,766.21
Power Factor Adjustment (@ 93.00% Power Factor)		-93.85
Energy Commission Tax		68.04

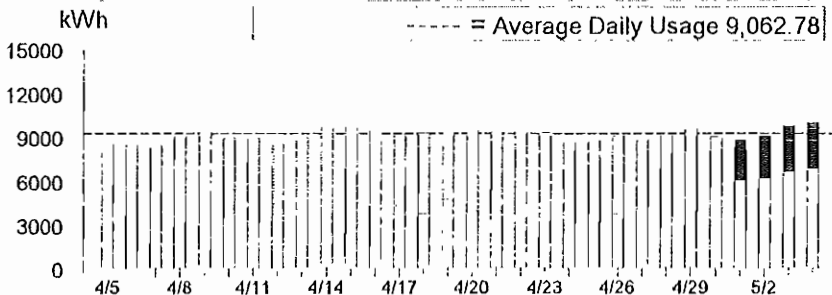
### 05/01/2017 - 05/04/2017

Customer Charge	4 days @ \$19.71253	\$78.85
Demand Charge <sup>1</sup>		
Max Peak	547.200000 kW @ \$18.64000	1,359.97
Max Part Peak	518.400000 kW @ \$5.18000	358.04
Max Demand	547.200000 kW @ \$17.56000	1,281.18
Energy Charges		
Peak	11,762.400000 kWh @ \$0.15178	1,785.30
Part Peak	11,458.800000 kWh @ \$0.11127	1,275.02
Off Peak	14,038.800000 kWh @ \$0.08445	1,185.58
Power Factor Adjustment (@ 92.00% Power Factor)		-13.04
Energy Commission Tax		10.81

**Total Electric Charges \$38,214.71**

Demand charges are prorated for the number of days in each rate period

### Electric Usage This Period: 271,883.400000 kWh, 30 billing days



	Usage	Energy Charges
■ Peak <sup>1</sup>	4.32%	\$1,785.30
□ Part Peak <sup>2</sup>	38.99%	\$11,267.01
□ Off Peak <sup>3</sup>	56.69%	\$13,951.79

<sup>1</sup>Peak: 5/1-10/31 12:00pm-6:00pm, M-F (except Holidays);  
<sup>2</sup>Part Peak: 5/1-10/31 8:30am-12:00pm, 6:00pm-9:30pm, M-F (except Holidays); 11/1-4/30 8:30am-9:30pm, M-F (except Holidays);  
<sup>3</sup>Off Peak: Year Round 9:30pm - 8:30am, M-F (except Holidays); Sat-Sun; Holidays



MZ



# ENERGY STATEMENT

2017-05 Part 2, Page 24 of 27

[www.pge.com/MyEnergy](http://www.pge.com/MyEnergy)

Account No: 7044237853-8

Statement Date: 05/05/2017

Due Date: 05/22/2017

## Service For:

FRESNO'S CHAFFEE ZOO CORPORATION  
890 W BELMONT AVE  
FRESNO, CA 93728

## Your Account Summary

Amount Due on Previous Statement	\$4,081.14
Payment(s) Received Since Last Statement	-4,081.14
Previous Unpaid Balance	\$0.00
Current Electric Charges	\$5,068.05

<b>Total Amount Due by 05/22/2017</b>	<b>\$5,068.05</b>
---------------------------------------	-------------------

*Handwritten initials*

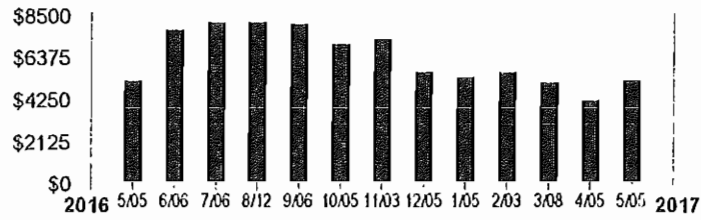
## Questions about your bill?

24 hours, 7 days/wk 1-800-468-4743  
Business Specialist available:  
Mon-Sat: 7am to 9pm  
[www.pge.com/MyEnergy](http://www.pge.com/MyEnergy)

## Local Office Address

705 P ST  
FRESNO, CA 93721

## Electric Monthly Billing History



## Daily Usage Comparison

1 Year Ago Period	Last Period	Current Period
1141.33	918.55	1135.77
Electric kWh / Day		

Visit [www.pge.com/MyEnergy](http://www.pge.com/MyEnergy) for a detailed bill comparison

*MZ*



# ENERGY STATEMENT

2017-05 Part 2, Page 25 of 27

[www.pge.com/MyEnergy](http://www.pge.com/MyEnergy)

Account No: 7044237853-8

Statement Date: 05/05/2017

Due Date: 05/22/2017

## Details of Electric Charges

04/05/2017 - 05/04/2017 (30 billing days)

Service For: 890 W BELMONT AVE  
Service Agreement ID: 7044237158

### Service Information

Meter #	1004578075
Total Usage	34,073.000000 kWh
Serial	L
Rotating Outage Block	8H

04/05/2017 - 05/04/2017

Rate Schedule: NEMEXPM Net Energy Metering Service

Net Charges	\$5,058.17
Energy Commission Tax	9.88

**Total Electric Charges \$5,068.05**



MZ



# ENERGY STATEMENT

2017-05 Part 2, Page 26 of 27

[www.pge.com/MyEnergy](http://www.pge.com/MyEnergy)

Account No: 1934497681-6

Statement Date: 05/05/2017

Due Date: 05/22/2017

## Service For:

FRESNO'S CHAFFEE ZOO CORPORATION  
894 W BELMONT AVE  
FRESNO, CA 93728

## Your Account Summary

Amount Due on Previous Statement	\$7,874.71
Payment(s) Received Since Last Statement	-7,874.71
Previous Unpaid Balance	\$0.00
Current Gas Charges	\$5,682.66

## Questions about your bill?

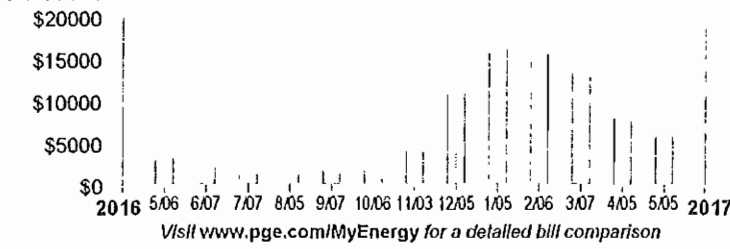
24 hours, 7 days/wk 1-800-468-4743  
Business Specialist available:  
Mon-Sat: 7am to 9pm  
[www.pge.com/MyEnergy](http://www.pge.com/MyEnergy)

**Total Amount Due by 05/22/2017 \$5,682.66**

## Local Office Address

705 P ST  
FRESNO, CA 93721

## Gas Monthly Billing History



## Daily Usage Comparison

1 Year Ago	Last Period	Current Period
137.20	271.49	190.83
Gas Therms / Day		

MZ



# ENERGY STATEMENT

2017-05 Part 2, Page 27 of 27

[www.pge.com/MyEnergy](http://www.pge.com/MyEnergy)

Account No: 1934497681-6

Statement Date: 05/05/2017

Due Date: 05/22/2017

## Details of Gas Charges

04/06/2017 - 05/05/2017 (30 billing days)

Service For: 894 W BELMONT AVE  
Service Agreement ID: 1934497465  
Rate Schedule: GNR1 Gas Service to Small Commercial Customers

### 04/06/2017 - 04/30/2017

Customer Charge	25 days @ \$2.14936	\$53.73
Gas Charges		
First 4,000 Therms/month	3,333.333333 Therms @ \$1.00615	3,353.83
4,000 Therms/month	1,437.500000 Therms @ \$0.75083	1,079.32
Gas PPP Surcharge (\$0.04672/Therm)		222.89
Resno Recovery Fee		44.87

### 05/01/2017 - 05/05/2017

Customer Charge	5 days @ \$2.14936	\$10.75
Gas Charges		
First 4,000 Therms/month	666.666667 Therms @ \$0.98238	654.92
4,000 Therms/month	287.500000 Therms @ \$0.72706	209.03
Gas PPP Surcharge (\$0.04672/Therm)		44.57
Resno Recovery Fee		8.75

**Total Gas Charges \$5,682.66**

## Service Information

Meter #	61202044
Current Meter Reading	21,452
Prior Meter Reading	17,272
Difference	4,180
Multiplier	1.369684
Total Usage	5,725.000000 Therms
Serial	L

## Gas Procurement Costs (\$/Therm)

04/06/2017 - 04/30/2017	\$0.40615
05/01/2017 - 05/05/2017	\$0.38238

## Additional Messages

**Customer Charge** To help deliver safe, reliable, and affordable gas service to your business, PG&E charges a customer fee which is based on your highest average daily gas usage within the past 12 months. For the billing period ending on 01/05/2017, your highest average daily gas usage was 536.4 therms.



Visit [www.pge.com/MyEnergy](http://www.pge.com/MyEnergy) for a detailed bill comparison.

WZ