



Fresno Chaffee Zoo • 894 West Belmont Avenue • Fresno, California 93728
 Phone (559) 498-5910 • Fax (559) 264-9226

Disbursement Claim for Measure Z Funds

Disbursement Claim #: 2017-08

Claim Submission Date: 09/14/17

Request Details

Invoice Date or Date Range (if multiple invoices)	Approved Monthly Budget Covering Invoiced Month(s)	Variance Explanation	Description	Amount Requested
	\$ 358,671.82	*see below	Animal Dept. Salary & Benefits	\$ 252,585.88
	\$ 42,781.67		Veterinary Dept. Salary & Benefits	\$ 27,004.28
	\$ 33,333.33		Animal Feed	\$ 36,399.53
	\$ 52,083.33		Utilities (Gas & Electric)	\$ 66,122.46
	\$ 10.00		Wire Fee	\$ 10.00
				\$ 382,122.15
				\$ (10.00)
	\$ 486,880.15		TOTAL AMOUNT REQUESTED	\$ 382,112.15

*our actual is below because August was budgeted as a three payroll month. There were actually only two payrolls for this month. We will be over for September's operating claim.

	252,585.88	+
	27,004.28	+
	36,399.53	+
	66,122.46	+
	10.00	=
Total [5 items]	382,122.15	T
	382,122.15	-
	10.00	=
Total [2 items]	382,112.15	T

Fresno's Chaffee Zoo Corporation

Income Statement

August 2017

✓ Ties to attached GL

	2017 Budget	August Budget	August Measure Z	August Actual	YTD Budget	YTD Measure Z	YTD Actual
REVENUE							
Self-Generated Revenue							
Admissions							
Admissions	\$0.00	\$0.00	\$0.00	\$0.00	\$0.00	\$0.00	\$0.00
Admissions-Special Events	\$13,000.00	\$1,083.33	\$0.00	\$0.00	\$8,666.64	\$0.00	\$0.00
Admissions-Visitor Services	\$4,290,500.00	\$307,000.00	\$0.00	\$201,163.64	\$3,318,500.00	\$0.00	\$2,543,963.07
Combo Tickets - Adults	\$0.00	\$0.00	\$0.00	\$0.00	\$0.00	\$0.00	\$0.00
Combo Tickets - Child/Senior	\$0.00	\$0.00	\$0.00	\$0.00	\$0.00	\$0.00	\$0.00
Over and Under	\$0.00	\$0.00	\$0.00	\$0.00	\$0.00	\$0.00	\$0.00
Over and Under-Visitor Services	\$0.00	\$0.00	\$0.00	\$21.00	\$0.00	\$0.00	\$1,318.58
Total Admissions	<u>\$4,303,500.00</u>	<u>\$308,083.33</u>	<u>\$0.00</u>	<u>\$201,184.64</u>	<u>\$3,327,166.64</u>	<u>\$0.00</u>	<u>\$2,545,281.65</u>
Adopt an Animal							
Adopt An Animal	\$0.00	\$0.00	\$0.00	\$0.00	\$0.00	\$0.00	\$0.00
Adopt An Animal-Development	\$40,000.00	\$500.00	\$0.00	\$555.00	\$29,000.00	\$0.00	\$19,220.00
Total Adopt an Animal	<u>\$40,000.00</u>	<u>\$500.00</u>	<u>\$0.00</u>	<u>\$555.00</u>	<u>\$29,000.00</u>	<u>\$0.00</u>	<u>\$19,220.00</u>
Board Designated for Endow							
Board Designated Endowment Income	\$0.00	\$0.00	\$0.00	\$0.00	\$0.00	\$0.00	\$0.00
Board Designated Endowment Income-Deve	\$50,000.00	\$0.00	\$0.00	\$0.00	\$25,000.00	\$0.00	\$2,080.00
Endowment Trust Fund-Perm	\$0.00	\$0.00	\$0.00	\$0.00	\$0.00	\$0.00	\$0.00
Total Board Designated for Endowment	<u>\$50,000.00</u>	<u>\$0.00</u>	<u>\$0.00</u>	<u>\$0.00</u>	<u>\$25,000.00</u>	<u>\$0.00</u>	<u>\$2,080.00</u>
Education							
After School Programs	\$0.00	\$0.00	\$0.00	\$0.00	\$0.00	\$0.00	\$0.00
After School Programs-Education	\$0.00	\$0.00	\$0.00	\$0.00	\$0.00	\$0.00	\$0.00
Annual Dues	\$0.00	\$0.00	\$0.00	\$0.00	\$0.00	\$0.00	\$0.00
Annual Dues-Education	\$0.00	\$0.00	\$0.00	\$0.00	\$0.00	\$0.00	\$0.00
Annual Dues-Volunteer	\$1,000.00	\$83.33	\$0.00	\$0.00	\$666.64	\$0.00	\$1,980.00
Camp Scholarships	\$0.00	\$0.00	\$0.00	\$0.00	\$0.00	\$0.00	\$0.00
Camp Scholarships-Education	\$0.00	\$0.00	\$0.00	\$0.00	\$0.00	\$0.00	\$0.00
Class Fees	\$0.00	\$0.00	\$0.00	\$0.00	\$0.00	\$0.00	\$0.00

Fresno's Chaffee Zoo Corporation

Income Statement

August 2017

	2017 Budget	August Budget	August Measure Z	August Actual	YTD Budget	YTD Measure Z	YTD Actual
Class Fees-Education	\$0.00	\$0.00	\$0.00	\$0.00	\$0.00	\$0.00	\$0.00
Class Fees-Volunteer	\$3,500.00	\$291.67	\$0.00	\$0.00	\$2,333.32	\$0.00	\$755.00
Cookbook Sales	\$0.00	\$0.00	\$0.00	\$0.00	\$0.00	\$0.00	\$0.00
Cookbook Sales-Volunteer	\$0.00	\$0.00	\$0.00	\$0.00	\$0.00	\$0.00	\$0.00
Docent Activities	\$0.00	\$0.00	\$0.00	\$0.00	\$0.00	\$0.00	\$0.00
Docent Activities-Volunteer	\$3,000.00	\$250.00	\$0.00	\$0.00	\$2,000.00	\$0.00	\$7,940.00
Education-General Income	\$0.00	\$0.00	\$0.00	\$0.00	\$0.00	\$0.00	\$0.00
Education-General Income-Education	\$0.00	\$0.00	\$0.00	\$0.00	\$0.00	\$0.00	\$0.00
Docent Fundraising Income	\$0.00	\$0.00	\$0.00	\$0.00	\$0.00	\$0.00	\$0.00
Docent Fundraising Income-Volunteer	\$0.00	\$0.00	\$0.00	\$0.00	\$0.00	\$0.00	\$0.00
Grants	\$0.00	\$0.00	\$0.00	\$0.00	\$0.00	\$0.00	\$0.00
Grants-Education	\$0.00	\$0.00	\$0.00	\$0.00	\$0.00	\$0.00	\$0.00
Junior University Income	\$0.00	\$0.00	\$0.00	\$0.00	\$0.00	\$0.00	\$0.00
Junior University Income-Education	\$0.00	\$0.00	\$0.00	\$0.00	\$0.00	\$0.00	\$0.00
Overnight Income	\$0.00	\$0.00	\$0.00	\$0.00	\$0.00	\$0.00	\$0.00
Overnight Income-Education	\$16,000.00	\$500.00	\$0.00	\$11,000.00	\$8,000.00	\$0.00	\$15,640.00
Scout Guide-Education	\$10,000.00	\$833.33	\$0.00	\$162.00	\$6,666.64	\$0.00	\$4,462.00
Service Income	\$0.00	\$0.00	\$0.00	\$0.00	\$0.00	\$0.00	\$0.00
Service Income-Education	\$0.00	\$0.00	\$0.00	\$0.00	\$0.00	\$0.00	\$0.00
Service Income-Volunteer	\$0.00	\$0.00	\$0.00	\$0.00	\$0.00	\$0.00	\$0.00
Teacher Resource Guide Income	\$0.00	\$0.00	\$0.00	\$0.00	\$0.00	\$0.00	\$0.00
Teacher Training Workshop Income	\$0.00	\$0.00	\$0.00	\$0.00	\$0.00	\$0.00	\$0.00
Teacher Training Workshop Income-Educati	\$0.00	\$0.00	\$0.00	\$0.00	\$0.00	\$0.00	\$0.00
Trip Income	\$0.00	\$0.00	\$0.00	\$0.00	\$0.00	\$0.00	\$0.00
Trip Income-Education	\$0.00	\$0.00	\$0.00	\$0.00	\$0.00	\$0.00	\$0.00
Trip Income-Volunteer	\$0.00	\$0.00	\$0.00	\$0.00	\$0.00	\$0.00	\$0.00
Uniform Income	\$0.00	\$0.00	\$0.00	\$0.00	\$0.00	\$0.00	\$0.00
Uniform Income-Volunteer	\$2,000.00	\$166.67	\$0.00	\$0.00	\$1,333.32	\$0.00	\$1,057.00
Wild Connections Lab Income	\$0.00	\$0.00	\$0.00	\$0.00	\$0.00	\$0.00	\$0.00
Wild Connections Lab Income-Education	\$56,000.00	\$250.00	\$0.00	\$0.00	\$35,200.00	\$0.00	\$43,979.50
Zoo Adventures Camp Income	\$0.00	\$0.00	\$0.00	\$0.00	\$0.00	\$0.00	\$0.00
Zoo Adventures Camp Income-Education	\$200,000.00	\$48,500.00	\$0.00	\$32,430.00	\$183,500.00	\$0.00	\$189,092.50

Fresno's Chaffee Zoo Corporation

Income Statement

August 2017

	2017 Budget	August Budget	August Measure Z	August Actual	YTD Budget	YTD Measure Z	YTD Actual
Zoo Boo Haunted House Income	\$0.00	\$0.00	\$0.00	\$0.00	\$0.00	\$0.00	\$0.00
Zoo Preview Income	\$0.00	\$0.00	\$0.00	\$0.00	\$0.00	\$0.00	\$0.00
Zoo Preview Income-Volunteer	\$3,600.00	\$300.00	\$0.00	\$0.00	\$2,400.00	\$0.00	\$2,340.00
Zoo School Income	\$0.00	\$0.00	\$0.00	\$0.00	\$0.00	\$0.00	\$0.00
Zoo Talks Income	\$0.00	\$0.00	\$0.00	\$0.00	\$0.00	\$0.00	\$0.00
Zoo Talks Income-Education	\$5,000.00	\$75.00	\$0.00	\$0.00	\$2,850.00	\$0.00	\$1,980.00
Zoopeteer Income	\$0.00	\$0.00	\$0.00	\$0.00	\$0.00	\$0.00	\$0.00
Zoopeteer Income-Education	\$0.00	\$0.00	\$0.00	\$0.00	\$0.00	\$0.00	\$0.00
Zoopeteer Income-Volunteer	\$0.00	\$0.00	\$0.00	\$0.00	\$0.00	\$0.00	\$0.00
Camp Scholarships-Res	\$0.00	\$0.00	\$0.00	\$0.00	\$0.00	\$0.00	\$0.00
Camp Scholarships-Res-Education	\$3,000.00	\$250.00	\$0.00	\$1.00	\$1,999.96	\$0.00	\$515.00
Grants-Res	\$0.00	\$0.00	\$0.00	\$0.00	\$0.00	\$0.00	\$0.00
Grants-Res-Education	\$7,000.00	\$583.33	\$0.00	\$0.00	\$4,666.64	\$0.00	\$0.00
Grants-Res-Volunteer	\$0.00	\$0.00	\$0.00	\$0.00	\$0.00	\$0.00	\$3,000.00
Grants-Perm	\$0.00	\$0.00	\$0.00	\$0.00	\$0.00	\$0.00	\$0.00
Tour Income	\$0.00	\$0.00	\$0.00	\$0.00	\$0.00	\$0.00	\$0.00
Tour Income-Volunteer	\$4,500.00	\$375.00	\$0.00	\$0.00	\$3,000.00	\$0.00	\$5,518.00
Tot Time Income	\$0.00	\$0.00	\$0.00	\$0.00	\$0.00	\$0.00	\$0.00
Tot Time Income-Education	\$8,000.00	\$200.00	\$0.00	\$0.00	\$4,700.00	\$0.00	\$4,985.00
Zoomobile Income	\$0.00	\$0.00	\$0.00	\$0.00	\$0.00	\$0.00	\$0.00
Zoomobile Income-Education	\$50,000.00	\$2,500.00	\$0.00	\$486.20	\$43,500.00	\$0.00	\$24,304.86
Behind the Scenes-Education	\$60,000.00	\$5,000.00	\$0.00	\$1,170.00	\$48,250.00	\$0.00	\$30,157.00
Facility Rental-Education	\$3,000.00	\$250.00	\$0.00	\$450.00	\$2,000.00	\$0.00	\$3,600.00
Miscellaneous Income-Education	\$0.00	\$0.00	\$0.00	\$0.00	\$0.00	\$0.00	\$0.00
Uniform-Teen Payment- Volunteer	\$0.00	\$0.00	\$0.00	\$0.00	\$0.00	\$0.00	\$0.00
Total Education	<u>\$435,600.00</u>	<u>\$60,408.33</u>	<u>\$0.00</u>	<u>\$45,699.20</u>	<u>\$353,066.52</u>	<u>\$0.00</u>	<u>\$341,305.86</u>
Food Services							
Concessions Commission	\$0.00	\$0.00	\$0.00	\$0.00	\$0.00	\$0.00	\$0.00
Concessions Commission-Administration	\$741,000.00	\$50,500.00	\$0.00	\$0.00	\$542,000.00	\$0.00	\$444,490.68
Concessions Commission-Development	\$0.00	\$0.00	\$0.00	\$0.00	\$0.00	\$0.00	\$0.00
Total Food Services	<u>\$741,000.00</u>	<u>\$50,500.00</u>	<u>\$0.00</u>	<u>\$0.00</u>	<u>\$542,000.00</u>	<u>\$0.00</u>	<u>\$444,490.68</u>

Fresno's Chaffee Zoo Corporation
Income Statement
 August 2017

	2017 Budget	August Budget	August Measure Z	August Actual	YTD Budget	YTD Measure Z	YTD Actual
Gift Shop							
Gift Shop Income	\$0.00	\$0.00	\$0.00	\$0.00	\$0.00	\$0.00	\$0.00
Gift Shop Commission	\$0.00	\$0.00	\$0.00	\$0.00	\$0.00	\$0.00	\$0.00
Gift Shop Commission-Administration	\$503,500.00	\$35,000.00	\$0.00	\$0.00	\$369,000.00	\$0.00	\$300,574.96
Total Gift Shop	\$503,500.00	\$35,000.00	\$0.00	\$0.00	\$369,000.00	\$0.00	\$300,574.96
Giraffe Feeding							
Giraffe Feeding Income	\$0.00	\$0.00	\$0.00	\$0.00	\$0.00	\$0.00	\$0.00
Giraffe Feeding Income-Education	\$460,000.00	\$35,000.00	\$0.00	\$34,853.90	\$350,500.00	\$0.00	\$387,121.33
Giraffe Feeding Income-Visitor Services	\$0.00	\$0.00	\$0.00	\$0.00	\$0.00	\$0.00	\$0.00
Total Giraffe Feeding	\$460,000.00	\$35,000.00	\$0.00	\$34,853.90	\$350,500.00	\$0.00	\$387,121.33
Grants/Fundraising							
Annual Fund	\$0.00	\$0.00	\$0.00	\$0.00	\$0.00	\$0.00	\$0.00
Conservation Income-Animal	\$0.00	\$0.00	\$0.00	\$0.00	\$0.00	\$0.00	\$0.00
Conservation Income-Development	\$0.00	\$0.00	\$0.00	\$3,723.46	\$0.00	\$0.00	\$15,663.69
Conservation Income-Education	\$0.00	\$0.00	\$0.00	\$0.00	\$0.00	\$0.00	\$0.00
Donations	\$0.00	\$0.00	\$0.00	\$0.00	\$0.00	\$0.00	\$0.00
Donations-Marketing	\$0.00	\$0.00	\$0.00	\$0.00	\$0.00	\$0.00	\$0.00
Donations-Development	\$400,000.00	\$35,000.00	\$0.00	\$2,099.22	\$215,000.00	\$0.00	\$49,665.34
Donations-Special Events	\$0.00	\$0.00	\$0.00	\$0.00	\$0.00	\$0.00	\$85.00
Donations-Education	\$500.00	\$41.67	\$0.00	\$0.00	\$333.32	\$0.00	\$255.54
Donations-Volunteer	\$0.00	\$0.00	\$0.00	\$0.00	\$0.00	\$0.00	\$0.00
In-Kind Contributions	\$0.00	\$0.00	\$0.00	\$0.00	\$0.00	\$0.00	\$0.00
In-Kind Contributions-Development	\$0.00	\$0.00	\$0.00	\$0.00	\$0.00	\$0.00	\$0.00
In-Kind Contributions - Volunteer	\$0.00	\$0.00	\$0.00	\$0.00	\$0.00	\$0.00	\$0.00
New Sea Lion Exhibit Fundraising Income	\$0.00	\$0.00	\$0.00	\$0.00	\$0.00	\$0.00	\$30.00
Annual Fund-Res	\$0.00	\$0.00	\$0.00	\$0.00	\$0.00	\$0.00	\$0.00
Conservation Income-Res-Development	\$0.00	\$0.00	\$0.00	\$218.00	\$0.00	\$0.00	\$2,218.00
Conservation Income-Res-Veterinary	\$150.00	\$12.50	\$0.00	\$0.00	\$100.00	\$0.00	\$100.00
Donations-Res	\$0.00	\$0.00	\$0.00	\$0.00	\$0.00	\$0.00	\$0.00

Fresno's Chaffee Zoo Corporation

Income Statement

August 2017

	2017 Budget	August Budget	August Measure Z	August Actual	YTD Budget	YTD Measure Z	YTD Actual
Donations-Res-Marketing	\$0.00	\$0.00	\$0.00	\$0.00	\$0.00	\$0.00	\$0.00
Donations-Res-Development	\$0.00	\$0.00	\$0.00	\$8,114.92	\$0.00	\$0.00	\$106,586.40
Donations-Res-Education	\$0.00	\$0.00	\$0.00	\$2,500.00	\$0.00	\$0.00	\$2,500.00
In-Kind Contributions-Res	\$0.00	\$0.00	\$0.00	\$0.00	\$0.00	\$0.00	\$0.00
New Sea Lion Exhibit Fundraising Income-	\$0.00	\$0.00	\$0.00	\$0.00	\$0.00	\$0.00	\$0.00
Donations-Perm	\$0.00	\$0.00	\$0.00	\$0.00	\$0.00	\$0.00	\$0.00
Donations-Perm-Education	\$0.00	\$0.00	\$0.00	\$0.00	\$0.00	\$0.00	\$0.00
Docent Education Fund-Perm	\$0.00	\$0.00	\$0.00	\$0.00	\$0.00	\$0.00	\$0.00
Pay Loader Kiddie Ride-Development	\$0.00	\$0.00	\$0.00	\$0.00	\$0.00	\$0.00	\$0.00
Pay Loader Ride-Africa-Res-Development	\$0.00	\$0.00	\$0.00	\$0.00	\$0.00	\$0.00	\$0.50
Total Grants/Fundraising	<u>\$400,650.00</u>	<u>\$35,054.17</u>	<u>\$0.00</u>	<u>\$16,655.60</u>	<u>\$215,433.32</u>	<u>\$0.00</u>	<u>\$177,104.47</u>
Group Event/Facility Rental							
Facility Rental	\$0.00	\$0.00	\$0.00	\$0.00	\$0.00	\$0.00	\$0.00
Facility Rental-Special Events	\$480,000.00	\$50,000.00	\$0.00	\$51,725.28	\$305,000.00	\$0.00	\$377,237.10
Total Group Event/Facility Rental	<u>\$480,000.00</u>	<u>\$50,000.00</u>	<u>\$0.00</u>	<u>\$51,725.28</u>	<u>\$305,000.00</u>	<u>\$0.00</u>	<u>\$377,237.10</u>
Interest Income							
Interest Income	\$375,000.00	\$15,000.00	\$0.00	\$0.00	\$120,000.00	\$0.00	\$105,367.15
Interest Income-Administration	\$0.00	\$0.00	\$0.00	\$0.00	\$0.00	\$0.00	\$0.00
Interest Income-Perm	\$2,500.00	\$208.33	\$0.00	\$0.00	\$1,666.64	\$0.00	\$381.39
Total Interest Income	<u>\$377,500.00</u>	<u>\$15,208.33</u>	<u>\$0.00</u>	<u>\$0.00</u>	<u>\$121,666.64</u>	<u>\$0.00</u>	<u>\$105,748.54</u>
Investment Income							
Investment Income	\$0.00	\$0.00	\$0.00	\$0.00	\$0.00	\$0.00	\$728,328.53
Investment Gain/Loss Unrealized	\$0.00	\$0.00	\$0.00	\$0.00	\$0.00	\$0.00	\$0.00
Investment Gain/Loss Realized	\$0.00	\$0.00	\$0.00	\$0.00	\$0.00	\$0.00	\$0.00
Investment Income-Res	\$0.00	\$0.00	\$0.00	\$0.00	\$0.00	\$0.00	\$0.00
Investment Gain/Loss Unrealized-Res	\$0.00	\$0.00	\$0.00	\$0.00	\$0.00	\$0.00	\$0.00
Investment Gain/Loss Realized-Res	\$0.00	\$0.00	\$0.00	\$0.00	\$0.00	\$0.00	\$0.00
Investment Income-Perm	\$0.00	\$0.00	\$0.00	\$0.00	\$0.00	\$0.00	\$4,288.84
Investment Gain/Loss Unrealized-Perm	\$0.00	\$0.00	\$0.00	\$0.00	\$0.00	\$0.00	\$0.00

Fresno's Chaffee Zoo Corporation

Income Statement

August 2017

	2017 Budget	August Budget	August Measure Z	August Actual	YTD Budget	YTD Measure Z	YTD Actual
Investment Gain/Loss Realized-Perm	\$0.00	\$0.00	\$0.00	\$0.00	\$0.00	\$0.00	\$0.00
Total Investment Income	\$0.00	\$0.00	\$0.00	\$0.00	\$0.00	\$0.00	\$732,617.37
Membership							
Corporate Membership	\$0.00	\$0.00	\$0.00	\$0.00	\$0.00	\$0.00	\$0.00
Membership Income	\$0.00	\$0.00	\$0.00	\$0.00	\$0.00	\$0.00	\$0.00
Membership Income-Membership	\$1,250,000.00	\$81,000.00	\$0.00	\$60,810.00	\$894,000.00	\$0.00	\$913,292.45
Total Membership	\$1,250,000.00	\$81,000.00	\$0.00	\$60,810.00	\$894,000.00	\$0.00	\$913,292.45
Special Events							
Boutique Sales	\$0.00	\$0.00	\$0.00	\$0.00	\$0.00	\$0.00	\$0.00
Corporate Tent Income	\$0.00	\$0.00	\$0.00	\$0.00	\$0.00	\$0.00	\$0.00
Exhibitor Booth Income	\$0.00	\$0.00	\$0.00	\$0.00	\$0.00	\$0.00	\$0.00
Exhibitor Booth Income-Special Events	\$4,500.00	\$0.00	\$0.00	\$500.00	\$0.00	\$0.00	\$650.00
Raffle Ticket Income	\$0.00	\$0.00	\$0.00	\$0.00	\$0.00	\$0.00	\$0.00
Raffle Ticket Income-Special Events	\$0.00	\$0.00	\$0.00	\$0.00	\$0.00	\$0.00	\$0.00
Santa Photo-Special Events	\$0.00	\$0.00	\$0.00	\$0.00	\$0.00	\$0.00	\$0.00
Script Sales	\$0.00	\$0.00	\$0.00	\$0.00	\$0.00	\$0.00	\$0.00
Script Sales-Special Events	\$9,000.00	\$0.00	\$0.00	\$0.00	\$0.00	\$0.00	\$0.00
Auction Income	\$0.00	\$0.00	\$0.00	\$0.00	\$0.00	\$0.00	\$0.00
Auction Income-Special Events	\$35,000.00	\$0.00	\$0.00	\$0.00	\$0.00	\$0.00	\$0.00
Special Event Income	\$0.00	\$0.00	\$0.00	\$0.00	\$0.00	\$0.00	\$0.00
Special Event Income-Special Events	\$528,500.00	\$72,000.00	\$0.00	\$41,805.00	\$123,500.00	\$0.00	\$85,986.26
Sponsorships	\$0.00	\$0.00	\$0.00	\$0.00	\$0.00	\$0.00	\$0.00
Sponsorships-Development	\$0.00	\$0.00	\$0.00	\$0.00	\$0.00	\$0.00	\$0.00
Sponsorships-Special Events	\$125,000.00	\$30,000.00	\$0.00	\$0.00	\$102,000.00	\$0.00	\$0.00
Sponsorships-Education	\$0.00	\$0.00	\$0.00	\$0.00	\$0.00	\$0.00	\$0.00
ZooLights 3D Glasses Income-Special Even	\$4,500.00	\$0.00	\$0.00	\$0.00	\$0.00	\$0.00	\$0.00
Special Event Income-Res	\$0.00	\$0.00	\$0.00	\$0.00	\$0.00	\$0.00	\$0.00
Sponsorships-Res	\$0.00	\$0.00	\$0.00	\$0.00	\$0.00	\$0.00	\$0.00
Sponsorships-Res-Marketing	\$0.00	\$0.00	\$0.00	\$0.00	\$0.00	\$0.00	\$0.00
Sponsorships-Res-Development	\$25,000.00	\$0.00	\$0.00	\$0.00	\$25,000.00	\$0.00	\$25,000.00

Fresno's Chaffee Zoo Corporation

Income Statement

August 2017

	2017 Budget	August Budget	August Measure Z	August Actual	YTD Budget	YTD Measure Z	YTD Actual
Sponsorships-Res-Special Events	\$0.00	\$0.00	\$0.00	\$15,000.00	\$0.00	\$0.00	\$45,500.00
Sponsorships-Res-Education	\$5,000.00	\$416.67	\$0.00	\$0.00	\$3,333.32	\$0.00	\$0.00
Total Special Events	<u>\$736,500.00</u>	<u>\$102,416.67</u>	<u>\$0.00</u>	<u>\$57,305.00</u>	<u>\$253,833.32</u>	<u>\$0.00</u>	<u>\$157,136.26</u>
Stingray Exhibit							
Stingray Admissions	\$0.00	\$0.00	\$0.00	\$0.00	\$0.00	\$0.00	\$0.00
Stingray Admissions-Education	\$313,500.00	\$21,500.00	\$0.00	\$16,558.90	\$250,000.00	\$0.00	\$206,220.36
Stingray Admissions-Visitor Services	\$0.00	\$0.00	\$0.00	\$0.00	\$0.00	\$0.00	\$0.00
Stingray Feeding Income	\$0.00	\$0.00	\$0.00	\$0.00	\$0.00	\$0.00	\$0.00
Stingray Feeding Income-Education	\$37,500.00	\$3,750.00	\$0.00	\$2,756.00	\$29,800.00	\$0.00	\$23,090.00
Stingray Feeding Income-Visitor Services	\$0.00	\$0.00	\$0.00	\$0.00	\$0.00	\$0.00	\$0.00
Total Stingray Exhibit	<u>\$351,000.00</u>	<u>\$25,250.00</u>	<u>\$0.00</u>	<u>\$19,314.90</u>	<u>\$279,800.00</u>	<u>\$0.00</u>	<u>\$229,310.36</u>
Other							
Biofacts	\$0.00	\$0.00	\$0.00	\$0.00	\$0.00	\$0.00	\$0.00
Elephant Painting Income	\$0.00	\$0.00	\$0.00	\$0.00	\$0.00	\$0.00	\$0.00
Enrichment Income	\$0.00	\$0.00	\$0.00	\$0.00	\$0.00	\$0.00	\$0.00
Fundraising Pins Income-Development	\$0.00	\$0.00	\$0.00	\$0.00	\$0.00	\$0.00	\$15.00
Orang Research Income	\$0.00	\$0.00	\$0.00	\$0.00	\$0.00	\$0.00	\$0.00
Photography Lab Income	\$0.00	\$0.00	\$0.00	\$0.00	\$0.00	\$0.00	\$0.00
Poster Income-Development	\$0.00	\$0.00	\$0.00	\$0.00	\$0.00	\$0.00	\$0.00
Sales of Animals	\$0.00	\$0.00	\$0.00	\$0.00	\$0.00	\$0.00	\$0.00
Sales of Animals-Animals	\$0.00	\$0.00	\$0.00	\$0.00	\$0.00	\$0.00	\$0.00
Special Project Income	\$0.00	\$0.00	\$0.00	\$0.00	\$0.00	\$0.00	\$0.00
Zoo Career Workshop Income	\$0.00	\$0.00	\$0.00	\$0.00	\$0.00	\$0.00	\$0.00
Interfund Transfer	\$0.00	\$0.00	\$0.00	\$0.00	\$0.00	\$0.00	\$0.00
Net Assets Released from Restrictions	\$0.00	\$0.00	\$0.00	\$0.00	\$0.00	\$0.00	\$0.00
Enrichment Income-Res-Development	\$0.00	\$0.00	\$0.00	\$100.00	\$0.00	\$0.00	\$975.00
Fundraising Pins Income-Res-Development	\$0.00	\$0.00	\$0.00	\$0.00	\$0.00	\$0.00	\$10.00
Orang Research Income-Res	\$0.00	\$0.00	\$0.00	\$0.00	\$0.00	\$0.00	\$0.00
Special Project Income-Res	\$0.00	\$0.00	\$0.00	\$0.00	\$0.00	\$0.00	\$0.00
Interfund Transfer-Res	\$0.00	\$0.00	\$0.00	\$0.00	\$0.00	\$0.00	\$0.00

Fresno's Chaffee Zoo Corporation

Income Statement

August 2017

	2017 Budget	August Budget	August Measure Z	August Actual	YTD Budget	YTD Measure Z	YTD Actual
Net Assets Released from Restrictions-Res	\$0.00	\$0.00	\$0.00	\$0.00	\$0.00	\$0.00	\$0.00
Interfund Transfer-Perm	\$0.00	\$0.00	\$0.00	\$0.00	\$0.00	\$0.00	\$0.00
Net Assets Released from Restrictions-Perm	\$0.00	\$0.00	\$0.00	\$0.00	\$0.00	\$0.00	\$0.00
Miscellaneous Income	\$5,000.00	\$416.67	\$0.00	(\$25.55)	\$3,333.32	\$0.00	\$2,736.26
Miscellaneous Income-Visitor Services	\$0.00	\$0.00	\$0.00	\$0.00	\$0.00	\$0.00	\$0.00
Miscellaneous Income-Human Resources	\$0.00	\$0.00	\$0.00	\$0.00	\$0.00	\$0.00	\$0.00
Airbrush Tattoo Income	\$0.00	\$0.00	\$0.00	\$0.00	\$0.00	\$0.00	\$0.00
ATM Income	\$1,500.00	\$125.00	\$0.00	\$93.50	\$1,000.00	\$0.00	\$998.00
ATM Income-Administration	\$0.00	\$0.00	\$0.00	\$0.00	\$0.00	\$0.00	\$0.00
Parking Passes	\$0.00	\$0.00	\$0.00	\$0.00	\$0.00	\$0.00	\$0.00
Penny Press Income	\$14,000.00	\$1,166.67	\$0.00	\$1,793.00	\$9,333.32	\$0.00	\$6,953.25
Penny Press Income-Administration	\$0.00	\$0.00	\$0.00	\$0.00	\$0.00	\$0.00	\$0.00
Photo Machine Income	\$11,000.00	\$916.67	\$0.00	\$680.25	\$7,333.32	\$0.00	\$6,668.29
Photo Machine Income-Administration	\$0.00	\$0.00	\$0.00	\$0.00	\$0.00	\$0.00	\$0.00
Photo/Video Income-Marketing	\$0.00	\$0.00	\$0.00	\$0.00	\$0.00	\$0.00	\$0.00
Zoo Book Sales	\$0.00	\$0.00	\$0.00	\$0.00	\$0.00	\$0.00	\$0.00
Zoo Key Sales	\$0.00	\$0.00	\$0.00	\$0.00	\$0.00	\$0.00	\$0.00
Pay Loader Kiddie Ride	\$0.00	\$0.00	\$0.00	\$0.00	\$0.00	\$0.00	\$0.00
Vending Commission-Administration	\$37,500.00	\$4,500.00	\$0.00	\$1,538.60	\$24,500.00	\$0.00	\$21,085.95
Camel Rides							
Camel Rides	\$0.00	\$0.00	\$0.00	\$0.00	\$0.00	\$0.00	\$0.00
Total Camel Rides	\$0.00	\$0.00	\$0.00	\$0.00	\$0.00	\$0.00	\$0.00
Stroller/Wheelchair Rental							
Stroller/Wheelchair Rental Income	\$0.00	\$0.00	\$0.00	\$0.00	\$0.00	\$0.00	\$0.00
Total Stroller/Wheelchair Rental	\$0.00	\$0.00	\$0.00	\$0.00	\$0.00	\$0.00	\$0.00
Total Other	\$69,000.00	\$7,125.01	\$0.00	\$4,179.80	\$45,499.96	\$0.00	\$39,441.75
Total Self-Generated Revenue	\$10,198,250.00	\$805,545.84	\$0.00	\$492,283.32	\$7,110,966.40	\$0.00	\$6,771,962.78

City of Fresno

Fresno's Chaffee Zoo Corporation

Income Statement

August 2017

	2017 Budget	August Budget	August Measure Z	August Actual	YTD Budget	YTD Measure Z	YTD Actual
City of Fresno	\$0.00	\$0.00	\$0.00	\$0.00	\$0.00	\$0.00	\$0.00
City of Fresno-Administration	\$0.00	\$0.00	\$0.00	\$0.00	\$0.00	\$0.00	\$0.00
City of Fresno-Res	\$0.00	\$0.00	\$0.00	\$0.00	\$0.00	\$0.00	\$0.00
Total City of Fresno	\$0.00	\$0.00	\$0.00	\$0.00	\$0.00	\$0.00	\$0.00
Measure Z-Capital Funds							
Measure Z Capital Income	\$0.00	\$0.00	\$0.00	\$407,074.62	\$0.00	\$0.00	\$890,154.22
Measure Z Capital Income-Res	\$0.00	\$0.00	\$0.00	\$0.00	\$0.00	\$0.00	\$0.00
Total Measure Z-Capital Funds	\$0.00	\$0.00	\$0.00	\$407,074.62	\$0.00	\$0.00	\$890,154.22
Measure Z Operating Funds							
Measure Z Operating Income	\$4,522,000.00	\$434,797.00	\$0.00	\$0.00	\$3,165,951.00	\$0.00	\$2,635,178.03
Measure Z Operating Income-Administratio	\$0.00	\$0.00	\$0.00	\$0.00	\$0.00	\$0.00	\$0.00
Measure Z Operating Income-Res	\$0.00	\$0.00	\$0.00	\$0.00	\$0.00	\$0.00	\$0.00
Transfer to/from Related Org							
Transfer to/from Related Organization	\$0.00	\$0.00	\$0.00	\$0.00	\$0.00	\$0.00	\$0.00
Transfer to/from Related Organization-Res	\$0.00	\$0.00	\$0.00	\$0.00	\$0.00	\$0.00	\$0.00
Transfer to/from Related Organization-Perm	\$0.00	\$0.00	\$0.00	\$0.00	\$0.00	\$0.00	\$0.00
Total Transfer to/from Related Org	\$0.00	\$0.00	\$0.00	\$0.00	\$0.00	\$0.00	\$0.00
Total Measure Z Operating Funds	\$4,522,000.00	\$434,797.00	\$0.00	\$0.00	\$3,165,951.00	\$0.00	\$2,635,178.03
TOTAL REVENUE	\$14,720,250.00	\$1,240,342.84	\$0.00	\$899,357.94	\$10,276,917.40	\$0.00	\$10,297,295.03

Fresno's Chaffee Zoo Corporation

Income Statement

August 2017

	2017 Budget	August Budget	August Measure Z	August Actual	YTD Budget	YTD Measure Z	YTD Actual
EXPENSES							
OPERATING EXPENSES							
Personnel Expenses							
Administration							
Benefits-General	\$0.00	\$0.00	\$0.00	\$33.76	\$0.00	\$0.00	\$33.76
Benefits-Administration	\$127,200.00	\$7,950.00	\$0.00	\$8,973.49	\$87,450.00	\$0.00	\$75,004.89
Payroll Taxes	\$0.00	\$0.00	\$0.00	\$0.00	\$0.00	\$0.00	\$0.00
Payroll Taxes-Administration	\$65,950.00	\$7,584.25	\$0.00	\$3,763.80	\$44,186.50	\$0.00	\$30,748.62
Retirement Contribution-General	\$0.00	\$0.00	\$0.00	\$0.00	\$0.00	\$0.00	\$0.00
Retirement Contribution-Administration	\$17,120.00	\$1,968.80	\$0.00	\$1,201.83	\$11,470.40	\$0.00	\$9,901.14
Salaries-General	\$0.00	\$0.00	\$0.00	\$0.00	\$0.00	\$0.00	\$0.00
Salaries-Administration	\$808,100.00	\$92,931.50	\$0.00	\$49,920.72	\$541,427.00	\$0.00	\$408,419.72
Workers Comp-General	\$0.00	\$0.00	\$0.00	\$0.00	\$0.00	\$0.00	\$0.00
Workers Comp-Administration	\$8,718.00	\$1,002.57	\$0.00	\$421.32	\$5,841.06	\$0.00	\$2,714.62
Total Administration	<u>\$1,027,088.00</u>	<u>\$111,437.12</u>	<u>\$0.00</u>	<u>\$64,314.92</u>	<u>\$690,374.96</u>	<u>\$0.00</u>	<u>\$526,822.75</u>
Animal							
Benefits-Animal	\$462,214.00	\$28,888.38	\$33,250.38	\$33,250.38 ✓	\$317,772.11	\$264,160.34	\$264,160.34
Payroll Taxes-Animal	\$197,316.00	\$22,691.34	\$13,982.84	\$13,982.84 ✓	\$132,201.72	\$111,009.10	\$111,009.10
Retirement Contribution-Animal	\$47,783.00	\$5,495.05	\$4,296.15	\$4,296.15 ✓	\$32,014.61	\$33,155.57	\$33,155.57
Salaries-Animal	\$2,445,054.00	\$281,181.21	\$184,228.32	\$184,228.32 ✓	\$1,638,186.18	\$1,460,828.20	\$1,460,828.20
Workers Comp-Animal	\$177,529.00	\$20,415.84	\$16,828.19	\$16,828.15 ✓	\$118,944.43	\$121,312.55	\$121,312.55
Total Animal	<u>\$3,329,896.00</u>	<u>\$358,671.82</u>	<u>\$252,585.88</u>	<u>\$252,585.88</u> 4/	<u>\$2,239,119.05</u>	<u>\$1,990,465.76</u>	<u>\$1,990,465.75</u>
Education							
Benefits-Education	\$118,588.00	\$7,411.75	\$0.00	\$5,996.62	\$81,529.25	\$0.00	\$50,970.99
Benefits-Volunteer	\$0.00	\$0.00	\$0.00	\$0.00	\$0.00	\$0.00	\$0.00
Payroll Taxes-Education	\$62,885.00	\$7,231.78	\$0.00	\$10,720.69	\$42,132.95	\$0.00	\$43,468.92
Payroll Taxes-Volunteer	\$0.00	\$0.00	\$0.00	\$0.00	\$0.00	\$0.00	\$0.00
Retirement Contribution-Education	\$9,697.00	\$1,115.16	\$0.00	\$880.36	\$6,496.99	\$0.00	\$6,477.32
Salaries-Education	\$829,614.00	\$95,405.61	\$0.00	\$63,159.90	\$555,841.38	\$0.00	\$472,830.12

Fresno's Chaffee Zoo Corporation

Income Statement

August 2017

	2017 Budget	August Budget	August Measure Z	August Actual	YTD Budget	YTD Measure Z	YTD Actual
Salaries-Volunteer	\$0.00	\$0.00	\$0.00	\$0.00	\$0.00	\$0.00	\$0.00
Workers Comp-Education	\$88,856.00	\$10,218.44	\$0.00	\$5,483.22	\$59,533.52	\$0.00	\$37,618.29
Workers Comp-Volunteer	\$0.00	\$0.00	\$0.00	\$0.00	\$0.00	\$0.00	\$0.00
Total Education	<u>\$1,109,640.00</u>	<u>\$121,382.74</u>	<u>\$0.00</u>	<u>\$86,240.79</u>	<u>\$745,534.09</u>	<u>\$0.00</u>	<u>\$611,365.64</u>
Maintenance/Horticulture							
Benefits-Maintenance	\$121,259.00	\$7,578.69	\$0.00	\$7,481.75	\$83,365.55	\$0.00	\$66,637.25
Benefits-Horticulture	\$74,200.00	\$4,637.50	\$0.00	\$3,887.83	\$51,012.50	\$0.00	\$35,929.00
Payroll Taxes-Maintenance	\$35,968.00	\$4,136.32	\$0.00	\$2,989.36	\$24,098.56	\$0.00	\$25,018.61
Payroll Taxes-Horticulture	\$22,794.00	\$2,621.31	\$0.00	\$1,275.02	\$15,271.98	\$0.00	\$10,605.32
Retirement Contribution-Maintenance	\$7,283.00	\$837.55	\$0.00	\$451.24	\$4,879.61	\$0.00	\$3,179.32
Retirement Contribution-Horticulture	\$5,341.00	\$614.22	\$0.00	\$286.84	\$3,578.47	\$0.00	\$2,765.89
Salaries-Maintenance	\$445,580.00	\$51,241.70	\$0.00	\$31,097.14	\$298,538.60	\$0.00	\$254,342.27
Salaries-Horticulture	\$278,206.00	\$31,993.69	\$0.00	\$16,726.41	\$186,398.02	\$0.00	\$139,081.11
Workers Comp-Maintenance	\$32,699.00	\$3,760.39	\$0.00	\$2,911.68	\$21,908.33	\$0.00	\$21,517.70
Workers Comp-Horticulture	\$20,721.00	\$2,382.92	\$0.00	\$1,544.41	\$13,883.07	\$0.00	\$11,660.77
Total Maintenance/Horticulture	<u>\$1,044,051.00</u>	<u>\$109,804.29</u>	<u>\$0.00</u>	<u>\$68,651.68</u>	<u>\$702,934.69</u>	<u>\$0.00</u>	<u>\$570,737.24</u>
Mem/Dev/Marketing							
Benefits-Marketing	\$80,217.00	\$5,013.56	\$0.00	\$2,348.77	\$55,149.19	\$0.00	\$18,553.28
Benefits-Membership	\$0.00	\$0.00	\$0.00	\$1,248.32	\$0.00	\$0.00	\$10,012.14
Benefits-Development	\$0.00	\$0.00	\$0.00	\$1,607.20	\$0.00	\$0.00	\$13,131.80
Benefits-Special Event	\$0.00	\$0.00	\$0.00	\$3,284.72	\$0.00	\$0.00	\$23,014.51
Payroll Taxes-Marketing	\$48,117.00	\$5,533.46	\$0.00	\$743.06	\$32,238.39	\$0.00	\$6,078.08
Payroll Taxes-Membership	\$0.00	\$0.00	\$0.00	\$661.29	\$0.00	\$0.00	\$5,247.13
Payroll Taxes-Development	\$0.00	\$0.00	\$0.00	\$672.88	\$0.00	\$0.00	\$5,345.67
Payroll Taxes-Special Events	\$0.00	\$0.00	\$0.00	\$1,346.03	\$0.00	\$0.00	\$11,200.22
Retirement Contribution-Marketing	\$15,746.00	\$1,810.79	\$0.00	\$322.24	\$10,549.82	\$0.00	\$2,614.56
Retirement Contribution-Membership	\$0.00	\$0.00	\$0.00	\$286.91	\$0.00	\$0.00	\$2,668.59
Retirement Contribution-Development	\$0.00	\$0.00	\$0.00	\$382.96	\$0.00	\$0.00	\$2,286.76
Retirement Contribution-Special Event	\$0.00	\$0.00	\$0.00	\$233.52	\$0.00	\$0.00	\$1,963.37
Salaries-Marketing	\$604,442.00	\$69,510.83	\$0.00	\$9,733.42	\$404,976.14	\$0.00	\$79,606.43

Fresno's Chaffee Zoo Corporation

Income Statement

August 2017

	2017 Budget	August Budget	August Measure Z	August Actual	YTD Budget	YTD Measure Z	YTD Actual
Salaries-Membership	\$0.00	\$0.00	\$0.00	\$8,652.55	\$0.00	\$0.00	\$68,654.66
Salaries-Development	\$0.00	\$0.00	\$0.00	\$8,835.82	\$0.00	\$0.00	\$70,186.26
Salaries-Special Events	\$0.00	\$0.00	\$0.00	\$17,547.43	\$0.00	\$0.00	\$145,464.29
Workers Comp-Marketing	\$26,796.00	\$3,081.54	\$0.00	\$64.10	\$17,953.32	\$0.00	\$740.51
Workers Comp-Membership	\$0.00	\$0.00	\$0.00	\$51.51	\$0.00	\$0.00	\$455.55
Workers Comp-Development	\$0.00	\$0.00	\$0.00	\$62.48	\$0.00	\$0.00	\$422.70
Workers Comp-Special Events	\$0.00	\$0.00	\$0.00	\$1,609.63	\$0.00	\$0.00	\$12,145.07
Total Mem/Dev/Marketing	<u>\$775,318.00</u>	<u>\$84,950.18</u>	<u>\$0.00</u>	<u>\$59,694.84</u>	<u>\$520,866.86</u>	<u>\$0.00</u>	<u>\$479,791.58</u>
Operations							
Benefits-Operations	\$15,329.00	\$958.06	\$0.00	\$1,058.31	\$10,538.69	\$0.00	\$8,479.60
Payroll Taxes-Operations	\$5,412.00	\$622.38	\$0.00	\$416.62	\$3,626.04	\$0.00	\$3,347.54
Retirement Contribution-Operations	\$2,856.00	\$328.44	\$0.00	\$225.00	\$1,913.52	\$0.00	\$1,909.44
Salaries-Operations	\$71,392.00	\$8,210.08	\$0.00	\$5,546.16	\$47,832.64	\$0.00	\$44,763.40
Workers Comp-Operations	\$5,140.00	\$591.10	\$0.00	\$519.76	\$3,443.80	\$0.00	\$3,790.16
Total Operations	<u>\$100,129.00</u>	<u>\$10,710.06</u>	<u>\$0.00</u>	<u>\$7,765.85</u>	<u>\$67,354.69</u>	<u>\$0.00</u>	<u>\$62,290.14</u>
Veterinary							
Benefits-Veterinary	\$68,596.00	\$4,287.25	\$3,375.11	\$3,375.11 ✓	\$47,159.75	\$33,211.76	\$33,211.76
Payroll Taxes-Veterinary	\$23,234.00	\$2,671.91	\$1,516.71	\$1,516.71 ✓	\$15,566.78	\$12,808.92	\$12,808.92
Retirement Contribution-Veterinary	\$9,507.00	\$1,093.31	\$448.02	\$448.02 ✓	\$6,369.69	\$4,673.73	\$4,673.73
Salaries-Veterinary	\$281,710.00	\$32,396.65	\$19,826.44	\$19,826.44 ✓	\$188,745.70	\$167,478.33	\$167,478.33
Workers Comp-Veterinary	\$20,283.00	\$2,332.55	\$1,838.00	\$1,838.00 ✓	\$13,589.61	\$14,093.03	\$14,093.03
Total Veterinary	<u>\$403,330.00</u>	<u>\$42,781.67</u>	<u>\$27,004.28</u>	<u>\$27,004.28</u> 4/	<u>\$271,431.53</u>	<u>\$232,265.77</u>	<u>\$232,265.77</u>
Visitor Services							
Benefits-Security	\$58,300.00	\$3,643.75	\$0.00	\$1,991.66	\$40,081.25	\$0.00	\$20,491.14
Benefits-Visitor Services	\$55,650.00	\$3,478.13	\$0.00	\$3,701.81	\$38,259.36	\$0.00	\$28,430.31
Payroll Taxes-Security	\$25,259.00	\$2,904.79	\$0.00	\$6,852.15	\$16,923.53	\$0.00	\$19,746.85
Payroll Taxes-Visitor Services	\$31,962.00	\$3,675.63	\$0.00	\$1,547.23	\$21,414.54	\$0.00	\$15,229.32
Retirement Contribution-Security	\$6,379.00	\$733.59	\$0.00	\$189.86	\$4,273.93	\$0.00	\$3,042.24
Retirement Contribution-Visitor Services	\$5,339.00	\$613.99	\$0.00	\$409.16	\$3,577.13	\$0.00	\$3,195.06

Fresno's Chaffee Zoo Corporation

Income Statement

August 2017

	2017 Budget	August Budget	August Measure Z	August Actual	YTD Budget	YTD Measure Z	YTD Actual
Salaries-Security	\$306,175.00	\$35,210.13	\$0.00	\$22,263.62	\$205,137.25	\$0.00	\$178,548.72
Salaries-Visitor Services	\$387,499.00	\$44,562.39	\$0.00	\$23,302.61	\$259,624.33	\$0.00	\$203,131.32
Workers Comp-Security	\$22,963.00	\$2,640.75	\$0.00	\$2,036.83	\$15,385.21	\$0.00	\$14,801.53
Workers Comp-Visitor Services	\$28,763.00	\$3,307.75	\$0.00	\$2,132.49	\$19,271.21	\$0.00	\$16,982.87
Total	\$928,289.00	\$100,770.90	\$0.00	\$64,427.42	\$623,947.74	\$0.00	\$503,599.36
Total Personnel Expenses	\$8,717,741.00	\$940,508.78	\$279,590.16	\$630,685.66	\$5,861,563.61	\$2,222,731.53	\$4,977,338.24
Other Expenses							
Advertising							
Advertising	\$0.00	\$0.00	\$0.00	\$0.00	\$0.00	\$0.00	\$0.00
Advertising-Marketing	\$350,000.00	\$29,166.67	\$0.00	\$43,052.11	\$233,333.32	\$0.00	\$136,972.45
Advertising-Membership	\$900.00	\$75.00	\$0.00	\$0.00	\$600.00	\$0.00	\$0.00
Advertising-Development	\$1,600.00	\$133.34	\$0.00	\$0.00	\$1,066.64	\$0.00	\$0.00
Advertising-Special Events	\$6,900.00	\$1,500.00	\$0.00	\$425.08	\$4,400.00	\$0.00	\$1,325.08
Advertising-Education	\$9,000.00	\$750.00	\$0.00	\$1,500.00	\$5,999.96	\$0.00	\$10,097.25
Advertising-Visitor Services	\$0.00	\$0.00	\$0.00	\$0.00	\$0.00	\$0.00	\$0.00
Advertising-Administration	\$0.00	\$0.00	\$0.00	\$0.00	\$0.00	\$0.00	\$1,103.34
Advertising-Information Technology	\$0.00	\$0.00	\$0.00	\$0.00	\$0.00	\$0.00	\$0.00
Total Advertising	\$368,400.00	\$31,625.01	\$0.00	\$44,977.19	\$245,399.92	\$0.00	\$149,498.12
Animal Services							
Animal Acquisitions	\$0.00	\$0.00	\$0.00	\$0.00	\$0.00	\$0.00	\$0.00
Animal Acquisitions-Animal	\$7,000.00	\$583.33	\$0.00	\$0.00	\$4,666.64	\$0.00	\$0.00
Animal Acquisitions-Education	\$0.00	\$0.00	\$0.00	\$0.00	\$0.00	\$0.00	\$0.00
Animal Enrichments	\$0.00	\$0.00	\$0.00	\$0.00	\$0.00	\$0.00	\$0.00
Animal Enrichments-Animal	\$5,000.00	\$416.67	\$0.00	\$712.89	\$3,333.32	\$0.00	\$1,861.86
Animal Feed	\$0.00	\$0.00	\$0.00	\$0.00	\$0.00	\$0.00	\$0.00
Animal Feed-Animal	\$400,000.00	\$33,333.33	\$36,399.53	6,399.53	\$266,666.64	\$259,666.95	\$259,666.95
Animal Feed-Education	\$20,000.00	\$1,666.67	\$0.00	\$1,569.69	\$13,333.32	\$0.00	\$9,301.86
Animal Shipping (Only)	\$0.00	\$0.00	\$0.00	\$0.00	\$0.00	\$0.00	\$0.00
Animal Shipping-Animal	\$45,000.00	\$3,750.00	\$0.00	\$2,649.62	\$30,000.00	\$0.00	\$28,065.75
Antivenin	\$0.00	\$0.00	\$0.00	\$0.00	\$0.00	\$0.00	\$0.00

Fresno's Chaffee Zoo Corporation

Income Statement

August 2017

	2017 Budget	August Budget	August Measure Z	August Actual	YTD Budget	YTD Measure Z	YTD Actual
Antivenin-Animal	\$7,725.00	\$643.75	\$0.00	\$0.00	\$5,150.00	\$0.00	\$0.00
Total Animal Services	\$484,725.00	\$40,393.75	\$36,399.53	\$41,331.73	\$323,149.92	\$259,666.95	\$298,896.42
Computer/Software							
Computer Maint Agrmt	\$0.00	\$0.00	\$0.00	\$0.00	\$0.00	\$0.00	\$2,489.18
Computer Maint Agrmt-Maintenance	\$0.00	\$0.00	\$0.00	\$0.00	\$0.00	\$0.00	\$0.00
Computer Maint Agrmt-Animals	\$0.00	\$0.00	\$0.00	\$0.00	\$0.00	\$0.00	\$0.00
Computer Maint Agrmt-Marketing	\$4,800.00	\$400.00	\$0.00	\$1,375.00	\$3,200.00	\$0.00	\$1,864.00
Computer Maint Agrmt-Membership	\$3,300.00	\$275.00	\$0.00	\$0.00	\$2,200.00	\$0.00	\$2,629.90
Computer Maint Agrmt-Special Events	\$0.00	\$0.00	\$0.00	\$0.00	\$0.00	\$0.00	\$0.00
Computer Maint Agrmt-Education	\$5,200.00	\$433.34	\$0.00	\$0.00	\$3,466.64	\$0.00	\$0.00
Computer Maint Agrmt-Volunteer	\$0.00	\$0.00	\$0.00	\$0.00	\$0.00	\$0.00	\$0.00
Computer Maint Agrmt-Security	\$0.00	\$0.00	\$0.00	\$0.00	\$0.00	\$0.00	\$295.00
Computer Maint Agrmt-Visitor Services	\$11,000.00	\$0.00	\$0.00	\$0.00	\$0.00	\$0.00	\$0.00
Computer Maint Agrmt-Administration	\$8,750.00	\$0.00	\$0.00	\$0.00	\$8,600.00	\$0.00	\$6,980.52
Computer Maint Agrmt-Human Resource	\$6,000.00	\$0.00	\$0.00	\$0.00	\$6,000.00	\$0.00	\$3,025.00
Computer Maint Agrmt-Finance	\$0.00	\$0.00	\$0.00	\$0.00	\$0.00	\$0.00	\$0.00
Computer Hardware	\$3,500.00	\$291.67	\$0.00	\$0.00	\$2,333.32	\$0.00	\$6,274.00
Computer Hardware-Maintenance	\$0.00	\$0.00	\$0.00	\$0.00	\$0.00	\$0.00	\$0.00
Computer Hardware-Horiculture	\$0.00	\$0.00	\$0.00	\$0.00	\$0.00	\$0.00	\$0.00
Computer Hardware-Animal	\$2,000.00	\$166.67	\$0.00	\$0.00	\$1,333.32	\$0.00	\$0.00
Computer Hardware-Marketing	\$3,000.00	\$250.00	\$0.00	\$0.00	\$2,000.00	\$0.00	\$127.80
Computer Hardware-Membership	\$1,000.00	\$83.33	\$0.00	\$0.00	\$666.64	\$0.00	\$0.00
Computer Hardware-Development	\$500.00	\$41.67	\$0.00	\$0.00	\$333.32	\$0.00	\$0.00
Computer Hardware-Special Events	\$0.00	\$0.00	\$0.00	\$0.00	\$0.00	\$0.00	\$0.00
Computer Hardware-Education	\$3,000.00	\$250.00	\$0.00	\$0.00	\$2,000.00	\$0.00	\$0.00
Computer Hardware-Volunteer	\$800.00	\$66.67	\$0.00	\$0.00	\$533.32	\$0.00	\$0.00
Computer Hardware-Veterinary	\$0.00	\$0.00	\$0.00	\$0.00	\$0.00	\$0.00	\$277.03
Computer Hardware-Security	\$0.00	\$0.00	\$0.00	\$0.00	\$0.00	\$0.00	\$0.00
Computer Hardware-Visitor Services	\$0.00	\$0.00	\$0.00	\$0.00	\$0.00	\$0.00	\$0.00
Computer Hardware-Administration	\$2,500.00	\$208.33	\$0.00	\$0.00	\$1,666.64	\$0.00	\$27.33
Computer Hardware-Human Resources	\$1,300.00	\$108.33	\$0.00	\$0.00	\$866.64	\$0.00	\$0.00

Fresno's Chaffee Zoo Corporation

Income Statement

August 2017

	2017 Budget	August Budget	August Measure Z	August Actual	YTD Budget	YTD Measure Z	YTD Actual
Computer Software/Supplies	\$2,000.00	\$166.67	\$0.00	\$0.00	\$1,333.32	\$0.00	\$0.00
Computer Software/Supplies-Maintenance	\$0.00	\$0.00	\$0.00	\$0.00	\$0.00	\$0.00	\$0.00
Computer Software/Supplies-Horticulture	\$0.00	\$0.00	\$0.00	\$0.00	\$0.00	\$0.00	\$0.00
Computer Software/Supplies-Animal	\$500.00	\$41.67	\$0.00	\$0.00	\$333.32	\$0.00	\$0.00
Computer Software/Supplies-Marketing	\$3,000.00	\$250.00	\$0.00	\$404.95	\$2,000.00	\$0.00	\$1,849.67
Computer Software/Supplies-Membership	\$600.00	\$50.00	\$0.00	\$0.00	\$400.00	\$0.00	\$0.00
Computer Software/Supplies-Development	\$1,500.00	\$125.00	\$0.00	\$0.00	\$1,000.00	\$0.00	\$0.00
Computer Software/Supplies-Education	\$600.00	\$50.00	\$0.00	\$0.00	\$400.00	\$0.00	(\$47.85)
Computer Software/Supplies-Volunteer	\$0.00	\$0.00	\$0.00	\$0.00	\$0.00	\$0.00	\$0.00
Computer Software/Supplies-Veterinary	\$1,200.00	\$100.00	\$0.00	\$0.00	\$800.00	\$0.00	\$0.00
Computer Software/Supplies-Security	\$1,500.00	\$125.00	\$0.00	\$0.00	\$1,000.00	\$0.00	\$0.00
Computer Software/Supplies-Visitor Servi	\$480.00	\$40.00	\$0.00	\$420.00	\$320.00	\$0.00	\$420.00
Computer Software/Supplies-Administrat	\$500.00	\$41.67	\$0.00	\$0.00	\$333.32	\$0.00	\$250.00
Computer Software/Supplies-Human Reso	\$0.00	\$0.00	\$0.00	\$0.00	\$0.00	\$0.00	\$0.00
Total Computer/Software	<u>\$68,530.00</u>	<u>\$3,565.02</u>	<u>\$0.00</u>	<u>\$2,199.95</u>	<u>\$43,119.80</u>	<u>\$0.00</u>	<u>\$26,461.58</u>
Conservation							
Conservation	\$0.00	\$0.00	\$0.00	\$0.00	\$0.00	\$0.00	\$0.00
Conservation-Animal	\$200,000.00	\$16,666.67	\$0.00	\$2,200.00	\$133,333.32	\$0.00	\$66,800.90
Conservation-Development	\$0.00	\$0.00	\$0.00	\$0.00	\$0.00	\$0.00	\$0.00
Conservation-Education	\$0.00	\$0.00	\$0.00	\$0.00	\$0.00	\$0.00	\$0.00
Total Conservation	<u>\$200,000.00</u>	<u>\$16,666.67</u>	<u>\$0.00</u>	<u>\$2,200.00</u>	<u>\$133,333.32</u>	<u>\$0.00</u>	<u>\$66,800.90</u>
Contracted Services							
Consultant Fees	\$4,000.00	\$333.33	\$0.00	\$250.00	\$2,666.64	\$0.00	\$5,487.83
Consultant Fees-Maintenance	\$0.00	\$0.00	\$0.00	\$0.00	\$0.00	\$0.00	\$0.00
Consultant Fees-Horticulture	\$10,500.00	\$875.00	\$0.00	\$0.00	\$7,000.00	\$0.00	\$0.00
Consultant Fees-Animal	\$15,000.00	\$1,250.00	\$0.00	\$125.00	\$10,000.00	\$0.00	\$11,315.08
Consultant Fees-Special Events	\$0.00	\$0.00	\$0.00	\$0.00	\$0.00	\$0.00	\$0.00
Consultant Fees-Education	\$0.00	\$0.00	\$0.00	\$0.00	\$0.00	\$0.00	\$0.00
Consultant Fees-Veterinary	\$25,000.00	\$2,083.33	\$0.00	\$686.00	\$16,666.64	\$0.00	\$12,274.17
Consultant Fees-Security	\$0.00	\$0.00	\$0.00	\$0.00	\$0.00	\$0.00	\$0.00

Fresno's Chaffee Zoo Corporation

Income Statement

August 2017

	2017 Budget	August Budget	August Measure Z	August Actual	YTD Budget	YTD Measure Z	YTD Actual
Consultant Fees-Visitor Services	\$0.00	\$0.00	\$0.00	\$0.00	\$0.00	\$0.00	\$0.00
Consultant Fees-Administration	\$0.00	\$0.00	\$0.00	\$2,142.50	\$0.00	\$0.00	\$5,002.50
Consultant Fees-Human Resources	\$0.00	\$0.00	\$0.00	\$0.00	\$0.00	\$0.00	\$0.00
Consultant Fees-Capital Projects	\$25,000.00	\$2,083.33	\$0.00	\$0.00	\$16,666.64	\$0.00	\$0.00
Contracted Services	\$4,000.00	\$333.33	\$0.00	\$0.00	\$2,666.64	\$0.00	\$2,095.22
Contracted Services-Maintenance	\$46,800.00	\$3,900.00	\$0.00	\$1,191.55	\$31,200.00	\$0.00	\$20,342.15
Contracted Services-Horticulture	\$15,000.00	\$1,250.00	\$0.00	\$0.00	\$10,000.00	\$0.00	\$8,315.21
Contracted Services-Animal	\$22,500.00	\$1,875.00	\$0.00	\$949.66	\$15,000.00	\$0.00	\$5,974.01
Contracted Services-Marketing	\$27,850.00	\$2,320.83	\$0.00	\$915.78	\$18,566.64	\$0.00	\$8,914.46
Contracted Services-Membership	\$8,000.00	\$666.67	\$0.00	\$54.20	\$5,333.32	\$0.00	\$3,754.97
Contracted Services-Development	\$0.00	\$0.00	\$0.00	\$0.00	\$0.00	\$0.00	\$400.00
Contracted Services-Special Events	\$49,000.00	\$2,033.33	\$0.00	\$4,242.00	\$10,616.64	\$0.00	\$44,042.17
Contracted Services-Education	\$0.00	\$0.00	\$0.00	\$131.73	\$0.00	\$0.00	\$721.62
Contracted Services-Volunteer	\$0.00	\$0.00	\$0.00	\$0.00	\$0.00	\$0.00	\$0.00
Contracted Services-Veterinary	\$0.00	\$0.00	\$0.00	\$0.00	\$0.00	\$0.00	\$9.17
Contracted Services-Security	\$6,100.00	\$508.33	\$0.00	\$124.13	\$4,066.64	\$0.00	\$1,430.41
Contracted Services-Visitor Services	\$325,000.00	\$28,000.00	\$0.00	\$23,013.83	\$212,000.00	\$0.00	\$200,365.77
Contracted Services-Administration	\$1,500.00	\$125.00	\$0.00	\$1,982.55	\$1,000.00	\$0.00	\$2,783.19
Contracted Services-Information Technolog	\$52,500.00	\$4,375.00	\$0.00	\$5,114.14	\$35,000.00	\$0.00	\$30,913.12
Contracted Services-Human Resources	\$0.00	\$0.00	\$0.00	\$0.00	\$0.00	\$0.00	\$250.00
Contracted Services-Capital Projects	\$0.00	\$0.00	\$0.00	\$0.00	\$0.00	\$0.00	\$0.00
Contracted Services-Operations	\$0.00	\$0.00	\$0.00	\$2.47	\$0.00	\$0.00	\$270.09
Security Services	\$3,000.00	\$250.00	\$0.00	\$0.00	\$2,000.00	\$0.00	\$2,904.00
Security Services-Maintenance	\$1,750.00	\$145.83	\$0.00	\$0.00	\$1,166.64	\$0.00	\$1,260.00
Security Services-Horticulture	\$0.00	\$0.00	\$0.00	\$0.00	\$0.00	\$0.00	\$0.00
Security Services-Animal	\$1,700.00	\$141.67	\$0.00	\$0.00	\$1,133.32	\$0.00	\$822.00
Security Services-Marketing	\$100.00	\$0.00	\$0.00	\$0.00	\$0.00	\$0.00	\$655.20
Security Services-Development	\$0.00	\$0.00	\$0.00	\$0.00	\$0.00	\$0.00	\$0.00
Security Services-Special Events	\$22,900.00	\$2,812.50	\$0.00	\$433.13	\$7,749.96	\$0.00	\$7,058.77
Security Services-Education	\$2,700.00	\$225.00	\$0.00	\$0.00	\$1,800.00	\$0.00	\$2,620.80
Security Services-Veterinary	\$1,550.00	\$129.17	\$0.00	\$0.00	\$1,033.32	\$0.00	\$1,512.00
Security Services-Security	\$0.00	\$0.00	\$0.00	\$0.00	\$0.00	\$0.00	\$4,848.31

Fresno's Chaffee Zoo Corporation

Income Statement

August 2017

	2017 Budget	August Budget	August Measure Z	August Actual	YTD Budget	YTD Measure Z	YTD Actual
Security Services-Visitor Services	\$9,000.00	\$750.00	\$0.00	\$0.00	\$6,000.00	\$0.00	\$7,455.82
Security Services-Administration	\$1,350.00	\$112.50	\$0.00	\$0.00	\$900.00	\$0.00	\$1,320.00
Total Contracted Services	<u>\$681,800.00</u>	<u>\$56,579.15</u>	<u>\$0.00</u>	<u>\$41,358.67</u>	<u>\$420,233.04</u>	<u>\$0.00</u>	<u>\$395,118.04</u>
Depreciation Expense							
Depreciation - Misc	\$0.00	\$0.00	\$0.00	\$0.00	\$0.00	\$0.00	\$0.00
Depreciation Land	\$0.00	\$0.00	\$0.00	\$0.00	\$0.00	\$0.00	\$0.00
Depreciation Grounds	\$0.00	\$0.00	\$0.00	\$3,911.34	\$0.00	\$0.00	\$19,661.34
Depreciation Exhibits	\$0.00	\$0.00	\$0.00	\$10,050.66	\$0.00	\$0.00	\$73,050.66
Depreciation Buildings and Structures	\$0.00	\$0.00	\$0.00	\$3,039.36	\$0.00	\$0.00	\$24,039.36
Depreciation Buildings and Structures-Anim	\$0.00	\$0.00	\$0.00	\$0.00	\$0.00	\$0.00	\$0.00
Depreciation Buildings and Structures-Educ	\$0.00	\$0.00	\$0.00	\$318.41	\$0.00	\$0.00	\$2,544.41
Depreciation Buildings and Structures-Visi	\$8,703.00	\$725.25	\$0.00	\$725.21	\$5,802.00	\$0.00	\$5,800.21
Depreciation Furniture	\$0.00	\$0.00	\$0.00	\$243.16	\$0.00	\$0.00	\$4,324.16
Depreciation Vehicles	\$0.00	\$0.00	\$0.00	\$2,673.40	\$0.00	\$0.00	\$18,423.40
Depreciation Vehicles-Administration	\$0.00	\$0.00	\$0.00	\$0.00	\$0.00	\$0.00	\$0.00
Depreciation Zoo Equipment	\$0.00	\$0.00	\$0.00	\$15,313.09	\$0.00	\$0.00	\$124,961.79
Depreciation Zoo Equipment-Animal	\$0.00	\$0.00	\$0.00	\$0.00	\$0.00	\$0.00	\$0.00
Depreciation Zoo Equipment-Special Events	\$0.00	\$0.00	\$0.00	\$0.00	\$0.00	\$0.00	\$0.00
Depreciation Zoo Equipment-Education	\$4,200.00	\$350.00	\$0.00	\$0.00	\$2,800.00	\$0.00	\$0.00
Depreciation Zoo Equipment-Veterinary	\$0.00	\$0.00	\$0.00	\$0.00	\$0.00	\$0.00	\$0.00
Depreciation Zoo Equipment-Administratio	\$428,153.00	\$39,000.00	\$0.00	\$0.00	\$272,153.00	\$0.00	\$0.00
Depreciation Sea Lion Cove	\$0.00	\$0.00	\$0.00	\$0.00	\$0.00	\$0.00	\$0.00
Depreciation - Utilities	\$0.00	\$0.00	\$0.00	\$0.00	\$0.00	\$0.00	\$0.00
Depreciation - African Adventure	\$0.00	\$0.00	\$0.00	\$0.00	\$0.00	\$0.00	\$0.00
Total Depreciation Expense	<u>\$441,056.00</u>	<u>\$40,075.25</u>	<u>\$0.00</u>	<u>\$36,274.63</u>	<u>\$280,755.00</u>	<u>\$0.00</u>	<u>\$272,805.33</u>
Dues							
Dues	\$35,000.00	\$1,000.00	\$0.00	\$0.00	\$32,500.00	\$0.00	\$34,549.17
Dues-Maintenance	\$0.00	\$0.00	\$0.00	\$0.00	\$0.00	\$0.00	\$0.00
Dues-Horticulture	\$350.00	\$29.17	\$0.00	\$0.00	\$233.32	\$0.00	\$0.00
Dues-Animal	\$600.00	\$50.00	\$0.00	\$0.00	\$400.00	\$0.00	\$40.00

Fresno's Chaffee Zoo Corporation

Income Statement

August 2017

	2017 Budget	August Budget	August Measure Z	August Actual	YTD Budget	YTD Measure Z	YTD Actual
Dues-Marketing	\$1,000.00	\$83.33	\$0.00	\$325.00	\$666.64	\$0.00	\$853.00
Dues-Membership	\$0.00	\$0.00	\$0.00	\$0.00	\$0.00	\$0.00	\$0.00
Dues-Development	\$0.00	\$0.00	\$0.00	\$0.00	\$0.00	\$0.00	\$437.50
Dues-Special Events	\$0.00	\$0.00	\$0.00	\$0.00	\$0.00	\$0.00	\$0.00
Dues-Education	\$200.00	\$16.67	\$0.00	\$0.00	\$133.32	\$0.00	\$0.00
Dues-Volunteer	\$50.00	\$4.17	\$0.00	\$0.00	\$33.32	\$0.00	\$0.00
Dues-Veterinary	\$2,800.00	\$233.33	\$0.00	\$0.00	\$1,866.64	\$0.00	\$197.50
Dues-Security	\$0.00	\$0.00	\$0.00	\$0.00	\$0.00	\$0.00	\$0.00
Dues-Visitor Services	\$0.00	\$0.00	\$0.00	\$0.00	\$0.00	\$0.00	\$4,747.25
Dues-Administration	\$2,500.00	\$208.33	\$0.00	\$593.00	\$1,666.64	\$0.00	\$640.50
Dues-Human Resources	\$400.00	\$33.33	\$0.00	\$0.00	\$266.64	\$0.00	\$75.00
Dues-Operations	\$0.00	\$0.00	\$0.00	\$0.00	\$0.00	\$0.00	\$0.00
Total Dues	\$42,900.00	\$1,658.33	\$0.00	\$918.00	\$37,766.52	\$0.00	\$41,539.92
Equipment							
Equipment Lease/Rental	\$0.00	\$0.00	\$0.00	\$0.00	\$0.00	\$0.00	\$364.00
Equipment Lease/Rental-Maintenance	\$22,500.00	\$1,875.00	\$0.00	\$18,766.86	\$15,000.00	\$0.00	\$76,530.15
Equipment Lease/Rental-Horticulture	\$9,500.00	\$791.67	\$0.00	\$788.79	\$6,333.32	\$0.00	\$788.79
Equipment Lease/Rental-Animal	\$0.00	\$0.00	\$0.00	\$27.00	\$0.00	\$0.00	\$570.48
Equipment Lease/Rental-Marketing	\$4,000.00	\$166.67	\$0.00	\$0.00	\$1,333.32	\$0.00	\$509.04
Equipment Lease/Rental-Membership	\$2,300.00	\$191.67	\$0.00	\$184.79	\$1,533.32	\$0.00	\$1,649.20
Equipment Lease/Rental-Development	\$14,250.00	\$1,187.50	\$0.00	\$0.00	\$9,500.00	\$0.00	\$276.50
Equipment Lease/Rental-Special Events	\$50,700.00	\$3,900.00	\$0.00	\$2,518.00	\$21,200.00	\$0.00	\$18,586.87
Equipment Lease/Rental-Education	\$4,000.00	\$333.33	\$0.00	\$492.04	\$2,666.64	\$0.00	\$2,519.94
Equipment Lease/Rental-Veterinary	\$0.00	\$0.00	\$0.00	\$420.19	\$0.00	\$0.00	\$2,650.12
Equipment Lease/Rental-Security	\$2,500.00	\$208.33	\$0.00	\$0.00	\$1,666.64	\$0.00	\$866.81
Equipment Lease/Rental-Visitor Services	\$2,500.00	\$208.33	\$0.00	\$214.45	\$1,666.64	\$0.00	\$1,430.38
Equipment Lease/Rental-Administration	\$5,000.00	\$416.67	\$0.00	\$386.96	\$3,333.32	\$0.00	\$2,673.27
Equipment Lease/Rental-Capital Projects	\$0.00	\$0.00	\$0.00	\$0.00	\$0.00	\$0.00	\$0.00
Equipment Lease/Rental-Operations	\$600.00	\$50.00	\$0.00	\$0.00	\$400.00	\$0.00	\$179.49
Equipment Maintenance	\$0.00	\$0.00	\$0.00	\$0.00	\$0.00	\$0.00	\$505.06
Equipment Maintenance-Maintenance	\$0.00	\$0.00	\$0.00	\$4,037.98	\$0.00	\$0.00	\$16,867.73

Fresno's Chaffee Zoo Corporation

Income Statement

August 2017

	2017 Budget	August Budget	August Measure Z	August Actual	YTD Budget	YTD Measure Z	YTD Actual
Equipment Maintenance-Horticulture	\$3,000.00	\$250.00	\$0.00	\$0.00	\$2,000.00	\$0.00	\$0.00
Equipment Maintenance-Animal	\$0.00	\$0.00	\$0.00	\$303.65	\$0.00	\$0.00	\$1,932.57
Equipment Maintenance-Marketing	\$500.00	\$41.67	\$0.00	\$0.00	\$333.32	\$0.00	\$355.92
Equipment Maintenance-Membership	\$1,600.00	\$133.33	\$0.00	\$166.49	\$1,066.64	\$0.00	\$1,332.58
Equipment Maintenance-Development	\$4,500.00	\$375.00	\$0.00	\$0.00	\$3,000.00	\$0.00	\$635.66
Equipment Maintenance-Special Events	\$5,080.00	\$106.67	\$0.00	\$50.00	\$853.32	\$0.00	\$1,612.39
Equipment Maintenance-Education	\$1,000.00	\$83.33	\$0.00	\$0.00	\$666.64	\$0.00	\$0.00
Equipment Maintenance-Veterinary	\$0.00	\$0.00	\$0.00	\$500.00	\$0.00	\$0.00	\$2,946.16
Equipment Maintenance-Security	\$2,000.00	\$166.67	\$0.00	\$0.00	\$1,333.32	\$0.00	\$0.00
Equipment Maintenance-Visitor Services	\$3,000.00	\$250.00	\$0.00	\$182.32	\$2,000.00	\$0.00	\$1,535.51
Equipment Maintenance-Administration	\$0.00	\$0.00	\$0.00	\$0.00	\$0.00	\$0.00	\$0.00
Equipment Maintenance-Operations	\$0.00	\$0.00	\$0.00	\$26.30	\$0.00	\$0.00	\$100.49
Equipment Purchases	\$0.00	\$0.00	\$0.00	\$0.00	\$0.00	\$0.00	\$0.00
Equipment Purchases-Maintenance	\$0.00	\$0.00	\$0.00	\$255.98	\$0.00	\$0.00	\$1,905.79
Equipment Purchases-Horticulture	\$5,000.00	\$416.67	\$0.00	\$0.00	\$3,333.32	\$0.00	\$0.00
Equipment Purchases-Animal	\$25,000.00	\$2,083.33	\$0.00	\$0.00	\$16,666.64	\$0.00	\$1,512.13
Equipment Purchases-Marketing	\$1,000.00	\$83.33	\$0.00	\$0.00	\$666.64	\$0.00	\$2,591.37
Equipment Purchases-Membership	\$400.00	\$33.33	\$0.00	\$0.00	\$266.64	\$0.00	\$97.17
Equipment Purchases-Development	\$10,000.00	\$833.33	\$0.00	\$0.00	\$6,666.64	\$0.00	\$0.00
Equipment Purchases-Special Events	\$42,500.00	\$1,375.00	\$0.00	\$0.00	\$11,000.00	\$0.00	\$1,765.36
Equipment Purchases-Education	\$7,200.00	\$600.00	\$0.00	\$0.00	\$4,800.00	\$0.00	\$2,385.01
Equipment Purchases-Veterinary	\$7,300.00	\$608.33	\$0.00	\$140.36	\$4,866.64	\$0.00	\$2,565.86
Equipment Purchases-Security	\$3,000.00	\$250.00	\$0.00	\$364.50	\$2,000.00	\$0.00	\$364.50
Equipment Purchases-Visitor Services	\$1,500.00	\$125.00	\$0.00	\$0.00	\$1,000.00	\$0.00	\$1,289.22
Equipment Purchases-Administration	\$0.00	\$0.00	\$0.00	\$0.00	\$0.00	\$0.00	\$353.29
Equipment Purchases-Operations	\$0.00	\$0.00	\$0.00	\$0.00	\$0.00	\$0.00	\$0.00
Trailer Rental-General	\$23,000.00	\$1,916.67	\$0.00	\$1,872.28	\$15,333.32	\$0.00	\$14,981.64
Total Equipment	<u>\$264,430.00</u>	<u>\$19,060.83</u>	<u>\$0.00</u>	<u>\$31,698.94</u>	<u>\$142,486.28</u>	<u>\$0.00</u>	<u>\$167,230.45</u>
Fleet							
Fuel Surcharge	\$0.00	\$0.00	\$0.00	\$0.00	\$0.00	\$0.00	\$0.00
Fuel Surcharge-Marketing	\$0.00	\$0.00	\$0.00	\$0.00	\$0.00	\$0.00	\$0.00

Fresno's Chaffee Zoo Corporation

Income Statement

August 2017

	2017 Budget	August Budget	August Measure Z	August Actual	YTD Budget	YTD Measure Z	YTD Actual
Gasoline/Motor Oil/Fuel	\$0.00	\$0.00	\$0.00	\$0.00	\$0.00	\$0.00	\$0.00
Gasoline/Motor Oil/Fuel-Maintenance	\$4,500.00	\$375.00	\$0.00	\$795.82	\$3,000.00	\$0.00	\$5,942.57
Gasoline/Motor Oil/Fuel-Horticulture	\$2,200.00	\$183.33	\$0.00	\$0.00	\$1,466.64	\$0.00	\$132.59
Gasoline/Motor Oil/Fuel-Animal	\$1,000.00	\$83.33	\$0.00	\$0.00	\$666.64	\$0.00	\$282.52
Gasoline/Motor Oil/Fuel-Education	\$6,000.00	\$500.00	\$0.00	\$63.48	\$4,000.00	\$0.00	\$1,222.60
Gasoline/Motor Oil/Fuel-Veterinary	\$240.00	\$20.00	\$0.00	\$40.00	\$160.00	\$0.00	\$282.35
Gasoline/Motor Oil/Fuel-Visitor Services	\$20.00	\$1.67	\$0.00	\$0.00	\$13.32	\$0.00	\$0.00
Vehicle Rental	\$0.00	\$0.00	\$0.00	\$0.00	\$0.00	\$0.00	\$0.00
Vehicle Rental-Maintenance	\$0.00	\$0.00	\$0.00	\$0.00	\$0.00	\$0.00	\$0.00
Vehicle Rental-Development	\$12,000.00	\$1,000.00	\$0.00	\$0.00	\$8,000.00	\$0.00	\$0.00
Vehicle Repair and Maintenance	\$0.00	\$0.00	\$0.00	\$0.00	\$0.00	\$0.00	\$0.00
Vehicle Repair and Maintenance-Maintenan	\$16,500.00	\$1,375.00	\$0.00	\$9.00	\$11,000.00	\$0.00	\$1,916.46
Vehicle Repair and Maintenance-Horticultu	\$1,500.00	\$125.00	\$0.00	\$0.00	\$1,000.00	\$0.00	\$0.00
Vehicle Repair and Maintenance-Animal	\$1,000.00	\$83.33	\$0.00	\$0.00	\$666.64	\$0.00	\$797.06
Vehicle Repair and Maintenance-Marketing	\$0.00	\$0.00	\$0.00	\$0.00	\$0.00	\$0.00	\$0.00
Vehicle Repair and Maintenance-Developme	\$0.00	\$0.00	\$0.00	\$0.00	\$0.00	\$0.00	\$0.00
Vehicle Repair and Maintenance-Special Ev	\$0.00	\$0.00	\$0.00	\$0.00	\$0.00	\$0.00	\$0.00
Vehicle Repair and Maintenance-Education	\$3,000.00	\$250.00	\$0.00	\$0.00	\$2,000.00	\$0.00	\$386.61
Vehicle Repair and Maintenance-Veterinary	\$0.00	\$0.00	\$0.00	\$0.00	\$0.00	\$0.00	\$0.00
Vehicle Repair and Maintenance-Security	\$0.00	\$0.00	\$0.00	\$0.00	\$0.00	\$0.00	\$0.00
Vehicle Repair and Maintenance-Administra	\$0.00	\$0.00	\$0.00	\$0.00	\$0.00	\$0.00	\$0.00
Vehicle License & Registration	\$0.00	\$0.00	\$0.00	\$0.00	\$0.00	\$0.00	\$0.00
Vehicle License & Registration-Maintenanc	\$2,600.00	\$216.67	\$0.00	\$141.00	\$1,733.32	\$0.00	\$994.20
Vehicle	\$0.00	\$0.00	\$0.00	\$0.00	\$0.00	\$0.00	\$0.00
Total Fleet	\$50,560.00	\$4,213.33	\$0.00	\$1,049.30	\$33,706.56	\$0.00	\$11,956.96
Food/Catering							
Food/Catering	\$1,500.00	\$125.00	\$0.00	\$0.00	\$1,000.00	\$0.00	\$619.08
Food/Catering-Maintenance	\$0.00	\$0.00	\$0.00	\$0.00	\$0.00	\$0.00	\$0.00
Food/Catering-Horticulture	\$0.00	\$0.00	\$0.00	\$0.00	\$0.00	\$0.00	\$0.00
Food/Catering-Animal	\$400.00	\$33.33	\$0.00	\$5.11	\$266.64	\$0.00	\$45.28
Food/Catering-Marketing	\$8,000.00	\$41.67	\$0.00	\$932.08	\$333.32	\$0.00	\$6,282.19

Fresno's Chaffee Zoo Corporation

Income Statement

August 2017

	2017 Budget	August Budget	August Measure Z	August Actual	YTD Budget	YTD Measure Z	YTD Actual
Food/Catering-Membership	\$400.00	\$33.33	\$0.00	\$0.00	\$266.64	\$0.00	\$0.00
Food/Catering-Development	\$5,000.00	\$416.67	\$0.00	\$0.00	\$3,333.32	\$0.00	\$3,306.82
Food/Catering-Special Events	\$250,500.00	\$18,845.83	\$0.00	\$6,486.36	\$156,516.64	\$0.00	\$151,433.86
Food/Catering-Education	\$8,300.00	\$941.66	\$0.00	\$1,484.37	\$5,883.28	\$0.00	\$3,180.76
Food/Catering-Volunteer	\$2,000.00	\$166.67	\$0.00	\$0.00	\$1,333.32	\$0.00	\$389.81
Food/Catering-Veterinary	\$0.00	\$0.00	\$0.00	\$0.00	\$0.00	\$0.00	\$42.75
Food/Catering	\$0.00	\$0.00	\$0.00	\$157.64	\$0.00	\$0.00	\$157.64
Food/Catering-Administration	\$1,250.00	\$104.17	\$0.00	\$73.04	\$833.32	\$0.00	\$1,047.90
Food/Catering-Human Resources	\$24,800.00	\$2,500.00	\$0.00	\$9.98	\$7,000.00	\$0.00	\$5,046.67
Food/Catering-Capital Projects	\$0.00	\$0.00	\$0.00	\$0.00	\$0.00	\$0.00	\$0.00
Total Food/Catering	<u>\$302,150.00</u>	<u>\$23,208.33</u>	<u>\$0.00</u>	<u>\$9,148.58</u>	<u>\$176,766.48</u>	<u>\$0.00</u>	<u>\$171,552.76</u>
Insurance							
Insurance-Other	\$0.00	\$0.00	\$0.00	\$0.00	\$0.00	\$0.00	\$0.00
Liability Insurance	\$175,000.00	\$13,500.00	\$0.00	\$16,447.49	\$139,500.00	\$0.00	\$146,834.36
Liability Insurance-Administration	\$0.00	\$0.00	\$0.00	\$0.00	\$0.00	\$0.00	\$0.00
Property Insurance	\$0.00	\$0.00	\$0.00	\$0.00	\$0.00	\$0.00	\$0.00
Total Insurance	<u>\$175,000.00</u>	<u>\$13,500.00</u>	<u>\$0.00</u>	<u>\$16,447.49</u>	<u>\$139,500.00</u>	<u>\$0.00</u>	<u>\$146,834.36</u>
Miscellaneous Business							
Courier Services	\$0.00	\$0.00	\$0.00	\$0.00	\$0.00	\$0.00	\$0.00
Courier Services-Veterinary	\$800.00	\$66.67	\$0.00	\$0.00	\$533.32	\$0.00	\$0.00
Courier Services-Visitor Services	\$6,350.00	\$529.17	\$0.00	\$745.25	\$4,233.32	\$0.00	\$4,504.23
Courier Services-Administration	\$250.00	\$20.83	\$0.00	\$0.00	\$166.64	\$0.00	\$0.00
Mileage-Toll-Parking	\$0.00	\$0.00	\$0.00	\$0.00	\$0.00	\$0.00	\$0.00
Mileage-Toll-Parking-Maintenance	\$0.00	\$0.00	\$0.00	\$0.00	\$0.00	\$0.00	\$0.00
Mileage-Toll-Parking-Horticulture	\$0.00	\$0.00	\$0.00	\$0.00	\$0.00	\$0.00	\$0.00
Mileage-Toll-Parking-Animal	\$0.00	\$0.00	\$0.00	\$0.00	\$0.00	\$0.00	\$0.00
Mileage-Toll-Parking-Marketing	\$1,550.00	\$125.00	\$0.00	\$76.83	\$1,000.00	\$0.00	\$566.73
Mileage-Toll-Parking-Membership	\$250.00	\$20.83	\$0.00	\$12.31	\$166.64	\$0.00	\$36.81
Mileage-Toll-Parking-Development	\$750.00	\$62.50	\$0.00	\$23.55	\$500.00	\$0.00	\$379.19
Mileage-Toll-Parking-Special Events	\$10,695.00	\$841.66	\$0.00	\$1,500.00	\$7,028.28	\$0.00	\$8,938.09

Fresno's Chaffee Zoo Corporation

Income Statement

August 2017

	2017 Budget	August Budget	August Measure Z	August Actual	YTD Budget	YTD Measure Z	YTD Actual
Mileage-Toll-Parking-Education	\$50.00	\$4.17	\$0.00	\$0.00	\$33.32	\$0.00	\$0.00
Mileage-Toll-Parking-Veterinary	\$0.00	\$0.00	\$0.00	\$0.00	\$0.00	\$0.00	\$0.00
Mileage-Toll-Parking-Security	\$0.00	\$0.00	\$0.00	\$0.00	\$0.00	\$0.00	\$0.00
Mileage-Toll-Parking-Administration	\$0.00	\$0.00	\$0.00	\$0.00	\$0.00	\$0.00	\$4.09
Mileage-Toll-Parking-Human Resources	\$0.00	\$0.00	\$0.00	\$53.50	\$0.00	\$0.00	\$58.50
Mileage-Toll-Parking-Operations	\$0.00	\$0.00	\$0.00	\$0.00	\$0.00	\$0.00	\$0.00
Sales Tax Expense	\$0.00	\$0.00	\$0.00	\$0.00	\$0.00	\$0.00	\$0.00
Sales Tax Expense-Maintenance	\$0.00	\$0.00	\$0.00	\$0.00	\$0.00	\$0.00	\$0.00
Sales Tax Expense-Horticulture	\$0.00	\$0.00	\$0.00	\$0.00	\$0.00	\$0.00	\$0.00
Sales Tax Expense-Animal	\$0.00	\$0.00	\$0.00	\$0.00	\$0.00	\$0.00	\$0.00
Sales Tax Expense-Marketing	\$0.00	\$0.00	\$0.00	\$0.00	\$0.00	\$0.00	\$0.00
Sales Tax Expense-Membership	\$0.00	\$0.00	\$0.00	\$0.00	\$0.00	\$0.00	\$0.00
Sales Tax Expense-Development	\$0.00	\$0.00	\$0.00	\$0.00	\$0.00	\$0.00	\$0.00
Sales Tax Expense-Special Events	\$0.00	\$0.00	\$0.00	\$0.00	\$0.00	\$0.00	\$0.00
Sales Tax Expense-Education	\$0.00	\$0.00	\$0.00	\$0.00	\$0.00	\$0.00	\$0.00
Sales Tax Expense-Volunteer	\$0.00	\$0.00	\$0.00	\$0.00	\$0.00	\$0.00	\$0.00
Sales Tax Expense-Veterinary	\$0.00	\$0.00	\$0.00	\$0.00	\$0.00	\$0.00	\$0.00
Sales Tax Expense-Security	\$0.00	\$0.00	\$0.00	\$0.00	\$0.00	\$0.00	\$0.00
Sales Tax Expense-Visitor Services	\$0.00	\$0.00	\$0.00	\$0.00	\$0.00	\$0.00	\$0.00
Sales Tax Expense-Administration	\$0.00	\$0.00	\$0.00	\$0.00	\$0.00	\$0.00	\$0.00
Trip Expense	\$0.00	\$0.00	\$0.00	\$0.00	\$0.00	\$0.00	\$320.36
Trip Expense-Animal	\$3,000.00	\$250.00	\$0.00	\$0.00	\$2,000.00	\$0.00	\$0.00
Trip Expense-Education	\$2,500.00	\$208.33	\$0.00	\$10.05	\$1,666.64	\$0.00	\$1,830.20
Trip Expense-Veterinary	\$0.00	\$0.00	\$0.00	\$0.00	\$0.00	\$0.00	\$0.00
Reference Materials	\$0.00	\$0.00	\$0.00	\$0.00	\$0.00	\$0.00	\$0.00
Reference Materials-Maintenance	\$0.00	\$0.00	\$0.00	\$0.00	\$0.00	\$0.00	\$0.00
Reference Materials-Horticulture	\$200.00	\$16.67	\$0.00	\$0.00	\$133.32	\$0.00	\$0.00
Reference Materials-Animal	\$0.00	\$0.00	\$0.00	\$0.00	\$0.00	\$0.00	\$0.00
Reference Materials-Education	\$1,000.00	\$83.33	\$0.00	\$0.00	\$666.64	\$0.00	\$0.00
Reference Materials-Volunteer	\$0.00	\$0.00	\$0.00	\$0.00	\$0.00	\$0.00	\$0.00
Reference Materials-Veterinary	\$400.00	\$33.33	\$0.00	\$0.00	\$266.64	\$0.00	\$0.00
Reference Materials-Security	\$0.00	\$0.00	\$0.00	\$0.00	\$0.00	\$0.00	\$0.00

Fresno's Chaffee Zoo Corporation

Income Statement

August 2017

	2017 Budget	August Budget	August Measure Z	August Actual	YTD Budget	YTD Measure Z	YTD Actual
Reference Materials-Administration	\$250.00	\$20.83	\$0.00	\$0.00	\$166.64	\$0.00	\$0.00
Reference Materials-Human Resources	\$500.00	\$41.67	\$0.00	\$0.00	\$333.32	\$0.00	\$0.00
Subscriptions/Publications	\$0.00	\$0.00	\$0.00	\$0.00	\$0.00	\$0.00	\$0.00
Subscriptions/Publications-Maintenance	\$150.00	\$12.50	\$0.00	\$0.00	\$100.00	\$0.00	\$0.00
Subscriptions/Publications-Horticulture	\$100.00	\$8.33	\$0.00	\$0.00	\$66.64	\$0.00	\$0.00
Subscriptions/Publications-Animal	\$500.00	\$41.67	\$0.00	\$0.00	\$333.32	\$0.00	\$0.00
Subscriptions/Publications-Marketing	\$200.00	\$16.67	\$0.00	\$0.00	\$133.32	\$0.00	\$0.00
Subscriptions/Publications-Development	\$800.00	\$66.67	\$0.00	\$0.00	\$533.32	\$0.00	\$0.00
Subscriptions/Publications-Special Events	\$0.00	\$0.00	\$0.00	\$0.00	\$0.00	\$0.00	\$0.00
Subscriptions/Publications-Administration	\$0.00	\$0.00	\$0.00	\$0.00	\$0.00	\$0.00	\$0.00
Subscriptions/Publications-Human Resource	\$0.00	\$0.00	\$0.00	\$0.00	\$0.00	\$0.00	\$0.00
Volunteer Recognition	\$0.00	\$0.00	\$0.00	\$0.00	\$0.00	\$0.00	\$0.00
Volunteer Recognition-Special Events	\$500.00	\$41.67	\$0.00	\$0.00	\$333.32	\$0.00	\$0.00
Volunteer Recognition-Volunteer	\$0.00	\$0.00	\$0.00	\$100.00	\$0.00	\$0.00	\$907.39
Director Discretionary	\$0.00	\$0.00	\$0.00	\$0.00	\$0.00	\$0.00	\$0.00
Director Discretionary-Animal	\$0.00	\$0.00	\$0.00	\$0.00	\$0.00	\$0.00	\$100.00
Director Discretionary-Marketing	\$0.00	\$0.00	\$0.00	\$0.00	\$0.00	\$0.00	\$0.00
Director Discretionary-Administration	\$20,000.00	\$1,666.67	\$0.00	\$36.15	\$13,333.32	\$0.00	\$313.16
Employee Relations	\$0.00	\$0.00	\$0.00	\$0.00	\$0.00	\$0.00	\$0.00
Employee Relations-Animal	\$0.00	\$0.00	\$0.00	\$0.00	\$0.00	\$0.00	\$0.00
Employee Relations-Development	\$0.00	\$0.00	\$0.00	\$0.00	\$0.00	\$0.00	\$0.00
Employee Relations-Special Events	\$0.00	\$0.00	\$0.00	\$0.00	\$0.00	\$0.00	\$0.00
Employee Relations-Education	\$500.00	\$41.67	\$0.00	\$0.00	\$333.32	\$0.00	\$0.00
Employee Relations-Security	\$0.00	\$0.00	\$0.00	\$0.00	\$0.00	\$0.00	\$0.00
Employee Relations-Administration	\$500.00	\$41.67	\$0.00	\$0.00	\$333.32	\$0.00	\$0.00
Research	\$0.00	\$0.00	\$0.00	\$0.00	\$0.00	\$0.00	\$0.00
Research-Animal	\$0.00	\$0.00	\$0.00	\$0.00	\$0.00	\$0.00	\$0.00
Recognition Expense	\$0.00	\$0.00	\$0.00	\$0.00	\$0.00	\$0.00	\$0.00
Recognition Expense-Marketing	\$500.00	\$0.00	\$0.00	\$0.00	\$0.00	\$0.00	\$80.00
Recognition Expense-Development	\$2,500.00	\$208.33	\$0.00	\$329.32	\$1,666.64	\$0.00	\$2,171.44
Recognition Expense-Special Events	\$1,600.00	\$195.83	\$0.00	\$0.00	\$416.64	\$0.00	\$0.00
Recognition Expense-Education	\$500.00	\$41.67	\$0.00	\$0.00	\$333.32	\$0.00	\$30.98

Fresno's Chaffee Zoo Corporation

Income Statement

August 2017

	2017 Budget	August Budget	August Measure Z	August Actual	YTD Budget	YTD Measure Z	YTD Actual
Recognition Expense-Volunteer	\$2,000.00	\$166.67	\$0.00	\$0.00	\$1,333.32	\$0.00	\$0.00
Recognition Expense-Administration	\$0.00	\$0.00	\$0.00	\$0.00	\$0.00	\$0.00	\$0.00
Recognition Expense-Human Resources	\$950.00	\$79.17	\$0.00	\$0.00	\$633.32	\$0.00	\$269.20
Recognition Expense-Capital Projects	\$0.00	\$0.00	\$0.00	\$0.00	\$0.00	\$0.00	\$0.00
Staff Recruitment Expense	\$0.00	\$0.00	\$0.00	\$0.00	\$0.00	\$0.00	\$0.00
Staff Recruitment Expense-Horticulture	\$0.00	\$0.00	\$0.00	\$0.00	\$0.00	\$0.00	\$0.00
Staff Recruitment Expense-Veterinary	\$0.00	\$0.00	\$0.00	\$0.00	\$0.00	\$0.00	\$0.00
Staff Recruitment Expense-Administration	\$0.00	\$0.00	\$0.00	\$0.00	\$0.00	\$0.00	\$0.00
Recruiting	\$0.00	\$0.00	\$0.00	\$0.00	\$0.00	\$0.00	\$0.00
Recruiting-Maintenance	\$250.00	\$20.83	\$0.00	\$0.00	\$166.64	\$0.00	\$0.00
Recruiting-Horticulture	\$150.00	\$12.50	\$0.00	\$0.00	\$100.00	\$0.00	\$0.00
Recruiting-Animal	\$2,500.00	\$208.33	\$0.00	\$0.00	\$1,666.64	\$0.00	\$150.00
Recruiting-Marketing	\$0.00	\$0.00	\$0.00	\$0.00	\$0.00	\$0.00	\$0.00
Recruiting-Special Event	\$0.00	\$0.00	\$0.00	\$0.00	\$0.00	\$0.00	\$0.00
Recruiting-Education	\$500.00	\$41.67	\$0.00	\$490.26	\$333.32	\$0.00	\$490.26
Recruiting-Veterinary	\$300.00	\$25.00	\$0.00	\$0.00	\$200.00	\$0.00	\$0.00
Recruiting-Security	\$0.00	\$0.00	\$0.00	\$0.00	\$0.00	\$0.00	\$0.00
Recruiting-Administration	\$0.00	\$0.00	\$0.00	\$10,000.00	\$0.00	\$0.00	\$15,841.76
Recruiting-Human Resources	\$10,000.00	\$833.33	\$0.00	\$355.00	\$6,666.64	\$0.00	\$3,294.00
Recognition Expense-Res	\$0.00	\$0.00	\$0.00	\$0.00	\$0.00	\$0.00	\$0.00
Total Miscellaneous Business	\$73,545.00	\$6,095.84	\$0.00	\$13,732.22	\$47,911.08	\$0.00	\$40,286.39
Office Supplies							
Office Furniture	\$0.00	\$0.00	\$0.00	\$0.00	\$0.00	\$0.00	\$0.00
Office Furniture-Maintenance	\$0.00	\$0.00	\$0.00	\$0.00	\$0.00	\$0.00	\$0.00
Office Furniture-Horticulture	\$0.00	\$0.00	\$0.00	\$0.00	\$0.00	\$0.00	\$0.00
Office Furniture-Animals	\$0.00	\$0.00	\$0.00	\$0.00	\$0.00	\$0.00	\$0.00
Office Furniture-Marketing	\$1,000.00	\$83.33	\$0.00	\$0.00	\$666.64	\$0.00	\$319.67
Office Furniture-Membership	\$1,000.00	\$83.33	\$0.00	\$0.00	\$666.64	\$0.00	\$0.00
Office Furniture-Special Events	\$500.00	\$41.67	\$0.00	\$0.00	\$333.32	\$0.00	\$0.00
Office Furniture-Education	\$1,000.00	\$83.33	\$0.00	\$0.00	\$666.64	\$0.00	\$0.00
Office Furniture-Veterinary	\$1,800.00	\$150.00	\$0.00	\$382.96	\$1,200.00	\$0.00	\$949.41

Fresno's Chaffee Zoo Corporation

Income Statement

August 2017

	2017 Budget	August Budget	August Measure Z	August Actual	YTD Budget	YTD Measure Z	YTD Actual
Office Furniture-Security	\$0.00	\$0.00	\$0.00	\$0.00	\$0.00	\$0.00	\$0.00
Office Furniture-Administration	\$1,000.00	\$83.33	\$0.00	\$0.00	\$666.64	\$0.00	\$0.00
Office Furniture-Human Resources	\$0.00	\$0.00	\$0.00	\$0.00	\$0.00	\$0.00	\$0.00
Office Furniture-Capital Projects	\$0.00	\$0.00	\$0.00	\$0.00	\$0.00	\$0.00	\$0.00
Office Furniture-Operations	\$0.00	\$0.00	\$0.00	\$0.00	\$0.00	\$0.00	\$0.00
Office Supplies	\$0.00	\$0.00	\$0.00	\$0.00	\$0.00	\$0.00	\$0.00
Office Supplies-Maintenance	\$400.00	\$33.33	\$0.00	\$0.00	\$266.64	\$0.00	\$0.00
Office Supplies-Horticulture	\$0.00	\$0.00	\$0.00	\$0.00	\$0.00	\$0.00	\$0.00
Office Supplies-Animal	\$1,200.00	\$100.00	\$0.00	\$170.17	\$800.00	\$0.00	\$633.49
Office Supplies-Marketing	\$750.00	\$62.50	\$0.00	\$202.01	\$500.00	\$0.00	\$868.29
Office Supplies-Membership	\$1,200.00	\$100.00	\$0.00	\$55.42	\$800.00	\$0.00	\$889.54
Office Supplies-Development	\$3,100.00	\$258.34	\$0.00	\$0.00	\$2,066.64	\$0.00	\$0.00
Office Supplies-Special Events	\$2,400.00	\$200.00	\$0.00	\$252.83	\$1,599.96	\$0.00	\$721.84
Office Supplies-Education	\$5,200.00	\$433.34	\$0.00	\$675.16	\$3,466.64	\$0.00	\$1,309.65
Office Supplies-Volunteer	\$0.00	\$0.00	\$0.00	\$0.00	\$0.00	\$0.00	\$0.00
Office Supplies-Veterinary	\$1,100.00	\$91.67	\$0.00	\$115.53	\$733.32	\$0.00	\$586.69
Office Supplies-Security	\$500.00	\$41.67	\$0.00	\$147.77	\$333.32	\$0.00	\$472.37
Office Supplies-Visitor Services	\$1,700.00	\$141.67	\$0.00	\$359.77	\$1,133.32	\$0.00	\$1,334.67
Office Supplies-Administration	\$8,000.00	\$666.67	\$0.00	\$948.61	\$5,333.32	\$0.00	\$4,805.84
Office Supplies-Human Resources	\$350.00	\$29.17	\$0.00	\$54.51	\$233.32	\$0.00	\$225.38
Office Supplies-Capital Projects	\$0.00	\$0.00	\$0.00	\$0.00	\$0.00	\$0.00	\$0.00
Office Supplies-Operations	\$250.00	\$20.83	\$0.00	\$0.00	\$166.64	\$0.00	\$0.00
Total Office Supplies	<u>\$32,450.00</u>	<u>\$2,704.18</u>	<u>\$0.00</u>	<u>\$3,364.74</u>	<u>\$21,633.00</u>	<u>\$0.00</u>	<u>\$13,116.84</u>
Postage							
Postage	\$0.00	\$0.00	\$0.00	\$0.00	\$0.00	\$0.00	\$0.00
Postage-Maintenance	\$0.00	\$0.00	\$0.00	\$0.00	\$0.00	\$0.00	\$0.00
Postage-Animal	\$500.00	\$41.67	\$0.00	\$0.00	\$333.32	\$0.00	\$154.92
Postage-Marketing	\$1,750.00	\$375.00	\$0.00	\$0.00	\$1,250.00	\$0.00	\$0.00
Postage-Membership	\$26,000.00	\$2,166.67	\$0.00	\$346.62	\$17,333.32	\$0.00	\$19,170.86
Postage-Development	\$11,500.00	\$958.34	\$0.00	\$94.87	\$7,666.64	\$0.00	\$3,376.30
Postage-Special Events	\$18,695.00	\$2,043.34	\$0.00	\$2,226.67	\$12,021.64	\$0.00	\$10,492.58

Fresno's Chaffee Zoo Corporation

Income Statement

August 2017

	2017 Budget	August Budget	August Measure Z	August Actual	YTD Budget	YTD Measure Z	YTD Actual
Postage-Education	\$1,675.00	\$139.58	\$0.00	\$7.66	\$1,116.64	\$0.00	\$76.51
Postage-Volunteer	\$500.00	\$41.67	\$0.00	\$0.00	\$333.32	\$0.00	\$102.44
Postage-Veterinary	\$4,250.00	\$354.17	\$0.00	\$821.76	\$2,833.32	\$0.00	\$3,922.58
Postage-Security	\$75.00	\$6.25	\$0.00	\$0.00	\$50.00	\$0.00	\$0.00
Postage-Visitor Services	\$100.00	\$8.33	\$0.00	\$0.00	\$66.64	\$0.00	\$47.14
Postage-Administration	\$3,500.00	\$291.67	\$0.00	\$0.67	\$2,333.32	\$0.00	\$2,084.07
Postage-Human Resources	\$0.00	\$0.00	\$0.00	\$0.00	\$0.00	\$0.00	\$0.00
Postage-Capital Projects	\$0.00	\$0.00	\$0.00	\$0.00	\$0.00	\$0.00	\$0.00
Total Postage	\$68,545.00	\$6,426.69	\$0.00	\$3,498.25	\$45,338.16	\$0.00	\$39,427.40
Printing							
Newsletter Expense	\$0.00	\$0.00	\$0.00	\$0.00	\$0.00	\$0.00	\$0.00
Newsletter Expense-Membership	\$58,000.00	\$4,833.33	\$0.00	\$13,813.18	\$38,666.64	\$0.00	\$43,694.41
Newsletter Expense-Development	\$0.00	\$0.00	\$0.00	\$0.00	\$0.00	\$0.00	\$0.00
Printing	\$0.00	\$0.00	\$0.00	\$0.00	\$0.00	\$0.00	\$0.00
Printing-Maintenance	\$0.00	\$0.00	\$0.00	\$0.00	\$0.00	\$0.00	\$361.89
Printing-Horticulture	\$0.00	\$0.00	\$0.00	\$0.00	\$0.00	\$0.00	\$0.00
Printing-Animal	\$200.00	\$16.67	\$0.00	\$0.00	\$133.32	\$0.00	\$0.00
Printing-Marketing	\$45,750.00	\$4,500.00	\$0.00	\$64.79	\$30,750.00	\$0.00	\$10,419.13
Printing-Membership	\$22,000.00	\$1,833.33	\$0.00	\$1,354.60	\$14,666.64	\$0.00	\$20,660.22
Printing-Development	\$18,000.00	\$1,500.00	\$0.00	\$0.00	\$12,000.00	\$0.00	\$3,202.16
Printing-Special Events	\$33,900.00	\$7,300.00	\$0.00	\$4,014.85	\$19,700.00	\$0.00	\$15,962.29
Printing-Education	\$14,201.00	\$1,183.42	\$0.00	\$0.00	\$9,467.32	\$0.00	\$1,115.64
Printing-Volunteer	\$1,500.00	\$125.00	\$0.00	\$0.00	\$1,000.00	\$0.00	\$0.00
Printing-Veterinary	\$100.00	\$8.33	\$0.00	\$0.00	\$66.64	\$0.00	\$0.00
Printing-Security	\$0.00	\$0.00	\$0.00	\$0.00	\$0.00	\$0.00	\$0.00
Printing-Visitor Services	\$3,141.00	\$261.75	\$0.00	\$0.00	\$2,094.00	\$0.00	\$9.25
Printing-Administration	\$1,500.00	\$125.00	\$0.00	\$196.89	\$1,000.00	\$0.00	\$417.41
Printing-Human Resources	\$3,000.00	\$250.00	\$0.00	\$0.00	\$2,000.00	\$0.00	\$5.51
Printing-Capital Projects	\$0.00	\$0.00	\$0.00	\$0.00	\$0.00	\$0.00	\$0.00
Printing-Operations	\$25.00	\$2.08	\$0.00	\$0.00	\$16.64	\$0.00	\$0.00
Total Printing	\$201,317.00	\$21,938.91	\$0.00	\$19,444.31	\$131,561.20	\$0.00	\$95,847.91

Fresno's Chaffee Zoo Corporation

Income Statement

August 2017

	2017 Budget	August Budget	August Measure Z	August Actual	YTD Budget	YTD Measure Z	YTD Actual
Professional Services							
Legal and Audit	\$100,000.00	\$8,333.33	\$0.00	\$26,287.50	\$66,666.64	\$0.00	\$133,911.16
Legal and Audit-Administration	\$0.00	\$0.00	\$0.00	\$0.00	\$0.00	\$0.00	\$0.00
Legal and Audit-Human Resources	\$0.00	\$0.00	\$0.00	\$0.00	\$0.00	\$0.00	\$0.00
Legal and Audit-Capital Projects	\$0.00	\$0.00	\$0.00	\$2,525.60	\$0.00	\$0.00	\$8,784.18
Lab Work	\$0.00	\$0.00	\$0.00	\$0.00	\$0.00	\$0.00	\$0.00
Lab Work-Veterinary	\$50,000.00	\$4,166.67	\$0.00	\$4,221.39	\$33,333.32	\$0.00	\$34,157.31
Payroll Service	\$0.00	\$0.00	\$0.00	\$0.00	\$0.00	\$0.00	\$0.00
Payroll Service-Administration	\$20,000.00	\$2,300.00	\$0.00	\$2,132.47	\$13,400.00	\$0.00	\$20,618.67
Pest Control Services	\$0.00	\$0.00	\$0.00	\$0.00	\$0.00	\$0.00	\$0.00
Pest Control Services-Maintenance	\$39,500.00	\$3,291.67	\$0.00	\$3,760.00	\$26,333.32	\$0.00	\$30,228.49
Professional Services	\$0.00	\$0.00	\$0.00	\$0.00	\$0.00	\$0.00	\$0.00
Total Professional Services	\$209,500.00	\$18,091.67	\$0.00	\$38,926.96	\$139,733.28	\$0.00	\$227,699.81
Repairs and Replacements							
Building Supplies-Materials	\$0.00	\$0.00	\$0.00	\$0.00	\$0.00	\$0.00	\$0.00
Building Supplies-Materials-Maintenance	\$0.00	\$0.00	\$0.00	\$0.00	\$0.00	\$0.00	\$0.00
Building Supplies-Materials-Horticulture	\$1,250.00	\$104.17	\$0.00	\$0.00	\$833.32	\$0.00	\$0.00
Building Supplies-Materials-Animal	\$3,000.00	\$250.00	\$0.00	\$0.00	\$2,000.00	\$0.00	\$0.00
Building Supplies-Materials-Veterinary	\$0.00	\$0.00	\$0.00	\$0.00	\$0.00	\$0.00	\$0.00
Construction	\$0.00	\$0.00	\$0.00	\$0.00	\$0.00	\$0.00	\$0.00
Construction-Maintenance	\$5,000.00	\$416.67	\$0.00	\$0.00	\$3,333.32	\$0.00	\$0.00
Construction-Horticulture	\$0.00	\$0.00	\$0.00	\$0.00	\$0.00	\$0.00	\$0.00
Construction-Animal	\$0.00	\$0.00	\$0.00	\$0.00	\$0.00	\$0.00	\$7.04
Exhibit Renovations-Animal	\$70,000.00	\$5,833.33	\$0.00	\$450.54	\$46,666.64	\$0.00	\$19,574.96
Exhibit Maintenance-Animal	\$0.00	\$0.00	\$0.00	\$0.00	\$0.00	\$0.00	\$305.65
Exhibit Maint-Valley Farms-Animals	\$20,000.00	\$1,666.67	\$0.00	\$3,631.93	\$13,333.32	\$0.00	\$3,631.93
Improvements	\$0.00	\$0.00	\$0.00	\$0.00	\$0.00	\$0.00	\$0.00
Improvements-Maintenance	\$0.00	\$0.00	\$0.00	\$0.00	\$0.00	\$0.00	\$0.00
Improvements-Horticulture	\$0.00	\$0.00	\$0.00	\$0.00	\$0.00	\$0.00	\$585.23
Improvements-Animal	\$0.00	\$0.00	\$0.00	\$0.00	\$0.00	\$0.00	\$0.00

Fresno's Chaffee Zoo Corporation

Income Statement

August 2017

	2017 Budget	August Budget	August Measure Z	August Actual	YTD Budget	YTD Measure Z	YTD Actual
Improvements-Education	\$500.00	\$41.67	\$0.00	\$0.00	\$333.32	\$0.00	\$0.00
Improvements-Visitor Services	\$0.00	\$0.00	\$0.00	\$0.00	\$0.00	\$0.00	\$0.00
Improvements-Administration	\$0.00	\$0.00	\$0.00	\$0.00	\$0.00	\$0.00	\$0.00
Irrigation Maintenance and Repair-Horticult	\$15,800.00	\$1,316.67	\$0.00	\$1,458.68	\$10,533.32	\$0.00	\$20,422.15
Irrigation Maintenance and Repair-Animals	\$0.00	\$0.00	\$0.00	\$0.00	\$0.00	\$0.00	\$0.00
Purchases-Benches	\$0.00	\$0.00	\$0.00	\$0.00	\$0.00	\$0.00	\$0.00
Purchases-Benches-Development	\$0.00	\$0.00	\$0.00	\$0.00	\$0.00	\$0.00	\$0.00
Permits	\$0.00	\$0.00	\$0.00	\$0.00	\$0.00	\$0.00	\$0.00
Permits-Maintenance	\$1,000.00	\$83.33	\$0.00	\$0.00	\$666.64	\$0.00	\$0.00
Permits-Animal	\$2,000.00	\$166.67	\$0.00	\$0.00	\$1,333.32	\$0.00	\$1,522.95
Permits-Veterinary	\$50.00	\$4.17	\$0.00	\$0.00	\$33.32	\$0.00	\$0.00
Permits-Administration	\$0.00	\$0.00	\$0.00	\$0.00	\$0.00	\$0.00	(\$1,462.00)
Permits-Operations	\$0.00	\$0.00	\$0.00	\$0.00	\$0.00	\$0.00	\$0.00
Repairs and Replacements	\$0.00	\$0.00	\$0.00	\$535.00	\$0.00	\$0.00	\$2,850.50
Repairs and Replacements-Maintenance	\$170,000.00	\$14,166.67	\$0.00	\$19,209.57	\$113,333.32	\$0.00	\$64,110.02
Repairs and Replacements-Horticulture	\$2,000.00	\$166.67	\$0.00	\$2,988.70	\$1,333.32	\$0.00	\$2,988.70
Repairs and Replacements-Animal	\$30,000.00	\$2,500.00	\$0.00	\$1,433.24	\$20,000.00	\$0.00	\$41,165.80
Repairs and Replacements-Marketing	\$0.00	\$0.00	\$0.00	\$0.00	\$0.00	\$0.00	\$0.00
Repairs and Replacements-Development	\$0.00	\$0.00	\$0.00	\$0.00	\$0.00	\$0.00	\$0.00
Repairs and Replacements-Special Events	\$7,200.00	\$100.00	\$0.00	\$0.00	\$799.96	\$0.00	\$144.92
Repairs and Replacements-Education	\$3,000.00	\$250.00	\$0.00	\$0.00	\$2,000.00	\$0.00	\$276.00
Repairs and Replacements-Veterinary	\$2,000.00	\$166.67	\$0.00	\$0.00	\$1,333.32	\$0.00	\$620.59
Repairs and Replacements-Security	\$1,500.00	\$125.00	\$0.00	\$159.15	\$1,000.00	\$0.00	\$2,046.68
Repairs and Replacements-Visitor Services	\$750.00	\$62.50	\$0.00	\$303.96	\$500.00	\$0.00	\$5,036.71
Repairs and Replacements-Administration	\$2,000.00	\$166.67	\$0.00	\$0.00	\$1,333.32	\$0.00	\$1,664.91
Repairs and Replacements-Operations	\$0.00	\$0.00	\$0.00	\$0.00	\$0.00	\$0.00	\$0.00
Structural Repairs	\$0.00	\$0.00	\$0.00	\$0.00	\$0.00	\$0.00	\$0.00
Structural Repairs-Education	\$0.00	\$0.00	\$0.00	\$0.00	\$0.00	\$0.00	\$0.00
Purchases-Benches-Res	\$0.00	\$0.00	\$0.00	\$0.00	\$0.00	\$0.00	\$0.00
Repairs and Replacements-Capital Projects	\$0.00	\$0.00	\$0.00	\$0.00	\$0.00	\$0.00	\$0.00
Total Repairs and Replacements	\$337,050.00	\$27,587.53	\$0.00	\$30,170.77	\$220,699.76	\$0.00	\$165,492.74

Fresno's Chaffee Zoo Corporation

Income Statement

August 2017

	2017 Budget	August Budget	August Measure Z	August Actual	YTD Budget	YTD Measure Z	YTD Actual
Service/Bank/Credit Card Fees							
Bank Fees-Measure Z	\$120.00	\$10.00	\$0.00	\$0.00	\$80.00	\$0.00	\$0.00
Bank Fees-Measure Z-Administration	\$120.00	\$10.00	\$0.00	\$10.00	\$80.00	\$0.00	\$100.00
Bank Charges	\$27,500.00	\$2,291.67	\$0.00	\$0.00	\$18,333.32	\$0.00	\$23,568.11
Bank Charges-Maintenance	\$0.00	\$0.00	\$0.00	\$23.70	\$0.00	\$0.00	\$177.75
Bank Charges-Horticulture	\$0.00	\$0.00	\$0.00	\$3.95	\$0.00	\$0.00	\$31.60
Bank Charges-Animal	\$0.00	\$0.00	\$0.00	\$75.05	\$0.00	\$0.00	\$584.60
Bank Charges-Marketing	\$0.00	\$0.00	\$0.00	\$3.95	\$0.00	\$0.00	\$27.65
Bank Charges-Membership	\$78.00	\$6.50	\$0.00	\$3.95	\$52.00	\$0.00	\$31.60
Bank Charges-Development	\$0.00	\$0.00	\$0.00	\$3.95	\$0.00	\$0.00	\$35.55
Bank Charges-Events	\$0.00	\$0.00	\$0.00	\$0.00	\$0.00	\$0.00	\$0.00
Bank Charges-Education	\$0.00	\$0.00	\$0.00	\$11.85	\$0.00	\$0.00	\$134.30
Bank Charges-Veterinary	\$0.00	\$0.00	\$0.00	\$7.90	\$0.00	\$0.00	\$114.55
Bank Charges-Security	\$0.00	\$0.00	\$0.00	\$3.95	\$0.00	\$0.00	\$55.30
Bank Charges-Visitor Services	\$0.00	\$0.00	\$0.00	\$3.95	\$0.00	\$0.00	\$31.60
Bank Charges-Administration	\$4,500.00	\$374.85	\$0.00	\$559.62	\$2,999.70	\$0.00	\$5,195.28
Bank Charges-Operations	\$0.00	\$0.00	\$0.00	\$3.95	\$0.00	\$0.00	\$31.60
Credit Card Fees	\$0.00	\$0.00	\$0.00	\$0.00	\$0.00	\$0.00	\$0.00
Credit Card Fees-Maintenance	\$0.00	\$0.00	\$0.00	\$0.00	\$0.00	\$0.00	\$0.00
Credit Card Fees-Animal	\$0.00	\$0.00	\$0.00	\$0.00	\$0.00	\$0.00	\$0.00
Credit Card Fees-Membership	\$10,000.00	\$833.33	\$0.00	\$257.66	\$6,666.64	\$0.00	\$4,926.42
Credit Card Fees-Development	\$0.00	\$0.00	\$0.00	\$0.00	\$0.00	\$0.00	\$0.00
Credit Card Fees-Special Events	\$1,250.00	\$104.17	\$0.00	\$39.95	\$833.32	\$0.00	\$319.60
Credit Card Fees-Education	\$2,000.00	\$166.67	\$0.00	\$100.14	\$1,333.32	\$0.00	\$754.37
Credit Card Fees-Veterinary	\$0.00	\$0.00	\$0.00	\$0.00	\$0.00	\$0.00	\$0.00
Credit Card Fees-Visitor Services	\$110,000.00	\$8,000.00	\$0.00	\$9,770.03	\$76,500.00	\$0.00	\$83,101.17
Credit Card Fees-Administration	\$0.00	\$0.00	\$0.00	\$0.00	\$0.00	\$0.00	\$0.00
Credit Card Chargebacks	\$0.00	\$0.00	\$0.00	\$0.00	\$0.00	\$0.00	\$0.00
Interest Expense	\$7,500.00	\$625.00	\$0.00	\$0.00	\$5,000.00	\$0.00	\$12,396.81
Returned Checks From Patrons	\$0.00	\$0.00	\$0.00	\$0.00	\$0.00	\$0.00	\$0.00
Returned Checks From Patrons-Membership	\$0.00	\$0.00	\$0.00	\$0.00	\$0.00	\$0.00	\$0.00
Returned Checks From Patrons-Special Eve	\$0.00	\$0.00	\$0.00	\$0.00	\$0.00	\$0.00	\$0.00

Fresno's Chaffee Zoo Corporation

Income Statement

August 2017

	2017 Budget	August Budget	August Measure Z	August Actual	YTD Budget	YTD Measure Z	YTD Actual
Bank Charges-Res	\$0.00	\$0.00	\$0.00	\$0.00	\$0.00	\$0.00	\$0.00
Total Service/Bank/Credit Card Fees	\$163,068.00	\$12,422.19	\$0.00	\$10,883.55	\$111,878.30	\$0.00	\$131,617.86
Signage							
Signage	\$0.00	\$0.00	\$0.00	\$0.00	\$0.00	\$0.00	\$1,522.94
Signage-Maintenance	\$2,159.00	\$179.92	\$0.00	\$0.00	\$1,439.32	\$0.00	\$0.00
Signage-Horticulture	\$500.00	\$41.67	\$0.00	\$0.00	\$333.32	\$0.00	\$0.00
Signage-Marketing	\$0.00	\$0.00	\$0.00	\$3,180.71	\$0.00	\$0.00	\$4,694.02
Signage-Membership	\$0.00	\$0.00	\$0.00	\$0.00	\$0.00	\$0.00	\$0.00
Signage-Development	\$0.00	\$0.00	\$0.00	\$0.00	\$0.00	\$0.00	\$10,677.88
Signage-Special Events	\$0.00	\$0.00	\$0.00	\$0.00	\$0.00	\$0.00	\$0.00
Signage-Education	\$15,000.00	\$1,250.00	\$0.00	\$556.06	\$10,000.00	\$0.00	\$5,217.78
Signage-Veterinary	\$0.00	\$0.00	\$0.00	\$0.00	\$0.00	\$0.00	\$0.00
Signage-Security	\$0.00	\$0.00	\$0.00	\$0.00	\$0.00	\$0.00	\$0.00
Signage-Visitor Services	\$1,000.00	\$83.33	\$0.00	\$340.12	\$666.64	\$0.00	\$1,936.53
Signage-Administration	\$0.00	\$0.00	\$0.00	\$0.00	\$0.00	\$0.00	\$0.00
Signage-Human Resources	\$1,000.00	\$83.33	\$0.00	\$0.00	\$666.64	\$0.00	\$0.00
Signage-Capital Projects	\$0.00	\$0.00	\$0.00	\$0.00	\$0.00	\$0.00	\$0.00
Total Signage	\$19,659.00	\$1,638.25	\$0.00	\$4,076.89	\$13,105.92	\$0.00	\$24,049.15
Specialized Services							
Misc. Specialized Services	\$1,000.00	\$83.33	\$0.00	\$0.00	\$666.64	\$0.00	\$0.00
Misc. Specialized Services-Maintenance	\$0.00	\$0.00	\$0.00	\$0.00	\$0.00	\$0.00	\$517.39
Misc. Specialized Services-Horticulture	\$0.00	\$0.00	\$0.00	\$0.00	\$0.00	\$0.00	\$29.50
Misc. Specialized Services-Animal	\$2,500.00	\$208.33	\$0.00	\$0.00	\$1,666.64	\$0.00	\$1,780.00
Misc. Specialized Services-Marketing	\$0.00	\$0.00	\$0.00	\$0.00	\$0.00	\$0.00	\$29.50
Misc. Specialized Services-Memberships	\$800.00	\$66.67	\$0.00	\$0.00	\$533.32	\$0.00	\$150.00
Misc. Specialized Services-Development	\$0.00	\$0.00	\$0.00	\$0.00	\$0.00	\$0.00	\$29.50
Misc. Specialized Services-Special Events	\$0.00	\$0.00	\$0.00	\$0.00	\$0.00	\$0.00	\$147.50
Misc. Specialized Services-Education	\$0.00	\$0.00	\$0.00	\$0.00	\$0.00	\$0.00	\$762.50
Misc. Specialized Services-Veterinary	\$7,000.00	\$583.33	\$0.00	\$0.00	\$4,666.64	\$0.00	\$58.50
Misc. Specialized Services-Security	\$0.00	\$0.00	\$0.00	\$0.00	\$0.00	\$0.00	\$29.50

Fresno's Chaffee Zoo Corporation

Income Statement

August 2017

	2017 Budget	August Budget	August Measure Z	August Actual	YTD Budget	YTD Measure Z	YTD Actual
Misc. Specialized Services-Visitor Services	\$0.00	\$0.00	\$0.00	\$0.00	\$0.00	\$0.00	\$0.00
Misc. Specialized Services-Administration	\$1,000.00	\$83.33	\$0.00	\$2,212.41	\$666.64	\$0.00	\$2,472.23
Misc. Specialized Services-Information Tec	\$0.00	\$0.00	\$0.00	\$0.00	\$0.00	\$0.00	\$0.00
Misc. Specialized Services-Human Resource	\$12,000.00	\$1,000.00	\$0.00	\$0.00	\$8,000.00	\$0.00	\$8,513.75
Misc. Specialized Services-Operations	\$0.00	\$0.00	\$0.00	\$0.00	\$0.00	\$0.00	\$29.50
Irrigation Construction (New)-Horticulture	\$5,000.00	\$416.67	\$0.00	\$565.88	\$3,333.32	\$0.00	\$5,518.72
Paver Engraving-Development	\$12,500.00	\$1,041.67	\$0.00	\$0.00	\$8,333.32	\$0.00	\$6,375.00
Total Specialized Services	\$41,800.00	\$3,483.33	\$0.00	\$2,778.29	\$27,866.52	\$0.00	\$26,443.09
Staff Development							
Staff Development-Conf/Travel	\$30,000.00	\$2,500.00	\$0.00	\$0.00	\$20,000.00	\$0.00	\$0.00
Staff Development-Conf/Travel-Maintenanc	\$3,000.00	\$250.00	\$0.00	\$0.00	\$2,000.00	\$0.00	\$0.00
Staff Development-Conf/Travel-Horticultur	\$3,150.00	\$262.50	\$0.00	\$0.00	\$2,100.00	\$0.00	\$0.00
Staff Development-Conf/Travel-Animal	\$46,500.00	\$3,875.00	\$0.00	\$1,102.76	\$31,000.00	\$0.00	\$18,470.00
Staff Development-Conf/Travel-Marketing	\$3,000.00	\$250.00	\$0.00	\$254.19	\$2,000.00	\$0.00	\$1,487.79
Staff Development-Conf/Travel-Membershi	\$7,195.00	\$599.58	\$0.00	\$0.00	\$4,796.64	\$0.00	\$1,004.77
Staff Development-Conf/Travel-Developmer	\$4,000.00	\$333.33	\$0.00	\$0.00	\$2,666.64	\$0.00	\$50.00
Staff Development-Conf/Travel-Special Eve	\$7,800.00	\$650.00	\$0.00	\$308.00	\$5,200.00	\$0.00	\$503.00
Staff Development-Conf/Travel-Education	\$9,500.00	\$791.67	\$0.00	\$0.00	\$6,333.32	\$0.00	\$2,060.00
Staff Development-Conf/Travel-Volunteer	\$500.00	\$41.67	\$0.00	\$0.00	\$333.32	\$0.00	\$0.00
Staff Development-Conf/Travel-Veterinary	\$12,000.00	\$1,000.00	\$0.00	\$0.00	\$8,000.00	\$0.00	\$3,053.38
Staff Development-Conf/Travel-Security	\$4,000.00	\$333.33	\$0.00	\$0.00	\$2,666.64	\$0.00	\$2,092.91
Staff Development-Conf/Travel-Visitor Serv	\$8,621.00	\$718.42	\$0.00	\$0.00	\$5,747.32	\$0.00	\$2,135.90
Staff Development-Conf/Travel-Admin	\$18,500.00	\$1,541.67	\$0.00	\$525.00	\$12,333.32	\$0.00	\$4,593.76
Staff Development-Conf/Travel-Human Resc	\$32,000.00	\$2,666.67	\$0.00	\$418.78	\$21,333.32	\$0.00	\$4,634.39
Staff Development-Conf/Travel-Operations	\$4,500.00	\$375.00	\$0.00	\$525.00	\$3,000.00	\$0.00	\$2,245.08
Staff Development-Training	\$0.00	\$0.00	\$0.00	\$2,000.00	\$0.00	\$0.00	\$2,299.00
Staff Development-Training-Maintenance	\$0.00	\$0.00	\$0.00	\$0.00	\$0.00	\$0.00	\$69.00
Staff Development-Training-Horticulture	\$0.00	\$0.00	\$0.00	\$0.00	\$0.00	\$0.00	\$0.00
Staff Development-Training-Animal	\$0.00	\$0.00	\$0.00	\$79.00	\$0.00	\$0.00	\$79.00
Staff Development-Training-Marketing	\$0.00	\$0.00	\$0.00	\$0.00	\$0.00	\$0.00	\$0.00
Staff Development-Training-Membership	\$0.00	\$0.00	\$0.00	\$0.00	\$0.00	\$0.00	\$0.00

Fresno's Chaffee Zoo Corporation

Income Statement

August 2017

	2017 Budget	August Budget	August Measure Z	August Actual	YTD Budget	YTD Measure Z	YTD Actual
Staff Development-Training-Development	\$0.00	\$0.00	\$0.00	\$0.00	\$0.00	\$0.00	\$0.00
Staff Development-Training-Special Events	\$0.00	\$0.00	\$0.00	\$0.00	\$0.00	\$0.00	\$0.00
Staff Development-Training-Education	\$0.00	\$0.00	\$0.00	\$0.00	\$0.00	\$0.00	\$79.00
Staff Development-Training-Volunteer	\$0.00	\$0.00	\$0.00	\$0.00	\$0.00	\$0.00	\$0.00
Staff Development-Training-Veterinary	\$0.00	\$0.00	\$0.00	\$0.00	\$0.00	\$0.00	\$0.00
Staff Development-Training-Security	\$0.00	\$0.00	\$0.00	\$79.00	\$0.00	\$0.00	\$148.00
Staff Development-Training-Visitor Service	\$0.00	\$0.00	\$0.00	\$0.00	\$0.00	\$0.00	\$0.00
Staff Development-Training-Administration	\$0.00	\$0.00	\$0.00	\$0.00	\$0.00	\$0.00	\$0.00
Staff Development-Training-Human Resourc	\$0.00	\$0.00	\$0.00	(\$575.00)	\$0.00	\$0.00	(\$404.00)
Staff Development-Training-Finance	\$0.00	\$0.00	\$0.00	\$0.00	\$0.00	\$0.00	\$0.00
Total Staff Development	\$194,266.00	\$16,188.84	\$0.00	\$4,716.73	\$129,510.52	\$0.00	\$44,600.98

Supplies

Bedding Materials	\$0.00	\$0.00	\$0.00	\$0.00	\$0.00	\$0.00	\$0.00
Cleaning-Janitorial Supplies	\$0.00	\$0.00	\$0.00	\$0.00	\$0.00	\$0.00	\$0.00
Cleaning-Janitorial Supplies-Maintenance	\$115,000.00	\$9,583.33	\$0.00	\$7,813.29	\$76,666.64	\$0.00	\$59,003.45
Cleaning-Janitorial Supplies-Horticulture	\$0.00	\$0.00	\$0.00	\$0.00	\$0.00	\$0.00	\$0.00
Cleaning-Janitorial Supplies-Animal	\$6,000.00	\$500.00	\$0.00	\$2,074.51	\$4,000.00	\$0.00	\$4,738.00
Cleaning-Janitorial Supplies-Education	\$0.00	\$0.00	\$0.00	\$0.00	\$0.00	\$0.00	\$0.00
Cleaning-Janitorial Supplies-Veterinary	\$0.00	\$0.00	\$0.00	\$0.00	\$0.00	\$0.00	\$71.26
Cleaning-Janitorial Supplies-Visitor Service	\$0.00	\$0.00	\$0.00	\$0.00	\$0.00	\$0.00	\$0.00
Display and Exhibit supplies	\$0.00	\$0.00	\$0.00	\$0.00	\$0.00	\$0.00	\$0.00
Display and Exhibit Supplies-Animal	\$150,000.00	\$15,000.00	\$0.00	\$3,265.64	\$91,000.00	\$0.00	\$25,992.16
Display and Exhibit Supplies-Education	\$5,000.00	\$416.67	\$0.00	\$0.00	\$3,333.32	\$0.00	\$3,255.68
Docent Activities Expense	\$0.00	\$0.00	\$0.00	\$0.00	\$0.00	\$0.00	\$0.00
Docent Activities Expense-Volunteer	\$3,000.00	\$250.00	\$0.00	\$100.00	\$2,000.00	\$0.00	\$7,158.85
Enrichment Supplies	\$0.00	\$0.00	\$0.00	\$0.00	\$0.00	\$0.00	\$0.00
Event Supplies	\$0.00	\$0.00	\$0.00	\$0.00	\$0.00	\$0.00	\$0.00
Event Supplies-Marketing	\$3,725.00	\$0.00	\$0.00	\$0.00	\$0.00	\$0.00	\$242.94
Event Supplies-Development	\$2,000.00	\$166.67	\$0.00	\$0.00	\$1,333.32	\$0.00	\$616.95
Event Supplies-Special Events	\$44,150.00	\$5,666.66	\$0.00	\$2,220.94	\$19,983.28	\$0.00	\$11,359.23
Event Supplies-Education	\$0.00	\$0.00	\$0.00	\$0.00	\$0.00	\$0.00	\$0.00

Fresno's Chaffee Zoo Corporation

Income Statement

August 2017

	2017 Budget	August Budget	August Measure Z	August Actual	YTD Budget	YTD Measure Z	YTD Actual
Event Supplies-Volunteer	\$0.00	\$0.00	\$0.00	\$0.00	\$0.00	\$0.00	\$0.00
Fundraising Pins-Development	\$0.00	\$0.00	\$0.00	\$0.00	\$0.00	\$0.00	\$0.00
Graphic Supplies	\$0.00	\$0.00	\$0.00	\$0.00	\$0.00	\$0.00	\$0.00
Landscaping/Plants	\$0.00	\$0.00	\$0.00	\$0.00	\$0.00	\$0.00	\$0.00
Landscaping/Plants-Maintenance	\$0.00	\$0.00	\$0.00	\$0.00	\$0.00	\$0.00	\$0.00
Landscaping/Plants-Horticulture	\$30,800.00	\$2,566.67	\$0.00	\$2,092.20	\$20,533.32	\$0.00	\$15,601.69
Landscaping/Plants-Animal	\$5,000.00	\$416.67	\$0.00	\$0.00	\$3,333.32	\$0.00	\$110.42
Member Event Expenses	\$0.00	\$0.00	\$0.00	\$0.00	\$0.00	\$0.00	\$0.00
Member Premiums	\$0.00	\$0.00	\$0.00	\$0.00	\$0.00	\$0.00	\$0.00
Member Premiums-Marketing	\$0.00	\$0.00	\$0.00	\$0.00	\$0.00	\$0.00	\$0.00
Member Premiums-Membership	\$6,000.00	\$500.00	\$0.00	\$0.00	\$4,000.00	\$0.00	\$0.00
Member Premiums-Development	\$9,000.00	\$750.00	\$0.00	\$0.00	\$5,999.96	\$0.00	\$0.00
Member Premiums-Special Events	\$0.00	\$0.00	\$0.00	\$0.00	\$0.00	\$0.00	\$0.00
Pest Control Supplies	\$0.00	\$0.00	\$0.00	\$0.00	\$0.00	\$0.00	\$0.00
Pest Control Supplies-Maintenance	\$100.00	\$8.33	\$0.00	\$0.00	\$66.64	\$0.00	\$0.00
Pest Control Supplies-Horticulture	\$0.00	\$0.00	\$0.00	\$0.00	\$0.00	\$0.00	\$0.00
Pest Control Supplies-Animal	\$300.00	\$25.00	\$0.00	\$0.00	\$200.00	\$0.00	\$0.00
Pest Control Supplies-Veterinary	\$5,200.00	\$433.33	\$0.00	\$74.37	\$3,466.64	\$0.00	\$2,651.74
Photo Supplies	\$0.00	\$0.00	\$0.00	\$0.00	\$0.00	\$0.00	\$0.00
Photo Supplies-Visitor Services	\$0.00	\$0.00	\$0.00	\$0.00	\$0.00	\$0.00	\$0.00
Small Tools	\$0.00	\$0.00	\$0.00	\$0.00	\$0.00	\$0.00	\$0.00
Small Tools-Maintenance	\$3,000.00	\$250.00	\$0.00	\$0.00	\$2,000.00	\$0.00	\$0.00
Small Tools-Horticulture	\$1,200.00	\$100.00	\$0.00	\$0.00	\$800.00	\$0.00	\$0.00
Small Tools-Animal	\$3,000.00	\$250.00	\$0.00	(\$10.77)	\$2,000.00	\$0.00	\$213.46
Supplies	\$0.00	\$0.00	\$0.00	\$0.00	\$0.00	\$0.00	\$2,208.89
Supplies-Maintenance	\$32,500.00	\$2,708.33	\$0.00	\$5,922.21	\$21,666.64	\$0.00	\$15,694.87
Supplies-Horticulture	\$500.00	\$41.67	\$0.00	\$1,873.64	\$333.32	\$0.00	\$1,873.64
Supplies-Animal	\$0.00	\$0.00	\$0.00	\$260.67	\$0.00	\$0.00	\$1,684.62
Supplies-Marketing	\$2,500.00	\$208.33	\$0.00	\$0.00	\$1,666.64	\$0.00	\$629.46
Supplies-Membership	\$500.00	\$41.67	\$0.00	\$88.81	\$333.32	\$0.00	\$155.98
Supplies-Development	\$9,200.00	\$766.66	\$0.00	\$1,493.26	\$6,133.28	\$0.00	\$5,796.08
Supplies-Special Events	\$2,500.00	\$166.66	\$0.00	\$3,575.90	\$1,333.28	\$0.00	\$3,605.94

Fresno's Chaffee Zoo Corporation

Income Statement

August 2017

	2017 Budget	August Budget	August Measure Z	August Actual	YTD Budget	YTD Measure Z	YTD Actual
Supplies-Education	\$15,500.00	\$1,291.66	\$0.00	\$823.19	\$10,333.24	\$0.00	\$9,127.84
Supplies-Volunteer	\$2,500.00	\$208.33	\$0.00	\$38.95	\$1,666.64	\$0.00	\$128.97
Supplies-Veterinary	\$130,000.00	\$10,833.33	\$0.00	\$5,511.48	\$86,666.64	\$0.00	\$34,917.11
Supplies-Security	\$500.00	\$41.67	\$0.00	\$0.00	\$333.32	\$0.00	\$1,258.41
Supplies-Visitor Services	\$4,100.00	\$341.67	\$0.00	\$8.98	\$2,733.32	\$0.00	\$2,205.46
Supplies-Administration	\$2,000.00	\$166.67	\$0.00	\$0.00	\$1,333.32	\$0.00	\$725.73
Supplies-Human Resources	\$0.00	\$0.00	\$0.00	\$29.11	\$0.00	\$0.00	\$29.11
Supplies-Operations	\$250.00	\$20.83	\$0.00	\$83.94	\$166.64	\$0.00	\$191.84
Water Quality Supplies-Animal	\$0.00	\$0.00	\$0.00	\$9,928.08	\$0.00	\$0.00	\$48,588.83
Total Supplies	\$595,025.00	\$53,720.81	\$0.00	\$47,268.40	\$375,416.04	\$0.00	\$259,838.61
Telephone							
Telephone	\$38,000.00	\$3,166.67	\$0.00	\$3,330.85	\$25,333.32	\$0.00	\$34,044.95
Telephone-Maintenance	\$750.00	\$62.50	\$0.00	\$25.00	\$500.00	\$0.00	\$200.00
Telephone-Horticulture	\$0.00	\$0.00	\$0.00	\$0.00	\$0.00	\$0.00	\$0.00
Telephone-Animal	\$3,000.00	\$250.00	\$0.00	\$176.68	\$2,000.00	\$0.00	\$1,762.16
Telephone-Marketing	\$0.00	\$0.00	\$0.00	\$25.00	\$0.00	\$0.00	\$200.00
Telephone-Membership	\$300.00	\$25.00	\$0.00	\$25.00	\$200.00	\$0.00	\$200.00
Telephone-Development	\$1,200.00	\$100.00	\$0.00	\$26.30	\$800.00	\$0.00	\$201.30
Telephone-Special Events	\$900.00	\$75.00	\$0.00	\$25.00	\$600.00	\$0.00	\$515.73
Telephone-Education	\$1,500.00	\$125.00	\$0.00	\$125.00	\$1,000.00	\$0.00	\$591.74
Telephone-Veterinary	\$900.00	\$75.00	\$0.00	\$50.00	\$600.00	\$0.00	\$500.00
Telephone-Security	\$800.00	\$66.67	\$0.00	\$25.00	\$533.32	\$0.00	\$515.74
Telephone-Visitor Services	\$1,500.00	\$125.00	\$0.00	\$25.00	\$1,000.00	\$0.00	\$781.35
Telephone-Administration	\$2,100.00	\$175.00	\$0.00	\$92.28	\$1,400.00	\$0.00	\$643.22
Telephone-Human Resource	\$300.00	\$25.00	\$0.00	\$25.00	\$200.00	\$0.00	\$200.80
Telephone-Operations	\$300.00	\$25.00	\$0.00	\$25.00	\$200.00	\$0.00	\$200.00
Total Telephone	\$51,550.00	\$4,295.84	\$0.00	\$4,001.11	\$34,366.64	\$0.00	\$40,556.99
Uniforms							
Uniforms	\$7,500.00	\$625.00	\$0.00	\$217.42	\$5,000.00	\$0.00	\$15,144.77
Uniforms-Maintenance	\$2,500.00	\$208.33	\$0.00	(\$8.00)	\$1,666.64	\$0.00	\$433.51

Fresno's Chaffee Zoo Corporation

Income Statement

August 2017

	2017 Budget	August Budget	August Measure Z	August Actual	YTD Budget	YTD Measure Z	YTD Actual
Uniforms-Horticulture	\$1,200.00	\$100.00	\$0.00	\$0.00	\$800.00	\$0.00	\$35.10
Uniforms-Animal	\$15,000.00	\$1,250.00	\$0.00	\$5.00	\$10,000.00	\$0.00	\$1,519.25
Uniforms-Marketing	\$200.00	\$16.67	\$0.00	\$0.00	\$133.32	\$0.00	\$29.25
Uniforms-Membership	\$250.00	\$20.83	\$0.00	\$0.00	\$166.64	\$0.00	\$0.00
Uniforms-Development	\$0.00	\$0.00	\$0.00	\$0.00	\$0.00	\$0.00	\$0.00
Uniforms-Special Events	\$500.00	\$41.66	\$0.00	\$0.00	\$333.28	\$0.00	\$40.00
Uniforms-Education	\$3,000.00	\$250.00	\$0.00	(\$7.50)	\$2,000.00	\$0.00	(\$7.50)
Uniforms-Volunteer	\$4,000.00	\$333.33	\$0.00	(\$7.50)	\$2,666.64	\$0.00	\$1,185.53
Uniforms-Veterinary	\$1,200.00	\$100.00	\$0.00	(\$23.00)	\$800.00	\$0.00	\$59.04
Uniforms-Security	\$1,700.00	\$141.67	\$0.00	\$0.00	\$1,133.32	\$0.00	\$0.00
Uniforms-Visitor Services	\$1,750.00	\$145.83	\$0.00	(\$7.50)	\$1,166.64	\$0.00	\$23.40
Uniforms-Administration	\$1,000.00	\$83.33	\$0.00	\$0.00	\$666.64	\$0.00	\$0.00
Uniforms	\$0.00	\$0.00	\$0.00	\$0.00	\$0.00	\$0.00	\$41.02
Uniform-Teen Volunteer	\$3,000.00	\$250.00	\$0.00	\$0.00	\$2,000.00	\$0.00	\$0.00
Total Uniforms	\$42,800.00	\$3,566.65	\$0.00	\$168.92	\$28,533.12	\$0.00	\$18,503.37
Utilities							
Utilities Gas & Electric	\$625,000.00	\$52,083.33	\$66,122.46	\$66,122.46 ✓	\$416,666.64	\$427,995.60	\$427,995.60
Utilities Gas & Electric-Administration	\$0.00	\$0.00	\$0.00	\$0.00	\$0.00	\$0.00	\$0.00
Utilities Water & Sewer	\$50,000.00	\$4,166.67	\$0.00	\$0.00	\$33,333.32	\$0.00	\$37,246.86
Utilities Water & Sewer-Administration	\$0.00	\$0.00	\$0.00	\$0.00	\$0.00	\$0.00	\$0.00
Waste Services	\$0.00	\$0.00	\$0.00	\$0.00	\$0.00	\$0.00	\$0.00
Total Utilities	\$675,000.00	\$56,250.00	\$66,122.46	\$66,122.46	\$449,999.96	\$427,995.60	\$465,242.46
Other							
Disposal Fees	\$0.00	\$0.00	\$0.00	\$0.00	\$0.00	\$0.00	\$0.00
Grant Fulfillment	\$0.00	\$0.00	\$0.00	\$0.00	\$0.00	\$0.00	\$0.00
Grant Fulfillment-Education	\$7,000.00	\$583.33	\$0.00	\$3,067.50	\$4,666.64	\$0.00	\$3,083.69
Grant Fulfillment-Volunteer	\$0.00	\$0.00	\$0.00	\$2,166.47	\$0.00	\$0.00	\$2,166.47
Program Expense	\$0.00	\$0.00	\$0.00	\$0.00	\$0.00	\$0.00	\$0.00
Freight on Purchases	\$0.00	\$0.00	\$0.00	\$0.00	\$0.00	\$0.00	\$0.00
Freight on Purchases-Animal	\$0.00	\$0.00	\$0.00	\$0.00	\$0.00	\$0.00	\$0.00

Fresno's Chaffee Zoo Corporation

Income Statement

August 2017

	2017 Budget	August Budget	August Measure Z	August Actual	YTD Budget	YTD Measure Z	YTD Actual
Freight on Purchases-Visitor Services	\$0.00	\$0.00	\$0.00	\$0.00	\$0.00	\$0.00	\$0.00
Freight on Purchases-Administration	\$0.00	\$0.00	\$0.00	\$0.00	\$0.00	\$0.00	\$0.00
Miscellaneous	\$0.00	\$0.00	\$0.00	\$2.40	\$0.00	\$0.00	\$1,555.93
Miscellaneous-Maintenance	\$500.00	\$41.67	\$0.00	\$0.00	\$333.32	\$0.00	\$0.00
Miscellaneous-Horticulture	\$0.00	\$0.00	\$0.00	\$0.00	\$0.00	\$0.00	\$0.00
Miscellaneous-Animal	\$2,000.00	\$166.67	\$0.00	\$15.00	\$1,333.32	\$0.00	\$252.00
Miscellaneous-Marketing	\$0.00	\$0.00	\$0.00	\$0.00	\$0.00	\$0.00	\$0.00
Miscellaneous-Development	\$0.00	\$0.00	\$0.00	\$0.00	\$0.00	\$0.00	\$27.37
Miscellaneous-Special Events	\$9,075.00	\$4,500.00	\$0.00	\$0.00	\$9,075.00	\$0.00	(\$0.99)
Miscellaneous-Education	\$500.00	\$41.67	\$0.00	\$0.00	\$333.32	\$0.00	\$0.00
Miscellaneous-Docent	\$0.00	\$0.00	\$0.00	\$0.00	\$0.00	\$0.00	\$0.00
Miscellaneous-Veterinary	\$4,000.00	\$333.33	\$0.00	\$0.00	\$2,666.64	\$0.00	\$658.75
Miscellaneous-Security	\$500.00	\$41.67	\$0.00	\$0.00	\$333.32	\$0.00	\$0.00
Miscellaneous-Visitor Services	\$0.00	\$0.00	\$0.00	\$0.00	\$0.00	\$0.00	\$0.00
Miscellaneous-Administration	\$2,000.00	\$166.67	\$0.00	\$0.00	\$1,333.32	\$0.00	\$255.60
Miscellaneous-Human Resources	\$0.00	\$0.00	\$0.00	\$20.00	\$0.00	\$0.00	\$157.00
Miscellaneous-Capital Projects	\$0.00	\$0.00	\$0.00	\$0.00	\$0.00	\$0.00	\$0.00
Retail (inventory related)							
Cash Over and Short	\$0.00	\$0.00	\$0.00	\$0.00	\$0.00	\$0.00	\$0.00
Cost of Merchandise Sold	\$0.00	\$0.00	\$0.00	\$0.00	\$0.00	\$0.00	\$0.00
Discounts and Adjustments	\$0.00	\$0.00	\$0.00	\$0.00	\$0.00	\$0.00	\$0.00
Inventory Change-Gift Shop	\$0.00	\$0.00	\$0.00	\$0.00	\$0.00	\$0.00	\$0.00
Loss on Disposal of Asset	\$0.00	\$0.00	\$0.00	\$0.00	\$0.00	\$0.00	\$0.00
Purchases-Merchandise	\$0.00	\$0.00	\$0.00	\$0.00	\$0.00	\$0.00	\$0.00
Total Retail (inventory related)	\$0.00	\$0.00	\$0.00	\$0.00	\$0.00	\$0.00	\$0.00
Total Other	\$25,575.00	\$5,875.01	\$0.00	\$5,271.37	\$20,074.88	\$0.00	\$8,155.82
Total Other Expenses	\$5,810,701.00	\$490,831.41	\$102,521.99	\$482,029.45	\$3,773,845.22	\$687,662.55	\$3,349,574.26
TOTAL OPERATING EXPENSES	\$14,528,442.00	\$1,431,340.19	\$382,112.15	\$1,112,715.11	\$9,635,408.83	\$2,910,394.08	\$8,326,912.50

Fresno's Chaffee Zoo Corporation
Income Statement
August 2017

	2017 Budget	August Budget	August Measure Z	August Actual	YTD Budget	YTD Measure Z	YTD Actual
Expansion/Nonoperating Exp.							
Expansion/Nonoperating Exp.							
Planning	\$0.00	\$0.00	\$0.00	\$0.00	\$0.00	\$0.00	\$0.00
Planning-Animal	\$0.00	\$0.00	\$0.00	\$0.00	\$0.00	\$0.00	\$0.00
Planning-Capital Project	\$0.00	\$0.00	\$0.00	\$0.00	\$0.00	\$0.00	\$0.00
City Reimbursement	\$0.00	\$0.00	\$0.00	\$0.00	\$0.00	\$0.00	\$0.00
Misc Capital Expenses	\$0.00	\$0.00	\$0.00	\$0.00	\$0.00	\$0.00	\$0.00
EIR (non MZ)	\$0.00	\$0.00	\$0.00	\$0.00	\$0.00	\$0.00	\$0.00
EIR (non MZ)-Capital Projects	\$0.00	\$0.00	\$0.00	\$0.00	\$0.00	\$0.00	\$0.00
Projects-Maintenance	\$0.00	\$0.00	\$0.00	\$0.00	\$0.00	\$0.00	\$0.00
Projects-Horticulture	\$0.00	\$0.00	\$0.00	\$0.00	\$0.00	\$0.00	\$0.00
Projects-Animal	\$0.00	\$0.00	\$0.00	\$0.00	\$0.00	\$0.00	\$0.00
Misc. Specialized Services-Capital Projects	\$0.00	\$0.00	\$0.00	\$0.00	\$0.00	\$0.00	\$0.00
Total Expansion/Nonoperating Exp.	\$0.00	\$0.00	\$0.00	\$0.00	\$0.00	\$0.00	\$0.00
Total Expansion/Nonoperating Exp.	\$0.00	\$0.00	\$0.00	\$0.00	\$0.00	\$0.00	\$0.00
TOTAL EXPENSES	\$14,528,442.00	\$1,431,340.19	\$382,112.15	\$1,112,715.11	\$9,635,408.83	\$2,910,394.08	\$8,326,912.50
BEGINNING FUND BALANCE	\$78,973,647.49	\$81,157,387.19	(\$25,869,049.76)	\$81,157,387.19	\$78,973,647.49	(\$23,340,767.83)	\$78,973,647.49
NET SURPLUS/(DEFICIT)	\$191,808.00	(\$190,997.35)	(\$382,112.15)	(\$213,357.17)	\$641,508.57	(\$2,910,394.08)	\$1,970,382.53
ENDING FUND BALANCE	\$79,165,455.49	\$80,966,389.84	(\$26,251,161.91)	\$80,944,030.02	\$79,615,156.06	(\$26,251,161.91)	\$80,944,030.02

Fresno's Chaffee Zoo Corporation

General Ledger Report

August 2017

Ties to attached income statement

Ties to attached invoices

Date	Trans.	Journal	Reference	Debit Amount	Credit Amount	Balance
1-5003-03						
Account: 1-5003-03 (Animal Feed-Animal)						
8/1/2017			<i>Account Beginning Balance</i>			\$223,267.42
8/3/2017	11508-23	Accounts Payable	Valley Produce, Inc.-Produce	\$144.00		
8/3/2017	11508-25	Accounts Payable	Valley Produce, Inc.-Produce	\$144.00		
8/3/2017	11508-54	Accounts Payable	Central Fish-Fish	\$680.50		
8/3/2017	11508-57	Accounts Payable	Central Fish-Fish	\$680.50		
8/3/2017	11508-96	Accounts Payable	Bassett's Cricket Ranch, Inc.-Crickets	\$551.95		
8/3/2017	11508-106	Accounts Payable	Hay Company-Hay	\$246.14		
8/3/2017	11508-110	Accounts Payable	Hay Company-Hay	\$1,760.72		
8/3/2017	11508-31	Accounts Payable	Valley Produce, Inc.-Produce	\$1,634.15		
8/3/2017	11508-166	Accounts Payable	Valley Produce, Inc.-Produce	\$1,457.80		
8/5/2017	11562-273	Accounts Payable	Visa- Premier Valley Bank-Misc. Expenses-Lynn	\$23.11		
8/6/2017	11511-90	Accounts Payable	Central Fish-Fish	\$307.90		
8/6/2017	11511-93	Accounts Payable	Central Fish-Fish	\$170.68		
8/6/2017	11511-96	Accounts Payable	Central Fish-Fish	\$228.95		
8/6/2017	11511-99	Accounts Payable	Valley Produce, Inc.-Produce	\$1,784.95		
8/6/2017	11511-101	Accounts Payable	Valley Produce, Inc.-Produce	\$21.75		
8/6/2017	11511-107	Accounts Payable	Purina Animal Nutrition, LLC-Vitamin E TPGS 20% sol	\$897.60		
8/6/2017	11511-113	Accounts Payable	Whitie's Pets-Animal Food	\$37.77		
8/6/2017	11511-120	Accounts Payable	Bassett's Cricket Ranch, Inc.-Crickets	\$573.05		
8/7/2017	11584-394	Accounts Payable	Visa- Premier Valley Bank-Misc. Expenses-Scott	\$2,285.61		
8/13/2017	11530-431	Accounts Payable	Hay Company-Hay	\$2,900.40		
8/13/2017	11530-433	Accounts Payable	Layne Laboratories, Inc.-Frozen Mice	\$1,723.72		
8/13/2017	11530-441	Accounts Payable	U.S. Cold Storage of Californi-Storage Rental for Animal Food	\$300.00		
8/13/2017	11530-443	Accounts Payable	Valley Produce, Inc.-Produce	\$1,455.45		
8/13/2017	11530-445	Accounts Payable	Bassett's Cricket Ranch, Inc.-Cricceks	\$534.63		
8/13/2017	11530-447	Accounts Payable	Central Fish-Fish	\$520.82		
8/13/2017	11530-450	Accounts Payable	Valley Produce, Inc.-Produce	\$1,359.75		
8/13/2017	11530-452	Accounts Payable	Valley Produce, Inc.-Produce	\$140.00		
8/20/2017	11562-237	Accounts Payable	Costco - Capitol One-Romaine	\$146.58		
8/29/2017	11562-382	Accounts Payable	Whitie's Pets-Animal Food	\$20.77		
8/29/2017	11562-384	Accounts Payable	Whitie's Pets-Animal Food	\$12.96		
8/29/2017	11562-386	Accounts Payable	Whitie's Pets-Animal Food	\$12.15		
8/29/2017	11562-388	Accounts Payable	Whitie's Pets-Animal Food	\$12.15		
8/29/2017	11562-390	Accounts Payable	Whitie's Pets-Animal Food	\$12.15		
8/29/2017	11562-400	Accounts Payable	Bassett's Cricket Ranch, Inc.-Crickets	\$534.63		
8/29/2017	11562-402	Accounts Payable	Valley Produce, Inc.-Produce	\$1,806.50		
8/29/2017	11562-412	Accounts Payable	Whitie's Pets-Animal Food	\$12.15		
8/29/2017	11562-491	Accounts Payable	West Coast Processors-Fish	\$1,755.34		
8/29/2017	11562-493	Accounts Payable	Valley Produce, Inc.-Produce	\$160.00		
8/29/2017	11562-498	Accounts Payable	Bassett's Cricket Ranch, Inc.-Crickets	\$551.95		
8/29/2017	11562-501	Accounts Payable	Bassett's Cricket Ranch, Inc.-Produce-Camp	\$244.00		

Fresno's Chaffee Zoo Corporation General Ledger Report August 2017

Date	Trans.	Journal	Reference	Debit Amount	Credit Amount	Balance
Account: 1-5003-03 (Animal Feed-Animal)						
8/29/2017	11562-506	Accounts Payable	Central Fish-Fish	\$341.35		
8/29/2017	11584-184	Accounts Payable	REVERSE-Bassett's Cricket Ranch, Inc.-Produce-Camp		\$244.00	
8/30/2017	11562-509	Accounts Payable	Valley Produce, Inc.-Produce	\$143.50		
8/30/2017	11562-511	Accounts Payable	Valley Produce, Inc.-Produce	\$1,709.75	✓	
8/30/2017	11562-514	Accounts Payable	Golden State Bait, Inc.-Fish	\$97.60		
8/30/2017	11562-517	Accounts Payable	Hay Company-Hay/Bedding	\$6,490.07	✓	
8/31/2017	11562-630	Accounts Payable	Petty Cash - Animal-Petty Cash Reimbursement	\$14.03		
<i>Account Subtotals</i>				\$36,643.53	\$244.00	
8/31/2017					<i>Account Net Change</i>	\$36,399.53 ✓
8/31/2017					<i>Account Ending Balance</i>	\$259,666.95
1-5014-00						
Account: 1-5014-00 (Bank Fees-Measure Z)						
8/1/2017					<i>Account Beginning Balance</i>	\$0.00
8/31/2017					<i>Account Net Change</i>	\$0.00
8/31/2017					<i>Account Ending Balance</i>	\$0.00
1-5080-03						
Account: 1-5080-03 (Benefits-Animal)						
8/1/2017					<i>Account Beginning Balance</i>	\$230,909.96
8/1/2017	11495-1	Journal Entry	To reclassify Sun Life	\$702.48		
8/1/2017	11496-1	Journal Entry	To reclassify VSP	\$818.46		
8/1/2017	11497-1	Journal Entry	To reclassify UnitedHealthcare of CA	\$27,654.00		
8/1/2017	11509-1	Journal Entry	To reclassify Ameritas	\$2,531.36		
8/4/2017	11506-51	Payroll	HSA Employer Contribution	\$118.44		
8/4/2017	11506-56	Payroll	HSA Employer Contribution	\$673.34		
8/18/2017	11543-50	Payroll	HSA Employer Contribution	\$78.96		
8/18/2017	11543-55	Payroll	HSA Employer Contribution	\$673.34		
<i>Account Subtotals</i>				\$33,250.38	\$0.00	
8/31/2017					<i>Account Net Change</i>	\$33,250.38 ✓
8/31/2017					<i>Account Ending Balance</i>	\$264,160.34
1-5080-10						
Account: 1-5080-10 (Benefits-Veterinary)						
8/1/2017					<i>Account Beginning Balance</i>	\$29,836.65
8/1/2017	11495-4	Journal Entry	To reclassify Sun Life	\$71.57		
8/1/2017	11496-4	Journal Entry	To reclassify VSP	\$76.93		

17/

14/

Fresno's Chaffee Zoo Corporation General Ledger Report August 2017

Date	Trans.	Journal	Reference	Debit Amount	Credit Amount	Balance
Account: 1-5080-10 (Benefits-Veterinary)						
8/1/2017	11497-4	Journal Entry	To reclassify UnitedHealthcare of CA	\$2,844.17		
8/1/2017	11509-4	Journal Entry	To reclassify Ameritas	\$224.52		
8/4/2017	11506-57	Payroll	HSA Employer Contribution	\$78.96		
8/18/2017	11543-56	Payroll	HSA Employer Contribution	\$78.96		
			<i>Account Subtotals</i>	\$3,375.11	\$0.00	
8/31/2017			<i>Account Net Change</i>			\$3,375.11
8/31/2017			<i>Account Ending Balance</i>			\$33,211.76
1-5131-03						
Account: 1-5131-03 (Payroll Taxes-Animal)						
8/1/2017			<i>Account Beginning Balance</i>			\$97,026.26
8/4/2017	11506-80	Payroll	Payroll Taxes	\$727.40		
8/4/2017	11506-87	Payroll	Payroll Taxes	\$6,233.88		
8/18/2017	11543-77	Payroll	Payroll Taxes	\$698.06		
8/18/2017	11543-84	Payroll	Payroll Taxes	\$6,323.50		
			<i>Account Subtotals</i>	\$13,982.84	\$0.00	
8/31/2017			<i>Account Net Change</i>			\$13,982.84
8/31/2017			<i>Account Ending Balance</i>			\$111,009.10
1-5131-10						
Account: 1-5131-10 (Payroll Taxes-Veterinary)						
8/1/2017			<i>Account Beginning Balance</i>			\$11,292.21
8/4/2017	11506-88	Payroll	Payroll Taxes	\$920.89		
8/18/2017	11543-85	Payroll	Payroll Taxes	\$595.82		
			<i>Account Subtotals</i>	\$1,516.71	\$0.00	
8/31/2017			<i>Account Net Change</i>			\$1,516.71
8/31/2017			<i>Account Ending Balance</i>			\$12,808.92
1-5153-03						
Account: 1-5153-03 (Retirement Contribution-Animal)						
8/1/2017			<i>Account Beginning Balance</i>			\$28,859.42
8/4/2017	11506-24	Payroll	08/04/2017 retirement match	\$120.87		
8/4/2017	11506-30	Payroll	08/04/2017 retirement match	\$1,996.39		
8/18/2017	11543-24	Payroll	08/18/2017 retirement match	\$157.59		
8/18/2017	11543-30	Payroll	08/18/2017 retirement match	\$2,021.30		

16/

Fresno's Chaffee Zoo Corporation General Ledger Report August 2017

Date	Trans.	Journal	Reference	Debit Amount	Credit Amount	Balance
Account: 1-5153-03 (Retirement Contribution-Animal)						
			<i>Account Subtotals</i>	\$4,296.15	\$0.00	
8/31/2017			<i>Account Net Change</i>			\$4,296.15 ✓
8/31/2017			<i>Account Ending Balance</i>			<u>\$33,155.57</u>
1-5153-10						
Account: 1-5153-10 (Retirement Contribution-Veterinary)						
8/1/2017			<i>Account Beginning Balance</i>			\$4,225.71
8/4/2017	11506-31	Payroll	08/04/2017 retirement match	\$224.01		
8/18/2017	11543-31	Payroll	08/18/2017 retirement match	\$224.01		
			<i>Account Subtotals</i>	\$448.02	\$0.00	
8/31/2017			<i>Account Net Change</i>			\$448.02 ✓
8/31/2017			<i>Account Ending Balance</i>			<u>\$4,673.73</u>
1-5165-03						
Account: 1-5165-03 (Salaries-Animal)						
8/1/2017			<i>Account Beginning Balance</i>			\$1,276,599.88
8/4/2017	11506-2	Payroll	Salaries	\$9,518.69		
8/4/2017	11506-9	Payroll	Salaries	\$82,201.54		
8/18/2017	11543-2	Payroll	Salaries	\$9,135.07		
8/18/2017	11543-9	Payroll	Salaries	\$83,373.02		
			<i>Account Subtotals</i>	\$184,228.32	\$0.00	
8/31/2017			<i>Account Net Change</i>			\$184,228.32 ✓
8/31/2017			<i>Account Ending Balance</i>			<u>\$1,460,828.20</u>
1-5165-10						
Account: 1-5165-10 (Salaries-Veterinary)						
8/1/2017			<i>Account Beginning Balance</i>			\$147,651.89
8/4/2017	11506-10	Payroll	Salaries	\$12,037.88		
8/18/2017	11543-10	Payroll	Salaries	\$7,788.56		
			<i>Account Subtotals</i>	\$19,826.44	\$0.00	
8/31/2017			<i>Account Net Change</i>			\$19,826.44 ✓
8/31/2017			<i>Account Ending Balance</i>			<u>\$167,478.33</u>
1-5191-00						

Fresno's Chaffee Zoo Corporation General Ledger Report August 2017

Date	Trans.	Journal	Reference	Debit Amount	Credit Amount	Balance
Account: 1-5191-00 (Utilities Gas & Electric)						
8/1/2017						\$361,873.14
			<i>Account Beginning Balance</i>			
8/10/2017	11530-23	Accounts Payable	P G & E-Service thru 6/21-7/20/17	\$37.26		
8/10/2017	11530-25	Accounts Payable	P G & E-Service thru 6/22-7/21/17	\$52.45		
8/10/2017	11530-27	Accounts Payable	P G & E-Service thru 6/22-7/21/17	\$135.70		
8/20/2017	11562-157	Accounts Payable	P G & E-Services thru 7/6-8/3/17	\$56,739.70 ✓		
8/20/2017	11562-159	Accounts Payable	P G & E-Service thru 7/6-8/3/17	\$8,016.50 ✓		
8/20/2017	11562-169	Accounts Payable	P G & E-Service thru 7/7-8/7/17	\$1,140.85 ✓		
			<i>Account Subtotals</i>	\$66,122.46 ✓	\$0.00	
8/31/2017			<i>Account Net Change</i>			\$66,122.46
8/31/2017			<i>Account Ending Balance</i>			\$427,995.60
1-5200-03						
Account: 1-5200-03 (Workers Comp-Animal)						
8/1/2017						\$104,484.36
			<i>Account Beginning Balance</i>			
8/4/2017	11506-102	Payroll	Workers Comp	\$889.80		
8/4/2017	11506-109	Payroll	Workers Comp	\$7,496.00		
8/18/2017	11543-99	Payroll	Workers Comp	\$846.43		
8/18/2017	11543-106	Payroll	Workers Comp	\$7,595.96		
			<i>Account Subtotals</i>	\$16,828.19	\$0.00	
8/31/2017			<i>Account Net Change</i>			\$16,828.19 ✓
8/31/2017			<i>Account Ending Balance</i>			\$121,312.55
1-5200-10						
Account: 1-5200-10 (Workers Comp-Veterinary)						
8/1/2017						\$12,255.03
			<i>Account Beginning Balance</i>			
8/4/2017	11506-110	Payroll	Workers Comp	\$1,114.67		
8/18/2017	11543-107	Payroll	Workers Comp	\$723.33		
			<i>Account Subtotals</i>	\$1,838.00	\$0.00	
8/31/2017			<i>Account Net Change</i>			\$1,838.00 ✓
8/31/2017			<i>Account Ending Balance</i>			\$14,093.03
8/1/2017						\$2,528,281.93
			<i>Grand Total Beginning Balance</i>			
8/31/2017						\$382,112.15
			<i>Grand Total Net Change</i>			
8/31/2017						\$2,910,394.08
			<i>Grand Total Ending Balance</i>			

THE HAY COMPANY
10470 E. McKINLEY
SANGER, CA 93657
(559) 251-2981

503-03
VJ

CUSTOMER P.O. NUMBER _____ DATE July 14 20 17

NAME Chaptee Zoo

ADDRESS _____

CITY _____

SOLD BY _____ CASH _____ CHARGE / CUSTOMER ACCOUNT # _____

QUAN.	DESCRIPTION	PRICE	AMOUNT
4	Asa	12.70	51.80
4	Asa	13.00	52.00
8	Asa	19.75	159.60
12	Asa	12.95	155.40
4	Asa	13.00	52.00
50	Asa	12.95	647.50
4	Asa	19.75	79.80
2	Asa	12.40	24.80
1	Asa		9.36
1	Asa		11.05
4	Asa		19.60
		TAX	
		TOTAL	

Cont
5/14/17
Brush Stoull

TERMS: Bills are due and payable on the 10th of the month. PAST DUE bills are subject to 1 1/2% interest per month. (ANNUAL RATE 18%)

INVOICE

No. 144309 Rec'd By Del by Steve + Mia

THE HAY COMPANY
10470 E. McKINLEY
SANGER, CA 93657
(559) 251-2981

CUSTOMER P.O. NUMBER _____ DATE July 14 20 17

NAME Chaptee Zoo

ADDRESS _____

CITY _____

SOLD BY _____ CASH _____ CHARGE / CUSTOMER ACCOUNT # _____

QUAN.	DESCRIPTION	PRICE	AMOUNT
2	Asa	36.45	73.96
1	Asa		19.90
2	Asa	34.50	69.00
		TAX	
		TOTAL	

Delivering
200.00
503-03 00327
130.05
1760.72

TERMS: Bills are due and payable on the 10th of the month. PAST DUE bills are subject to 1 1/2% interest per month. (ANNUAL RATE 18%)

INVOICE

No. 144310 Rec'd By Del by Steve + Mia

503-030 1634.15 (5173-0315.75)

VALLEY PRODUCE, INC.

Sold to *Juanita Chaffin Zoo*

Date *7/18/17*

P.O. BOX 11664, FRESNO, CALIFORNIA 93774

PHONE (559) 237-3328

e-mail: valleypro@comcast.net

FAX (559) 237-5611

No. C 233521

✓	QUAN.	ITEM	PRICE	AMOUNT	✓	QUAN.	ITEM	PRICE	AMOUNT	✓	QUAN.	ITEM	PRICE	AMOUNT
		Broccoli Florets												
✓	10	BROCCOLI Crown /18ct	1850	18500	✓	16	EGGS 15/10oz	1200	19200	✓	6	CARROTS 50# 25#	13000	78000
✓	2	CAULIFLOWER	300	600	✓	2	Collard Green 23"	4600	9200			Grabits 100/200 ct		
		CELERY			✓	3	KALE	1475	4425			48/1# Carrot		
		CABBAGE white			✓	5	LEEKS	200	1000			Baby Carrot		
		CABBAGE red					CORN					Pinto Beans #100		
		CILANTRO					HERBS			✓	8	FROZ Veggies	3800	30400
		SPRING MIX 3#					Basil					J. Yel. Onions		
✓	2	FROZ Corn	950	1900			Chives			✓	2	Butternut Squash	400	800
		LETTUCE					Mint					Potatoes		
✓	3	Green Leaf	1500	4500			Rosemary					10/5 Russet		
✓	2	Red Leaf	1500	3000			Thyme					5/10 Russet		
✓	17	Romaine	1500	25500	✓	2	Quarts Flav Yogurt	1750	3500			Ctn. Russet		
		SPINACH 2 1/2 #					Apples					Red Potatoes ___ sz		
✓	3	EGGPLANT			✓	7	Apples Red (80% rip) 25	17150	120050	✓	2	ACORN Squash	400	800
✓	3	Chard	1775	5325	✓	1	Apples Sliced 100/200			✓	7	YAMS Med Jumbo	2300	16100
✓	1	PARSLEY Flat / Curly			✓	1	Cactus PADS	2375	2375			Jicama Jumbo		
✓	1	Parsnips 20#	3875	3875			Oranges			✓	45	Sweet Potato 20#	2050	92250
		GREEN ONIONS					Lemons			✓	15	CUCUMBERS	1050	15750
		RADDISH					Limes					SQUASH Spaghetti	200	200
✓	10	GREEN BEANS 1/2"	2800	28000	✓	7	Banana's	15400	107800	✓	1	Med. I.T. Squash	1600	1600
✓	1	ASPARAGUS					Raspberries			✓	1	Yellow Squash		
✓	1	Jurnip greens	1975	1975			Blueberries			✓	1	Jurnip	1975	1975
✓	1	BELL PEPPER Green	2975	2975			Blackberries			✓	3	Avocado (Ripe)	450	1350
		BELL PEPPER Red					GRAPES Red 18#	2800	28000	✓	1	Avocado (Firm)		
		Chili Jalapeno					GRAPES Lunch Bunch			✓	1	Garlic (5# Peeled)		
		Chili Tomatillo					pears Pam Cooking Spray	575	575			Garlic -(Whole)		
		Chili Long Grn/Pasilla					Mango's	1500	15000			Blondillon Gril	2125	21250
✓	2	Black cheese 350	700	1400	✓	5	Nectarines	450	2250	✓	1	TOMATOES LL	2050	2050
		Alfalfa Sprouts 1#/4oz			✓	1	Papaya 1 CASE	2150	21500			ROMA TOMATOES		
		Bean Sprouts					Peach					GRAPE TOMATOES		
		Cole Slaw (white cabbage)					Pear					CHERRY TOMATOES		
		Cabbage Shred Red			✓	2	Pineapple	200	600			Curly Endive	3125	31250
✓	5	Carrot Shred 1-ctn	650	3250	✓	4	Plum			✓	1	Beets 25#	1600	1600
		Carrot Sticks 2/4			✓	7	Strawberry	800	5600			MUSHROOMS (sliced)		
		Celery Sticks 2/4			✓	7	Kiwi	840	5880			Button Mushroom		
		Yel. Onions Sliced/Diced					MELON					Medium Mushroom	1450	14500
		Red Onions Sliced/Diced					Cantaloupe					Babella Mushroom		
		Tossed Salad / SC					Honeydew					oz. Mushroom		
		Shred Lettuce			✓	5	Watermelon #							
		Cabbage/Romaine Blend												

1,639.90
5.75 =
Total [2 items]
1,634.15 ✓

ORDER FILLED BY _____ DELIV. BY _____ REC'D IN GOOD ORDER BY _____

VALLEY PRODUCE, INC.

P.O. BOX 11664, FRESNO, CALIFORNIA 93774
 e-mail: valleypro@comcast.net

Sold to Jesus Chaffu Zoo Date 7/11/17
 PHONE (559) 237-3326 No. C 233494
 FAX (559) 237-5611

5103-0317 1,457.80 5173-0340 193-8378

✓	QUAN.	ITEM	PRICE	AMOUNT	✓	QUAN.	ITEM	PRICE	AMOUNT	✓	QUAN.	ITEM	PRICE	AMOUNT
		Broccoli Florets												
		BROCCOLI Crown /18ct					EGGS 15/doz	1200	2			CARROTS 50# / 25#	2300	4600
✓	4	CAULIFLOWER	600	2400	✓	10	Endive Cnt	3925				Grabits 100/200 ct		
		CELERY			✓	3	KALE	1700	5100			48/1# Carrot		
		CABBAGE white			✓	5	LEEKS	1000				Baby Carrot		
		CABBAGE red			✓	10	CORN	2025				Pinto Beans #100		
		CILANTRO					HERBS			✓	3	Chard	1775	5325
		SPRING MIX 3#					Basil					J. Yel. Onions		
✓	24	Apple Juice	1850				Chives					Red Onions		
		LETTUCE					Mint			✓	1	Catnip Pads	1875	
✓	4	Green Leaf	1500	6000			Rosemary					Potatoes		
✓	30	Red Leaf	1600	4800			Thyme					10/5 Russet		
✓	7	Romaine	1650	11550	✓	4	Hal. whole Milk	1400				5/10 Russet		
		SPINACH 2 1/2 #			✓	8	Apples	2750	22000			Ctn. Russet		
		EGGPLANT					Apples					Red Potatoes ___ sz		
✓	1	Turnip Greens	225				Apples Sliced 100/200			✓	6	Froz Veggies	2850	
		PARSLEY Flat / Curly			✓	2	Quarts Flav. Yogurt	700				YAMS Med / Jumbo		
✓	1	Randillon	315				Oranges					Jicama		
		GREEN ONIONS					Lemons			✓	2	Haropriat	400	
		RADDISH					Limes			✓	15	CUCUMBERS	1350	
✓	10	GREEN BEANS w/4	2250		✓	7	Banana's	15400		✓	2	collard Greens	2275	4550
		ASPARAGUS					Raspberries					SQUASH		
✓	2/11	Black chesse	640	1280	✓	6	Blueberries	1200	7200			Med. I.T. Squash	1700	3400
✓	1	BELL PEPPER Green	2400				Blackberries					Yellow Squash		
		BELL PEPPER Red					GRAPES Red			✓	5	Sweet Potato	9750	
✓	1	Chili Jalapeno	90				GRAPES Lunch Bunch			✓	3	Avocado (Ripe)	450	
		Chili Tomatillo					Mango's					Avocado (Firm)		
		Chili Long Grn/Pasilla					Nectarines					Garlic (5#Peeled)		
✓	1	Bot Sugar Free Jello	225				Papaya (6)	1200	7200	✓	2	Bot Raisins 3/4	650	
		Alfalfa Sprouts 1#/4oz			✓	6	Peach 5#	450	2700	✓	1	TOMATOES LL	2050	
		Bean Sprouts			✓	5	Pear					ROMA TOMATOES		
		Cole Slaw(white cabbage)					Pineapple	1200				GRAPE TOMATOES		
		Cabbage Shred Red			✓	4	Plum					CHERRY TOMATOES		
✓	5	Carrot Shred / Coin	650		✓	4	Strawberry	900	3600			MUSHROOMS (sliced)		
		Carrot Sticks 2/4					MELON					Mushroom		
		Celery Sticks 2/4					Cantaloupe 2 cans	4				Mushroom	400	
		Yel. Onions Sliced/Diced			✓	10	Honeydew (4)	16				Mushroom		
		Red Onions Sliced/Diced			✓	4	Watermelon #	30				Mushroom		
		Tossed Salad / SC					Brook Stroll					Mushroom		
		Shred Lettuce										Mushroom		
		Cabbage/Romaine Blend										Mushroom		

1,461.80 -
 4.00 =
 Total [2 items] 1,457.80 ✓

1461.80

THANK YOU

TERMS: NET CASH - A FINANCE CHARGE OF 1 1/2 % PER MONTH (18% PER YEAR) WILL BE CHARGED
 ALL CLAIMS FOR RETURN OF GOODS MUST BE MADE WITHIN 24 HOURS AFTER RECEIPT OF MER

VALLEY PRODUCE, INC.

P.O. BOX 11664, FRESNO, CALIFORNIA 93774
e-mail: valleypro@comcast.net

Sold to *Juana Chaffin Zoo*

Date *7/25/17*

PHONE (559) 237-3328
FAX (559) 237-5611

No. C 233544

✓	QUAN.	ITEM	PRICE	AMOUNT	✓	QUAN.	ITEM	PRICE	AMOUNT	✓	QUAN.	ITEM	PRICE	AMOUNT
		Broccoli Florets												
✓	10	BROCCOLI Crown 18ct		1850	✓	10	EGGS 15/doz		1200	✓	4	CARROTS 50# 1-25#	2300	9200
✓	(4)	CAULIFLOWER		300	✓	(2)	Qt Flv Yogurt		700			Grabits 100/200 ct		
		CELERY			✓	3	KALE		4500			48/1# Carrot		
		CABBAGE white			✓	(5)	LEEEKS		1000			Baby Carrot		
		CABBAGE red					CORN					Pinto Beans #100		
		CILANTRO					HERBS				✓	(6)	Froz. Veggies	2850
		SPRING MIX 3#					Basil					J. Yel. Onions		
✓	3	Chard	1875	5625			Chives					Red Onions		
		LETTUCE					Mint				✓	1	Potatoes Russet 20 ¹⁵	20 ¹⁵
✓	3	Green Leaf	1600	4800			Rosemary					Potatoes		
✓	3	Red Leaf	1600	4800			Thyme					10/5 Russet		
✓	18	Romaine	1600	28800	✓	2/1	Block Cheese		300			5/10 Russet		
		SPINACH 2 1/2 #			✓	9	Apples 7/100 red		18900			Ctn. Russet		
		EGGPLANT					Apples					Red Potatoes ___ sz		
✓	2	Collard Greens 24 ¹⁰		4800			Apples Sliced 100/200			✓	5	J.B. Sweet Potato	2650	13250
		PARSLEY Flat / Curly			✓	(2)	Grapfruit		200	✓	5	YAMS Med/ Jumbo	2250	4500
✓	1	Jurnip	2400	2400	✓	11	Oranges 1 can 1 ¹		3400			Jicama		
		GREEN ONIONS			✓	3	Lemons		300			CUCUMBERS		1350
		RADDISH					Limes				✓	15		
✓	10	GREEN BEANS		2400	✓	7	Banana's		15400			SQUASH ACORN		600
		ASPARAGUS					Raspberries			✓	(3)	Med. I.F. Squash Spag.		200
✓	1	Dandelion Green	335	335	✓	(6)	Blueberries		1200	✓	(1)	Yellow Squash Butternut		200
✓	1	BELL PEPPER Green		3100	✓	10	Blackberries		2800	✓	(1)	SQUASH 25#		1600
		BELL PEPPER Red					GRAPES Red			✓	(3)	Avocado (Ripe)		450
		Chili Jalapeno					GRAPES Lunch Bunch					Avocado (Firm)		
		Chili Tomatillo			✓	1	Dried Figs 5 ¹		3300			Garlic (5# Peeled)		
		Chili Long Grn/Pasilla			✓	2	Mango's 2 cans		2000			Garlic -(Whole)		
✓	1	Curly Endive	3775	3775	✓	(3)	Nectarines					TOMATOES 25#		1975
		Alfalfa Sprouts 1#/4oz			✓	(4)	Papaya		360	✓	1	ROMA TOMATOES		
		Bean Sprouts			✓	10	Peach		2850			GRAPE TOMATOES		
		Cole Slaw (white cabbage)			✓	(3)	Pear Red 40/45		900			CHERRY TOMATOES		
✓	8	Cabbage Shred Red		650	✓	(4)	Pineapple		300	✓	5	Sunflower Seeds		1600
		Carrot (Shred) 1 Coir			✓	(5)	Plum		500	✓	1	JAP PEANUT BUTTER		950
		Carrot Sticks 2/4					Strawberry					MUSHROOMS (sliced)		6402
		Celery Sticks 2/4					Kiwi					Button Mushroom		
		Yel. Onions Sliced/Diced			✓	(14)	MELON		2660			Medium Mushroom		1950
		Red Onions Sliced/Diced			✓	(3)	Cantaloupe		900	✓	10	Portabella Mushroom		
		Tossed Salad / SC			✓	(5)	Honeydew		3000			12/8 oz. Mushroom		
		Shred Lettuce					Watermelon #							
		Cabbage/Romaine Blend												

ORDER FILLED BY

DELIV. BY

REC'D IN GOOD ORDER BY

20178 Page 48 of 63

503-030327

TOTAL

THANK YOU

TERMS: NET CASH - A FINANCE CHARGE OF 1 1/2 % PER MONTH (18% PER YEAR) WILL BE CHARGED ON PAST DUE ACCOUNTS.
ALL CLAIMS FOR RETURN OF GOODS MUST BE MADE WITHIN 24 HOURS AFTER RECEIPT OF MERCHANDISE.

MZ



REMIT TO
 NEWCO DISTRIBUTORS INC.
 PO BOX 1449
 RANCHO CUCAMONGA, CA 91730
 510-300-3330 Fax 909-291-2241

5003-032

INVOICE



S100690273.001

BILL TO # 14132	SHIP TO # 14132
FRESNO CHAFFEE ZOO 894 W BELMONT AVE FRESNO FRESNO, CA 93728 559-492-4435	FRESNO CHAFFEE ZOO 894 W BELMONT AVE FRESNO FRESNO, CA 93728 559-492-4435

SHIP DATE:	06/21/2017
CUSTOMER PO:	
ORDERED BY:	BROOKE STOWELL
INVOICE TOTAL:	2,285.61

CSR	SALESPERSON	DRIVER	SHIP VIA	TERMS	PAYMENT DUE
AUDREY SHORT	BRUCK REINBACH	(cgrimm)	428-635	CREDIT CARD	06/21/2017

ITEM	DESCRIPTION	MFG	DATE	LOT	ORD QTY	SHIP QTY	NET	EXTENDED
5649	MAZURI ADF 25 HERBIVORE 50LB	5ZZZ		02/22/17	79ea	79ea	26.34	2080.86
5649	MAZURI ADF 25 HERBIVORE 50LB	5ZZZ		01/10/17	1ea	1ea	26.34	26.34
100062	DROP CHARGE	000000			1ea	1ea	9.50	9.50

Tracking Numbers
4

2017-8 Page 49 of 63

Brooke Stowell

Past Due invoices may be subject to 2% late charge.

SUBTOTAL	2116.70
DELIVERY CHARGES	0.00
TAX	168.91
PAYMENTS	0.00
AMOUNT DUE	2285.61

5003-03 0032

LayneLabs

Natural Diets For Pets & Wildlife

4303 Huasna Rd.
Arroyo Grande, CA 93420

INVOICE

DATE 8/7/2017

INVOICE 105366

5003-03

CUSTOMER Chaffee Zoo 894 W. Belmont Ave. Fresno, CA 93728

PHONE	
TRACKING	779870103140
ORDER REF	
TERMS	Net 030

ORDERED	SKU	DESCRIPTION	RATE	EXTENDED
1,500	MF0000	Frozen Mice - 1-Day-Old	0.25	375.00
500	MF5000	Frozen Mice - Hoppers	0.35	175.00
500	MF8000	Frozen Mice - Large	0.70	350.00
200	RF08000	Frozen Rats - Large	2.75	550.00
3	LAYNE LAB...	Freight	54.99	164.97



LayneLabs.com
Orders@LayneLabs.com
805-474-1354

*5003-03
0032*

Subtotal:	\$1,614.97
Sales Tax: (7.5%)	\$108.75
Total Cost:	\$1,723.72
Payments:	\$0.00

M2

BALANCE DUE: \$1,723.72

VALLEY PRODUCE, INC.

P.O. BOX 11664, FRESNO, CALIFORNIA 93774
e-mail: valleypro@comcast.net

Sold to *Fresh Chapter Zoo*

PHONE (559) 237-3328
FAX (559) 237-5611

Date *8/8/17*

No. C 244684

5003-0305

✓	QUAN.	ITEM	PRICE	AMOUNT	✓	QUAN.	ITEM	PRICE	AMOUNT	✓	QUAN.	ITEM	PRICE	AMOUNT
		Broccoli Florets												
✓	(4)	BROCCOLI Crown /18ct			✓	(6)	EGGS 15/doz	200	1200	✓	6	CARROTS (50# / 25#)	300	1800
		CAULIFLOWER		600								Grabits 100/200 ct		
		CELERY					KALE					48/1# Carrot		
		CABBAGE white			✓	(5)	LEEKS	200	1000			Baby Carrot		
		CABBAGE red			✓	(12)	CORN	50	600			Pinto Beans #100		
		CILANTRO					HERBS			✓	1	Black Cheese		350
		SPRING MIX 3#					Basil					J. Yel. Onions		
✓	3 case	chard	1875	5625			Chives					Red Onions		
		LETTUCE					Mint			✓	1	25# Beets		975
✓	4 case	Green Leaf	1550	6200			Rosemary					Potatoes		
✓	3 case	Red Leaf	1550	4650			Thyme					10/5 Russet		
✓	20 case	Romaine	1650	33000	✓	2	Quarts Flav Yogurt		750			5/10 Russet		
		SPINACH 2 1/2 #					Apples					Ctn. Russet		
		EGGPLANT			✓	7	Apples 113 Fuji	2400	16800			Red Potatoes ___ sz		
✓	2 case	collard Green	2375	4750			Apples Sliced 100/200			✓	1	Curly Endive	3200	3200
		PARSLEY Flat / Curly			✓	2	Shap Fruit		200	✓	3	YAMS (Med/ Jumbo)	31	9300
✓	1 case	Squash	2375				Oranges					Jicama in shell		
		GREEN ONIONS			✓	2	Lemons		280	✓	50	Mixed Nut (on order)		
		RADDISH					Limes			✓	15	CUCUMBERS		1200
✓	10 case	GREEN BEANS	150	1500	✓	3	Banana's	2200	6600	✓	1	Spaghetti Squash		200
		ASPARAGUS					Raspberries			✓	1	SQUASH Butternut		200
✓	1 case	Randellion Beans	2800		✓	(6)	Blueberries		1050	✓	2	Med. I.T. Squash		3000
✓	1 case	BELL PEPPER Green	2100				Blackberries					Yellow Squash		
		BELL PEPPER Red					GRAPES Red			✓	1	5# Black Eyed Pea		950
✓	1 case	Chili Jalapeno	404	2400			GRAPES Lunch Bunch			✓	(3)	Avocado (Ripe)		600
		Chili Tomatillo			✓	2	Kiwi		200			Avocado (Firm)		
		Chili Long Grn/Pasilla			✓	10	Mango's 1 case		1500			Garlic (5#Peeled)		
✓	5#	Almonds 100 soft washed	700	3500			Nectarines					Garlic -(Whole)		
		Alfalfa Sprouts 1#/4oz			✓	(3)	Papaya		900	✓	1	Peanut Butter		950
		Bean Sprouts			✓	4	Peach (or Stone Fruit)		500	✓	1	TOMATOES		2900
		Cole Slaw (white cabbage)					Pear					ROMA TOMATOES		
		Cabbage Shred Red			✓	(3)	Pineapple		900			GRAPE TOMATOES		
		Carrot Shred / Coin					Plum					CHERRY TOMATOES		
		Carrot Sticks 2/4			✓	(4)	Strawberry		800	✓	1	Dry Milk		1475
		Celery Sticks 2/4					MELON					MUSHROOMS (sliced)		
		Yel. Onions Sliced/Diced			✓	(7)	Cantaloupe		1190			Button Mushroom		
		Red Onions Sliced/Diced			✓	(3)	Honeydew		825			Medium Mushroom		
		Tossed Salad / SC			✓	(3)	Watermelon #		1800			Portabella Mushroom		
		Shred Lettuce			✓	(3)						12/8 oz. Mushroom		
		Cabbage/Romaine Blend												

ORDER FILLED BY

DELIV. BY

READ IN GOOD ORDER

C.O.D.

5003-03032

TOTAL

1455.45

TERMS: NET CASH - A FINANCE CHARGE OF 1 1/2 % PER MONTH (18% PER YEAR) WILL BE CHARGED ON PAST DUE ACCOUNTS.
ALL CLAIMS FOR RETURN OF GOODS MUST BE MADE WITHIN 24 HOURS AFTER RECEIPT OF MERCHANDISE.

THANK YOU

VALLEY PRODUCE, INC.

P.O. BOX 11664, FRESNO, CALIFORNIA 93774
 e-mail: valleypro@comcast.net

Sold to

Franco Chaffee 200

Date

8-1-17

PHONE (559) 237-3328

FAX (559) 237-5611

No. C

244655

✓	QUAN.	ITEM	PRICE	AMOUNT	✓	QUAN.	ITEM	PRICE	AMOUNT	✓	QUAN.	ITEM	PRICE	AMOUNT
		Broccoli Florets												
		BROCCOLI Crown /18ct			X (6)	EGGS 15/doz		1200		X 3	CARROTS (50#/ 25#)		2200	2600
X (4)		CAULIFLOWER		500	X 2	GT FAV. Yogurt		750			Grabits 100/200 ct			
		CELERY			X 2	KALE		1375			48/1# Carrot			
		CABBAGE white			X (5)	LEEKs		1000			Baby Carrot			
		CABBAGE red				CORN					Pinto Beans #100			
		CILANTRO				HERBS								
		SPRING MIX 3#				Basil					J. Yel. Onions			
X 3		Swiss Chard		5625		Chives					Red Onions			
		LETTUCE				Mint								
X 2		Green Leaf		3400		Rosemary					Potatoes			
X 2		Red Leaf		3600		Thyme					10/5 Russet			
X 12		Romaine		21600	X 1	Parsnips		3950			5/10 Russet			
		SPINACH 2 1/2 #			X 4	Apples 72/ Red		2800			Ctn. Russet			
		EGGPLANT			X 2	Apples Fuji		4800			Red Potatoes ___ sz			
X 2		Collard Greens		4600	X 2	Apples Sliced 100/200				X 2	Catus Poda.		4100	
		PARSLEY Flat / Curly			X 5	# Kiwi		600		X 3	YAMS (Med/ Jumbo)		7400	
X 1		Turnip Greens		2200	X 1	Oranges 72ct		2900			Jicama			
		GREEN ONIONS				Lemons				X 1	Beets		2125	
		RADDISH				Limes				X 15	CUCUMBERS		1350	
X 10		GREEN BEANS loose		1700	X 2	Banana's		4400		X (3)	Butternut Squash		600	
		ASPARAGUS				Raspberries				X (3)	SQUASH ACORN		600	
X 1		Candilion Beans		2975	X (6)	Blueberries		1200		X 1	Med. I.T. Squash		1600	
X 1		BELL PEPPER Green		2550		Blackberries					Yellow Squash			
		BELL PEPPER Red			X 2	GRAPES Red		2910		5600				
X 1		Chili Jalapeno		90	X 2	GRAPES Lunch Bunch				X (3)	Avocado (Ripe)		450	
		Chili Tomatillo			X 2	# Grapefruit		180			Avocado (Firm)			
		Chili Long Grn/Pasilla			X 1	Mango's		1000			Garlic (5#Peeled)			
X 1		Curly Endive		3975		Nectarines					Garlic -(Whole)			
		Alfalfa Sprouts 1#/4oz			X (3)	Papaya		750		X 5	Peanuts No salt IN shell		300	1500
		Bean Sprouts			X 4	Peach		4800		X 1	TOMATOES			2050
		Cole Slaw(white cabbage)			X 1	Pear 60ct		3750			ROMA TOMATOES			
		Cabbage Shred Red			X (3)	Pineapple		900			GRAPE TOMATOES			
		Carrot Shred / Coin				Plum					CHERRY TOMATOES			
		Carrot Sticks 2/4			X (4)	Strawberry		800		X 8	Froz Veggie (2.8oz)		38	
		Celery Sticks 2/4												
		Yel. Onions Sliced/Diced				MELON					MUSHROOMS (sliced)			
		Red Onions Sliced/Diced				Cantaloupe					Button Mushroom			
		Tossed Salad / SC				Honeydew				X 10	Medium Mushroom		195	
		Shred Lettuce				Watermelon #					Portabella Mushroom			
		Cabbage/Romaine Blend									12/8 oz. Mushroom			

ORDER FILLED BY

DELIV. BY

REC'D IN GOOD ORDER BY

I.C.O.D.

50303032

TOTAL

135915

TERMS: NET CASH - A FINANCE CHARGE OF 1 1/2 % PER MONTH (18% PER YEAR) WILL BE CHARGED ON PAST DUE ACCOUNTS. ALL CLAIMS FOR RETURN OF GOODS MUST BE MADE WITHIN 24 HOURS AFTER RECEIPT OF MERCHANDISE.

MZ

VALLEY PRODUCE, INC.

P.O. BOX 11664, FRESNO, CALIFORNIA 93774
e-mail: valleypro@comcast.net

Sold to

5003-036y
Fresno Chapter 200 Date *8-22-17*

PHONE (559) 237-3328
FAX (559) 237-5611

No. C 245343

✓	QUAN.	ITEM	PRICE	AMOUNT	✓	QUAN.	ITEM	PRICE	AMOUNT	✓	QUAN.	ITEM	PRICE	AMOUNT
		Broccoli Florets			✓	5	# Peanuts <i>FN SALT NO-SALT</i>	1500						
		BROCCOLI Crown /18ct			✓	16	EGGS 15/doz	1200		✓	16	CARROTS 50# / 25#	2375	1425
✓	5	CAULIFLOWER		750								Grabits 100/200 ct		
		CELERY			✓	3	KALE	1475	4425			48/1# Carrot		
		CABBAGE white			✓	5	LEEEKS	200	1000			Baby Carrot		
		CABBAGE red					CORN					Pinto Beans #100		
		CILANTRO					HERBS			✓	1	25# Buts		2325
		SPRING MIX 3#					Basil					J. Yel. Onions		
✓	1	<i>more Catus Pads</i>		2375			Chives			✓	1	Red Onions		
		LETTUCE					Mint					<i>Dandelion Herbs</i>		2650
✓	4	Green Leaf	1575	6300			Rosemary					Potatoes		
✓	30	Red Leaf	1575	4725			Thyme					10/5 Russet		
✓	20	Romaine	1575	31500	✓	2	Qts Flav. Yogurt	700				5/10 Russet		
		SPINACH 2 1/2.#					Apples					Ctn. Russet		
		EGGPLANT			✓	17	Apples 113 Red	2180	18200			Red Potatoes ___ sz	2700	
✓	3	chard	1875	5625			Apples Sliced 100/200			✓	3	Sweet Potato (Jumbo)		8100
		PARSLEY Flat / Curly			✓	1	Block cheese	350		✓	3	YAMS (Med) Jumbo	2700	8100
✓	2	Collard Green	2475	4950	✓	1	Oranges 72/88	3400				Jicama		
		GREEN ONIONS					Lemons			✓	1	Jurnip		2975
		RADDISH					Limes			✓	15	CUCUMBERS		900
✓	10	GREEN BEANS		2000	✓	5	Banana's	2200	11000	✓	5	# WALNUTS <i>NO SALT NO SHEL</i>		3500
		ASPARAGUS					Raspberries			✓	2	SQUASH ACORN		400
✓	1	Curly Endive	3200	3200	✓	6	Blueberries	1200		✓	20	Med. I.T. Squash	1800	3600
✓	1	BELL PEPPER Green	1700	1700			Blackberries					Yellow Squash		
		BELL PEPPER Red			✓	1	GRAPES Red	2800		✓	2	Butternut Squash		400
		Chili Jalapeno			✓	1	GRAPES Lunch Bunch			✓	3	Avocado (Ripe)		750
		Chili Tomatillo			✓	5	# Kiwi	600				Avocado (Firm)		
		Chili Long Grn/Pasilla			✓	2	Mango's	1050	2100			Garlic (5#Peeled)		
✓	1	Jurnip Green	2175	2175			Nectarines					Garlic -(Whole)		
		Alfalfa Sprouts 1#/4oz			✓	3	Papaya	900		✓	1	Spagheti Squash		200
		Bean Sprouts			✓	54	Peach	280		✓	1	TOMATOES		2350
		Cole Slaw (white cabbage)			✓	10	Pear 135ct	200				ROMA TOMATOES		
		Cabbage Shred Red			✓	3	Pineapple	1050				GRAPE TOMATOES		
		Carrot Shred / Coin					Plum					CHERRY TOMATOES		
		Carrot Sticks 2/4			✓	4	Strawberry	900		✓	1	3oz Veggie 20		3375
		Celery Sticks 2/4					MELON			✓	1	3oz Veggie 20		450
		Yel. Onions Sliced/Diced					Cantaloupe	1450				MUSHROOMS (sliced)		
		Red Onions Sliced/Diced			✓	9	Honeydew	900		✓	10	Button Mushroom		
		Tossed Salad / SC			✓	3	Watermelon #	1800				Medium Mushroom		1950
		Shred Lettuce			✓	3						Portabella Mushroom		
		Cabbage/Romaine Blend										12/8 oz. Mushroom		

ORDER FILLED BY

DELIV. BY

REC'D IN GOOD ORDER BY

2017-8 Page 5 of 03

FAIR FOOD

TOTAL ▶

1806.50 ✓

TERMS: NET CASH - A FINANCE CHARGE OF 1 1/2 % PER MONTH (18% PER YEAR) WILL BE CHARGED ON PAST DUE ACCOUNTS.
ALL CLAIMS FOR RETURN OF GOODS MUST BE MADE WITHIN 24 HOURS AFTER RECEIPT OF MERCHANDISE. **5003-03 052** THANK YOU

West Coast Processors

19051 Goldenwest St Ste 106-211
Huntington Beach, CA 92648

*503-03
0125*

Invoice

Date	Invoice #
7/27/2017	14835

Bill To
Fresno Chaffee Zoo 894 W Belmont Ave FRESNO, CA 93728

Ship To
Fresno Chaffee Zoo 894 W Belmont Ave FRESNO, CA 93728

P.O. Number	Terms	Rep	Ship	Via	F.O.B.	Booking Number
SLCFISH001	Net 30	LdA	7/27/2017	Minute...	Delivered	N/A

Quantity	Lot No.	Description	Price Per/Lb.	Amount
1,014.12	170519-001	Frozen Pacific Herring 10 kg Cartons (Food Grade)	0.62	628.75
1,025.17 1	74010 Freight	Frozen Newfoundland Capelin 15 kg Freight	0.78 326.96	799.63 326.96

MZ

Thank you for your business.	Total	<u>\$1,755.34</u> ✓
------------------------------	--------------	---------------------

VALLEY PRODUCE, INC.

P.O. BOX 11664, FRESNO, CALIFORNIA 93774
 e-mail: valleypro@comcast.net

Sold to

PHONE (559) 237-3328
 FAX (559) 237-5611

Date

8/15/17
No. C 244718

503-037

✓	QUAN.	ITEM	PRICE	AMOUNT	✓	QUAN.	ITEM	PRICE	AMOUNT	✓	QUAN.	ITEM	PRICE	AMOUNT
		Broccoli Florets												
✓	1	BROCCOLI Crown/18ct	1850	1850	✓	4	EGGS 15/doz	800	3200	✓	5	CARROTS 50#/25#	2400	12000
✓	2	CAULIFLOWER	240	480								Grabits 100/200 ct		
		CELERY			✓	3	KALE	1600	4800				48/1# Carrot	
		CABBAGE white			✓	3	LEEEKS	200	600				Baby Carrot	
		CABBAGE red			✓	2	CORN	50	100				Pinto Beans #100	
		CILANTRO					HERBS			✓	1	Condition Beans	2850	
		SPRING MIX 3#					Basil					J. Yel. Onions		
✓	3	Sweet Potato	2600	7800			Chives					Red Onions		
✓	2	LETTUCE	180	360			Mint			✓	7	Jalapeno	2375	
		Green Leaf	1600	3200			Rosemary					Potatoes		
		Red Leaf	1600	3200			Thyme					10/5 Russet		
✓	25	Romaine	1600	40000	✓	2	Quarts Flav. Yogurt	700	1400			5/10 Russet		
		SPINACH 2 1/2 #					Apples					Ctn. Russet		
✓	1	EGGPLANT			✓	8	Apples	2900	23200			Red Potatoes sz		
✓	1	Curly Endive	3200	3200	✓	1	Apples Sliced 100/200			✓	1	Parasips	3875	
		PARSLEY Flat / Curly			✓	1	Cheese Block	350	350	✓	1	YAMS Med Jumbo	2600	
		GREEN ONIONS			✓	2	Oranges					Jicama		
		RADDISH			✓	2	Lemons	260	520	✓	5	CUCUMBERS 15#	1350	
✓	10	GREEN BEANS	2000	20000	✓	4	Limes			✓	10	Banana's	8800	88000
		ASPARAGUS			✓	4	Banana's			✓	2	Raspberries	200	400
✓	1	BELL PEPPER Green	1800	1800	✓	6	Blueberries	200	1200	✓	1	Blackberries		
✓	1	BELL PEPPER Red			✓	1	GRAPES Red	2800	2800	✓	1	GRAPES Lunch Bunch		
✓	1	Chili Jalapeno	100	100	✓	1	GRAPES Lunch Bunch			✓	3	Avocado (Ripe)	600	
		Chili Tomatillo			✓	1	Chili Tomatillo			✓	3	Avocado (Firm)		
✓	1	Chili Long Grn/Pasilla			✓	1	Chili Long Grn/Pasilla			✓	3	Garlic (5#Peeled)		
✓	1	Catano Peas	1975	1975	✓	1	Catano Peas			✓	1	Garlic (Whole)		
		Alfalfa Sprouts 1#/4oz			✓	1	Alfalfa Sprouts 1#/4oz			✓	1	Mixed Mushrooms	475	
		Bean Sprouts			✓	1	Bean Sprouts			✓	1	Mixed Mushrooms	475	
		Cole Slaw(white cabbage)			✓	1	Cole Slaw(white cabbage)			✓	1	Mixed Mushrooms	475	
✓	5	Cabbage Shred Red			✓	1	Cabbage Shred Red			✓	1	Mixed Mushrooms	475	
✓	5	Carrot (Shred) Coin	650	3250	✓	1	Carrot (Shred) Coin			✓	1	Mixed Mushrooms	475	
		Carrot Sticks 2/4			✓	1	Carrot Sticks 2/4			✓	1	Mixed Mushrooms	475	
		Celery Sticks 2/4			✓	1	Celery Sticks 2/4			✓	1	Mixed Mushrooms	475	
		Yel. Onions Sliced/Diced			✓	1	Yel. Onions Sliced/Diced			✓	1	Mixed Mushrooms	475	
		Red Onions Sliced/Diced			✓	1	Red Onions Sliced/Diced			✓	1	Mixed Mushrooms	475	
		Tossed Saffr / SC			✓	1	Tossed Saffr / SC			✓	1	Mixed Mushrooms	475	
		Shred Lettuce			✓	1	Shred Lettuce			✓	1	Mixed Mushrooms	475	
		Cabbage/Romaine Blend			✓	1	Cabbage/Romaine Blend			✓	1	Mixed Mushrooms	475	

ORDER FILLED BY

DELIV. BY

REC'D IN ORDER

503-037

TOTAL 17075

TERMS: NET CASH - A FINANCE CHARGE OF 1 1/2 % PER MONTH. ALL CLAIMS FOR RETURN OF GOODS MUST BE MADE WITHIN 24 HOURS AFTER RECEIPT OF MERCHANDISE.

THANK YOU

THE HAY COMPANY

10470 E. McKINLEY
SANGER, CA 93657
(559) 251-2981

5003-034

5003-03 0032 = 6490.07
504503 0032 = 17.17

CUSTOMER P.O. NUMBER _____ DATE Aug 11 20 17
NAME 'Maggie Zoo
ADDRESS _____
CITY _____

SOLD BY _____ CASH _____ CHARGE T CUSTOMER ACCOUNT # _____

QUAN.	DESCRIPTION	PRICE	AMOUNT
20	Asia	12.95	259.00
3	Alpaca	13.00	39.00
30	Bermuda	12.95	388.50
6	Orchard	19.95	119.70
4	Asia	12.95	51.80
4	Alpaca	13.00	52.00
13	Orchard	14.95	234.40
2	Manu (5045-03)	7.95	15.90
1	50# Calif Nanna		34.95
1	Oyster Shell		9.84
80	Man Rhino Cubes	25.00	2040.00
1	Mammoth Flight Cord		19.90
2	Man Emu Maint	18.50	37.00
			TAX
			TOTAL

Cont'l...
144531

Brody

TERMS: Bills are due and payable on the 10th of the month. PAST DUE bills are subject to 1 1/2% interest per month. ANNUAL RATE 18%

INVOICE

No. 144531 Rec'd By [Signature] 144531

THE HAY COMPANY

10470 E. McKINLEY
SANGER, CA 93657
(559) 251-2981

CUSTOMER P.O. NUMBER _____ DATE Aug 11 20 17
NAME 'Maggie Zoo
ADDRESS _____
CITY _____

SOLD BY _____ CASH _____ CHARGE T CUSTOMER ACCOUNT # _____

QUAN.	DESCRIPTION	PRICE	AMOUNT
1	Man Churchillia		18.40
1	Man Gerritt		41.25
1	Andelux		51.90
5	Man Phoenix Maint	27.90	139.50
2	Parrot Cracker	10.84	21.68
7	Kayna Crumble		14.90
80	Man Wild Herb Plants	27.90	2232.00
			TAX
			TOTAL

2017 8 Page 57 of 63

Cont'l...
144531

TERMS: Bills are due and payable on the 10th of the month. PAST DUE bills are subject to 1 1/2% interest per month. ANNUAL RATE 18%

INVOICE

No. 144532 Rec'd By [Signature]



ENERGY STATEMENT

www.pge.com/MyEnergy

Account No: 5915064925-5
Statement Date: 08/04/2017
Due Date: 08/21/2017

Service For:

FRESNO'S CHAFFEE ZOO CORPORATION
894 W BELMONT AVE
FRESNO, CA 93728

Your Account Summary

Amount Due on Previous Statement	\$56,183.95
Payment(s) Received Since Last Statement	0.00
Previous Unpaid Balance	<u>\$56,183.95</u>
Current Electric Charges	\$56,739.70 ✓

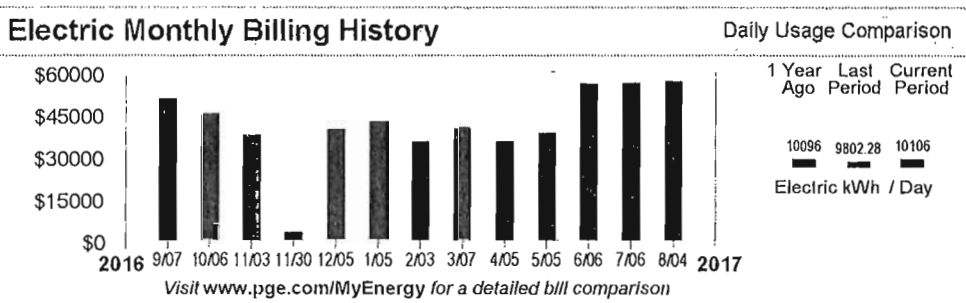
Questions about your bill?

Business Specialist available:
Mon-Fri: 7am to 6pm
1-800-468-4743
www.pge.com/MyEnergy

Total Amount Due by 08/21/2017 \$112,923.65

Local Office Address

705 P ST
FRESNO, CA 93721



Important Messages

Call 811 before you dig. A common cause of pipeline accidents is damage from digging. If you plan on doing any digging, such as planting a tree or installing a fence, please call 811 at least two working days before you dig. One free call will notify underground utilities to mark the location of underground lines, helping you to plan a safe project.



ENERGY STATEMENT

www.pge.com/MyEnergy

Account No: 5915064925-5
Statement Date: 08/04/2017
Due Date: 08/21/2017

Details of Electric Charges

07/06/2017 - 08/03/2017 (29 billing days)

Service For: 894 W BELMONT AVE
Service Agreement ID: 5915064187
Rate Schedule: E19S Medium General Demand-Metered TOU Service

Service Information

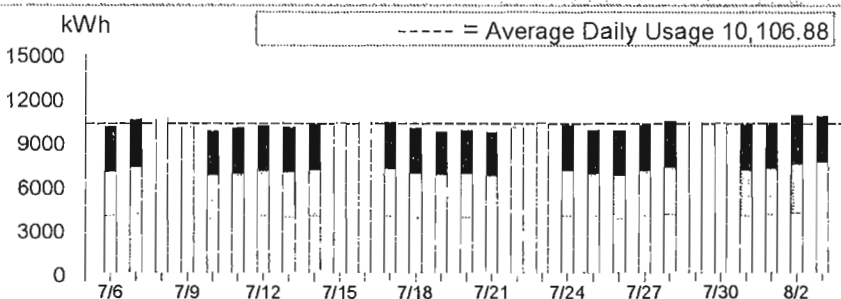
Meter # 1010078518
Total Usage 293,099.400000 kWh
Meter # 1010078518
Reactive Power 129,240.600000 kVar
Serial L
Rotating Outage Block 8H

07/06/2017 - 08/03/2017

Customer Charge	29 days @ \$19.71253	\$571.66
Demand Charge		
Max Peak	614.400000 kW @ \$18.64000	11,452.42
Max Part Peak	580.800000 kW @ \$5.18000	3,008.54
Max Demand	614.400000 kW @ \$17.56000	10,788.86
Energy Charges		
Peak	65,599.200000 kWh @ \$0.15178	9,956.65
Part Peak	65,328.600000 kWh @ \$0.11127	7,269.11
Off Peak	162,171.600000 kWh @ \$0.08445	13,695.39
Power Factor Adjustment (@ 91.00% Power Factor)		-87.93
Energy Commission Tax		85.00

Total Electric Charges \$56,739.70 ✓ 46/

Electric Usage This Period: 293,099.400000 kWh, 29 billing days



	Usage	Energy Charges
■ Peak ¹	22.38%	\$9,956.65
▨ Part Peak ²	22.30%	\$7,269.11
□ Off Peak ³	55.32%	\$13,695.39

¹Peak: 5/1-10/31 12:00pm-6:00pm, M-F (except Holidays);
²Part Peak: 5/1-10/31 8:30am-12:00pm, 6:00pm-9:30pm, M-F (except Holidays); 11/1-4/30 8:30am-9:30pm, M-F (except Holidays);
³Off Peak: Year Round 9:30pm - 8:30am, M-F (except Holidays); Sat-Sun; Holidays





ENERGY STATEMENT

www.pge.com/MyEnergy

Account No: 7044237853-8
Statement Date: 08/04/2017
Due Date: 08/21/2017

Service For:

FRESNO'S CHAFFEE ZOO CORPORATION
890 W BELMONT AVE
FRESNO, CA 93728

Your Account Summary

Amount Due on Previous Statement	\$8,004.84
Payment(s) Received Since Last Statement	0.00
Previous Unpaid Balance	\$8,004.84
Current Electric Charges	\$8,016.50

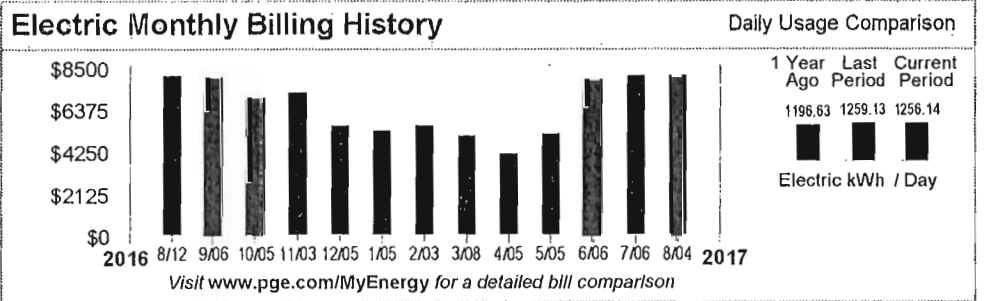
Questions about your bill?

Business Specialist available:
Mon-Fri: 7am to 6pm
1-800-468-4743
www.pge.com/MyEnergy

Total Amount Due by 08/21/2017 **\$16,021.34**

Local Office Address

705 P ST
FRESNO, CA 93721



Important Messages

Call 811 before you dig. A common cause of pipeline accidents is damage from digging. If you plan on doing any digging, such as planting a tree or installing a fence, please call **811** at least two working days before you dig. One free call will notify underground utilities to mark the location of underground lines, helping you to plan a safe project.



ENERGY STATEMENT

www.pge.com/MyEnergy

Account No: 7044237853-8
Statement Date: 08/04/2017
Due Date: 08/21/2017

Details of Electric Charges

07/06/2017 - 08/03/2017 (29 billing days)

Service For: 890 W BELMONT AVE
Service Agreement ID: 7044237158

Service Information

Meter # 1004578075
Total Usage 36,428.000000 kWh
Serial L
Rotating Outage Block 8H

07/06/2017 - 08/03/2017

Rate Schedule: NEMEXPM Net Energy Metering Service

Net Charges \$8,005.94
Energy Commission Tax 10.56

Total Electric Charges \$8,016.50 ✓ 46/



Service For:

FRESNO'S CHAFFEE ZOO CORPORATION
 894 W BELMONT AVE
 FRESNO, CA 93728

Questions about your bill?

Business Specialist available:
 Mon-Fri: 7am to 6pm
 1-800-468-4743
 www.pge.com/MyEnergy

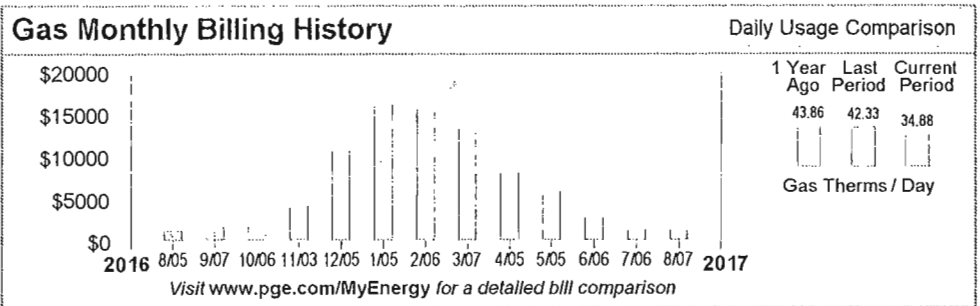
Local Office Address

705 P ST
 FRESNO, CA 93721

Your Account Summary

Amount Due on Previous Statement	\$1,356.42
Payment(s) Received Since Last Statement	0.00
Previous Unpaid Balance	\$1,356.42
Current Gas Charges	\$1,140.85

Total Amount Due by 08/24/2017 **\$2,497.27**



Important Messages

Call 811 before you dig. A common cause of pipeline accidents is damage from digging. If you plan on doing any digging, such as planting a tree or installing a fence, please call 811 at least two working days before you dig. One free call will notify underground utilities to mark the location of underground lines, helping you to plan a safe project.





ENERGY STATEMENT

www.pge.com/MyEnergy

Account No: 1934497681-6

Statement Date: 08/07/2017

Due Date: 08/24/2017

Details of Gas Charges

07/07/2017 - 08/07/2017 (32 billing days)

Service For: 894 W BELMONT AVE
Service Agreement ID: 1934497465
Rate Schedule: GNR1 Gas Service to Small Commercial Customers

07/07/2017 - 07/31/2017

Customer Charge	25 days @ \$2.14936	\$53.73
Gas Charges		
First 4,000 Therms/month	871.875000 Therms @ \$0.90226	786.66
Gas PPP Surcharge (\$0.04672/Therm)		40.74
Fresno Recovery Fee		8.40

08/01/2017 - 08/07/2017

Customer Charge	7 days @ \$2.14936	\$15.05
Gas Charges		
First 4,000 Therms/month	244.125000 Therms @ \$0.91132	222.48
Gas PPP Surcharge (\$0.04672/Therm)		11.41
Fresno Recovery Fee		2.38

Total Gas Charges

\$1,140.85 ✓

Service Information

Meter #	61202044
Current Meter Reading	24,998
Prior Meter Reading	24,198
Difference	800
Multiplier	1.395482
Total Usage	1,116.000000 Therms
Serial	L

Gas Procurement Costs (\$/Therm)

07/07/2017 - 07/31/2017	\$0.30322
08/01/2017 - 08/07/2017	\$0.31228

Additional Messages

Customer Charge To help deliver safe, reliable and affordable gas service to your business, PG&E charges a customer fee which is based on your highest average daily gas usage within the past 12 months. For the billing period ending on 01/05/2017, your highest average daily gas usage was 536.4 therms.

46/

