



Fresno Chaffee Zoo • 894 West Belmont Avenue • Fresno, California 93728
Phone (559) 498-5910 • Fax (559) 264-9226

Disbursement Claim for Measure Z Funds

Disbursement Claim #: 2017-10

Claim Submission Date: 11/07/17

Request Details

Invoice Date or Date Range (if multiple invoices)	Approved Monthly Budget Covering Invoiced Month(s)	Variance Explanation	Description	Amount Requested
10/01/17-10/31/17	\$ 287,191.31		Animal Dept. Salary & Benefits 14/	\$ 251,917.18
10/01/17-10/31/17	\$ 35,353.22		Veterinary Dept. Salary & Benefits 16/	\$ 25,554.72
10/01/17-10/31/17	\$ 33,333.34		Animal Feed 17/	\$ 23,941.46
			Utilities (Gas & Electric) Overpayment on August Claim	\$ -39,341.60
	\$ 10.00		Wire Fee	\$ 10.00
				\$ 262,081.76
				\$ (10.00)
	\$ 355,887.87		TOTAL AMOUNT REQUESTED	\$ 262,071.76

	251,917.18	+
	25,554.72	+
	23,941.46	-
	39,341.60	+
	10.00	=
Total [5 items]	262,081.76	T
	262,081.76	-
	10.00	=
Total [2 items]	262,071.76	T

Fresno's Chaffee Zoo Corporation
Income Statement
October 2017

✓ Ties to attached GL

	2017 Budget	Oct Budget	Oct Measure Z	Oct Actual	YTD Budget	YTD Measure Z	YTD Actual
REVENUE							
Self-Generated Revenue							
Admissions							
Admissions	\$0.00	\$0.00	\$0.00	\$0.00	\$0.00	\$0.00	\$0.00
Admissions-Special Events	\$13,000.00	\$1,083.34	\$0.00	\$0.00	\$10,833.32	\$0.00	\$0.00
Admissions-Visitor Services	\$4,290,500.00	\$248,000.00	\$0.00	\$217,572.28	\$3,894,500.00	\$0.00	\$2,981,467.43
Combo Tickets - Adults	\$0.00	\$0.00	\$0.00	\$0.00	\$0.00	\$0.00	\$0.00
Combo Tickets - Child/Senior	\$0.00	\$0.00	\$0.00	\$0.00	\$0.00	\$0.00	\$0.00
Over and Under	\$0.00	\$0.00	\$0.00	\$0.00	\$0.00	\$0.00	\$0.00
Over and Under-Visitor Services	\$0.00	\$0.00	\$0.00	\$104.34	\$0.00	\$0.00	\$1,253.48
Total Admissions	\$4,303,500.00	\$249,083.34	\$0.00	\$217,676.62	\$3,905,333.32	\$0.00	\$2,982,720.91
Adopt an Animal							
Adopt An Animal	\$0.00	\$0.00	\$0.00	\$0.00	\$0.00	\$0.00	\$0.00
Adopt An Animal-Development	\$40,000.00	\$1,500.00	\$0.00	\$1,155.00	\$32,000.00	\$0.00	\$21,565.00
Total Adopt an Animal	\$40,000.00	\$1,500.00	\$0.00	\$1,155.00	\$32,000.00	\$0.00	\$21,565.00
Board Designated for Endow							
Board Designated Endowment Income	\$0.00	\$0.00	\$0.00	\$0.00	\$0.00	\$0.00	\$0.00
Board Designated Endowment Income-Deve	\$50,000.00	\$0.00	\$0.00	\$200.00	\$37,500.00	\$0.00	\$2,480.00
Endowment Trust Fund-Perm	\$0.00	\$0.00	\$0.00	\$0.00	\$0.00	\$0.00	\$0.00
Total Board Designated for Endowment	\$50,000.00	\$0.00	\$0.00	\$200.00	\$37,500.00	\$0.00	\$2,480.00
Education							
After School Programs	\$0.00	\$0.00	\$0.00	\$0.00	\$0.00	\$0.00	\$0.00
After School Programs-Education	\$0.00	\$0.00	\$0.00	\$0.00	\$0.00	\$0.00	\$0.00
Annual Dues	\$0.00	\$0.00	\$0.00	\$0.00	\$0.00	\$0.00	\$0.00
Annual Dues-Education	\$0.00	\$0.00	\$0.00	\$0.00	\$0.00	\$0.00	\$0.00
Annual Dues-Volunteer	\$1,000.00	\$83.34	\$0.00	\$0.00	\$833.32	\$0.00	\$1,980.00
Camp Scholarships	\$0.00	\$0.00	\$0.00	\$0.00	\$0.00	\$0.00	\$0.00
Camp Scholarships-Education	\$0.00	\$0.00	\$0.00	\$0.00	\$0.00	\$0.00	\$0.00
Class Fees	\$0.00	\$0.00	\$0.00	\$0.00	\$0.00	\$0.00	\$0.00

Fresno's Chaffee Zoo Corporation
Income Statement
October 2017

	2017 Budget	Oct Budget	Oct Measure Z	Oct Actual	YTD Budget	YTD Measure Z	YTD Actual
Class Fees-Education	\$0.00	\$0.00	\$0.00	\$0.00	\$0.00	\$0.00	\$0.00
Class Fees-Volunteer	\$3,500.00	\$291.67	\$0.00	\$200.00	\$2,916.66	\$0.00	\$2,555.00
Cookbook Sales	\$0.00	\$0.00	\$0.00	\$0.00	\$0.00	\$0.00	\$0.00
Cookbook Sales-Volunteer	\$0.00	\$0.00	\$0.00	\$0.00	\$0.00	\$0.00	\$0.00
Docent Activities	\$0.00	\$0.00	\$0.00	\$0.00	\$0.00	\$0.00	\$0.00
Docent Activities-Volunteer	\$3,000.00	\$250.00	\$0.00	\$0.00	\$2,500.00	\$0.00	\$8,050.00
Education-General Income	\$0.00	\$0.00	\$0.00	\$0.00	\$0.00	\$0.00	\$0.00
Education-General Income-Education	\$0.00	\$0.00	\$0.00	\$0.00	\$0.00	\$0.00	\$0.00
Docent Fundraising Income	\$0.00	\$0.00	\$0.00	\$0.00	\$0.00	\$0.00	\$0.00
Docent Fundraising Income-Volunteer	\$0.00	\$0.00	\$0.00	\$0.00	\$0.00	\$0.00	\$0.00
Grants	\$0.00	\$0.00	\$0.00	\$0.00	\$0.00	\$0.00	\$0.00
Grants-Education	\$0.00	\$0.00	\$0.00	\$0.00	\$0.00	\$0.00	\$0.00
Junior University Income	\$0.00	\$0.00	\$0.00	\$0.00	\$0.00	\$0.00	\$0.00
Junior University Income-Education	\$0.00	\$0.00	\$0.00	\$0.00	\$0.00	\$0.00	\$0.00
Overnight Income	\$0.00	\$0.00	\$0.00	\$0.00	\$0.00	\$0.00	\$0.00
Overnight Income-Education	\$16,000.00	\$0.00	\$0.00	\$0.00	\$14,000.00	\$0.00	\$15,640.00
Scout Guide-Education	\$10,000.00	\$833.34	\$0.00	\$288.00	\$8,333.32	\$0.00	\$5,072.00
Service Income	\$0.00	\$0.00	\$0.00	\$0.00	\$0.00	\$0.00	\$0.00
Service Income-Education	\$0.00	\$0.00	\$0.00	\$0.00	\$0.00	\$0.00	\$0.00
Service Income-Volunteer	\$0.00	\$0.00	\$0.00	\$0.00	\$0.00	\$0.00	\$0.00
Teacher Resource Guide Income	\$0.00	\$0.00	\$0.00	\$0.00	\$0.00	\$0.00	\$0.00
Teacher Training Workshop Income	\$0.00	\$0.00	\$0.00	\$0.00	\$0.00	\$0.00	\$0.00
Teacher Training Workshop Income-Educati	\$0.00	\$0.00	\$0.00	\$0.00	\$0.00	\$0.00	\$0.00
Trip Income	\$0.00	\$0.00	\$0.00	\$0.00	\$0.00	\$0.00	\$0.00
Trip Income-Education	\$0.00	\$0.00	\$0.00	\$0.00	\$0.00	\$0.00	\$0.00
Trip Income-Volunteer	\$0.00	\$0.00	\$0.00	\$0.00	\$0.00	\$0.00	\$0.00
Uniform Income	\$0.00	\$0.00	\$0.00	\$0.00	\$0.00	\$0.00	\$0.00
Uniform Income-Volunteer	\$2,000.00	\$166.67	\$0.00	\$75.00	\$1,666.66	\$0.00	\$1,152.00
Wild Connections Lab Income	\$0.00	\$0.00	\$0.00	\$0.00	\$0.00	\$0.00	\$0.00
Wild Connections Lab Income-Education	\$56,000.00	\$7,000.00	\$0.00	\$8,603.50	\$43,300.00	\$0.00	\$54,317.00
Zoo Adventures Camp Income	\$0.00	\$0.00	\$0.00	\$0.00	\$0.00	\$0.00	\$0.00
Zoo Adventures Camp Income-Education	\$200,000.00	\$0.00	\$0.00	\$0.00	\$183,700.00	\$0.00	\$189,092.50

Fresno's Chaffee Zoo Corporation
Income Statement
October 2017

	2017 Budget	Oct Budget	Oct Measure Z	Oct Actual	YTD Budget	YTD Measure Z	YTD Actual
Zoo Boo Haunted House Income	\$0.00	\$0.00	\$0.00	\$0.00	\$0.00	\$0.00	\$0.00
Zoo Preview Income	\$0.00	\$0.00	\$0.00	\$0.00	\$0.00	\$0.00	\$0.00
Zoo Preview Income-Volunteer	\$3,600.00	\$300.00	\$0.00	\$0.00	\$3,000.00	\$0.00	\$2,340.00
Zoo School Income	\$0.00	\$0.00	\$0.00	\$0.00	\$0.00	\$0.00	\$0.00
Zoo Talks Income	\$0.00	\$0.00	\$0.00	\$0.00	\$0.00	\$0.00	\$0.00
Zoo Talks Income-Education	\$5,000.00	\$1,500.00	\$0.00	\$0.00	\$4,400.00	\$0.00	\$2,090.00
Zoopeteer Income	\$0.00	\$0.00	\$0.00	\$0.00	\$0.00	\$0.00	\$0.00
Zoopeteer Income-Education	\$0.00	\$0.00	\$0.00	\$0.00	\$0.00	\$0.00	\$0.00
Zoopeteer Income-Volunteer	\$0.00	\$0.00	\$0.00	\$0.00	\$0.00	\$0.00	\$0.00
Camp Scholarships-Res	\$0.00	\$0.00	\$0.00	\$0.00	\$0.00	\$0.00	\$0.00
Camp Scholarships-Res-Education	\$3,000.00	\$250.01	\$0.00	\$0.00	\$2,499.98	\$0.00	\$1,515.00
Grants-Res	\$0.00	\$0.00	\$0.00	\$0.00	\$0.00	\$0.00	\$0.00
Grants-Res-Education	\$7,000.00	\$583.34	\$0.00	\$0.00	\$5,833.32	\$0.00	\$4,844.76
Grants-Res-Volunteer	\$0.00	\$0.00	\$0.00	\$0.00	\$0.00	\$0.00	\$3,000.00
Grants-Perm	\$0.00	\$0.00	\$0.00	\$0.00	\$0.00	\$0.00	\$0.00
Tour Income	\$0.00	\$0.00	\$0.00	\$0.00	\$0.00	\$0.00	\$0.00
Tour Income-Volunteer	\$4,500.00	\$375.00	\$0.00	\$1,662.00	\$3,750.00	\$0.00	\$7,856.00
Tot Time Income	\$0.00	\$0.00	\$0.00	\$0.00	\$0.00	\$0.00	\$0.00
Tot Time Income-Education	\$8,000.00	\$1,100.00	\$0.00	\$1,943.00	\$6,500.00	\$0.00	\$8,006.00
Zoomobile Income	\$0.00	\$0.00	\$0.00	\$0.00	\$0.00	\$0.00	\$0.00
Zoomobile Income-Education	\$50,000.00	\$2,000.00	\$0.00	\$0.00	\$47,000.00	\$0.00	\$37,599.80
Behind the Scenes-Education	\$60,000.00	\$2,750.00	\$0.00	\$3,895.00	\$55,000.00	\$0.00	\$36,157.00
Facility Rental-Education	\$3,000.00	\$250.00	\$0.00	\$350.00	\$2,500.00	\$0.00	\$4,450.00
Miscellaneous Income-Education	\$0.00	\$0.00	\$0.00	\$0.00	\$0.00	\$0.00	\$0.00
Uniform-Teen Payment- Volunteer	\$0.00	\$0.00	\$0.00	\$0.00	\$0.00	\$0.00	\$0.00
Total Education	\$435,600.00	\$17,733.37	\$0.00	\$17,016.50	\$387,733.26	\$0.00	\$385,717.06
Food Services							
Concessions Commission	\$0.00	\$0.00	\$0.00	\$0.00	\$0.00	\$0.00	\$0.00
Concessions Commission-Administration	\$741,000.00	\$55,500.00	\$0.00	\$0.00	\$645,000.00	\$0.00	\$536,647.35
Concessions Commission-Development	\$0.00	\$0.00	\$0.00	\$0.00	\$0.00	\$0.00	\$0.00
Total Food Services	\$741,000.00	\$55,500.00	\$0.00	\$0.00	\$645,000.00	\$0.00	\$536,647.35

Fresno's Chaffee Zoo Corporation
Income Statement
October 2017

	2017 Budget	Oct Budget	Oct Measure Z	Oct Actual	YTD Budget	YTD Measure Z	YTD Actual
Gift Shop							
Gift Shop Income	\$0.00	\$0.00	\$0.00	\$0.00	\$0.00	\$0.00	\$0.00
Gift Shop Commission	\$0.00	\$0.00	\$0.00	\$0.00	\$0.00	\$0.00	\$0.00
Gift Shop Commission-Administration	\$503,500.00	\$37,500.00	\$0.00	\$0.00	\$439,500.00	\$0.00	\$351,106.69
Total Gift Shop	\$503,500.00	\$37,500.00	\$0.00	\$0.00	\$439,500.00	\$0.00	\$351,106.69
Giraffe Feeding							
Giraffe Feeding Income	\$0.00	\$0.00	\$0.00	\$0.00	\$0.00	\$0.00	\$0.00
Giraffe Feeding Income-Education	\$460,000.00	\$30,000.00	\$0.00	\$35,404.56	\$415,000.00	\$0.00	\$459,595.72
Giraffe Feeding Income-Visitor Services	\$0.00	\$0.00	\$0.00	\$0.00	\$0.00	\$0.00	\$0.00
Total Giraffe Feeding	\$460,000.00	\$30,000.00	\$0.00	\$35,404.56	\$415,000.00	\$0.00	\$459,595.72
Grants/Fundraising							
Annual Fund	\$0.00	\$0.00	\$0.00	\$0.00	\$0.00	\$0.00	\$0.00
Conservation Income-Animal	\$0.00	\$0.00	\$0.00	\$0.00	\$0.00	\$0.00	\$0.00
Conservation Income-Development	\$0.00	\$0.00	\$0.00	\$434.00	\$0.00	\$0.00	\$16,575.45
Conservation Income-Education	\$0.00	\$0.00	\$0.00	\$0.00	\$0.00	\$0.00	\$0.00
Conservation Income-Veterinary	\$0.00	\$0.00	\$0.00	\$0.00	\$0.00	\$0.00	\$100.00
Donations	\$0.00	\$0.00	\$0.00	\$0.00	\$0.00	\$0.00	\$0.00
Donations-Marketing	\$0.00	\$0.00	\$0.00	\$0.00	\$0.00	\$0.00	\$0.00
Donations-Development	\$400,000.00	\$50,000.00	\$0.00	\$10,113.58	\$300,000.00	\$0.00	\$60,946.53
Donations-Special Events	\$0.00	\$0.00	\$0.00	\$0.00	\$0.00	\$0.00	\$985.00
Donations-Education	\$500.00	\$41.67	\$0.00	\$10.00	\$416.66	\$0.00	\$265.54
Donations-Volunteer	\$0.00	\$0.00	\$0.00	\$0.00	\$0.00	\$0.00	\$0.00
In-Kind Contributions	\$0.00	\$0.00	\$0.00	\$0.00	\$0.00	\$0.00	\$0.00
In-Kind Contributions-Development	\$0.00	\$0.00	\$0.00	\$0.00	\$0.00	\$0.00	\$0.00
In-Kind Contributions - Volunteer	\$0.00	\$0.00	\$0.00	\$0.00	\$0.00	\$0.00	\$0.00
New Sea Lion Exhibit Fundraising Income	\$0.00	\$0.00	\$0.00	\$0.00	\$0.00	\$0.00	\$30.00
Annual Fund-Res	\$0.00	\$0.00	\$0.00	\$0.00	\$0.00	\$0.00	\$0.00
Conservation Income-Res-Development	\$0.00	\$0.00	\$0.00	\$0.00	\$0.00	\$0.00	\$2,275.00
Conservation Income-Res-Veterinary	\$150.00	\$12.50	\$0.00	\$0.00	\$125.00	\$0.00	\$0.00

Fresno's Chaffee Zoo Corporation
Income Statement
October 2017

	2017 Budget	Oct Budget	Oct Measure Z	Oct Actual	YTD Budget	YTD Measure Z	YTD Actual
Donations-Res	\$0.00	\$0.00	\$0.00	\$0.00	\$0.00	\$0.00	\$0.00
Donations-Res-Marketing	\$0.00	\$0.00	\$0.00	\$0.00	\$0.00	\$0.00	\$0.00
Donations-Res-Development	\$0.00	\$0.00	\$0.00	\$581.00	\$0.00	\$0.00	\$107,817.57
Donations-Res-Education	\$0.00	\$0.00	\$0.00	\$0.00	\$0.00	\$0.00	\$3,100.00
Donations-Res-Veterinary	\$0.00	\$0.00	\$0.00	\$100.00	\$0.00	\$0.00	\$7,775.00
In-Kind Contributions-Res	\$0.00	\$0.00	\$0.00	\$0.00	\$0.00	\$0.00	\$0.00
New Sea Lion Exhibit Fundraising Income-	\$0.00	\$0.00	\$0.00	\$0.00	\$0.00	\$0.00	\$0.00
Donations-Perm	\$0.00	\$0.00	\$0.00	\$0.00	\$0.00	\$0.00	\$0.00
Donations-Perm-Education	\$0.00	\$0.00	\$0.00	\$0.00	\$0.00	\$0.00	\$0.00
Docent Education Fund-Perm	\$0.00	\$0.00	\$0.00	\$0.00	\$0.00	\$0.00	\$0.00
Pay Loader Kiddie Ride-Development	\$0.00	\$0.00	\$0.00	\$0.00	\$0.00	\$0.00	\$0.00
Pay Loader Ride-Africa-Res-Development	\$0.00	\$0.00	\$0.00	\$0.00	\$0.00	\$0.00	\$0.50
Total Grants/Fundraising	\$400,650.00	\$50,054.17	\$0.00	\$11,238.58	\$300,541.66	\$0.00	\$199,870.59
Group Event/Facility Rental							
Facility Rental	\$0.00	\$0.00	\$0.00	\$0.00	\$0.00	\$0.00	\$0.00
Facility Rental-Special Events	\$480,000.00	\$60,000.00	\$0.00	\$47,388.85	\$415,000.00	\$0.00	\$458,320.93
Total Group Event/Facility Rental	\$480,000.00	\$60,000.00	\$0.00	\$47,388.85	\$415,000.00	\$0.00	\$458,320.93
Interest Income							
Interest Income	\$375,000.00	\$15,000.00	\$0.00	\$23,221.05	\$150,000.00	\$0.00	\$155,515.80
Interest Income-Administration	\$0.00	\$0.00	\$0.00	\$0.00	\$0.00	\$0.00	\$0.00
Interest Income-Perm	\$2,500.00	\$208.34	\$0.00	\$86.54	\$2,083.32	\$0.00	\$519.42
Total Interest Income	\$377,500.00	\$15,208.34	\$0.00	\$23,307.59	\$152,083.32	\$0.00	\$156,035.22
Investment Income							
Investment Income	\$0.00	\$0.00	\$0.00	\$121,532.12	\$0.00	\$0.00	\$993,032.14
Investment Gain/Loss Unrealized	\$0.00	\$0.00	\$0.00	\$0.00	\$0.00	\$0.00	\$0.00
Investment Gain/Loss Realized	\$0.00	\$0.00	\$0.00	\$0.00	\$0.00	\$0.00	\$0.00
Investment Income-Res	\$0.00	\$0.00	\$0.00	\$0.00	\$0.00	\$0.00	\$0.00
Investment Gain/Loss Unrealized-Res	\$0.00	\$0.00	\$0.00	\$0.00	\$0.00	\$0.00	\$0.00
Investment Gain/Loss Realized-Res	\$0.00	\$0.00	\$0.00	\$0.00	\$0.00	\$0.00	\$0.00

Fresno's Chaffee Zoo Corporation
Income Statement
October 2017

	2017 Budget	Oct Budget	Oct Measure Z	Oct Actual	YTD Budget	YTD Measure Z	YTD Actual
Investment Income-Perm	\$0.00	\$0.00	\$0.00	\$794.04	\$0.00	\$0.00	\$6,081.72
Investment Gain/Loss Unrealized-Perm	\$0.00	\$0.00	\$0.00	\$0.00	\$0.00	\$0.00	\$0.00
Investment Gain/Loss Realized-Perm	\$0.00	\$0.00	\$0.00	\$0.00	\$0.00	\$0.00	\$0.00
Total Investment Income	\$0.00	\$0.00	\$0.00	\$122,326.16	\$0.00	\$0.00	\$999,113.86
Membership							
Corporate Membership	\$0.00	\$0.00	\$0.00	\$0.00	\$0.00	\$0.00	\$0.00
Membership Income	\$0.00	\$0.00	\$0.00	\$0.00	\$0.00	\$0.00	\$0.00
Membership Income-Membership	\$1,250,000.00	\$75,000.00	\$0.00	\$87,275.00	\$1,070,000.00	\$0.00	\$1,080,207.45
Total Membership	\$1,250,000.00	\$75,000.00	\$0.00	\$87,275.00	\$1,070,000.00	\$0.00	\$1,080,207.45
Special Events							
Boutique Sales	\$0.00	\$0.00	\$0.00	\$0.00	\$0.00	\$0.00	\$0.00
Corporate Tent Income	\$0.00	\$0.00	\$0.00	\$0.00	\$0.00	\$0.00	\$0.00
Exhibitor Booth Income	\$0.00	\$0.00	\$0.00	\$0.00	\$0.00	\$0.00	\$0.00
Exhibitor Booth Income-Special Events	\$4,500.00	\$0.00	\$0.00	\$2,400.00	\$4,500.00	\$0.00	\$4,050.00
Raffle Ticket Income	\$0.00	\$0.00	\$0.00	\$0.00	\$0.00	\$0.00	\$0.00
Raffle Ticket Income-Special Events	\$0.00	\$0.00	\$0.00	\$0.00	\$0.00	\$0.00	\$0.00
Santa Photo-Special Events	\$0.00	\$0.00	\$0.00	\$0.00	\$0.00	\$0.00	\$0.00
Script Sales	\$0.00	\$0.00	\$0.00	\$0.00	\$0.00	\$0.00	\$0.00
Script Sales-Special Events	\$9,000.00	\$5,000.00	\$0.00	\$6,914.00	\$9,000.00	\$0.00	\$9,179.00
Auction Income	\$0.00	\$0.00	\$0.00	\$0.00	\$0.00	\$0.00	\$0.00
Auction Income-Special Events	\$35,000.00	\$0.00	\$0.00	\$70.00	\$35,000.00	\$0.00	\$19,195.00
Special Event Income	\$0.00	\$0.00	\$0.00	\$0.00	\$0.00	\$0.00	\$0.00
Special Event Income-Special Events	\$528,500.00	\$140,000.00	\$0.00	\$212,558.00	\$373,500.00	\$0.00	\$393,222.76
Sponsorships	\$0.00	\$0.00	\$0.00	\$0.00	\$0.00	\$0.00	\$0.00
Sponsorships-Development	\$0.00	\$0.00	\$0.00	\$0.00	\$0.00	\$0.00	\$0.00
Sponsorships-Special Events	\$125,000.00	\$3,000.00	\$0.00	\$0.00	\$125,000.00	\$0.00	\$0.00
Sponsorships-Education	\$0.00	\$0.00	\$0.00	\$0.00	\$0.00	\$0.00	\$0.00
ZooLights 3D Glasses Income-Special Even	\$4,500.00	\$0.00	\$0.00	\$0.00	\$0.00	\$0.00	\$0.00
Special Event Income-Res	\$0.00	\$0.00	\$0.00	\$0.00	\$0.00	\$0.00	\$0.00
Sponsorships-Res	\$0.00	\$0.00	\$0.00	\$0.00	\$0.00	\$0.00	\$0.00

Fresno's Chaffee Zoo Corporation
Income Statement
October 2017

	2017 Budget	Oct Budget	Oct Measure Z	Oct Actual	YTD Budget	YTD Measure Z	YTD Actual
Sponsorships-Res-Marketing	\$0.00	\$0.00	\$0.00	\$0.00	\$0.00	\$0.00	\$0.00
Sponsorships-Res-Development	\$25,000.00	\$0.00	\$0.00	\$25,000.00	\$25,000.00	\$0.00	\$50,000.00
Sponsorships-Res-Special Events	\$0.00	\$0.00	\$0.00	\$0.00	\$0.00	\$0.00	\$50,500.00
Sponsorships-Res-Education	\$5,000.00	\$416.67	\$0.00	\$0.00	\$4,166.66	\$0.00	\$0.00
Total Special Events	\$736,500.00	\$148,416.67	\$0.00	\$246,942.00	\$576,166.66	\$0.00	\$526,146.76
Stingray Exhibit							
Stingray Admissions	\$0.00	\$0.00	\$0.00	\$0.00	\$0.00	\$0.00	\$0.00
Stingray Admissions-Education	\$313,500.00	\$16,500.00	\$0.00	\$15,959.64	\$287,000.00	\$0.00	\$237,117.97
Stingray Admissions-Visitor Services	\$0.00	\$0.00	\$0.00	\$0.00	\$0.00	\$0.00	\$0.00
Stingray Feeding Income	\$0.00	\$0.00	\$0.00	\$0.00	\$0.00	\$0.00	\$0.00
Stingray Feeding Income-Education	\$37,500.00	\$2,150.00	\$0.00	\$2,504.00	\$34,400.00	\$0.00	\$27,889.00
Stingray Feeding Income-Visitor Services	\$0.00	\$0.00	\$0.00	\$0.00	\$0.00	\$0.00	\$0.00
Total Stingray Exhibit	\$351,000.00	\$18,650.00	\$0.00	\$18,463.64	\$321,400.00	\$0.00	\$265,006.97
Other							
Biofacts	\$0.00	\$0.00	\$0.00	\$0.00	\$0.00	\$0.00	\$0.00
Elephant Painting Income	\$0.00	\$0.00	\$0.00	\$0.00	\$0.00	\$0.00	\$0.00
Enrichment Income	\$0.00	\$0.00	\$0.00	\$0.00	\$0.00	\$0.00	\$0.00
Fundraising Pins Income-Development	\$0.00	\$0.00	\$0.00	\$0.00	\$0.00	\$0.00	\$15.00
Orang Research Income	\$0.00	\$0.00	\$0.00	\$0.00	\$0.00	\$0.00	\$0.00
Photography Lab Income	\$0.00	\$0.00	\$0.00	\$0.00	\$0.00	\$0.00	\$0.00
Poster Income-Development	\$0.00	\$0.00	\$0.00	\$0.00	\$0.00	\$0.00	\$0.00
Sales of Animals	\$0.00	\$0.00	\$0.00	\$0.00	\$0.00	\$0.00	\$0.00
Sales of Animals-Animals	\$0.00	\$0.00	\$0.00	\$0.00	\$0.00	\$0.00	\$0.00
Special Project Income	\$0.00	\$0.00	\$0.00	\$0.00	\$0.00	\$0.00	\$0.00
Zoo Career Workshop Income	\$0.00	\$0.00	\$0.00	\$0.00	\$0.00	\$0.00	\$0.00
Interfund Transfer	\$0.00	\$0.00	\$0.00	(\$4,583.33)	\$0.00	\$0.00	(\$55,516.66)
Net Assets Released from Restrictions	\$0.00	\$0.00	\$0.00	\$0.00	\$0.00	\$0.00	\$0.00
Enrichment Income-Res-Development	\$0.00	\$0.00	\$0.00	\$250.00	\$0.00	\$0.00	\$2,606.00
Fundraising Pins Income-Res-Development	\$0.00	\$0.00	\$0.00	\$0.00	\$0.00	\$0.00	\$10.00
Orang Research Income-Res	\$0.00	\$0.00	\$0.00	\$0.00	\$0.00	\$0.00	\$0.00

Fresno's Chaffee Zoo Corporation
Income Statement
October 2017

	2017 Budget	Oct Budget	Oct Measure Z	Oct Actual	YTD Budget	YTD Measure Z	YTD Actual
Special Project Income-Res	\$0.00	\$0.00	\$0.00	\$0.00	\$0.00	\$0.00	\$0.00
Interfund Transfer-Res	\$0.00	\$0.00	\$0.00	\$4,583.33	\$0.00	\$0.00	\$55,516.66
Net Assets Released from Restrictions-Res	\$0.00	\$0.00	\$0.00	\$0.00	\$0.00	\$0.00	\$0.00
Interfund Transfer-Perm	\$0.00	\$0.00	\$0.00	\$0.00	\$0.00	\$0.00	\$0.00
Net Assets Released from Restrictions-Perm	\$0.00	\$0.00	\$0.00	\$0.00	\$0.00	\$0.00	\$0.00
Miscellaneous Income	\$5,000.00	\$416.67	\$0.00	\$0.00	\$4,166.66	\$0.00	\$2,736.26
Miscellaneous Income-Visitor Services	\$0.00	\$0.00	\$0.00	\$0.00	\$0.00	\$0.00	\$0.00
Miscellaneous Income-Human Resources	\$0.00	\$0.00	\$0.00	\$0.00	\$0.00	\$0.00	\$0.00
Airbrush Tattoo Income	\$0.00	\$0.00	\$0.00	\$0.00	\$0.00	\$0.00	\$0.00
ATM Income	\$1,500.00	\$125.00	\$0.00	\$0.00	\$1,250.00	\$0.00	\$1,070.00
ATM Income-Administration	\$0.00	\$0.00	\$0.00	\$0.00	\$0.00	\$0.00	\$0.00
Parking Passes	\$0.00	\$0.00	\$0.00	\$0.00	\$0.00	\$0.00	\$0.00
Penny Press Income	\$14,000.00	\$1,166.67	\$0.00	\$742.00	\$11,666.66	\$0.00	\$7,695.25
Penny Press Income-Administration	\$0.00	\$0.00	\$0.00	\$0.00	\$0.00	\$0.00	\$0.00
Photo Machine Income	\$11,000.00	\$916.67	\$0.00	\$0.00	\$9,166.66	\$0.00	\$7,159.61
Photo Machine Income-Administration	\$0.00	\$0.00	\$0.00	\$0.00	\$0.00	\$0.00	\$0.00
Photo/Video Income-Marketing	\$0.00	\$0.00	\$0.00	\$0.00	\$0.00	\$0.00	\$0.00
Zoo Book Sales	\$0.00	\$0.00	\$0.00	\$0.00	\$0.00	\$0.00	\$0.00
Zoo Key Sales	\$0.00	\$0.00	\$0.00	\$0.00	\$0.00	\$0.00	\$0.00
Pay Loader Kiddie Ride	\$0.00	\$0.00	\$0.00	\$0.00	\$0.00	\$0.00	\$0.00
Vending Commission-Administration	\$37,500.00	\$3,250.00	\$0.00	\$1,309.25	\$31,000.00	\$0.00	\$24,585.99
Camel Rides							
Camel Rides	\$0.00	\$0.00	\$0.00	\$0.00	\$0.00	\$0.00	\$0.00
Total Camel Rides	\$0.00	\$0.00	\$0.00	\$0.00	\$0.00	\$0.00	\$0.00
Stroller/Wheelchair Rental							
Stroller/Wheelchair Rental Income	\$0.00	\$0.00	\$0.00	\$0.00	\$0.00	\$0.00	\$0.00
Total Stroller/Wheelchair Rental	\$0.00	\$0.00	\$0.00	\$0.00	\$0.00	\$0.00	\$0.00
Total Other	\$69,000.00	\$5,875.01	\$0.00	\$2,301.25	\$57,249.98	\$0.00	\$45,878.11
Total Self-Generated Revenue	\$10,198,250.00	\$764,520.90	\$0.00	\$830,695.75	\$8,754,508.20	\$0.00	\$8,470,412.62

Fresno's Chaffee Zoo Corporation
Income Statement
October 2017

	2017 Budget	Oct Budget	Oct Measure Z	Oct Actual	YTD Budget	YTD Measure Z	YTD Actual
City of Fresno							
City of Fresno	\$0.00	\$0.00	\$0.00	\$0.00	\$0.00	\$0.00	\$0.00
City of Fresno-Administration	\$0.00	\$0.00	\$0.00	\$0.00	\$0.00	\$0.00	\$0.00
City of Fresno-Res	\$0.00	\$0.00	\$0.00	\$0.00	\$0.00	\$0.00	\$0.00
Total City of Fresno	\$0.00	\$0.00	\$0.00	\$0.00	\$0.00	\$0.00	\$0.00
Measure Z-Capital Funds							
Measure Z Capital Income	\$0.00	\$0.00	\$0.00	\$1,526,751.01	\$0.00	\$0.00	\$2,686,027.10
Measure Z Capital Income-Res	\$0.00	\$0.00	\$0.00	\$0.00	\$0.00	\$0.00	\$0.00
Total Measure Z-Capital Funds	\$0.00	\$0.00	\$0.00	\$1,526,751.01	\$0.00	\$0.00	\$2,686,027.10
Measure Z Operating Funds							
Measure Z Operating Income	\$4,522,000.00	\$355,888.00	\$0.00	\$262,091.76	\$3,844,551.00	\$0.00	\$3,712,451.86
Measure Z Operating Income-Administratio	\$0.00	\$0.00	\$0.00	\$0.00	\$0.00	\$0.00	\$0.00
Measure Z Operating Income-Res	\$0.00	\$0.00	\$0.00	\$0.00	\$0.00	\$0.00	\$0.00
Transfer to/from Related Org							
Transfer to/from Related Organization	\$0.00	\$0.00	\$0.00	\$0.00	\$0.00	\$0.00	\$0.00
Transfer to/from Related Organization-Res	\$0.00	\$0.00	\$0.00	\$0.00	\$0.00	\$0.00	\$0.00
Transfer to/from Related Organization-Perm	\$0.00	\$0.00	\$0.00	\$0.00	\$0.00	\$0.00	\$0.00
Total Transfer to/from Related Org	\$0.00	\$0.00	\$0.00	\$0.00	\$0.00	\$0.00	\$0.00
Total Measure Z Operating Funds	\$4,522,000.00	\$355,888.00	\$0.00	\$262,091.76	\$3,844,551.00	\$0.00	\$3,712,451.86
TOTAL REVENUE	\$14,720,250.00	\$1,120,408.90	\$0.00	\$2,619,538.52	\$12,599,059.20	\$0.00	\$14,868,891.58

Fresno's Chaffee Zoo Corporation

Income Statement

October 2017

	2017 Budget	Oct Budget	Oct Measure Z	Oct Actual	YTD Budget	YTD Measure Z	YTD Actual
EXPENSES							
OPERATING EXPENSES							
Personnel Expenses							
Administration							
Benefits-General	\$0.00	\$0.00	\$0.00	\$0.00	\$0.00	\$0.00	\$0.00
Benefits-Administration	\$127,200.00	\$15,900.00	\$0.00	\$9,517.56	\$111,300.00	\$0.00	\$89,526.80
Payroll Taxes	\$0.00	\$0.00	\$0.00	\$0.00	\$0.00	\$0.00	\$0.00
Payroll Taxes-Administration	\$65,950.00	\$5,276.00	\$0.00	\$3,319.20	\$54,738.50	\$0.00	\$39,316.96
Retirement Contribution-General	\$0.00	\$0.00	\$0.00	\$0.00	\$0.00	\$0.00	\$0.00
Retirement Contribution-Administration	\$17,120.00	\$1,369.60	\$0.00	\$993.64	\$14,209.60	\$0.00	\$12,512.15
Salaries-General	\$0.00	\$0.00	\$0.00	\$0.00	\$0.00	\$0.00	\$0.00
Salaries-Administration	\$808,100.00	\$64,648.00	\$0.00	\$55,644.26	\$670,723.00	\$0.00	\$547,405.54
Workers Comp-General	\$0.00	\$0.00	\$0.00	\$0.00	\$0.00	\$0.00	\$0.00
Workers Comp-Administration	\$8,718.00	\$697.44	\$0.00	\$370.32	\$7,235.94	\$0.00	\$3,739.41
Total Administration	\$1,027,088.00	\$87,891.04	\$0.00	\$69,844.98	\$858,207.04	\$0.00	\$692,500.86
Animal							
Benefits-Animal	\$462,214.00	\$57,776.75	\$31,373.52 ✓	\$31,373.52	\$404,437.24	\$331,571.32	\$331,571.32
Payroll Taxes-Animal	\$197,316.00	\$15,785.28	\$14,104.98 ✓	\$14,104.98	\$163,772.28	\$145,593.44	\$145,593.44
Retirement Contribution-Animal	\$47,783.00	\$3,822.64	\$4,538.62 ✓	\$4,538.62	\$39,659.89	\$44,244.20	\$44,244.20
Salaries-Animal	\$2,445,054.00	\$195,604.32	\$185,151.50 ✓	\$185,151.50	\$2,029,394.82	\$1,914,750.50	\$1,914,750.50
Workers Comp-Animal	\$177,529.00	\$14,202.32	\$16,748.56 ✓	\$16,748.56	\$147,349.07	\$162,554.99	\$162,554.99
Total Animal	\$3,329,896.00	\$287,191.31	\$251,917.18 4/	\$251,917.18	\$2,784,613.30	\$2,598,714.45	\$2,598,714.45
Education							
Benefits-Education	\$118,588.00	\$14,823.50	\$0.00	\$6,342.72	\$103,764.50	\$0.00	\$61,202.43
Benefits-Volunteer	\$0.00	\$0.00	\$0.00	\$0.00	\$0.00	\$0.00	\$0.00
Payroll Taxes-Education	\$62,885.00	\$5,030.80	\$0.00	\$4,346.20	\$52,194.55	\$0.00	\$54,590.89
Payroll Taxes-Volunteer	\$0.00	\$0.00	\$0.00	\$0.00	\$0.00	\$0.00	\$0.00
Retirement Contribution-Education	\$9,697.00	\$775.76	\$0.00	\$733.31	\$8,048.51	\$0.00	\$8,218.11
Salaries-Education	\$829,614.00	\$66,369.12	\$0.00	\$56,982.83	\$688,579.62	\$0.00	\$618,521.44

Fresno's Chaffee Zoo Corporation
Income Statement
October 2017

	2017 Budget	Oct Budget	Oct Measure Z	Oct Actual	YTD Budget	YTD Measure Z	YTD Actual
Salaries-Volunteer	\$0.00	\$0.00	\$0.00	\$0.00	\$0.00	\$0.00	\$0.00
Workers Comp-Education	\$88,856.00	\$7,108.48	\$0.00	\$5,049.93	\$73,750.48	\$0.00	\$50,455.98
Workers Comp-Volunteer	\$0.00	\$0.00	\$0.00	\$0.00	\$0.00	\$0.00	\$0.00
Total Education	\$1,109,640.00	\$94,107.66	\$0.00	\$73,454.99	\$926,337.66	\$0.00	\$792,988.85
Maintenance/Horticulture							
Benefits-Maintenance	\$121,259.00	\$15,157.38	\$0.00	\$7,490.79	\$106,101.62	\$0.00	\$81,855.71
Benefits-Horticulture	\$74,200.00	\$9,275.00	\$0.00	\$2,915.39	\$64,925.00	\$0.00	\$42,771.70
Payroll Taxes-Maintenance	\$35,968.00	\$2,877.44	\$0.00	\$2,413.10	\$29,853.44	\$0.00	\$31,119.83
Payroll Taxes-Horticulture	\$22,794.00	\$1,823.52	\$0.00	\$1,103.95	\$18,919.02	\$0.00	\$13,414.60
Retirement Contribution-Maintenance	\$7,283.00	\$582.64	\$0.00	\$456.80	\$6,044.89	\$0.00	\$4,328.97
Retirement Contribution-Horticulture	\$5,341.00	\$427.28	\$0.00	\$225.74	\$4,433.03	\$0.00	\$3,337.65
Salaries-Maintenance	\$445,580.00	\$35,646.40	\$0.00	\$31,544.09	\$369,831.40	\$0.00	\$334,098.05
Salaries-Horticulture	\$278,206.00	\$22,256.48	\$0.00	\$14,430.89	\$230,910.98	\$0.00	\$175,803.44
Workers Comp-Maintenance	\$32,699.00	\$2,615.92	\$0.00	\$2,792.16	\$27,140.17	\$0.00	\$28,552.28
Workers Comp-Horticulture	\$20,721.00	\$1,657.68	\$0.00	\$1,337.67	\$17,198.43	\$0.00	\$15,065.84
Total Maintenance/Horticulture	\$1,044,051.00	\$92,319.74	\$0.00	\$64,710.58	\$875,357.98	\$0.00	\$730,348.07
Mem/Dev/Marketing							
Benefits-Marketing	\$80,217.00	\$10,027.13	\$0.00	\$2,348.77	\$70,189.88	\$0.00	\$23,290.30
Benefits-Membership	\$0.00	\$0.00	\$0.00	\$1,248.32	\$0.00	\$0.00	\$12,548.26
Benefits-Development	\$0.00	\$0.00	\$0.00	\$1,607.20	\$0.00	\$0.00	\$16,385.68
Benefits-Special Event	\$0.00	\$0.00	\$0.00	\$3,201.74	\$0.00	\$0.00	\$29,417.99
Payroll Taxes-Marketing	\$48,117.00	\$3,849.36	\$0.00	\$807.05	\$39,937.11	\$0.00	\$7,992.49
Payroll Taxes-Membership	\$0.00	\$0.00	\$0.00	\$658.91	\$0.00	\$0.00	\$6,914.44
Payroll Taxes-Development	\$0.00	\$0.00	\$0.00	\$672.87	\$0.00	\$0.00	\$7,032.31
Payroll Taxes-Special Events	\$0.00	\$0.00	\$0.00	\$1,637.83	\$0.00	\$0.00	\$15,021.43
Retirement Contribution-Marketing	\$15,746.00	\$1,259.68	\$0.00	\$316.65	\$13,069.18	\$0.00	\$3,405.08
Retirement Contribution-Membership	\$0.00	\$0.00	\$0.00	\$285.98	\$0.00	\$0.00	\$3,390.04
Retirement Contribution-Development	\$0.00	\$0.00	\$0.00	\$382.97	\$0.00	\$0.00	\$3,247.67
Retirement Contribution-Special Event	\$0.00	\$0.00	\$0.00	\$233.10	\$0.00	\$0.00	\$2,547.35
Salaries-Marketing	\$604,442.00	\$48,355.36	\$0.00	\$10,549.77	\$501,686.86	\$0.00	\$104,631.53

Fresno's Chaffee Zoo Corporation
Income Statement
October 2017

	2017 Budget	Oct Budget	Oct Measure Z	Oct Actual	YTD Budget	YTD Measure Z	YTD Actual
Salaries-Membership	\$0.00	\$0.00	\$0.00	\$8,621.07	\$0.00	\$0.00	\$90,469.57
Salaries-Development	\$0.00	\$0.00	\$0.00	\$8,835.89	\$0.00	\$0.00	\$92,334.12
Salaries-Special Events	\$0.00	\$0.00	\$0.00	\$21,418.52	\$0.00	\$0.00	\$195,432.98
Workers Comp-Marketing	\$26,796.00	\$2,143.68	\$0.00	\$130.96	\$22,240.68	\$0.00	\$970.80
Workers Comp-Membership	\$0.00	\$0.00	\$0.00	\$51.34	\$0.00	\$0.00	\$585.02
Workers Comp-Development	\$0.00	\$0.00	\$0.00	\$62.47	\$0.00	\$0.00	\$579.06
Workers Comp-Special Events	\$0.00	\$0.00	\$0.00	\$1,960.04	\$0.00	\$0.00	\$16,716.23
Total Mem/Dev/Marketing	\$775,318.00	\$65,635.21	\$0.00	\$65,031.45	\$647,123.71	\$0.00	\$632,912.35
Operations							
Benefits-Operations	\$15,329.00	\$1,916.13	\$0.00	\$1,058.31	\$13,412.88	\$0.00	\$10,635.70
Payroll Taxes-Operations	\$5,412.00	\$432.96	\$0.00	\$416.62	\$4,491.96	\$0.00	\$4,389.09
Retirement Contribution-Operations	\$2,856.00	\$228.48	\$0.00	\$225.00	\$2,370.48	\$0.00	\$2,471.94
Salaries-Operations	\$71,392.00	\$5,711.36	\$0.00	\$5,546.16	\$59,255.36	\$0.00	\$58,628.80
Workers Comp-Operations	\$5,140.00	\$411.20	\$0.00	\$519.76	\$4,266.20	\$0.00	\$5,089.56
Total Operations	\$100,129.00	\$8,700.13	\$0.00	\$7,765.85	\$83,796.88	\$0.00	\$81,215.09
Veterinary							
Benefits-Veterinary	\$68,596.00	\$8,574.50	\$2,984.28 ✓	\$2,984.28	\$60,021.50	\$38,888.39	\$38,888.39
Payroll Taxes-Veterinary	\$23,234.00	\$1,858.72	\$1,447.00 ✓	\$1,447.00	\$19,284.22	\$16,234.04	\$16,234.04
Retirement Contribution-Veterinary	\$9,507.00	\$760.56	\$448.02 ✓	\$448.02	\$7,890.81	\$5,793.78	\$5,793.78
Salaries-Veterinary	\$281,710.00	\$22,536.80	\$18,915.23 ✓	\$18,915.23	\$233,819.30	\$212,251.72	\$212,251.72
Workers Comp-Veterinary	\$20,283.00	\$1,622.64	\$1,760.19 ✓	\$1,760.19	\$16,834.89	\$18,264.05	\$18,264.05
Total Veterinary	\$403,330.00	\$35,353.22	\$25,554.72 4/	\$25,554.72	\$337,850.72	\$291,431.98	\$291,431.98
Visitor Services							
Benefits-Security	\$58,300.00	\$7,287.50	\$0.00	\$1,281.42	\$51,012.50	\$0.00	\$23,628.62
Benefits-Visitor Services	\$55,650.00	\$6,956.25	\$0.00	\$3,251.70	\$48,693.74	\$0.00	\$34,523.08
Payroll Taxes-Security	\$25,259.00	\$2,020.72	\$0.00	\$1,549.33	\$20,964.97	\$0.00	\$23,773.28
Payroll Taxes-Visitor Services	\$31,962.00	\$2,556.96	\$0.00	\$1,850.12	\$26,528.46	\$0.00	\$19,611.75
Retirement Contribution-Security	\$6,379.00	\$510.32	\$0.00	\$189.86	\$5,294.57	\$0.00	\$3,516.89
Retirement Contribution-Visitor Services	\$5,339.00	\$427.12	\$0.00	\$388.75	\$4,431.37	\$0.00	\$4,170.92

Fresno's Chaffee Zoo Corporation
Income Statement
October 2017

	2017 Budget	Oct Budget	Oct Measure Z	Oct Actual	YTD Budget	YTD Measure Z	YTD Actual
Salaries-Security	\$306,175.00	\$24,494.00	\$0.00	\$20,267.96	\$254,125.25	\$0.00	\$231,212.31
Salaries-Visitor Services	\$387,499.00	\$30,999.92	\$0.00	\$24,427.78	\$321,624.17	\$0.00	\$261,004.96
Workers Comp-Security	\$22,963.00	\$1,837.04	\$0.00	\$1,861.42	\$19,059.29	\$0.00	\$19,645.34
Workers Comp-Visitor Services	\$28,763.00	\$2,301.04	\$0.00	\$2,258.56	\$23,873.29	\$0.00	\$22,323.84
Total	\$928,289.00	\$79,390.87	\$0.00	\$57,326.90	\$775,607.61	\$0.00	\$643,410.99
Total Personnel Expenses	\$8,717,741.00	\$750,589.18	\$277,471.90	\$615,606.65	\$7,288,894.90	\$2,890,146.43	\$6,463,522.64
Other Expenses							
Advertising							
Advertising	\$0.00	\$0.00	\$0.00	\$0.00	\$0.00	\$0.00	\$0.00
Advertising-Marketing	\$350,000.00	\$29,166.67	\$0.00	\$17,809.90	\$291,666.66	\$0.00	\$178,917.31
Advertising-Membership	\$900.00	\$75.00	\$0.00	\$0.00	\$750.00	\$0.00	\$0.00
Advertising-Development	\$1,600.00	\$133.34	\$0.00	\$0.00	\$1,333.32	\$0.00	\$0.00
Advertising-Special Events	\$6,900.00	\$2,500.00	\$0.00	\$800.00	\$6,900.00	\$0.00	\$2,125.08
Advertising-Education	\$9,000.00	\$750.01	\$0.00	\$0.00	\$7,499.98	\$0.00	\$10,097.25
Advertising-Visitor Services	\$0.00	\$0.00	\$0.00	\$0.00	\$0.00	\$0.00	\$0.00
Advertising-Administration	\$0.00	\$0.00	\$0.00	\$0.00	\$0.00	\$0.00	\$2,995.74
Advertising-Information Technology	\$0.00	\$0.00	\$0.00	\$0.00	\$0.00	\$0.00	\$0.00
Total Advertising	\$368,400.00	\$32,625.02	\$0.00	\$18,609.90	\$308,149.96	\$0.00	\$194,135.38
Animal Services							
Animal Acquisitions	\$0.00	\$0.00	\$0.00	\$0.00	\$0.00	\$0.00	\$0.00
Animal Acquisitions-Animal	\$7,000.00	\$583.34	\$0.00	\$0.00	\$5,833.32	\$0.00	\$0.00
Animal Acquisitions-Education	\$0.00	\$0.00	\$0.00	\$0.00	\$0.00	\$0.00	\$0.00
Animal Enrichments	\$0.00	\$0.00	\$0.00	\$0.00	\$0.00	\$0.00	\$0.00
Animal Enrichments-Animal	\$5,000.00	\$416.67	\$0.00	\$23.71	\$4,166.66	\$0.00	\$1,885.57
Animal Feed	\$0.00	\$0.00	\$0.00	\$0.00	\$0.00	\$0.00	\$0.00
Animal Feed-Animal	\$400,000.00	\$33,333.34	\$23,941.46	4/ \$23,941.46	\$333,333.32	\$326,729.33	\$326,729.33
Animal Feed-Education	\$20,000.00	\$1,666.67	\$0.00	\$1,165.84	\$16,666.66	\$0.00	\$12,440.81
Animal Shipping (Only)	\$0.00	\$0.00	\$0.00	\$0.00	\$0.00	\$0.00	\$0.00
Animal Shipping-Animal	\$45,000.00	\$3,750.00	\$0.00	\$17,910.35	\$37,500.00	\$0.00	\$45,976.10
Antivenin	\$0.00	\$0.00	\$0.00	\$0.00	\$0.00	\$0.00	\$0.00

Fresno's Chaffee Zoo Corporation
Income Statement
October 2017

	2017 Budget	Oct Budget	Oct Measure Z	Oct Actual	YTD Budget	YTD Measure Z	YTD Actual
Antivenin-Animal	\$7,725.00	\$643.75	\$0.00	\$0.00	\$6,437.50	\$0.00	\$0.00
Total Animal Services	\$484,725.00	\$40,393.77	\$23,941.46	\$43,041.36	\$403,937.46	\$326,729.33	\$387,031.81
Computer/Software							
Computer Maint Agrmt	\$0.00	\$0.00	\$0.00	\$0.00	\$0.00	\$0.00	\$2,489.18
Computer Maint Agrmt-Maintenance	\$0.00	\$0.00	\$0.00	\$0.00	\$0.00	\$0.00	\$0.00
Computer Maint Agrmt-Animals	\$0.00	\$0.00	\$0.00	\$0.00	\$0.00	\$0.00	\$0.00
Computer Maint Agrmt-Marketing	\$4,800.00	\$400.00	\$0.00	\$130.00	\$4,000.00	\$0.00	\$2,253.96
Computer Maint Agrmt-Membership	\$3,300.00	\$275.00	\$0.00	\$2,848.00	\$2,750.00	\$0.00	\$5,477.90
Computer Maint Agrmt-Special Events	\$0.00	\$0.00	\$0.00	\$949.33	\$0.00	\$0.00	\$949.33
Computer Maint Agrmt-Education	\$5,200.00	\$433.34	\$0.00	\$3,797.33	\$4,333.32	\$0.00	\$3,797.33
Computer Maint Agrmt-Volunteer	\$0.00	\$0.00	\$0.00	\$0.00	\$0.00	\$0.00	\$0.00
Computer Maint Agrmt-Security	\$0.00	\$0.00	\$0.00	\$0.00	\$0.00	\$0.00	\$295.00
Computer Maint Agrmt-Visitor Services	\$11,000.00	\$9,000.00	\$0.00	\$9,493.33	\$11,000.00	\$0.00	\$9,493.33
Computer Maint Agrmt-Administration	\$8,750.00	\$0.00	\$0.00	\$0.00	\$8,750.00	\$0.00	\$6,980.52
Computer Maint Agrmt-Human Resource	\$6,000.00	\$0.00	\$0.00	\$0.00	\$6,000.00	\$0.00	\$3,025.00
Computer Maint Agrmt-Finance	\$0.00	\$0.00	\$0.00	\$0.00	\$0.00	\$0.00	\$0.00
Computer Hardware	\$3,500.00	\$291.67	\$0.00	\$0.00	\$2,916.66	\$0.00	\$6,274.00
Computer Hardware-Maintenance	\$0.00	\$0.00	\$0.00	\$0.00	\$0.00	\$0.00	\$0.00
Computer Hardware-Horiculture	\$0.00	\$0.00	\$0.00	\$0.00	\$0.00	\$0.00	\$0.00
Computer Hardware-Animal	\$2,000.00	\$166.67	\$0.00	\$0.00	\$1,666.66	\$0.00	\$0.00
Computer Hardware-Marketing	\$3,000.00	\$250.00	\$0.00	\$0.00	\$2,500.00	\$0.00	\$127.80
Computer Hardware-Membership	\$1,000.00	\$83.34	\$0.00	\$0.00	\$833.32	\$0.00	\$0.00
Computer Hardware-Development	\$500.00	\$41.67	\$0.00	\$0.00	\$416.66	\$0.00	\$0.00
Computer Hardware-Special Events	\$0.00	\$0.00	\$0.00	\$0.00	\$0.00	\$0.00	\$0.00
Computer Hardware-Education	\$3,000.00	\$250.00	\$0.00	\$0.00	\$2,500.00	\$0.00	\$0.00
Computer Hardware-Volunteer	\$800.00	\$66.67	\$0.00	\$0.00	\$666.66	\$0.00	\$0.00
Computer Hardware-Veterinary	\$0.00	\$0.00	\$0.00	\$0.00	\$0.00	\$0.00	\$277.03
Computer Hardware-Security	\$0.00	\$0.00	\$0.00	\$0.00	\$0.00	\$0.00	\$0.00
Computer Hardware-Visitor Services	\$0.00	\$0.00	\$0.00	\$0.00	\$0.00	\$0.00	\$0.00
Computer Hardware-Administration	\$2,500.00	\$208.34	\$0.00	\$0.00	\$2,083.32	\$0.00	\$27.33
Computer Hardware-Human Resources	\$1,300.00	\$108.34	\$0.00	\$0.00	\$1,083.32	\$0.00	\$0.00

Fresno's Chaffee Zoo Corporation
Income Statement
October 2017

	2017 Budget	Oct Budget	Oct Measure Z	Oct Actual	YTD Budget	YTD Measure Z	YTD Actual
Computer Software/Supplies	\$2,000.00	\$166.67	\$0.00	\$0.00	\$1,666.66	\$0.00	\$0.00
Computer Software/Supplies-Maintenance	\$0.00	\$0.00	\$0.00	\$0.00	\$0.00	\$0.00	\$0.00
Computer Software/Supplies-Horticulture	\$0.00	\$0.00	\$0.00	\$0.00	\$0.00	\$0.00	\$0.00
Computer Software/Supplies-Animal	\$500.00	\$41.67	\$0.00	\$0.00	\$416.66	\$0.00	\$0.00
Computer Software/Supplies-Marketing	\$3,000.00	\$250.00	\$0.00	\$0.00	\$2,500.00	\$0.00	\$2,829.19
Computer Software/Supplies-Membership	\$600.00	\$50.00	\$0.00	\$0.00	\$500.00	\$0.00	\$0.00
Computer Software/Supplies-Development	\$1,500.00	\$125.00	\$0.00	\$0.00	\$1,250.00	\$0.00	\$0.00
Computer Software/Supplies-Education	\$600.00	\$50.00	\$0.00	\$0.00	\$500.00	\$0.00	(\$47.85)
Computer Software/Supplies-Volunteer	\$0.00	\$0.00	\$0.00	\$0.00	\$0.00	\$0.00	\$0.00
Computer Software/Supplies-Veterinary	\$1,200.00	\$100.00	\$0.00	\$0.00	\$1,000.00	\$0.00	\$0.00
Computer Software/Supplies-Security	\$1,500.00	\$125.00	\$0.00	\$0.00	\$1,250.00	\$0.00	\$0.00
Computer Software/Supplies-Visitor Servi	\$480.00	\$40.00	\$0.00	\$0.00	\$400.00	\$0.00	\$420.00
Computer Software/Supplies-Administrat	\$500.00	\$41.67	\$0.00	\$0.00	\$416.66	\$0.00	\$250.00
Computer Software/Supplies-Human Reso	\$0.00	\$0.00	\$0.00	\$0.00	\$0.00	\$0.00	\$0.00
Total Computer/Software	\$68,530.00	\$12,565.05	\$0.00	\$17,217.99	\$61,399.90	\$0.00	\$44,919.05
Conservation							
Conservation	\$0.00	\$0.00	\$0.00	\$0.00	\$0.00	\$0.00	\$0.00
Conservation-Animal	\$200,000.00	\$16,666.67	\$0.00	\$0.00	\$166,666.66	\$0.00	\$66,800.90
Conservation-Development	\$0.00	\$0.00	\$0.00	\$0.00	\$0.00	\$0.00	\$0.00
Conservation-Education	\$0.00	\$0.00	\$0.00	\$0.00	\$0.00	\$0.00	\$0.00
Total Conservation	\$200,000.00	\$16,666.67	\$0.00	\$0.00	\$166,666.66	\$0.00	\$66,800.90
Contracted Services							
Consultant Fees	\$4,000.00	\$333.34	\$0.00	\$1,663.35	\$3,333.32	\$0.00	\$7,936.18
Consultant Fees-Maintenance	\$0.00	\$0.00	\$0.00	\$0.00	\$0.00	\$0.00	\$0.00
Consultant Fees-Horticulture	\$10,500.00	\$875.00	\$0.00	\$0.00	\$8,750.00	\$0.00	\$0.00
Consultant Fees-Animal	\$15,000.00	\$1,250.00	\$0.00	\$0.00	\$12,500.00	\$0.00	\$11,315.08
Consultant Fees-Special Events	\$0.00	\$0.00	\$0.00	\$0.00	\$0.00	\$0.00	\$0.00
Consultant Fees-Education	\$0.00	\$0.00	\$0.00	\$0.00	\$0.00	\$0.00	\$0.00
Consultant Fees-Veterinary	\$25,000.00	\$2,083.34	\$0.00	\$1,570.79	\$20,833.32	\$0.00	\$19,988.83
Consultant Fees-Security	\$0.00	\$0.00	\$0.00	\$0.00	\$0.00	\$0.00	\$0.00

Fresno's Chaffee Zoo Corporation
Income Statement
October 2017

	2017 Budget	Oct Budget	Oct Measure Z	Oct Actual	YTD Budget	YTD Measure Z	YTD Actual
Consultant Fees-Visitor Services	\$0.00	\$0.00	\$0.00	\$0.00	\$0.00	\$0.00	\$0.00
Consultant Fees-Administration	\$0.00	\$0.00	\$0.00	\$2,782.50	\$0.00	\$0.00	\$9,367.50
Consultant Fees-Human Resources	\$0.00	\$0.00	\$0.00	\$0.00	\$0.00	\$0.00	\$0.00
Consultant Fees-Capital Projects	\$25,000.00	\$2,083.34	\$0.00	\$0.00	\$20,833.32	\$0.00	\$0.00
Contracted Services	\$4,000.00	\$333.34	\$0.00	\$0.00	\$3,333.32	\$0.00	\$2,095.22
Contracted Services-Maintenance	\$46,800.00	\$3,900.00	\$0.00	\$2,132.74	\$39,000.00	\$0.00	\$23,339.70
Contracted Services-Horticulture	\$15,000.00	\$1,250.00	\$0.00	\$6,898.66	\$12,500.00	\$0.00	\$15,213.87
Contracted Services-Animal	\$22,500.00	\$1,875.00	\$0.00	\$468.60	\$18,750.00	\$0.00	\$7,112.39
Contracted Services-Marketing	\$27,850.00	\$2,320.84	\$0.00	\$193.17	\$23,208.32	\$0.00	\$9,905.78
Contracted Services-Membership	\$8,000.00	\$666.67	\$0.00	\$99.20	\$6,666.66	\$0.00	\$3,998.31
Contracted Services-Development	\$0.00	\$0.00	\$0.00	\$0.00	\$0.00	\$0.00	\$400.00
Contracted Services-Special Events	\$49,000.00	\$5,533.34	\$0.00	\$4,168.77	\$20,683.32	\$0.00	\$55,178.22
Contracted Services-Education	\$0.00	\$0.00	\$0.00	\$135.48	\$0.00	\$0.00	\$976.48
Contracted Services-Volunteer	\$0.00	\$0.00	\$0.00	\$0.00	\$0.00	\$0.00	\$0.00
Contracted Services-Veterinary	\$0.00	\$0.00	\$0.00	\$0.00	\$0.00	\$0.00	\$9.17
Contracted Services-Security	\$6,100.00	\$508.34	\$0.00	\$527.79	\$5,083.32	\$0.00	\$3,145.65
Contracted Services-Visitor Services	\$325,000.00	\$29,000.00	\$0.00	\$23,613.83	\$269,000.00	\$0.00	\$246,993.43
Contracted Services-Administration	\$1,500.00	\$125.00	\$0.00	\$11,597.99	\$1,250.00	\$0.00	\$25,992.76
Contracted Services-Information Technolog	\$52,500.00	\$4,375.00	\$0.00	\$10,228.28	\$43,750.00	\$0.00	\$46,255.54
Contracted Services-Human Resources	\$0.00	\$0.00	\$0.00	\$0.00	\$0.00	\$0.00	\$250.00
Contracted Services-Capital Projects	\$0.00	\$0.00	\$0.00	\$0.00	\$0.00	\$0.00	\$0.00
Contracted Services-Operations	\$0.00	\$0.00	\$0.00	\$102.10	\$0.00	\$0.00	\$380.73
Security Services	\$3,000.00	\$250.00	\$0.00	\$0.00	\$2,500.00	\$0.00	\$2,904.00
Security Services-Maintenance	\$1,750.00	\$145.84	\$0.00	\$0.00	\$1,458.32	\$0.00	\$1,260.00
Security Services-Horticulture	\$0.00	\$0.00	\$0.00	\$0.00	\$0.00	\$0.00	\$0.00
Security Services-Animal	\$1,700.00	\$141.67	\$0.00	\$0.00	\$1,416.66	\$0.00	\$822.00
Security Services-Marketing	\$100.00	\$100.00	\$0.00	\$0.00	\$100.00	\$0.00	\$655.20
Security Services-Development	\$0.00	\$0.00	\$0.00	\$0.00	\$0.00	\$0.00	\$0.00
Security Services-Special Events	\$22,900.00	\$3,612.51	\$0.00	\$1,387.50	\$12,174.98	\$0.00	\$8,446.27
Security Services-Education	\$2,700.00	\$225.00	\$0.00	\$0.00	\$2,250.00	\$0.00	\$2,620.80
Security Services-Veterinary	\$1,550.00	\$129.17	\$0.00	\$0.00	\$1,291.66	\$0.00	\$1,512.00
Security Services-Security	\$0.00	\$0.00	\$0.00	\$0.00	\$0.00	\$0.00	\$4,848.31

Fresno's Chaffee Zoo Corporation
Income Statement
October 2017

	2017 Budget	Oct Budget	Oct Measure Z	Oct Actual	YTD Budget	YTD Measure Z	YTD Actual
Security Services-Visitor Services	\$9,000.00	\$750.00	\$0.00	\$0.00	\$7,500.00	\$0.00	\$7,455.82
Security Services-Administration	\$1,350.00	\$112.50	\$0.00	\$0.00	\$1,125.00	\$0.00	\$1,320.00
Total Contracted Services	\$681,800.00	\$61,979.24	\$0.00	\$67,570.75	\$539,291.52	\$0.00	\$521,699.24
Depreciation Expense							
Depreciation - Misc	\$0.00	\$0.00	\$0.00	\$0.00	\$0.00	\$0.00	\$0.00
Depreciation Land	\$0.00	\$0.00	\$0.00	\$0.00	\$0.00	\$0.00	\$0.00
Depreciation Grounds	\$0.00	\$0.00	\$0.00	\$3,911.34	\$0.00	\$0.00	\$27,484.02
Depreciation Exhibits	\$0.00	\$0.00	\$0.00	\$10,050.66	\$0.00	\$0.00	\$93,151.98
Depreciation Buildings and Structures	\$0.00	\$0.00	\$0.00	\$3,039.36	\$0.00	\$0.00	\$30,118.08
Depreciation Buildings and Structures-Anim	\$0.00	\$0.00	\$0.00	\$0.00	\$0.00	\$0.00	\$0.00
Depreciation Buildings and Structures-Educ	\$0.00	\$0.00	\$0.00	\$318.41	\$0.00	\$0.00	\$3,181.23
Depreciation Buildings and Structures-Visi	\$8,703.00	\$725.25	\$0.00	\$725.21	\$7,252.50	\$0.00	\$7,250.63
Depreciation Furniture	\$0.00	\$0.00	\$0.00	\$243.16	\$0.00	\$0.00	\$4,810.48
Depreciation Vehicles	\$0.00	\$0.00	\$0.00	\$2,673.40	\$0.00	\$0.00	\$23,770.20
Depreciation Vehicles-Administration	\$0.00	\$0.00	\$0.00	\$0.00	\$0.00	\$0.00	\$0.00
Depreciation Zoo Equipment	\$0.00	\$0.00	\$0.00	\$15,313.09	\$0.00	\$0.00	\$155,587.97
Depreciation Zoo Equipment-Animal	\$0.00	\$0.00	\$0.00	\$0.00	\$0.00	\$0.00	\$0.00
Depreciation Zoo Equipment-Special Events	\$0.00	\$0.00	\$0.00	\$0.00	\$0.00	\$0.00	\$0.00
Depreciation Zoo Equipment-Education	\$4,200.00	\$350.00	\$0.00	\$0.00	\$3,500.00	\$0.00	\$0.00
Depreciation Zoo Equipment-Veterinary	\$0.00	\$0.00	\$0.00	\$0.00	\$0.00	\$0.00	\$0.00
Depreciation Zoo Equipment-Administratio	\$428,153.00	\$39,000.00	\$0.00	\$0.00	\$350,153.00	\$0.00	\$0.00
Depreciation Sea Lion Cove	\$0.00	\$0.00	\$0.00	\$0.00	\$0.00	\$0.00	\$0.00
Depreciation - Utilities	\$0.00	\$0.00	\$0.00	\$0.00	\$0.00	\$0.00	\$0.00
Depreciation - African Adventure	\$0.00	\$0.00	\$0.00	\$0.00	\$0.00	\$0.00	\$0.00
Total Depreciation Expense	\$441,056.00	\$40,075.25	\$0.00	\$36,274.63	\$360,905.50	\$0.00	\$345,354.59
Dues							
Dues	\$35,000.00	\$500.00	\$0.00	\$0.00	\$34,000.00	\$0.00	\$34,549.17
Dues-Maintenance	\$0.00	\$0.00	\$0.00	\$0.00	\$0.00	\$0.00	\$0.00
Dues-Horticulture	\$350.00	\$29.17	\$0.00	\$0.00	\$291.66	\$0.00	\$0.00
Dues-Animal	\$600.00	\$50.00	\$0.00	\$0.00	\$500.00	\$0.00	\$40.00

Fresno's Chaffee Zoo Corporation
Income Statement
October 2017

	2017 Budget	Oct Budget	Oct Measure Z	Oct Actual	YTD Budget	YTD Measure Z	YTD Actual
Dues-Marketing	\$1,000.00	\$83.34	\$0.00	\$0.00	\$833.32	\$0.00	\$853.00
Dues-Membership	\$0.00	\$0.00	\$0.00	\$47.50	\$0.00	\$0.00	\$47.50
Dues-Development	\$0.00	\$0.00	\$0.00	\$635.00	\$0.00	\$0.00	\$1,072.50
Dues-Special Events	\$0.00	\$0.00	\$0.00	\$0.00	\$0.00	\$0.00	\$0.00
Dues-Education	\$200.00	\$16.67	\$0.00	\$0.00	\$166.66	\$0.00	\$65.00
Dues-Volunteer	\$50.00	\$4.17	\$0.00	\$0.00	\$41.66	\$0.00	\$0.00
Dues-Veterinary	\$2,800.00	\$233.34	\$0.00	\$0.00	\$2,333.32	\$0.00	\$197.50
Dues-Security	\$0.00	\$0.00	\$0.00	\$0.00	\$0.00	\$0.00	\$0.00
Dues-Visitor Services	\$0.00	\$0.00	\$0.00	\$0.00	\$0.00	\$0.00	\$4,747.25
Dues-Administration	\$2,500.00	\$208.34	\$0.00	\$272.50	\$2,083.32	\$0.00	\$913.00
Dues-Human Resources	\$400.00	\$33.34	\$0.00	\$0.00	\$333.32	\$0.00	\$75.00
Dues-Operations	\$0.00	\$0.00	\$0.00	\$0.00	\$0.00	\$0.00	\$0.00
Total Dues	\$42,900.00	\$1,158.37	\$0.00	\$955.00	\$40,583.26	\$0.00	\$42,559.92
Equipment							
Equipment Lease/Rental	\$0.00	\$0.00	\$0.00	\$0.00	\$0.00	\$0.00	\$364.00
Equipment Lease/Rental-Maintenance	\$22,500.00	\$1,875.00	\$0.00	\$11,928.38	\$18,750.00	\$0.00	\$91,511.70
Equipment Lease/Rental-Horticulture	\$9,500.00	\$791.67	\$0.00	\$0.00	\$7,916.66	\$0.00	\$788.79
Equipment Lease/Rental-Animal	\$0.00	\$0.00	\$0.00	\$601.22	\$0.00	\$0.00	\$1,198.70
Equipment Lease/Rental-Marketing	\$4,000.00	\$2,166.67	\$0.00	\$0.00	\$3,666.66	\$0.00	\$509.04
Equipment Lease/Rental-Membership	\$2,300.00	\$191.67	\$0.00	\$184.79	\$1,916.66	\$0.00	\$2,018.78
Equipment Lease/Rental-Development	\$14,250.00	\$1,187.50	\$0.00	\$0.00	\$11,875.00	\$0.00	\$2,563.00
Equipment Lease/Rental-Special Events	\$50,700.00	\$6,250.00	\$0.00	\$11,299.58	\$42,700.00	\$0.00	\$37,585.38
Equipment Lease/Rental-Education	\$4,000.00	\$333.34	\$0.00	\$372.09	\$3,333.32	\$0.00	\$3,529.95
Equipment Lease/Rental-Veterinary	\$0.00	\$0.00	\$0.00	\$406.88	\$0.00	\$0.00	\$3,477.19
Equipment Lease/Rental-Security	\$2,500.00	\$208.34	\$0.00	\$0.00	\$2,083.32	\$0.00	\$866.81
Equipment Lease/Rental-Visitor Services	\$2,500.00	\$208.34	\$0.00	\$170.45	\$2,083.32	\$0.00	\$1,771.28
Equipment Lease/Rental-Administration	\$5,000.00	\$416.67	\$0.00	\$328.51	\$4,166.66	\$0.00	\$3,518.71
Equipment Lease/Rental-Capital Projects	\$0.00	\$0.00	\$0.00	\$0.00	\$0.00	\$0.00	\$0.00
Equipment Lease/Rental-Operations	\$600.00	\$50.00	\$0.00	\$39.50	\$500.00	\$0.00	\$218.99
Equipment Maintenance	\$0.00	\$0.00	\$0.00	\$0.00	\$0.00	\$0.00	\$505.06
Equipment Maintenance-Maintenance	\$0.00	\$0.00	\$0.00	\$1,096.51	\$0.00	\$0.00	\$18,489.97

Fresno's Chaffee Zoo Corporation
Income Statement
October 2017

	2017 Budget	Oct Budget	Oct Measure Z	Oct Actual	YTD Budget	YTD Measure Z	YTD Actual
Equipment Maintenance-Horticulture	\$3,000.00	\$250.00	\$0.00	\$0.00	\$2,500.00	\$0.00	\$376.26
Equipment Maintenance-Animal	\$0.00	\$0.00	\$0.00	\$25.25	\$0.00	\$0.00	\$1,957.82
Equipment Maintenance-Marketing	\$500.00	\$41.67	\$0.00	\$0.00	\$416.66	\$0.00	\$355.92
Equipment Maintenance-Membership	\$1,600.00	\$133.34	\$0.00	\$205.18	\$1,333.32	\$0.00	\$1,712.28
Equipment Maintenance-Development	\$4,500.00	\$375.00	\$0.00	\$0.00	\$3,750.00	\$0.00	\$1,642.09
Equipment Maintenance-Special Events	\$5,080.00	\$3,106.67	\$0.00	\$0.00	\$4,066.66	\$0.00	\$1,612.39
Equipment Maintenance-Education	\$1,000.00	\$83.34	\$0.00	\$236.11	\$833.32	\$0.00	\$236.11
Equipment Maintenance-Veterinary	\$0.00	\$0.00	\$0.00	\$0.00	\$0.00	\$0.00	\$2,946.16
Equipment Maintenance-Security	\$2,000.00	\$166.67	\$0.00	\$0.00	\$1,666.66	\$0.00	\$0.00
Equipment Maintenance-Visitor Services	\$3,000.00	\$250.00	\$0.00	\$299.29	\$2,500.00	\$0.00	\$1,834.80
Equipment Maintenance-Administration	\$0.00	\$0.00	\$0.00	\$195.10	\$0.00	\$0.00	\$195.10
Equipment Maintenance-Operations	\$0.00	\$0.00	\$0.00	\$25.26	\$0.00	\$0.00	\$125.75
Equipment Purchases	\$0.00	\$0.00	\$0.00	\$0.00	\$0.00	\$0.00	\$0.00
Equipment Purchases-Maintenance	\$0.00	\$0.00	\$0.00	\$0.00	\$0.00	\$0.00	\$1,905.79
Equipment Purchases-Horticulture	\$5,000.00	\$416.67	\$0.00	\$0.00	\$4,166.66	\$0.00	\$0.00
Equipment Purchases-Animal	\$25,000.00	\$2,083.34	\$0.00	\$297.31	\$20,833.32	\$0.00	\$5,919.02
Equipment Purchases-Marketing	\$1,000.00	\$83.34	\$0.00	\$0.00	\$833.32	\$0.00	\$2,591.37
Equipment Purchases-Membership	\$400.00	\$33.34	\$0.00	\$0.00	\$333.32	\$0.00	\$97.17
Equipment Purchases-Development	\$10,000.00	\$833.34	\$0.00	\$6,149.37	\$8,333.32	\$0.00	\$6,149.37
Equipment Purchases-Special Events	\$42,500.00	\$12,375.00	\$0.00	\$0.00	\$29,750.00	\$0.00	\$2,029.61
Equipment Purchases-Education	\$7,200.00	\$600.00	\$0.00	\$0.00	\$6,000.00	\$0.00	\$2,385.01
Equipment Purchases-Veterinary	\$7,300.00	\$608.34	\$0.00	\$0.52	\$6,083.32	\$0.00	\$3,360.98
Equipment Purchases-Security	\$3,000.00	\$250.00	\$0.00	\$27.80	\$2,500.00	\$0.00	\$392.30
Equipment Purchases-Visitor Services	\$1,500.00	\$125.00	\$0.00	\$0.00	\$1,250.00	\$0.00	\$1,289.22
Equipment Purchases-Administration	\$0.00	\$0.00	\$0.00	\$0.00	\$0.00	\$0.00	\$353.29
Equipment Purchases-Operations	\$0.00	\$0.00	\$0.00	\$0.00	\$0.00	\$0.00	\$0.00
Trailer Rental-General	\$23,000.00	\$1,916.67	\$0.00	\$2,388.45	\$19,166.66	\$0.00	\$18,845.82
Total Equipment	\$264,430.00	\$37,410.93	\$0.00	\$36,277.55	\$215,308.14	\$0.00	\$227,230.98
Fleet							
Fuel Surcharge	\$0.00	\$0.00	\$0.00	\$0.00	\$0.00	\$0.00	\$0.00
Fuel Surcharge-Marketing	\$0.00	\$0.00	\$0.00	\$0.00	\$0.00	\$0.00	\$0.00

Fresno's Chaffee Zoo Corporation
Income Statement
October 2017

	2017 Budget	Oct Budget	Oct Measure Z	Oct Actual	YTD Budget	YTD Measure Z	YTD Actual
Gasoline/Motor Oil/Fuel	\$0.00	\$0.00	\$0.00	\$0.00	\$0.00	\$0.00	\$0.00
Gasoline/Motor Oil/Fuel-Maintenance	\$4,500.00	\$375.00	\$0.00	\$294.95	\$3,750.00	\$0.00	\$6,649.15
Gasoline/Motor Oil/Fuel-Horticulture	\$2,200.00	\$183.34	\$0.00	\$0.00	\$1,833.32	\$0.00	\$132.59
Gasoline/Motor Oil/Fuel-Animal	\$1,000.00	\$83.34	\$0.00	\$0.00	\$833.32	\$0.00	\$282.52
Gasoline/Motor Oil/Fuel-Education	\$6,000.00	\$500.00	\$0.00	\$114.53	\$5,000.00	\$0.00	\$1,420.58
Gasoline/Motor Oil/Fuel-Veterinary	\$240.00	\$20.00	\$0.00	\$158.71	\$200.00	\$0.00	\$517.62
Gasoline/Motor Oil/Fuel-Visitor Services	\$20.00	\$1.67	\$0.00	\$0.00	\$16.66	\$0.00	\$0.00
Vehicle Rental	\$0.00	\$0.00	\$0.00	\$0.00	\$0.00	\$0.00	\$0.00
Vehicle Rental-Maintenance	\$0.00	\$0.00	\$0.00	\$0.00	\$0.00	\$0.00	\$0.00
Vehicle Rental-Development	\$12,000.00	\$1,000.00	\$0.00	\$0.00	\$10,000.00	\$0.00	\$0.00
Vehicle Repair and Maintenance	\$0.00	\$0.00	\$0.00	\$0.00	\$0.00	\$0.00	\$0.00
Vehicle Repair and Maintenance-Maintenan	\$16,500.00	\$1,375.00	\$0.00	\$27.43	\$13,750.00	\$0.00	\$3,138.61
Vehicle Repair and Maintenance-Horticultu	\$1,500.00	\$125.00	\$0.00	\$0.00	\$1,250.00	\$0.00	\$0.00
Vehicle Repair and Maintenance-Animal	\$1,000.00	\$83.34	\$0.00	\$0.00	\$833.32	\$0.00	\$797.06
Vehicle Repair and Maintenance-Marketing	\$0.00	\$0.00	\$0.00	\$0.00	\$0.00	\$0.00	\$0.00
Vehicle Repair and Maintenance-Developme	\$0.00	\$0.00	\$0.00	\$0.00	\$0.00	\$0.00	\$0.00
Vehicle Repair and Maintenance-Special Ev	\$0.00	\$0.00	\$0.00	\$0.00	\$0.00	\$0.00	\$0.00
Vehicle Repair and Maintenance-Education	\$3,000.00	\$250.00	\$0.00	\$0.00	\$2,500.00	\$0.00	\$386.61
Vehicle Repair and Maintenance-Veterinary	\$0.00	\$0.00	\$0.00	\$0.00	\$0.00	\$0.00	\$0.00
Vehicle Repair and Maintenance-Security	\$0.00	\$0.00	\$0.00	\$0.00	\$0.00	\$0.00	\$0.00
Vehicle Repair and Maintenance-Administra	\$0.00	\$0.00	\$0.00	\$0.00	\$0.00	\$0.00	\$0.00
Vehicle License & Registration	\$0.00	\$0.00	\$0.00	\$0.00	\$0.00	\$0.00	\$0.00
Vehicle License & Registration-Maintenanc	\$2,600.00	\$216.67	\$0.00	\$524.00	\$2,166.66	\$0.00	\$2,090.20
Vehicle	\$0.00	\$0.00	\$0.00	\$0.00	\$0.00	\$0.00	\$0.00
Total Fleet	\$50,560.00	\$4,213.36	\$0.00	\$1,119.62	\$42,133.28	\$0.00	\$15,414.94
Food/Catering							
Food/Catering	\$1,500.00	\$125.00	\$0.00	\$556.65	\$1,250.00	\$0.00	\$1,175.73
Food/Catering-Maintenance	\$0.00	\$0.00	\$0.00	\$0.00	\$0.00	\$0.00	\$0.00
Food/Catering-Horticulture	\$0.00	\$0.00	\$0.00	\$0.00	\$0.00	\$0.00	\$0.00
Food/Catering-Animal	\$400.00	\$33.34	\$0.00	\$0.00	\$333.32	\$0.00	\$45.28
Food/Catering-Marketing	\$8,000.00	\$41.67	\$0.00	\$349.84	\$416.66	\$0.00	\$6,689.66

Fresno's Chaffee Zoo Corporation
Income Statement
October 2017

	2017 Budget	Oct Budget	Oct Measure Z	Oct Actual	YTD Budget	YTD Measure Z	YTD Actual
Food/Catering-Membership	\$400.00	\$33.34	\$0.00	\$0.00	\$333.32	\$0.00	\$0.00
Food/Catering-Development	\$5,000.00	\$416.67	\$0.00	\$0.00	\$4,166.66	\$0.00	\$4,157.67
Food/Catering-Special Events	\$250,500.00	\$38,345.84	\$0.00	\$53,868.86	\$213,308.32	\$0.00	\$236,986.09
Food/Catering-Education	\$8,300.00	\$391.68	\$0.00	\$134.92	\$7,066.64	\$0.00	\$3,366.68
Food/Catering-Volunteer	\$2,000.00	\$166.67	\$0.00	\$0.00	\$1,666.66	\$0.00	\$619.03
Food/Catering-Veterinary	\$0.00	\$0.00	\$0.00	\$0.00	\$0.00	\$0.00	\$42.75
Food/Catering	\$0.00	\$0.00	\$0.00	\$0.00	\$0.00	\$0.00	\$157.64
Food/Catering-Administration	\$1,250.00	\$104.17	\$0.00	\$0.00	\$1,041.66	\$0.00	\$1,091.42
Food/Catering-Human Resources	\$24,800.00	\$200.00	\$0.00	\$177.40	\$7,400.00	\$0.00	\$5,486.16
Food/Catering-Capital Projects	\$0.00	\$0.00	\$0.00	\$0.00	\$0.00	\$0.00	\$0.00
Total Food/Catering	\$302,150.00	\$39,858.38	\$0.00	\$55,087.67	\$236,983.24	\$0.00	\$259,818.11
Insurance							
Insurance-Other	\$0.00	\$0.00	\$0.00	\$0.00	\$0.00	\$0.00	\$0.00
Liability Insurance	\$175,000.00	\$13,500.00	\$0.00	\$32,026.36	\$166,500.00	\$0.00	\$180,990.35
Liability Insurance-Administration	\$0.00	\$0.00	\$0.00	\$0.00	\$0.00	\$0.00	\$0.00
Property Insurance	\$0.00	\$0.00	\$0.00	\$0.00	\$0.00	\$0.00	\$0.00
Total Insurance	\$175,000.00	\$13,500.00	\$0.00	\$32,026.36	\$166,500.00	\$0.00	\$180,990.35
Miscellaneous Business							
Courier Services	\$0.00	\$0.00	\$0.00	\$0.00	\$0.00	\$0.00	\$0.00
Courier Services-Veterinary	\$800.00	\$66.67	\$0.00	\$0.00	\$666.66	\$0.00	\$0.00
Courier Services-Visitor Services	\$6,350.00	\$529.17	\$0.00	\$590.45	\$5,291.66	\$0.00	\$5,094.68
Courier Services-Administration	\$250.00	\$20.84	\$0.00	\$0.00	\$208.32	\$0.00	\$0.00
Mileage-Toll-Parking	\$0.00	\$0.00	\$0.00	\$0.00	\$0.00	\$0.00	\$0.00
Mileage-Toll-Parking-Maintenance	\$0.00	\$0.00	\$0.00	\$0.00	\$0.00	\$0.00	\$0.00
Mileage-Toll-Parking-Horticulture	\$0.00	\$0.00	\$0.00	\$0.00	\$0.00	\$0.00	\$0.00
Mileage-Toll-Parking-Animal	\$0.00	\$0.00	\$0.00	\$0.00	\$0.00	\$0.00	\$0.00
Mileage-Toll-Parking-Marketing	\$1,550.00	\$125.00	\$0.00	\$143.97	\$1,250.00	\$0.00	\$817.57
Mileage-Toll-Parking-Membership	\$250.00	\$20.84	\$0.00	\$0.00	\$208.32	\$0.00	\$36.81
Mileage-Toll-Parking-Development	\$750.00	\$62.50	\$0.00	\$0.00	\$625.00	\$0.00	\$379.19
Mileage-Toll-Parking-Special Events	\$10,695.00	\$841.68	\$0.00	\$1,800.00	\$9,011.64	\$0.00	\$13,308.09

Fresno's Chaffee Zoo Corporation
Income Statement
October 2017

	2017 Budget	Oct Budget	Oct Measure Z	Oct Actual	YTD Budget	YTD Measure Z	YTD Actual
Mileage-Toll-Parking-Education	\$50.00	\$4.17	\$0.00	\$0.00	\$41.66	\$0.00	\$0.00
Mileage-Toll-Parking-Veterinary	\$0.00	\$0.00	\$0.00	\$0.00	\$0.00	\$0.00	\$0.00
Mileage-Toll-Parking-Security	\$0.00	\$0.00	\$0.00	\$0.00	\$0.00	\$0.00	\$0.00
Mileage-Toll-Parking-Administration	\$0.00	\$0.00	\$0.00	\$0.00	\$0.00	\$0.00	\$4.09
Mileage-Toll-Parking-Human Resources	\$0.00	\$0.00	\$0.00	\$0.00	\$0.00	\$0.00	\$58.50
Mileage-Toll-Parking-Operations	\$0.00	\$0.00	\$0.00	\$0.00	\$0.00	\$0.00	\$0.00
Sales Tax Expense	\$0.00	\$0.00	\$0.00	\$0.00	\$0.00	\$0.00	\$0.00
Sales Tax Expense-Maintenance	\$0.00	\$0.00	\$0.00	\$0.00	\$0.00	\$0.00	\$0.00
Sales Tax Expense-Horticulture	\$0.00	\$0.00	\$0.00	\$0.00	\$0.00	\$0.00	\$0.00
Sales Tax Expense-Animal	\$0.00	\$0.00	\$0.00	\$0.00	\$0.00	\$0.00	\$0.00
Sales Tax Expense-Marketing	\$0.00	\$0.00	\$0.00	\$0.00	\$0.00	\$0.00	\$0.00
Sales Tax Expense-Membership	\$0.00	\$0.00	\$0.00	\$0.00	\$0.00	\$0.00	\$0.00
Sales Tax Expense-Development	\$0.00	\$0.00	\$0.00	\$0.00	\$0.00	\$0.00	\$0.00
Sales Tax Expense-Special Events	\$0.00	\$0.00	\$0.00	\$0.00	\$0.00	\$0.00	\$0.00
Sales Tax Expense-Education	\$0.00	\$0.00	\$0.00	\$0.00	\$0.00	\$0.00	\$0.00
Sales Tax Expense-Volunteer	\$0.00	\$0.00	\$0.00	\$0.00	\$0.00	\$0.00	\$0.00
Sales Tax Expense-Veterinary	\$0.00	\$0.00	\$0.00	\$0.00	\$0.00	\$0.00	\$0.00
Sales Tax Expense-Security	\$0.00	\$0.00	\$0.00	\$0.00	\$0.00	\$0.00	\$0.00
Sales Tax Expense-Visitor Services	\$0.00	\$0.00	\$0.00	\$0.00	\$0.00	\$0.00	\$0.00
Sales Tax Expense-Administration	\$0.00	\$0.00	\$0.00	\$0.00	\$0.00	\$0.00	\$0.00
Trip Expense	\$0.00	\$0.00	\$0.00	\$0.00	\$0.00	\$0.00	\$320.36
Trip Expense-Animal	\$3,000.00	\$250.00	\$0.00	\$0.00	\$2,500.00	\$0.00	\$0.00
Trip Expense-Education	\$2,500.00	\$208.34	\$0.00	\$0.00	\$2,083.32	\$0.00	\$1,830.20
Trip Expense-Veterinary	\$0.00	\$0.00	\$0.00	\$0.00	\$0.00	\$0.00	\$0.00
Reference Materials	\$0.00	\$0.00	\$0.00	\$0.00	\$0.00	\$0.00	\$0.00
Reference Materials-Maintenance	\$0.00	\$0.00	\$0.00	\$0.00	\$0.00	\$0.00	\$0.00
Reference Materials-Horticulture	\$200.00	\$16.67	\$0.00	\$0.00	\$166.66	\$0.00	\$0.00
Reference Materials-Animal	\$0.00	\$0.00	\$0.00	\$0.00	\$0.00	\$0.00	\$0.00
Reference Materials-Education	\$1,000.00	\$83.34	\$0.00	\$0.00	\$833.32	\$0.00	\$0.00
Reference Materials-Volunteer	\$0.00	\$0.00	\$0.00	\$0.00	\$0.00	\$0.00	\$0.00
Reference Materials-Veterinary	\$400.00	\$33.34	\$0.00	\$0.00	\$333.32	\$0.00	\$0.00
Reference Materials-Security	\$0.00	\$0.00	\$0.00	\$0.00	\$0.00	\$0.00	\$0.00

Fresno's Chaffee Zoo Corporation
Income Statement
October 2017

	2017 Budget	Oct Budget	Oct Measure Z	Oct Actual	YTD Budget	YTD Measure Z	YTD Actual
Reference Materials-Administration	\$250.00	\$20.84	\$0.00	\$0.00	\$208.32	\$0.00	\$0.00
Reference Materials-Human Resources	\$500.00	\$41.67	\$0.00	\$0.00	\$416.66	\$0.00	\$0.00
Subscriptions/Publications	\$0.00	\$0.00	\$0.00	\$0.00	\$0.00	\$0.00	\$0.00
Subscriptions/Publications-Maintenance	\$150.00	\$12.50	\$0.00	\$0.00	\$125.00	\$0.00	\$0.00
Subscriptions/Publications-Horticulture	\$100.00	\$8.34	\$0.00	\$0.00	\$83.32	\$0.00	\$0.00
Subscriptions/Publications-Animal	\$500.00	\$41.67	\$0.00	\$0.00	\$416.66	\$0.00	\$0.00
Subscriptions/Publications-Marketing	\$200.00	\$16.67	\$0.00	\$0.00	\$166.66	\$0.00	\$100.00
Subscriptions/Publications-Development	\$800.00	\$66.67	\$0.00	\$0.00	\$666.66	\$0.00	\$0.00
Subscriptions/Publications-Special Events	\$0.00	\$0.00	\$0.00	\$0.00	\$0.00	\$0.00	\$0.00
Subscriptions/Publications-Administration	\$0.00	\$0.00	\$0.00	\$0.00	\$0.00	\$0.00	\$0.00
Subscriptions/Publications-Human Resource	\$0.00	\$0.00	\$0.00	\$0.00	\$0.00	\$0.00	\$300.00
Volunteer Recognition	\$0.00	\$0.00	\$0.00	\$0.00	\$0.00	\$0.00	\$0.00
Volunteer Recognition-Special Events	\$500.00	\$41.67	\$0.00	\$0.00	\$416.66	\$0.00	\$0.00
Volunteer Recognition-Volunteer	\$0.00	\$0.00	\$0.00	\$0.00	\$0.00	\$0.00	\$907.39
Director Discretionary	\$0.00	\$0.00	\$0.00	\$0.00	\$0.00	\$0.00	\$0.00
Director Discretionary-Animal	\$0.00	\$0.00	\$0.00	\$0.00	\$0.00	\$0.00	\$100.00
Director Discretionary-Marketing	\$0.00	\$0.00	\$0.00	\$0.00	\$0.00	\$0.00	\$0.00
Director Discretionary-Administration	\$20,000.00	\$1,666.67	\$0.00	\$0.00	\$16,666.66	\$0.00	\$347.15
Employee Relations	\$0.00	\$0.00	\$0.00	\$0.00	\$0.00	\$0.00	\$0.00
Employee Relations-Animal	\$0.00	\$0.00	\$0.00	\$0.00	\$0.00	\$0.00	\$0.00
Employee Relations-Development	\$0.00	\$0.00	\$0.00	\$0.00	\$0.00	\$0.00	\$0.00
Employee Relations-Special Events	\$0.00	\$0.00	\$0.00	\$0.00	\$0.00	\$0.00	\$0.00
Employee Relations-Education	\$500.00	\$41.67	\$0.00	\$0.00	\$416.66	\$0.00	\$0.00
Employee Relations-Security	\$0.00	\$0.00	\$0.00	\$0.00	\$0.00	\$0.00	\$0.00
Employee Relations-Administration	\$500.00	\$41.67	\$0.00	\$0.00	\$416.66	\$0.00	\$0.00
Research	\$0.00	\$0.00	\$0.00	\$0.00	\$0.00	\$0.00	\$0.00
Research-Animal	\$0.00	\$0.00	\$0.00	\$0.00	\$0.00	\$0.00	\$0.00
Recognition Expense	\$0.00	\$0.00	\$0.00	\$0.00	\$0.00	\$0.00	\$0.00
Recognition Expense-Marketing	\$500.00	\$500.00	\$0.00	\$0.00	\$500.00	\$0.00	\$80.00
Recognition Expense-Development	\$2,500.00	\$208.34	\$0.00	\$0.00	\$2,083.32	\$0.00	\$2,171.44
Recognition Expense-Special Events	\$1,600.00	\$1,120.84	\$0.00	\$881.89	\$1,558.32	\$0.00	\$881.89
Recognition Expense-Education	\$500.00	\$41.67	\$0.00	\$0.00	\$416.66	\$0.00	\$30.98

Fresno's Chaffee Zoo Corporation
Income Statement
October 2017

	2017 Budget	Oct Budget	Oct Measure Z	Oct Actual	YTD Budget	YTD Measure Z	YTD Actual
Recognition Expense-Volunteer	\$2,000.00	\$166.67	\$0.00	\$233.23	\$1,666.66	\$0.00	\$308.23
Recognition Expense-Administration	\$0.00	\$0.00	\$0.00	\$0.00	\$0.00	\$0.00	\$0.00
Recognition Expense-Human Resources	\$950.00	\$79.17	\$0.00	\$0.00	\$791.66	\$0.00	\$269.20
Recognition Expense-Capital Projects	\$0.00	\$0.00	\$0.00	\$0.00	\$0.00	\$0.00	\$0.00
Staff Recruitment Expense	\$0.00	\$0.00	\$0.00	\$0.00	\$0.00	\$0.00	\$0.00
Staff Recruitment Expense-Horticulture	\$0.00	\$0.00	\$0.00	\$0.00	\$0.00	\$0.00	\$0.00
Staff Recruitment Expense-Veterinary	\$0.00	\$0.00	\$0.00	\$0.00	\$0.00	\$0.00	\$0.00
Staff Recruitment Expense-Administration	\$0.00	\$0.00	\$0.00	\$0.00	\$0.00	\$0.00	\$0.00
Recruiting	\$0.00	\$0.00	\$0.00	\$0.00	\$0.00	\$0.00	\$0.00
Recruiting-Maintenance	\$250.00	\$20.84	\$0.00	\$0.00	\$208.32	\$0.00	\$0.00
Recruiting-Horticulture	\$150.00	\$12.50	\$0.00	\$0.00	\$125.00	\$0.00	\$0.00
Recruiting-Animal	\$2,500.00	\$208.34	\$0.00	\$0.00	\$2,083.32	\$0.00	\$150.00
Recruiting-Marketing	\$0.00	\$0.00	\$0.00	\$0.00	\$0.00	\$0.00	\$0.00
Recruiting-Special Event	\$0.00	\$0.00	\$0.00	\$0.00	\$0.00	\$0.00	\$0.00
Recruiting-Education	\$500.00	\$41.67	\$0.00	\$1,352.92	\$416.66	\$0.00	\$1,843.18
Recruiting-Veterinary	\$300.00	\$25.00	\$0.00	\$0.00	\$250.00	\$0.00	\$0.00
Recruiting-Security	\$0.00	\$0.00	\$0.00	\$0.00	\$0.00	\$0.00	\$0.00
Recruiting-Administration	\$0.00	\$0.00	\$0.00	\$0.00	\$0.00	\$0.00	\$16,100.90
Recruiting-Human Resources	\$10,000.00	\$833.34	\$0.00	\$1,055.00	\$8,333.32	\$0.00	\$5,259.00
Recognition Expense-Res	\$0.00	\$0.00	\$0.00	\$0.00	\$0.00	\$0.00	\$0.00
Total Miscellaneous Business	\$73,545.00	\$7,520.98	\$0.00	\$6,057.46	\$61,653.04	\$0.00	\$50,698.85
Office Supplies							
Office Furniture	\$0.00	\$0.00	\$0.00	\$0.00	\$0.00	\$0.00	\$0.00
Office Furniture-Maintenance	\$0.00	\$0.00	\$0.00	\$0.00	\$0.00	\$0.00	\$0.00
Office Furniture-Horticulture	\$0.00	\$0.00	\$0.00	\$0.00	\$0.00	\$0.00	\$0.00
Office Furniture-Animals	\$0.00	\$0.00	\$0.00	\$0.00	\$0.00	\$0.00	\$0.00
Office Furniture-Marketing	\$1,000.00	\$83.34	\$0.00	\$0.00	\$833.32	\$0.00	\$319.67
Office Furniture-Membership	\$1,000.00	\$83.34	\$0.00	\$0.00	\$833.32	\$0.00	\$0.00
Office Furniture-Special Events	\$500.00	\$41.67	\$0.00	\$0.00	\$416.66	\$0.00	\$0.00
Office Furniture-Education	\$1,000.00	\$83.34	\$0.00	\$0.00	\$833.32	\$0.00	\$0.00
Office Furniture-Veterinary	\$1,800.00	\$150.00	\$0.00	\$0.00	\$1,500.00	\$0.00	\$949.41

Fresno's Chaffee Zoo Corporation
Income Statement
October 2017

	2017 Budget	Oct Budget	Oct Measure Z	Oct Actual	YTD Budget	YTD Measure Z	YTD Actual
Office Furniture-Security	\$0.00	\$0.00	\$0.00	\$0.00	\$0.00	\$0.00	\$0.00
Office Furniture-Administration	\$1,000.00	\$83.34	\$0.00	\$0.00	\$833.32	\$0.00	\$0.00
Office Furniture-Human Resources	\$0.00	\$0.00	\$0.00	\$0.00	\$0.00	\$0.00	\$0.00
Office Furniture-Capital Projects	\$0.00	\$0.00	\$0.00	\$0.00	\$0.00	\$0.00	\$0.00
Office Furniture-Operations	\$0.00	\$0.00	\$0.00	\$0.00	\$0.00	\$0.00	\$0.00
Office Supplies	\$0.00	\$0.00	\$0.00	\$0.00	\$0.00	\$0.00	\$0.00
Office Supplies-Maintenance	\$400.00	\$33.34	\$0.00	\$0.00	\$333.32	\$0.00	\$0.00
Office Supplies-Horticulture	\$0.00	\$0.00	\$0.00	\$0.00	\$0.00	\$0.00	\$0.00
Office Supplies-Animal	\$1,200.00	\$100.00	\$0.00	\$88.55	\$1,000.00	\$0.00	\$722.04
Office Supplies-Marketing	\$750.00	\$62.50	\$0.00	\$0.00	\$625.00	\$0.00	\$887.53
Office Supplies-Membership	\$1,200.00	\$100.00	\$0.00	\$0.58	\$1,000.00	\$0.00	\$904.57
Office Supplies-Development	\$3,100.00	\$258.34	\$0.00	\$0.00	\$2,583.32	\$0.00	\$0.00
Office Supplies-Special Events	\$2,400.00	\$200.01	\$0.00	\$0.00	\$1,999.98	\$0.00	\$721.84
Office Supplies-Education	\$5,200.00	\$433.34	\$0.00	\$188.60	\$4,333.32	\$0.00	\$1,563.04
Office Supplies-Volunteer	\$0.00	\$0.00	\$0.00	\$0.00	\$0.00	\$0.00	\$0.00
Office Supplies-Veterinary	\$1,100.00	\$91.67	\$0.00	\$70.11	\$916.66	\$0.00	\$656.80
Office Supplies-Security	\$500.00	\$41.67	\$0.00	\$0.00	\$416.66	\$0.00	\$472.37
Office Supplies-Visitor Services	\$1,700.00	\$141.67	\$0.00	\$94.04	\$1,416.66	\$0.00	\$1,428.71
Office Supplies-Administration	\$8,000.00	\$666.67	\$0.00	\$573.11	\$6,666.66	\$0.00	\$5,601.45
Office Supplies-Human Resources	\$350.00	\$29.17	\$0.00	\$61.59	\$291.66	\$0.00	\$286.97
Office Supplies-Capital Projects	\$0.00	\$0.00	\$0.00	\$0.00	\$0.00	\$0.00	\$0.00
Office Supplies-Operations	\$250.00	\$20.84	\$0.00	\$0.00	\$208.32	\$0.00	\$0.00
Total Office Supplies	\$32,450.00	\$2,704.25	\$0.00	\$1,076.58	\$27,041.50	\$0.00	\$14,514.40
Postage							
Postage	\$0.00	\$0.00	\$0.00	\$0.00	\$0.00	\$0.00	\$0.00
Postage-Maintenance	\$0.00	\$0.00	\$0.00	\$0.00	\$0.00	\$0.00	\$0.00
Postage-Animal	\$500.00	\$41.67	\$0.00	\$0.00	\$416.66	\$0.00	\$226.09
Postage-Marketing	\$1,750.00	\$125.00	\$0.00	\$0.00	\$1,500.00	\$0.00	\$0.00
Postage-Membership	\$26,000.00	\$2,166.67	\$0.00	\$3,771.54	\$21,666.66	\$0.00	\$23,315.47
Postage-Development	\$11,500.00	\$958.34	\$0.00	\$127.50	\$9,583.32	\$0.00	\$3,626.41
Postage-Special Events	\$18,695.00	\$4,543.34	\$0.00	\$2,389.74	\$18,608.32	\$0.00	\$14,412.91

Fresno's Chaffee Zoo Corporation
Income Statement
October 2017

	2017 Budget	Oct Budget	Oct Measure Z	Oct Actual	YTD Budget	YTD Measure Z	YTD Actual
Postage-Education	\$1,675.00	\$139.59	\$0.00	\$0.00	\$1,395.82	\$0.00	\$76.97
Postage-Volunteer	\$500.00	\$41.67	\$0.00	\$113.43	\$416.66	\$0.00	\$215.87
Postage-Veterinary	\$4,250.00	\$354.17	\$0.00	\$466.63	\$3,541.66	\$0.00	\$4,681.66
Postage-Security	\$75.00	\$6.25	\$0.00	\$0.00	\$62.50	\$0.00	\$0.00
Postage-Visitor Services	\$100.00	\$8.34	\$0.00	\$0.00	\$83.32	\$0.00	\$47.14
Postage-Administration	\$3,500.00	\$291.67	\$0.00	\$78.19	\$2,916.66	\$0.00	\$2,503.98
Postage-Human Resources	\$0.00	\$0.00	\$0.00	\$0.00	\$0.00	\$0.00	\$0.00
Postage-Capital Projects	\$0.00	\$0.00	\$0.00	\$0.00	\$0.00	\$0.00	\$0.00
Total Postage	\$68,545.00	\$8,676.71	\$0.00	\$6,947.03	\$60,191.58	\$0.00	\$49,106.50
Printing							
Newsletter Expense	\$0.00	\$0.00	\$0.00	\$0.00	\$0.00	\$0.00	\$0.00
Newsletter Expense-Membership	\$58,000.00	\$4,833.34	\$0.00	\$0.00	\$48,333.32	\$0.00	\$43,694.41
Newsletter Expense-Development	\$0.00	\$0.00	\$0.00	\$0.00	\$0.00	\$0.00	\$0.00
Printing	\$0.00	\$0.00	\$0.00	\$0.00	\$0.00	\$0.00	\$0.00
Printing-Maintenance	\$0.00	\$0.00	\$0.00	\$69.10	\$0.00	\$0.00	\$430.99
Printing-Horticulture	\$0.00	\$0.00	\$0.00	\$0.00	\$0.00	\$0.00	\$0.00
Printing-Animal	\$200.00	\$16.67	\$0.00	\$0.00	\$166.66	\$0.00	\$0.00
Printing-Marketing	\$45,750.00	\$3,750.00	\$0.00	\$5,397.67	\$38,250.00	\$0.00	\$25,898.56
Printing-Membership	\$22,000.00	\$1,833.34	\$0.00	\$1,634.59	\$18,333.32	\$0.00	\$26,438.75
Printing-Development	\$18,000.00	\$1,500.00	\$0.00	\$4,856.72	\$15,000.00	\$0.00	\$8,058.88
Printing-Special Events	\$33,900.00	\$6,800.00	\$0.00	\$3,995.08	\$32,800.00	\$0.00	\$25,185.53
Printing-Education	\$14,201.00	\$1,183.42	\$0.00	\$17.28	\$11,834.16	\$0.00	\$1,230.10
Printing-Volunteer	\$1,500.00	\$125.00	\$0.00	\$0.00	\$1,250.00	\$0.00	\$0.00
Printing-Veterinary	\$100.00	\$8.34	\$0.00	\$0.00	\$83.32	\$0.00	\$0.00
Printing-Security	\$0.00	\$0.00	\$0.00	\$0.00	\$0.00	\$0.00	\$0.00
Printing-Visitor Services	\$3,141.00	\$261.75	\$0.00	\$0.00	\$2,617.50	\$0.00	\$9.25
Printing-Administration	\$1,500.00	\$125.00	\$0.00	\$69.10	\$1,250.00	\$0.00	\$1,752.99
Printing-Human Resources	\$3,000.00	\$250.00	\$0.00	\$0.00	\$2,500.00	\$0.00	\$5.51
Printing-Capital Projects	\$0.00	\$0.00	\$0.00	\$0.00	\$0.00	\$0.00	\$0.00
Printing-Operations	\$25.00	\$2.09	\$0.00	\$0.00	\$20.82	\$0.00	\$0.00
Total Printing	\$201,317.00	\$20,688.95	\$0.00	\$16,039.54	\$172,439.10	\$0.00	\$132,704.97

Fresno's Chaffee Zoo Corporation
Income Statement
October 2017

	2017 Budget	Oct Budget	Oct Measure Z	Oct Actual	YTD Budget	YTD Measure Z	YTD Actual
Professional Services							
Legal and Audit	\$100,000.00	\$8,333.34	\$0.00	\$12,209.36	\$83,333.32	\$0.00	\$154,605.91
Legal and Audit-Administration	\$0.00	\$0.00	\$0.00	\$0.00	\$0.00	\$0.00	\$0.00
Legal and Audit-Human Resources	\$0.00	\$0.00	\$0.00	\$0.00	\$0.00	\$0.00	\$0.00
Legal and Audit-Capital Projects	\$0.00	\$0.00	\$0.00	\$1,540.00	\$0.00	\$0.00	\$10,324.18
Lab Work	\$0.00	\$0.00	\$0.00	\$0.00	\$0.00	\$0.00	\$0.00
Lab Work-Veterinary	\$50,000.00	\$4,166.67	\$0.00	\$5,127.58	\$41,666.66	\$0.00	\$41,259.39
Payroll Service	\$0.00	\$0.00	\$0.00	\$0.00	\$0.00	\$0.00	\$0.00
Payroll Service-Administration	\$20,000.00	\$1,600.00	\$0.00	\$2,316.64	\$16,600.00	\$0.00	\$26,843.56
Pest Control Services	\$0.00	\$0.00	\$0.00	\$0.00	\$0.00	\$0.00	\$0.00
Pest Control Services-Maintenance	\$39,500.00	\$3,291.67	\$0.00	\$3,760.00	\$32,916.66	\$0.00	\$37,748.49
Professional Services	\$0.00	\$0.00	\$0.00	\$0.00	\$0.00	\$0.00	\$0.00
Total Professional Services	\$209,500.00	\$17,391.68	\$0.00	\$24,953.58	\$174,516.64	\$0.00	\$270,781.53
Repairs and Replacements							
Building Supplies-Materials	\$0.00	\$0.00	\$0.00	\$0.00	\$0.00	\$0.00	\$0.00
Building Supplies-Materials-Maintenance	\$0.00	\$0.00	\$0.00	\$0.00	\$0.00	\$0.00	\$0.00
Building Supplies-Materials-Horticulture	\$1,250.00	\$104.17	\$0.00	\$0.00	\$1,041.66	\$0.00	\$0.00
Building Supplies-Materials-Animal	\$3,000.00	\$250.00	\$0.00	\$0.00	\$2,500.00	\$0.00	\$0.00
Building Supplies-Materials-Veterinary	\$0.00	\$0.00	\$0.00	\$0.00	\$0.00	\$0.00	\$0.00
Construction	\$0.00	\$0.00	\$0.00	\$0.00	\$0.00	\$0.00	\$0.00
Construction-Maintenance	\$5,000.00	\$416.67	\$0.00	\$0.00	\$4,166.66	\$0.00	\$0.00
Construction-Horticulture	\$0.00	\$0.00	\$0.00	\$0.00	\$0.00	\$0.00	\$0.00
Construction-Animal	\$0.00	\$0.00	\$0.00	\$0.00	\$0.00	\$0.00	\$7.04
Exhibit Renovations-Animal	\$70,000.00	\$5,833.34	\$0.00	\$900.00	\$58,333.32	\$0.00	\$20,474.96
Exhibit Maintenance-Animal	\$0.00	\$0.00	\$0.00	\$307.47	\$0.00	\$0.00	\$613.12
Exhibit Maint-Valley Farms-Animals	\$20,000.00	\$1,666.67	\$0.00	\$2,600.00	\$16,666.66	\$0.00	\$6,231.93
Improvements	\$0.00	\$0.00	\$0.00	\$0.00	\$0.00	\$0.00	\$0.00
Improvements-Maintenance	\$0.00	\$0.00	\$0.00	\$0.00	\$0.00	\$0.00	\$0.00
Improvements-Horticulture	\$0.00	\$0.00	\$0.00	\$0.00	\$0.00	\$0.00	\$585.23
Improvements-Animal	\$0.00	\$0.00	\$0.00	\$0.00	\$0.00	\$0.00	\$0.00

Fresno's Chaffee Zoo Corporation
Income Statement
October 2017

	2017 Budget	Oct Budget	Oct Measure Z	Oct Actual	YTD Budget	YTD Measure Z	YTD Actual
Improvements-Education	\$500.00	\$41.67	\$0.00	\$0.00	\$416.66	\$0.00	\$0.00
Improvements-Visitor Services	\$0.00	\$0.00	\$0.00	\$0.00	\$0.00	\$0.00	\$0.00
Improvements-Administration	\$0.00	\$0.00	\$0.00	\$0.00	\$0.00	\$0.00	\$0.00
Irrigation Maintenance and Repair-Horticult	\$15,800.00	\$1,316.67	\$0.00	\$2,933.23	\$13,166.66	\$0.00	\$26,753.98
Irrigation Maintenance and Repair-Animals	\$0.00	\$0.00	\$0.00	\$0.00	\$0.00	\$0.00	\$0.00
Purchases-Benches	\$0.00	\$0.00	\$0.00	\$0.00	\$0.00	\$0.00	\$0.00
Purchases-Benches-Development	\$0.00	\$0.00	\$0.00	\$0.00	\$0.00	\$0.00	\$0.00
Permits	\$0.00	\$0.00	\$0.00	\$0.00	\$0.00	\$0.00	\$0.00
Permits-Maintenance	\$1,000.00	\$83.34	\$0.00	\$0.00	\$833.32	\$0.00	\$0.00
Permits-Animal	\$2,000.00	\$166.67	\$0.00	\$58.45	\$1,666.66	\$0.00	\$1,581.40
Permits-Veterinary	\$50.00	\$4.17	\$0.00	\$0.00	\$41.66	\$0.00	\$0.00
Permits-Administration	\$0.00	\$0.00	\$0.00	\$0.00	\$0.00	\$0.00	(\$1,462.00)
Permits-Operations	\$0.00	\$0.00	\$0.00	\$0.00	\$0.00	\$0.00	\$0.00
Repairs and Replacements	\$0.00	\$0.00	\$0.00	\$0.00	\$0.00	\$0.00	\$2,940.50
Repairs and Replacements-Maintenance	\$170,000.00	\$14,166.67	\$0.00	(\$27,512.18)	\$141,666.66	\$0.00	\$128,253.95
Repairs and Replacements-Horticulture	\$2,000.00	\$166.67	\$0.00	\$0.00	\$1,666.66	\$0.00	\$2,988.70
Repairs and Replacements-Animal	\$30,000.00	\$2,500.00	\$0.00	\$994.43	\$25,000.00	\$0.00	\$52,111.12
Repairs and Replacements-Marketing	\$0.00	\$0.00	\$0.00	\$0.00	\$0.00	\$0.00	\$0.00
Repairs and Replacements-Development	\$0.00	\$0.00	\$0.00	\$0.00	\$0.00	\$0.00	\$0.00
Repairs and Replacements-Special Events	\$7,200.00	\$100.01	\$0.00	\$0.00	\$999.98	\$0.00	\$144.92
Repairs and Replacements-Education	\$3,000.00	\$250.00	\$0.00	\$138.00	\$2,500.00	\$0.00	\$414.00
Repairs and Replacements-Veterinary	\$2,000.00	\$166.67	\$0.00	\$4.31	\$1,666.66	\$0.00	\$3,949.14
Repairs and Replacements-Security	\$1,500.00	\$125.00	\$0.00	\$358.65	\$1,250.00	\$0.00	\$3,794.40
Repairs and Replacements-Visitor Services	\$750.00	\$62.50	\$0.00	\$24.25	\$625.00	\$0.00	\$5,060.96
Repairs and Replacements-Administration	\$2,000.00	\$166.67	\$0.00	\$0.00	\$1,666.66	\$0.00	\$1,791.91
Repairs and Replacements-Operations	\$0.00	\$0.00	\$0.00	\$45.00	\$0.00	\$0.00	\$45.00
Structural Repairs	\$0.00	\$0.00	\$0.00	\$0.00	\$0.00	\$0.00	\$0.00
Structural Repairs-Education	\$0.00	\$0.00	\$0.00	\$0.00	\$0.00	\$0.00	\$0.00
Purchases-Benches-Res	\$0.00	\$0.00	\$0.00	\$0.00	\$0.00	\$0.00	\$0.00
Repairs and Replacements-Capital Projects	\$0.00	\$0.00	\$0.00	\$0.00	\$0.00	\$0.00	\$0.00
Total Repairs and Replacements	\$337,050.00	\$27,587.56	\$0.00	(\$19,148.39)	\$275,874.88	\$0.00	\$256,280.26

Fresno's Chaffee Zoo Corporation
Income Statement
October 2017

	2017 Budget	Oct Budget	Oct Measure Z	Oct Actual	YTD Budget	YTD Measure Z	YTD Actual
Service/Bank/Credit Card Fees							
Bank Fees-Measure Z	\$120.00	\$10.00	\$0.00	\$0.00	\$100.00	\$0.00	\$0.00
Bank Fees-Measure Z-Administration	\$120.00	\$10.00	\$0.00	\$30.00	\$100.00	\$0.00	\$150.00
Bank Charges	\$27,500.00	\$2,291.67	\$0.00	\$0.00	\$22,916.66	\$0.00	\$29,737.17
Bank Charges-Maintenance	\$0.00	\$0.00	\$0.00	\$23.70	\$0.00	\$0.00	\$225.15
Bank Charges-Horticulture	\$0.00	\$0.00	\$0.00	\$3.95	\$0.00	\$0.00	\$39.50
Bank Charges-Animal	\$0.00	\$0.00	\$0.00	\$63.20	\$0.00	\$0.00	\$711.00
Bank Charges-Marketing	\$0.00	\$0.00	\$0.00	\$3.95	\$0.00	\$0.00	\$35.55
Bank Charges-Membership	\$78.00	\$6.50	\$0.00	\$3.95	\$65.00	\$0.00	\$39.50
Bank Charges-Development	\$0.00	\$0.00	\$0.00	\$3.95	\$0.00	\$0.00	\$43.45
Bank Charges-Events	\$0.00	\$0.00	\$0.00	\$0.00	\$0.00	\$0.00	\$0.00
Bank Charges-Education	\$0.00	\$0.00	\$0.00	\$7.90	\$0.00	\$0.00	\$150.10
Bank Charges-Veterinary	\$0.00	\$0.00	\$0.00	\$7.90	\$0.00	\$0.00	\$130.35
Bank Charges-Security	\$0.00	\$0.00	\$0.00	\$3.95	\$0.00	\$0.00	\$63.20
Bank Charges-Visitor Services	\$0.00	\$0.00	\$0.00	\$3.95	\$0.00	\$0.00	\$39.50
Bank Charges-Administration	\$4,500.00	\$374.85	\$0.00	\$529.96	\$3,749.85	\$0.00	\$6,286.86
Bank Charges-Operations	\$0.00	\$0.00	\$0.00	\$3.95	\$0.00	\$0.00	\$39.50
Credit Card Fees	\$0.00	\$0.00	\$0.00	\$0.00	\$0.00	\$0.00	\$0.00
Credit Card Fees-Maintenance	\$0.00	\$0.00	\$0.00	\$0.00	\$0.00	\$0.00	\$0.00
Credit Card Fees-Animal	\$0.00	\$0.00	\$0.00	\$0.00	\$0.00	\$0.00	\$0.00
Credit Card Fees-Membership	\$10,000.00	\$833.34	\$0.00	\$123.95	\$8,333.32	\$0.00	\$5,166.41
Credit Card Fees-Development	\$0.00	\$0.00	\$0.00	\$0.00	\$0.00	\$0.00	\$0.00
Credit Card Fees-Special Events	\$1,250.00	\$104.17	\$0.00	\$165.09	\$1,041.66	\$0.00	\$3,319.21
Credit Card Fees-Education	\$2,000.00	\$166.67	\$0.00	\$116.09	\$1,666.66	\$0.00	\$970.60
Credit Card Fees-Veterinary	\$0.00	\$0.00	\$0.00	\$0.00	\$0.00	\$0.00	\$0.00
Credit Card Fees-Visitor Services	\$110,000.00	\$8,500.00	\$0.00	\$9,050.81	\$93,000.00	\$0.00	\$101,118.05
Credit Card Fees-Administration	\$0.00	\$0.00	\$0.00	\$0.00	\$0.00	\$0.00	\$0.00
Credit Card Chargebacks	\$0.00	\$0.00	\$0.00	\$0.00	\$0.00	\$0.00	\$0.00
Interest Expense	\$7,500.00	\$625.00	\$0.00	\$0.00	\$6,250.00	\$0.00	\$12,396.81
Returned Checks From Patrons	\$0.00	\$0.00	\$0.00	\$0.00	\$0.00	\$0.00	\$0.00
Returned Checks From Patrons-Membership	\$0.00	\$0.00	\$0.00	\$0.00	\$0.00	\$0.00	\$0.00
Returned Checks From Patrons-Special Eve	\$0.00	\$0.00	\$0.00	\$0.00	\$0.00	\$0.00	\$0.00

Fresno's Chaffee Zoo Corporation
Income Statement
October 2017

	2017 Budget	Oct Budget	Oct Measure Z	Oct Actual	YTD Budget	YTD Measure Z	YTD Actual
Bank Charges-Res	\$0.00	\$0.00	\$0.00	\$0.00	\$0.00	\$0.00	\$0.00
Total Service/Bank/Credit Card Fees	\$163,068.00	\$12,922.20	\$0.00	\$10,146.25	\$137,223.15	\$0.00	\$160,661.91
Signage							
Signage	\$0.00	\$0.00	\$0.00	\$0.00	\$0.00	\$0.00	\$1,522.94
Signage-Maintenance	\$2,159.00	\$179.92	\$0.00	\$0.00	\$1,799.16	\$0.00	\$0.00
Signage-Horticulture	\$500.00	\$41.67	\$0.00	\$0.00	\$416.66	\$0.00	\$0.00
Signage-Marketing	\$0.00	\$0.00	\$0.00	\$1,875.69	\$0.00	\$0.00	\$8,860.60
Signage-Membership	\$0.00	\$0.00	\$0.00	\$0.00	\$0.00	\$0.00	\$0.00
Signage-Development	\$0.00	\$0.00	\$0.00	\$0.00	\$0.00	\$0.00	\$10,677.88
Signage-Special Events	\$0.00	\$0.00	\$0.00	\$0.00	\$0.00	\$0.00	\$233.23
Signage-Education	\$15,000.00	\$1,250.00	\$0.00	\$0.00	\$12,500.00	\$0.00	\$5,493.95
Signage-Veterinary	\$0.00	\$0.00	\$0.00	\$0.00	\$0.00	\$0.00	\$0.00
Signage-Security	\$0.00	\$0.00	\$0.00	\$0.00	\$0.00	\$0.00	\$0.00
Signage-Visitor Services	\$1,000.00	\$83.34	\$0.00	\$0.00	\$833.32	\$0.00	\$1,936.53
Signage-Administration	\$0.00	\$0.00	\$0.00	\$0.00	\$0.00	\$0.00	\$0.00
Signage-Human Resources	\$1,000.00	\$83.34	\$0.00	\$0.00	\$833.32	\$0.00	\$0.00
Signage-Capital Projects	\$0.00	\$0.00	\$0.00	\$0.00	\$0.00	\$0.00	\$0.00
Total Signage	\$19,659.00	\$1,638.27	\$0.00	\$1,875.69	\$16,382.46	\$0.00	\$28,725.13
Specialized Services							
Misc. Specialized Services	\$1,000.00	\$83.34	\$0.00	\$3,856.50	\$833.32	\$0.00	\$3,856.50
Misc. Specialized Services-Maintenance	\$0.00	\$0.00	\$0.00	\$0.00	\$0.00	\$0.00	\$517.39
Misc. Specialized Services-Horticulture	\$0.00	\$0.00	\$0.00	\$0.00	\$0.00	\$0.00	\$29.50
Misc. Specialized Services-Animal	\$2,500.00	\$208.34	\$0.00	\$0.00	\$2,083.32	\$0.00	\$1,780.00
Misc. Specialized Services-Marketing	\$0.00	\$0.00	\$0.00	\$0.00	\$0.00	\$0.00	\$29.50
Misc. Specialized Services-Memberships	\$800.00	\$66.67	\$0.00	\$0.00	\$666.66	\$0.00	\$150.00
Misc. Specialized Services-Development	\$0.00	\$0.00	\$0.00	\$0.00	\$0.00	\$0.00	\$29.50
Misc. Specialized Services-Special Events	\$0.00	\$0.00	\$0.00	\$0.00	\$0.00	\$0.00	\$147.50
Misc. Specialized Services-Education	\$0.00	\$0.00	\$0.00	\$0.00	\$0.00	\$0.00	\$762.50
Misc. Specialized Services-Veterinary	\$7,000.00	\$583.34	\$0.00	\$0.00	\$5,833.32	\$0.00	\$820.86
Misc. Specialized Services-Security	\$0.00	\$0.00	\$0.00	\$0.00	\$0.00	\$0.00	\$29.50

Fresno's Chaffee Zoo Corporation
Income Statement
October 2017

	2017 Budget	Oct Budget	Oct Measure Z	Oct Actual	YTD Budget	YTD Measure Z	YTD Actual
Misc. Specialized Services-Visitor Services	\$0.00	\$0.00	\$0.00	\$0.00	\$0.00	\$0.00	\$0.00
Misc. Specialized Services-Administration	\$1,000.00	\$83.34	\$0.00	\$0.00	\$833.32	\$0.00	\$2,472.23
Misc. Specialized Services-Information Tec	\$0.00	\$0.00	\$0.00	\$0.00	\$0.00	\$0.00	\$0.00
Misc. Specialized Services-Human Resource	\$12,000.00	\$1,000.00	\$0.00	\$0.00	\$10,000.00	\$0.00	\$8,513.75
Misc. Specialized Services-Operations	\$0.00	\$0.00	\$0.00	\$0.00	\$0.00	\$0.00	\$29.50
Irrigation Construction (New)-Horticulture	\$5,000.00	\$416.67	\$0.00	\$0.00	\$4,166.66	\$0.00	\$5,518.72
Paver Engraving-Development	\$12,500.00	\$1,041.67	\$0.00	\$3,000.00	\$10,416.66	\$0.00	\$9,375.00
Total Specialized Services	\$41,800.00	\$3,483.37	\$0.00	\$6,856.50	\$34,833.26	\$0.00	\$34,061.95
Staff Development							
Staff Development-Conf/Travel	\$30,000.00	\$2,500.00	\$0.00	\$0.00	\$25,000.00	\$0.00	\$0.00
Staff Development-Conf/Travel-Maintenanc	\$3,000.00	\$250.00	\$0.00	\$0.00	\$2,500.00	\$0.00	\$0.00
Staff Development-Conf/Travel-Horticultur	\$3,150.00	\$262.50	\$0.00	\$0.00	\$2,625.00	\$0.00	\$0.00
Staff Development-Conf/Travel-Animal	\$46,500.00	\$3,875.00	\$0.00	\$1,760.00	\$38,750.00	\$0.00	\$22,307.30
Staff Development-Conf/Travel-Marketing	\$3,000.00	\$250.00	\$0.00	\$0.00	\$2,500.00	\$0.00	\$1,487.79
Staff Development-Conf/Travel-Membershi	\$7,195.00	\$599.59	\$0.00	\$0.00	\$5,995.82	\$0.00	\$1,004.77
Staff Development-Conf/Travel-Developmer	\$4,000.00	\$333.34	\$0.00	\$0.00	\$3,333.32	\$0.00	\$50.00
Staff Development-Conf/Travel-Special Ever	\$7,800.00	\$650.00	\$0.00	\$30.00	\$6,500.00	\$0.00	\$1,215.11
Staff Development-Conf/Travel-Education	\$9,500.00	\$791.67	\$0.00	\$0.00	\$7,916.66	\$0.00	\$2,060.00
Staff Development-Conf/Travel-Volunteer	\$500.00	\$41.67	\$0.00	\$0.00	\$416.66	\$0.00	\$0.00
Staff Development-Conf/Travel-Veterinary	\$12,000.00	\$1,000.00	\$0.00	\$760.00	\$10,000.00	\$0.00	\$4,950.53
Staff Development-Conf/Travel-Security	\$4,000.00	\$333.34	\$0.00	\$0.00	\$3,333.32	\$0.00	\$2,092.91
Staff Development-Conf/Travel-Visitor Serv	\$8,621.00	\$718.42	\$0.00	\$0.00	\$7,184.16	\$0.00	\$2,135.90
Staff Development-Conf/Travel-Admin	\$18,500.00	\$1,541.67	\$0.00	\$36.54	\$15,416.66	\$0.00	\$5,696.50
Staff Development-Conf/Travel-Human Resc	\$32,000.00	\$2,666.67	\$0.00	\$25.00	\$26,666.66	\$0.00	\$4,659.39
Staff Development-Conf/Travel-Operations	\$4,500.00	\$375.00	\$0.00	\$72.51	\$3,750.00	\$0.00	\$2,816.19
Staff Development-Training	\$0.00	\$0.00	\$0.00	\$0.00	\$0.00	\$0.00	\$3,426.15
Staff Development-Training-Maintenance	\$0.00	\$0.00	\$0.00	\$0.00	\$0.00	\$0.00	\$69.00
Staff Development-Training-Horticulture	\$0.00	\$0.00	\$0.00	\$0.00	\$0.00	\$0.00	\$0.00
Staff Development-Training-Animal	\$0.00	\$0.00	\$0.00	\$0.00	\$0.00	\$0.00	\$79.00
Staff Development-Training-Marketing	\$0.00	\$0.00	\$0.00	\$0.00	\$0.00	\$0.00	\$0.00
Staff Development-Training-Membership	\$0.00	\$0.00	\$0.00	\$0.00	\$0.00	\$0.00	\$0.00

Fresno's Chaffee Zoo Corporation
Income Statement
October 2017

	2017 Budget	Oct Budget	Oct Measure Z	Oct Actual	YTD Budget	YTD Measure Z	YTD Actual
Staff Development-Training-Development	\$0.00	\$0.00	\$0.00	\$0.00	\$0.00	\$0.00	\$0.00
Staff Development-Training-Special Events	\$0.00	\$0.00	\$0.00	\$0.00	\$0.00	\$0.00	\$0.00
Staff Development-Training-Education	\$0.00	\$0.00	\$0.00	\$0.00	\$0.00	\$0.00	\$237.00
Staff Development-Training-Volunteer	\$0.00	\$0.00	\$0.00	\$0.00	\$0.00	\$0.00	\$0.00
Staff Development-Training-Veterinary	\$0.00	\$0.00	\$0.00	\$0.00	\$0.00	\$0.00	\$0.00
Staff Development-Training-Security	\$0.00	\$0.00	\$0.00	\$0.00	\$0.00	\$0.00	\$148.00
Staff Development-Training-Visitor Service	\$0.00	\$0.00	\$0.00	\$0.00	\$0.00	\$0.00	\$0.00
Staff Development-Training-Administration	\$0.00	\$0.00	\$0.00	\$0.00	\$0.00	\$0.00	\$0.00
Staff Development-Training-Human Resources	\$0.00	\$0.00	\$0.00	\$0.00	\$0.00	\$0.00	(\$404.00)
Staff Development-Training-Finance	\$0.00	\$0.00	\$0.00	\$0.00	\$0.00	\$0.00	\$0.00
Total Staff Development	\$194,266.00	\$16,188.87	\$0.00	\$2,684.05	\$161,888.26	\$0.00	\$54,031.54
Supplies							
Bedding Materials	\$0.00	\$0.00	\$0.00	\$0.00	\$0.00	\$0.00	\$0.00
Conservation Wine-Development	\$0.00	\$0.00	\$0.00	\$1,042.91	\$0.00	\$0.00	\$1,042.91
Cleaning-Janitorial Supplies	\$0.00	\$0.00	\$0.00	\$0.00	\$0.00	\$0.00	\$0.00
Cleaning-Janitorial Supplies-Maintenance	\$115,000.00	\$9,583.34	\$0.00	\$5,191.42	\$95,833.32	\$0.00	\$70,393.75
Cleaning-Janitorial Supplies-Horticulture	\$0.00	\$0.00	\$0.00	\$1,928.72	\$0.00	\$0.00	\$1,928.72
Cleaning-Janitorial Supplies-Animal	\$6,000.00	\$500.00	\$0.00	\$0.00	\$5,000.00	\$0.00	\$5,019.39
Cleaning-Janitorial Supplies-Education	\$0.00	\$0.00	\$0.00	\$0.00	\$0.00	\$0.00	\$0.00
Cleaning-Janitorial Supplies-Veterinary	\$0.00	\$0.00	\$0.00	\$0.00	\$0.00	\$0.00	\$71.26
Cleaning-Janitorial Supplies-Visitor Service	\$0.00	\$0.00	\$0.00	\$0.00	\$0.00	\$0.00	\$0.00
Display and Exhibit supplies	\$0.00	\$0.00	\$0.00	\$0.00	\$0.00	\$0.00	\$0.00
Display and Exhibit Supplies-Animal	\$150,000.00	\$15,000.00	\$0.00	\$5,072.97	\$121,000.00	\$0.00	\$36,092.92
Display and Exhibit Supplies-Education	\$5,000.00	\$416.67	\$0.00	\$229.38	\$4,166.66	\$0.00	\$3,595.02
Docent Activities Expense	\$0.00	\$0.00	\$0.00	\$0.00	\$0.00	\$0.00	\$0.00
Docent Activities Expense-Volunteer	\$3,000.00	\$250.00	\$0.00	\$0.00	\$2,500.00	\$0.00	\$7,158.85
Enrichment Supplies	\$0.00	\$0.00	\$0.00	\$0.00	\$0.00	\$0.00	\$0.00
Event Supplies	\$0.00	\$0.00	\$0.00	\$0.00	\$0.00	\$0.00	\$0.00
Event Supplies-Marketing	\$3,725.00	\$0.00	\$0.00	\$0.00	\$0.00	\$0.00	\$242.94
Event Supplies-Development	\$2,000.00	\$166.67	\$0.00	\$0.00	\$1,666.66	\$0.00	\$616.95
Event Supplies-Special Events	\$44,150.00	\$916.68	\$0.00	\$8,849.64	\$41,566.64	\$0.00	\$27,316.36

Fresno's Chaffee Zoo Corporation
Income Statement
October 2017

	2017 Budget	Oct Budget	Oct Measure Z	Oct Actual	YTD Budget	YTD Measure Z	YTD Actual
Event Supplies-Education	\$0.00	\$0.00	\$0.00	\$0.00	\$0.00	\$0.00	\$0.00
Event Supplies-Volunteer	\$0.00	\$0.00	\$0.00	\$0.00	\$0.00	\$0.00	\$0.00
Fundraising Pins-Development	\$0.00	\$0.00	\$0.00	\$0.00	\$0.00	\$0.00	\$0.00
Graphic Supplies	\$0.00	\$0.00	\$0.00	\$0.00	\$0.00	\$0.00	\$0.00
Landscaping/Plants	\$0.00	\$0.00	\$0.00	\$0.00	\$0.00	\$0.00	\$0.00
Landscaping/Plants-Maintenance	\$0.00	\$0.00	\$0.00	\$0.00	\$0.00	\$0.00	\$3,699.38
Landscaping/Plants-Horticulture	\$30,800.00	\$2,566.67	\$0.00	\$13,520.15	\$25,666.66	\$0.00	\$29,317.10
Landscaping/Plants-Animal	\$5,000.00	\$416.67	\$0.00	\$0.00	\$4,166.66	\$0.00	\$110.42
Member Event Expenses	\$0.00	\$0.00	\$0.00	\$0.00	\$0.00	\$0.00	\$0.00
Member Premiums	\$0.00	\$0.00	\$0.00	\$0.00	\$0.00	\$0.00	\$0.00
Member Premiums-Marketing	\$0.00	\$0.00	\$0.00	\$0.00	\$0.00	\$0.00	\$0.00
Member Premiums-Membership	\$6,000.00	\$500.00	\$0.00	\$0.00	\$5,000.00	\$0.00	\$0.00
Member Premiums-Development	\$9,000.00	\$750.01	\$0.00	\$0.00	\$7,499.98	\$0.00	\$0.00
Member Premiums-Special Events	\$0.00	\$0.00	\$0.00	\$0.00	\$0.00	\$0.00	\$0.00
Pest Control Supplies	\$0.00	\$0.00	\$0.00	\$0.00	\$0.00	\$0.00	\$0.00
Pest Control Supplies-Maintenance	\$100.00	\$8.34	\$0.00	\$0.00	\$83.32	\$0.00	\$0.00
Pest Control Supplies-Horticulture	\$0.00	\$0.00	\$0.00	\$0.00	\$0.00	\$0.00	\$0.00
Pest Control Supplies-Animal	\$300.00	\$25.00	\$0.00	\$0.00	\$250.00	\$0.00	\$0.00
Pest Control Supplies-Veterinary	\$5,200.00	\$433.34	\$0.00	\$0.00	\$4,333.32	\$0.00	\$2,651.74
Photo Supplies	\$0.00	\$0.00	\$0.00	\$0.00	\$0.00	\$0.00	\$0.00
Photo Supplies-Visitor Services	\$0.00	\$0.00	\$0.00	\$0.00	\$0.00	\$0.00	\$0.00
Small Tools	\$0.00	\$0.00	\$0.00	\$0.00	\$0.00	\$0.00	\$0.00
Small Tools-Maintenance	\$3,000.00	\$250.00	\$0.00	\$0.00	\$2,500.00	\$0.00	\$0.00
Small Tools-Horticulture	\$1,200.00	\$100.00	\$0.00	\$0.00	\$1,000.00	\$0.00	\$0.00
Small Tools-Animal	\$3,000.00	\$250.00	\$0.00	\$0.00	\$2,500.00	\$0.00	\$213.46
Supplies	\$0.00	\$0.00	\$0.00	\$16.20	\$0.00	\$0.00	\$2,381.17
Supplies-Maintenance	\$32,500.00	\$2,708.34	\$0.00	\$2,484.34	\$27,083.32	\$0.00	\$20,120.97
Supplies-Horticulture	\$500.00	\$41.67	\$0.00	\$0.00	\$416.66	\$0.00	\$1,873.64
Supplies-Animal	\$0.00	\$0.00	\$0.00	\$5.66	\$0.00	\$0.00	\$1,726.24
Supplies-Marketing	\$2,500.00	\$208.34	\$0.00	(\$67.00)	\$2,083.32	\$0.00	\$829.51
Supplies-Membership	\$500.00	\$41.67	\$0.00	\$0.00	\$416.66	\$0.00	\$155.98
Supplies-Development	\$9,200.00	\$766.68	\$0.00	\$0.00	\$7,666.64	\$0.00	\$6,103.46

Fresno's Chaffee Zoo Corporation
Income Statement
October 2017

	2017 Budget	Oct Budget	Oct Measure Z	Oct Actual	YTD Budget	YTD Measure Z	YTD Actual
Supplies-Special Events	\$2,500.00	\$166.68	\$0.00	\$0.00	\$1,666.64	\$0.00	\$3,605.94
Supplies-Education	\$15,500.00	\$1,291.69	\$0.00	\$549.49	\$12,916.62	\$0.00	\$10,352.83
Supplies-Volunteer	\$2,500.00	\$208.34	\$0.00	\$1.84	\$2,083.32	\$0.00	\$130.81
Supplies-Veterinary	\$130,000.00	\$10,833.34	\$0.00	\$8,154.95	\$108,333.32	\$0.00	\$48,278.53
Supplies-Security	\$500.00	\$41.67	\$0.00	\$9.45	\$416.66	\$0.00	\$1,576.37
Supplies-Visitor Services	\$4,100.00	\$341.67	\$0.00	\$0.72	\$3,416.66	\$0.00	\$2,206.18
Supplies-Administration	\$2,000.00	\$166.67	\$0.00	\$0.00	\$1,666.66	\$0.00	\$725.73
Supplies-Human Resources	\$0.00	\$0.00	\$0.00	\$0.00	\$0.00	\$0.00	\$29.11
Supplies-Operations	\$250.00	\$20.84	\$0.00	\$5.59	\$208.32	\$0.00	\$197.43
Water Quality Supplies-Animal	\$0.00	\$0.00	\$0.00	\$8,171.31	\$0.00	\$0.00	\$66,065.32
Total Supplies	\$595,025.00	\$48,970.99	\$0.00	\$55,167.74	\$493,108.02	\$0.00	\$355,830.39
Telephone							
Telephone	\$38,000.00	\$3,166.67	\$0.00	\$829.93	\$31,666.66	\$0.00	\$38,300.86
Telephone-Maintenance	\$750.00	\$62.50	\$0.00	\$25.00	\$625.00	\$0.00	\$250.00
Telephone-Horticulture	\$0.00	\$0.00	\$0.00	\$0.00	\$0.00	\$0.00	\$0.00
Telephone-Animal	\$3,000.00	\$250.00	\$0.00	\$239.97	\$2,500.00	\$0.00	\$2,222.35
Telephone-Marketing	\$0.00	\$0.00	\$0.00	\$25.00	\$0.00	\$0.00	\$250.00
Telephone-Membership	\$300.00	\$25.00	\$0.00	\$25.00	\$250.00	\$0.00	\$250.00
Telephone-Development	\$1,200.00	\$100.00	\$0.00	\$25.00	\$1,000.00	\$0.00	\$251.30
Telephone-Special Events	\$900.00	\$75.00	\$0.00	\$114.98	\$750.00	\$0.00	\$700.65
Telephone-Education	\$1,500.00	\$125.00	\$0.00	\$75.00	\$1,250.00	\$0.00	\$741.74
Telephone-Veterinary	\$900.00	\$75.00	\$0.00	\$50.00	\$750.00	\$0.00	\$600.80
Telephone-Security	\$800.00	\$66.67	\$0.00	\$114.98	\$666.66	\$0.00	\$700.67
Telephone-Visitor Services	\$1,500.00	\$125.00	\$0.00	\$114.97	\$1,250.00	\$0.00	\$966.26
Telephone-Administration	\$2,100.00	\$175.00	\$0.00	\$100.00	\$1,750.00	\$0.00	\$860.20
Telephone-Human Resource	\$300.00	\$25.00	\$0.00	\$50.00	\$250.00	\$0.00	\$275.80
Telephone-Operations	\$300.00	\$25.00	\$0.00	\$25.00	\$250.00	\$0.00	\$250.00
Total Telephone	\$51,550.00	\$4,295.84	\$0.00	\$1,814.83	\$42,958.32	\$0.00	\$46,620.63
Uniforms							
Uniforms	\$7,500.00	\$625.00	\$0.00	\$4,709.19	\$6,250.00	\$0.00	\$21,431.89

Fresno's Chaffee Zoo Corporation
Income Statement
October 2017

	2017 Budget	Oct Budget	Oct Measure Z	Oct Actual	YTD Budget	YTD Measure Z	YTD Actual
Uniforms-Maintenance	\$2,500.00	\$208.34	\$0.00	\$0.00	\$2,083.32	\$0.00	\$425.51
Uniforms-Horticulture	\$1,200.00	\$100.00	\$0.00	\$0.00	\$1,000.00	\$0.00	\$35.10
Uniforms-Animal	\$15,000.00	\$1,250.00	\$0.00	\$0.00	\$12,500.00	\$0.00	\$1,519.25
Uniforms-Marketing	\$200.00	\$16.67	\$0.00	\$0.00	\$166.66	\$0.00	\$29.25
Uniforms-Membership	\$250.00	\$20.84	\$0.00	\$0.00	\$208.32	\$0.00	\$0.00
Uniforms-Development	\$0.00	\$0.00	\$0.00	\$0.00	\$0.00	\$0.00	\$0.00
Uniforms-Special Events	\$500.00	\$41.68	\$0.00	\$0.00	\$416.64	\$0.00	\$40.00
Uniforms-Education	\$3,000.00	\$250.00	\$0.00	\$0.00	\$2,500.00	\$0.00	(\$7.50)
Uniforms-Volunteer	\$4,000.00	\$333.34	\$0.00	\$0.00	\$3,333.32	\$0.00	\$1,185.53
Uniforms-Veterinary	\$1,200.00	\$100.00	\$0.00	\$0.00	\$1,000.00	\$0.00	\$59.04
Uniforms-Security	\$1,700.00	\$141.67	\$0.00	\$0.00	\$1,416.66	\$0.00	(\$9.00)
Uniforms-Visitor Services	\$1,750.00	\$145.84	\$0.00	\$0.00	\$1,458.32	\$0.00	\$23.40
Uniforms-Administration	\$1,000.00	\$83.34	\$0.00	(\$55.00)	\$833.32	\$0.00	(\$55.00)
Uniforms	\$0.00	\$0.00	\$0.00	\$0.00	\$0.00	\$0.00	\$41.02
Uniform-Teen Volunteer	\$3,000.00	\$250.00	\$0.00	\$0.00	\$2,500.00	\$0.00	\$0.00
Total Uniforms	\$42,800.00	\$3,566.72	\$0.00	\$4,654.19	\$35,666.56	\$0.00	\$24,718.49
Utilities							
Utilities Gas & Electric	\$625,000.00	\$52,083.34	\$56,058.28	\$56,058.28	\$520,833.32	\$552,697.15	\$552,697.15
Utilities Gas & Electric-Administration	\$0.00	\$0.00	\$0.00	\$0.00	\$0.00	\$0.00	\$0.00
Utilities Water & Sewer	\$50,000.00	\$4,166.67	\$0.00	\$10,583.19	\$41,666.66	\$0.00	\$52,503.44
Utilities Water & Sewer-Administration	\$0.00	\$0.00	\$0.00	\$0.00	\$0.00	\$0.00	\$0.00
Waste Services	\$0.00	\$0.00	\$0.00	\$2,322.51	\$0.00	\$0.00	\$3,381.02
Total Utilities	\$675,000.00	\$56,250.01	\$56,058.28	\$68,963.98	\$562,499.98	\$552,697.15	\$608,581.61
Other							
Disposal Fees	\$0.00	\$0.00	\$0.00	\$0.00	\$0.00	\$0.00	\$0.00
Grant Fulfillment	\$0.00	\$0.00	\$0.00	\$0.00	\$0.00	\$0.00	\$0.00
Grant Fulfillment-Education	\$7,000.00	\$583.34	\$0.00	\$0.00	\$5,833.32	\$0.00	\$3,083.69
Grant Fulfillment-Volunteer	\$0.00	\$0.00	\$0.00	\$0.00	\$0.00	\$0.00	\$2,166.47
Program Expense	\$0.00	\$0.00	\$0.00	\$0.00	\$0.00	\$0.00	\$0.00
Freight on Purchases	\$0.00	\$0.00	\$0.00	\$0.00	\$0.00	\$0.00	\$0.00

Fresno's Chaffee Zoo Corporation
Income Statement
October 2017

	2017 Budget	Oct Budget	Oct Measure Z	Oct Actual	YTD Budget	YTD Measure Z	YTD Actual
Freight on Purchases-Animal	\$0.00	\$0.00	\$0.00	\$0.00	\$0.00	\$0.00	\$0.00
Freight on Purchases-Visitor Services	\$0.00	\$0.00	\$0.00	\$0.00	\$0.00	\$0.00	\$0.00
Freight on Purchases-Administration	\$0.00	\$0.00	\$0.00	\$0.00	\$0.00	\$0.00	\$0.00
Miscellaneous	\$0.00	\$0.00	\$0.00	\$0.00	\$0.00	\$0.00	\$1,567.33
Miscellaneous-Maintenance	\$500.00	\$41.67	\$0.00	\$0.00	\$416.66	\$0.00	\$0.00
Miscellaneous-Horticulture	\$0.00	\$0.00	\$0.00	\$0.00	\$0.00	\$0.00	\$0.00
Miscellaneous-Animal	\$2,000.00	\$166.67	\$0.00	\$0.00	\$1,666.66	\$0.00	\$252.00
Miscellaneous-Marketing	\$0.00	\$0.00	\$0.00	\$0.00	\$0.00	\$0.00	\$0.00
Miscellaneous-Development	\$0.00	\$0.00	\$0.00	\$0.00	\$0.00	\$0.00	\$27.37
Miscellaneous-Special Events	\$9,075.00	\$0.00	\$0.00	\$0.00	\$9,075.00	\$0.00	(\$0.99)
Miscellaneous-Education	\$500.00	\$41.67	\$0.00	\$0.00	\$416.66	\$0.00	\$0.00
Miscellaneous-Docent	\$0.00	\$0.00	\$0.00	\$0.00	\$0.00	\$0.00	\$0.00
Miscellaneous-Veterinary	\$4,000.00	\$333.34	\$0.00	\$0.00	\$3,333.32	\$0.00	\$658.75
Miscellaneous-Security	\$500.00	\$41.67	\$0.00	\$0.00	\$416.66	\$0.00	\$0.00
Miscellaneous-Visitor Services	\$0.00	\$0.00	\$0.00	\$0.00	\$0.00	\$0.00	\$0.00
Miscellaneous-Administration	\$2,000.00	\$166.67	\$0.00	\$225.00	\$1,666.66	\$0.00	\$1,391.11
Miscellaneous-Human Resources	\$0.00	\$0.00	\$0.00	\$8.00	\$0.00	\$0.00	\$192.00
Miscellaneous-Capital Projects	\$0.00	\$0.00	\$0.00	\$0.00	\$0.00	\$0.00	\$0.00
Retail (inventory related)							
Cash Over and Short	\$0.00	\$0.00	\$0.00	\$0.00	\$0.00	\$0.00	\$0.00
Cost of Merchandise Sold	\$0.00	\$0.00	\$0.00	\$0.00	\$0.00	\$0.00	\$0.00
Discounts and Adjustments	\$0.00	\$0.00	\$0.00	\$0.00	\$0.00	\$0.00	\$0.00
Inventory Change-Gift Shop	\$0.00	\$0.00	\$0.00	\$0.00	\$0.00	\$0.00	\$0.00
Loss on Disposal of Asset	\$0.00	\$0.00	\$0.00	\$0.00	\$0.00	\$0.00	\$0.00
Purchases-Merchandise	\$0.00	\$0.00	\$0.00	\$0.00	\$0.00	\$0.00	\$0.00
Total Retail (inventory related)	\$0.00	\$0.00	\$0.00	\$0.00	\$0.00	\$0.00	\$0.00
Total Other	\$25,575.00	\$1,375.03	\$0.00	\$233.00	\$22,824.94	\$0.00	\$9,337.73
Total Other Expenses	\$5,810,701.00	\$533,707.47	\$79,999.74	\$496,502.86	\$4,820,960.61	\$879,426.48	\$4,382,611.16

Fresno's Chaffee Zoo Corporation
Income Statement
October 2017

	2017 Budget	Oct Budget	Oct Measure Z	Oct Actual	YTD Budget	YTD Measure Z	YTD Actual
TOTAL OPERATING EXPENSES	\$14,528,442.00	\$1,284,296.65	\$357,471.64	\$1,112,109.51	\$12,109,855.51	\$3,769,572.91	\$10,846,133.80
Expansion/Nonoperating Exp.							
Expansion/Nonoperating Exp.							
Planning	\$0.00	\$0.00	\$0.00	\$0.00	\$0.00	\$0.00	\$0.00
Planning-Animal	\$0.00	\$0.00	\$0.00	\$0.00	\$0.00	\$0.00	\$0.00
Planning-Capital Project	\$0.00	\$0.00	\$0.00	\$0.00	\$0.00	\$0.00	\$0.00
City Reimbursement	\$0.00	\$0.00	\$0.00	\$0.00	\$0.00	\$0.00	\$0.00
Misc Capital Expenses	\$0.00	\$0.00	\$0.00	\$0.00	\$0.00	\$0.00	\$0.00
EIR (non MZ)	\$0.00	\$0.00	\$0.00	\$0.00	\$0.00	\$0.00	\$0.00
EIR (non MZ)-Capital Projects	\$0.00	\$0.00	\$0.00	\$0.00	\$0.00	\$0.00	\$0.00
Projects-Maintenance	\$0.00	\$0.00	\$0.00	\$0.00	\$0.00	\$0.00	\$0.00
Projects-Horticulture	\$0.00	\$0.00	\$0.00	\$0.00	\$0.00	\$0.00	\$0.00
Projects-Animal	\$0.00	\$0.00	\$0.00	\$0.00	\$0.00	\$0.00	\$0.00
Misc. Specialized Services-Capital Projects	\$0.00	\$0.00	\$0.00	\$0.00	\$0.00	\$0.00	\$0.00
Total Expansion/Nonoperating Exp.	\$0.00	\$0.00	\$0.00	\$0.00	\$0.00	\$0.00	\$0.00
Total Expansion/Nonoperating Exp.	\$0.00	\$0.00	\$0.00	\$0.00	\$0.00	\$0.00	\$0.00
TOTAL EXPENSES	\$14,528,442.00	\$1,284,296.65	\$357,471.64	\$1,112,109.51	\$12,109,855.51	\$3,769,572.91	\$10,846,133.80
BEGINNING FUND BALANCE	\$78,973,647.49	\$81,488,976.26	(\$7,847,706.39)	\$81,488,976.26	\$78,973,647.49	(\$4,435,605.12)	\$78,973,647.49
NET SURPLUS/(DEFICIT)	\$191,808.00	(\$163,887.75)	(\$357,471.64)	\$1,507,429.01	\$489,203.69	(\$3,769,572.91)	\$4,022,757.78
ENDING FUND BALANCE	\$79,165,455.49	\$81,325,088.51	(\$8,205,178.03)	\$82,996,405.27	\$79,462,851.18	(\$8,205,178.03)	\$82,996,405.27

Fresno's Chaffee Zoo Corporation

General Ledger Report

October 2017

Ties to attached income statement

Ties to attached invoices

Date	Trans.	Journal	Reference	Debit Amount	Credit Amount	Balance
1-5003-03						
Account: 1-5003-03 (Animal Feed-Animal)						
10/1/2017			<i>Account Beginning Balance</i>			\$302,787.87
10/2/2017	11623-501	Accounts Payable	Hay Company-Hay	\$2,818.29 ✓		
10/2/2017	11623-507	Accounts Payable	West Coast Processors-Fish	\$1,772.13 ✓		
10/2/2017	11623-511	Accounts Payable	Valley Produce, Inc.-Produce	\$85.00		
10/2/2017	11623-513	Accounts Payable	Valley Produce, Inc.-Produce	\$1,593.15 ✓		
10/2/2017	11623-517	Accounts Payable	Bassett's Cricket Ranch, Inc.-Crickets	\$546.00		
10/2/2017	11623-594	Accounts Payable	Costco - Capitol One-Produce	\$132.65		
10/4/2017	11682-459	Accounts Payable	Visa- Premier Valley Bank-Misc. Expenses-Lewis	\$312.22		
10/8/2017	11631-191	Accounts Payable	Valley Produce, Inc.-Produce	\$66.00		
10/8/2017	11631-193	Accounts Payable	Bassett's Cricket Ranch, Inc.-Crickets	\$507.58		
10/8/2017	11631-275	Accounts Payable	Central Fish-Fish	\$339.45		
10/18/2017	11666-436	Accounts Payable	Whitie's Pets-Animal Food	\$19.44		
10/18/2017	11666-473	Accounts Payable	Whitie's Pets-Animal Food	\$5.40		
10/18/2017	11666-478	Accounts Payable	Hay Company-Animal Feed	\$71.21		
10/18/2017	11666-484	Accounts Payable	Central Fish-Fish	\$282.13		
10/18/2017	11666-487	Accounts Payable	Valley Produce, Inc.-Produce	\$1,998.35 ✓		
10/18/2017	11666-490	Accounts Payable	Bassett's Cricket Ranch, Inc.-Crickets	\$546.00		
10/18/2017	11666-495	Accounts Payable	Valley Produce, Inc.-Produce	\$2,064.00 ✓		
10/18/2017	11666-497	Accounts Payable	Hay Company-Animal Feed	\$5,842.21 ✓		
10/19/2017	11666-591	Accounts Payable	Golden State Bait, Inc.-Fish	\$88.60		
10/19/2017	11666-593	Accounts Payable	Golden State Bait, Inc.-Fish	\$93.60		
10/19/2017	11666-597	Accounts Payable	Bassett's Cricket Ranch, Inc.-Crickets	\$507.58		
10/19/2017	11666-601	Accounts Payable	Valley Produce, Inc.-Produce	\$1,653.30 ✓		
10/19/2017	11666-604	Accounts Payable	Valley Produce, Inc.-Produce	\$81.00		
10/19/2017	11666-606	Accounts Payable	Valley Produce, Inc.-Produce	\$36.00		
10/19/2017	11666-612	Accounts Payable	Central Fish-Fish	\$211.60		
10/19/2017	11666-621	Accounts Payable	Whitie's Pets-Animal Food	\$6.48		
10/19/2017	11666-623	Accounts Payable	Layne Laboratories, Inc.-Frozen Mice	\$350.62		
10/19/2017	11666-625	Accounts Payable	Valley Produce, Inc.-Produce	\$34.75		
10/30/2017	11682-389	Accounts Payable	State Board of Equalization-3rd Quarter	\$1,876.72 ✓		
<i>Account Subtotals</i>				\$23,941.46	\$0.00	
10/31/2017			<i>Account Net Change</i>			\$23,941.46 ✓
10/31/2017			<i>Account Ending Balance</i>			\$326,729.33
1-5014-00						
Account: 1-5014-00 (Bank Fees-Measure Z)						
10/1/2017			<i>Account Beginning Balance</i>			\$0.00
10/31/2017			<i>Account Net Change</i>			\$0.00

Fresno's Chaffee Zoo Corporation

General Ledger Report

October 2017

Date	Trans.	Journal	Reference	Debit Amount	Credit Amount	Balance
Account: 1-5014-00 (Bank Fees-Measure Z)						
10/31/2017			<i>Account Ending Balance</i>			\$0.00
1-5080-03						
Account: 1-5080-03 (Benefits-Animal)						
10/1/2017			<i>Account Beginning Balance</i>			\$300,197.80
10/11/2017	11666-7	Accounts Payable	Sun Life Financial-Life Insurance Premiums - Oct	\$654.80		
10/11/2017	11666-9	Accounts Payable	VSP-Oct 2017 - Vision Insurance Pl	\$752.04		
10/11/2017	11666-10	Accounts Payable	United Healthcare of Californi-Oct 2017 - Medical Insurance P	\$26,121.86		
10/13/2017	11666-391	Accounts Payable	Ameritas Life Insurance Corp.-Oct. 2017-Dental Insurance Pla	\$2,398.96		
10/13/2017	11658-52	Payroll	HSA Employer Contribution	\$78.96		
10/13/2017	11658-57	Payroll	HSA Employer Contribution	\$631.68		
10/15/2017	11666-457	Accounts Payable	Totlcom, Inc.-Bluip-October	\$24.58		
10/27/2017	11670-51	Payroll	HSA Employer Contribution	\$78.96		
10/27/2017	11670-56	Payroll	HSA Employer Contribution	\$631.68		
			<i>Account Subtotals</i>	\$31,373.52	\$0.00	
10/31/2017			<i>Account Net Change</i>			\$31,373.52
10/31/2017			<i>Account Ending Balance</i>			\$331,571.32
1-5080-10						
Account: 1-5080-10 (Benefits-Veterinary)						
10/1/2017			<i>Account Beginning Balance</i>			\$35,904.11
10/11/2017	11666-342	Accounts Payable	Sun Life Financial-Life Insurance Premiums - Oct	\$70.62		
10/11/2017	11666-367	Accounts Payable	United Healthcare of Californi-Oct 2017 - Medical Insurance P	\$2,466.06		
10/11/2017	11666-380	Accounts Payable	VSP-Oct 2017 - Vision Insurance Pl	\$65.16		
10/13/2017	11666-395	Accounts Payable	Ameritas Life Insurance Corp.-Oct. 2017-Dental Insurance Pla	\$224.52		
10/13/2017	11658-58	Payroll	HSA Employer Contribution	\$78.96		
10/27/2017	11670-57	Payroll	HSA Employer Contribution	\$78.96		
			<i>Account Subtotals</i>	\$2,984.28	\$0.00	
10/31/2017			<i>Account Net Change</i>			\$2,984.28
10/31/2017			<i>Account Ending Balance</i>			\$38,888.39
1-5131-03						
Account: 1-5131-03 (Payroll Taxes-Animal)						
10/1/2017			<i>Account Beginning Balance</i>			\$131,488.46
10/13/2017	11658-72	Payroll	Payroll Taxes	\$633.32		
10/13/2017	11658-79	Payroll	Payroll Taxes	\$6,271.69		
10/27/2017	11670-77	Payroll	Payroll Taxes	\$625.41		

Fresno's Chaffee Zoo Corporation

General Ledger Report

October 2017

Date	Trans.	Journal	Reference	Debit Amount	Credit Amount	Balance
Account: 1-5131-03 (Payroll Taxes-Animal)						
10/27/2017	11670-84	Payroll	Payroll Taxes	\$6,574.56		
			<i>Account Subtotals</i>	\$14,104.98	\$0.00	
10/31/2017			<i>Account Net Change</i>			\$14,104.98 ✓
10/31/2017			<i>Account Ending Balance</i>			<u>\$145,593.44</u>
1-5131-10						
Account: 1-5131-10 (Payroll Taxes-Veterinary)						
10/1/2017			<i>Account Beginning Balance</i>			\$14,787.04
10/13/2017	11658-80	Payroll	Payroll Taxes	\$672.94		
10/27/2017	11670-85	Payroll	Payroll Taxes	\$774.06		
			<i>Account Subtotals</i>	\$1,447.00	\$0.00	
10/31/2017			<i>Account Net Change</i>			\$1,447.00 ✓
10/31/2017			<i>Account Ending Balance</i>			<u>\$16,234.04</u>
1-5153-03						
Account: 1-5153-03 (Retirement Contribution-Animal)						
10/1/2017			<i>Account Beginning Balance</i>			\$39,705.58
10/13/2017	11658-26	Payroll	10/13/2017 retirement match	\$122.27		
10/13/2017	11658-32	Payroll	10/13/2017 retirement match	\$2,075.62		
10/27/2017	11670-24	Payroll	10/27/2017 retirement match	\$122.50		
10/27/2017	11670-30	Payroll	10/27/2017 retirement match	\$2,218.23		
			<i>Account Subtotals</i>	\$4,538.62	\$0.00	
10/31/2017			<i>Account Net Change</i>			\$4,538.62 ✓
10/31/2017			<i>Account Ending Balance</i>			<u>\$44,244.20</u>
1-5153-10						
Account: 1-5153-10 (Retirement Contribution-Veterinary)						
10/1/2017			<i>Account Beginning Balance</i>			\$5,345.76
10/13/2017	11658-33	Payroll	10/13/2017 retirement match	\$224.01		
10/27/2017	11670-31	Payroll	10/27/2017 retirement match	\$224.01		
			<i>Account Subtotals</i>	\$448.02	\$0.00	
10/31/2017			<i>Account Net Change</i>			\$448.02 ✓
10/31/2017			<i>Account Ending Balance</i>			<u>\$5,793.78</u>

Fresno's Chaffee Zoo Corporation

General Ledger Report

October 2017

Date	Trans.	Journal	Reference	Debit Amount	Credit Amount	Balance
1-5165-03						
Account: 1-5165-03 (Salaries-Animal)						
10/1/2017						<i>Account Beginning Balance</i> \$1,729,599.00
10/13/2017	11658-4	Payroll	Salaries	\$8,278.84		
10/13/2017	11658-11	Payroll	Salaries	\$82,369.62		
10/27/2017	11670-2	Payroll	Salaries	\$8,175.26		
10/27/2017	11670-9	Payroll	Salaries	\$86,327.78		
			<i>Account Subtotals</i>	\$185,151.50	\$0.00	
10/31/2017			<i>Account Net Change</i>			\$185,151.50 ✓
10/31/2017			<i>Account Ending Balance</i>			<u>\$1,914,750.50</u>
1-5165-10						
Account: 1-5165-10 (Salaries-Veterinary)						
10/1/2017						<i>Account Beginning Balance</i> \$193,336.49
10/13/2017	11658-12	Payroll	Salaries	\$8,796.53		
10/27/2017	11670-10	Payroll	Salaries	\$10,118.70		
			<i>Account Subtotals</i>	\$18,915.23	\$0.00	
10/31/2017			<i>Account Net Change</i>			\$18,915.23 ✓
10/31/2017			<i>Account Ending Balance</i>			<u>\$212,251.72</u>
1-5191-00						
Account: 1-5191-00 (Utilities Gas & Electric)						
10/1/2017						<i>Account Beginning Balance</i> \$496,638.87
10/12/2017	11666-160	Accounts Payable	P G & E-Service thru 8/22-9/20/17	\$31.54		
10/12/2017	11666-164	Accounts Payable	P G & E-Services thru 8/23-9/21/17	\$188.67		
10/12/2017	11666-167	Accounts Payable	P G & E-Services thru 8/23-9/21/17	\$79.97		
10/24/2017	11666-863	Accounts Payable	P G & E-Services thru 9/7-10/6/17	\$1,974.70		
10/24/2017	11666-865	Accounts Payable	P G & E-Services thru 9/6-10/04/17	\$6,703.76		
10/24/2017	11666-867	Accounts Payable	P G & E-Services thru 9/6-10/04/17	\$47,079.64		
			<i>Account Subtotals</i>	\$56,058.28	\$0.00	
10/31/2017			<i>Account Net Change</i>			\$56,058.28
10/31/2017			<i>Account Ending Balance</i>			<u>\$552,697.15</u>
1-5200-03						
Account: 1-5200-03 (Workers Comp-Animal)						

West Coast Processors

19051 Goldenwest St Ste 106-211
Huntington Beach, CA 92648

Invoice

Date	Invoice #
9/26/2017	14876

Bill To
Fresno Chaffee Zoo 894 W Belmont Ave FRESNO, CA 93728

Ship To
Fresno Chaffee Zoo 894 W Belmont Ave FRESNO, CA 93728

P.O. Number	Terms	Rep	Ship	Via	F.O.B.	Booking Number
SEE BELOW	Net 30	LdA	9/25/2017	Heitz	Delivered	N/A

Quantity	Lot No.	Description	Price Per/Lb.	Amount
1,014.12	77908	Frozen Pacific Herring 10 kg Cartons	0.62	628.75
1,025.17	77949	Frozen Capelin 15 kg Carton	0.78	799.63
1	Freight	Freight	343.75	343.75
P.O. SCLFISH003				

Thank you for your business.	Total \$1,772.13 ✓
------------------------------	---------------------------

VALLEY PRODUCE, INC.

P.O. BOX 11664, FRESNO, CALIFORNIA 93774
e-mail: valleypro@comcast.net

Sold to

Shirley Chaffee Zoo

Date

9/26/17

PHONE (559) 237-3328

FAX (559) 237-5611

No. C

243260

✓	QUAN.	ITEM	PRICE	AMOUNT	✓	QUAN.	ITEM	PRICE	AMOUNT	✓	QUAN.	ITEM	PRICE	AMOUNT
		Broccoli Florets												
✓	1	BROCCOLI Crown 18ct		1700	✓	8	EGGS 15/doz		1600	✓	4	CARROTS 50#/ 25#		2400
✓	5	CAULIFLOWER		875	✓	3	Quarts Yogurt		1050			Grabits 100/200 ct		
		CELERY			✓	4	KALE	1600	6400			48/1# Carrot		
		CABBAGE white			✓	5	LEEEKS		1000			Baby Carrot		
		CABBAGE red					CORN					Pinto Beans #100		
		CILANTRO			✓	10	<i>curly Endive</i>	3250	3250	✓	8	Mixed Veggie Tray		3800
		SPRING MIX 3#					Basil					J. Yel. Onions		
✓	3	<i>chard</i>	1875	5625			Chives			✓	1	Red Onions		
		LETTUCE					Mint			✓	1	<i>Troy Corn</i>		475
✓	4	Green Leaf	1500	6000			Rosemary					Potatoes		
✓	3	Red Leaf	1500	4500			Thyme					10/5 Russet		
✓	20	Romaine	1600	32000	✓	2	<i>1# Cheese Block</i>	200	400			5/10 Russet		
		SPINACH 2 1/2 #			✓	4	Apples	2700	10800			Ctn. Russet		
		EGGPLANT					Apples					Red Potatoes ____ sz		
✓	25	<i>Beets</i>	2675	66875			Apples Sliced 100/200			✓	1	<i>Juicy Sweet</i>	2475	
		PARSLEY Flat / Curly			✓	1	<i>Catus Pad</i>	2675	2675	✓	1	YAMS Med / <i>Jumbo</i>	2475	
✓	2	<i>Collard Greens</i>	2475	4950			Oranges			✓	3	Jicama Sweet Potatoes	2475	
		GREEN ONIONS					Lemons							
		RADDISH					Limes			✓	15	CUCUMBERS		1350
✓	10	GREEN BEANS	2200	22000	✓	3	Banana's	6000	18000	✓	2	<i>Shogunfruit</i>	3000	
		ASPARAGUS					Raspberries			✓	2	SQUASH ACORN	4000	
							Blueberries			✓	2	<i>Acorn</i> Squash	4000	
✓	1	BELL PEPPER Green	1800	1800			Blackberries					Yellow Squash		
		BELL PEPPER Red			✓	1	GRAPES Red	2800	2800	✓	12	<i>FT. Squash</i>	2475	4900
✓	1	Chili Jalapeno	90	90	✓	4	GRAPES Lunch Bunch	4800	19200	✓	3	Avocado (Ripe)	450	
		Chili Tomatillo			✓	4	<i>Kiwi</i>	1200	4800			Avocado (Firm)		
		Chili Long Grn/Pasilla			✓	3	Mango's	1200	3600			Garlic (5#Peeled)		
✓	1	<i>Juicy</i>	2975	2975			Nectarines					Garlic -(Whole)		
		Alfalfa Sprouts 1#/4oz			✓	2	Papaya	800	1600	✓	1	<i>5# Black Eyed Pea</i>	900	
		Bean Sprouts			✓	5	Peach	600	3000	✓	12	TOMATOES		1200
		Cole Slaw(white cabbage)					Pear					ROMA TOMATOES		
✓	4	Cabbage Shred Red			✓	2	Pineapple	600	1200			GRAPE TOMATOES		
		Carrot Shred / Coin	520	2080	✓	4	Plum					CHERRY TOMATOES		
		Carrot Sticks 2/4			✓	4	Strawberry	1000	4000	✓	1	<i>Handmade Beans</i>	275	
		Celery Sticks 2/4			✓	2	<i>Baby Food Banana</i>	250	500	✓	1	<i>Peanut Butter</i>	90	
		Yel. Onions Sliced/Diced					MELON					MUSHROOMS (sliced)		
		Red Onions Sliced/Diced			✓	1	Cantaloupe	2200	2200			Button Mushroom		
		Tossed Salad / SC			✓	2	Honeydew	500	1000	✓	20	Medium Mushroom		3900
		Shred Lettuce			✓	4	Watermelon #	2400	9600			Portabella Mushroom		
		Cabbage/Romaine Blend										12/8 oz. Mushroom		

ORDER FILLED BY

DELIV. BY

RECEIVING ORDER

C.O.D.

TOTAL

159315

TERMS: NET CASH - A FINANCE CHARGE OF 1 1/2% PER MONTH (18% PER YEAR) WILL BE CHARGED ON PAST DUE ACCOUNTS.
ALL CLAIMS FOR RETURN OF GOODS MUST BE MADE WITHIN 24 HOURS AFTER RECEIPT OF MERCHANDISE.

THANK YOU

2017-10 page 47 of 91

VALLEY PRODUCE, INC.

P.O. BOX 11664, FRESNO, CALIFORNIA 93774

e-mail: valleypro@comcast.net

Sold to

PHONE (559) 237-3328

FAX (559) 237-5611

Date

No. C

244101

✓	QUAN.	ITEM	PRICE	AMOUNT	✓	QUAN.	ITEM	PRICE	AMOUNT	✓	QUAN.	ITEM	PRICE	AMOUNT
		Broccoli Florets												
X	(9)	BROCCOLI Crown /18ct	700	6300	X	(7)	EGGS 15/doz	1400	9800	X	5	CARROTS 50# 25#	2400	12000
X	(4)	CAULIFLOWER	800	3200	X	(1)	Quart Yogurt (FAM)	350	350			Grabits 100/200 ct		
		CELERY			X	(2)	KALE	1550	3100			48/1# Carrot		
		CABBAGE white			X	(5)	LEEEKS	1000	5000			Baby Carrot		
		CABBAGE red					CORN					Pinto Beans #100		
		CILANTRO					HERBS			X	(2)	Chard	1900	3800
		SPRING MIX 3#					Basil					J. Yel. Onions		
X	2 case	Collard Greens	4950	9900			Chives					Red Onions		
		LETTUCE					Mint			X	(1)	Catnip Pods	2400	
X	4 case	Green Leaf	1875	7500			Rosemary					Potatoes		
X	2 case	Red Leaf	1875	3750			Thyme					10/5 Russet		
X	23 case	Romaine	2575	59225								5/10 Russet		
		SPINACH 2 1/2 #			X	(8)	Apples 72/88 Red	23200	185600			Ctn. Russet		
		EGGPLANT					Apples					Red Potatoes ____ sz		
X	1 case	Turnip greens	2375	2375			Apples Sliced 100/200			X	(8)	Frozen Veggies	3800	
		PARSLEY Flat /Curly			X	(3)	Grapefruit	600	1800	X	(3)	YAMS (Med) Jumbo	2100	6300
							Oranges					Jicama		
		GREEN ONIONS			X	(2)	Lemons	180	360	X	(4)	Sweet Potatoes	2500	10000
		RADDISH					Limes			X	(15)	CUCUMBERS	1300	19500
X	10 case	GREEN BEANS	2500	25000	X	(5)	Banana's	11000	55000	X	(2)	Chesse Block	700	1400
		ASPARAGUS					Raspberries					SQUASH		
X	1 case	Dandelion Greens	2800	2800			Blueberries			X	(10)	Med. I.T. Squash	2400	
X	12 case	BELL PEPPER Green	1080	12960			Blackberries					Yellow Squash		
		BELL PEPPER Red			X	(1)	GRAPES Red	2900	2900	X	(1)	Turnip	2975	
		Chili Jalapeno					GRAPES Lunch Bunch			X	(3)	Avocado (Ripe)	450	
		Chili Tomatillo			X	(4)	Kiwi	800	3200			Avocado (Firm)		
		Chili Long Grn/Pasilla			X	(2)	Mango's	2300	4600			Garlic (5#Peeled)		
		Curly Endive	3300	3300			Nectarines					Garlic -(Whole)		
		Alfalfa Sprouts 1#/4oz			X	(6)	Papaya bench	1800	10800	X	(1)	TOMATOES	2400	
		Bean Sprouts			X	(5)	Peach	1000	5000			ROMA TOMATOES		
		Cole Slaw(white cabbage)					Pear					GRAPE TOMATOES		
X	(4)	Cabbage Shred Red			X	(2)	Pineapple	1600	3200			CHERRY TOMATOES		
		Carrot (Shred) Goin	600	2400	X	(4)	Plum							
		Carrot Sticks 2/4			X	(4)	Strawberry	1000	4000					
		Celery Sticks 2/4			X	(1/5)	Dried Fig	2400	2400					
		Yel. Onions Sliced/Diced					MELON					MUSHROOMS (sliced)		
		Red Onions Sliced/Diced			X	(11)	Cantaloupe	2200	24200			Button Mushroom		
		Tossed Salad / SC			X	(2)	Honeydew	650	1300	X	(10)	Medium Mushroom	1950	
		Shred Lettuce			X	(4)	Watermelon #	2100	8400			Portabella Mushroom		
		Cabbage/Romaine Blend										12/8 oz. Mushroom		

ORDER FILLED BY

DELIV. BY

REC'D IN GOOD ORDER BY

C.O.D.

TOTAL ▶

THANK YOU

TERMS: NET CASH - A FINANCE CHARGE OF 1 1/2 % PER MONTH (18% PER YEAR) WILL BE CHARGED ON PAST DUE ACCOUNTS. ALL CLAIMS FOR RETURN OF GOODS MUST BE MADE WITHIN 24 HOURS AFTER RECEIPT OF MERCHANDISE.

All Food

5002-03 0037

VALLEY PRODUCE, INC.

P.O. BOX 11664, FRESNO, CALIFORNIA 93774

e-mail: valleypro@comcast.net

Sold to

PHONE (559) 237-8328

FAX (559) 237-5611

Date

No. C 243695

✓	QUAN.	ITEM	PRICE	AMOUNT	✓	QUAN.	ITEM	PRICE	AMOUNT	✓	QUAN.	ITEM	PRICE	AMOUNT
		Broccoli Florets												
✓	(9)	BROCCOLI Crown /18ct	22.00	198.00	✓	(8)	EGGS 15/doz	24.00	192.00	✓	6	CARROTS (50#) / 25#	14.10	84.60
✓	(2)	CAULIFLOWER	4.00	8.00	✓	(1)	Quant Yogurt (Flavored)	3.50	3.50			Grabits 100/200 ct		
		CELERY			✓	(1)	KALE	1.00	1.00			48/1# Carrot		
		CABBAGE white			✓	(5)	LEEKS	10.00	50.00			Baby Carrot		
		CABBAGE red			✓	(24)	CORN	12.00	288.00			Pinto Beans #100		
		CILANTRO					HERBS			✓	1	# Block Cheese	3.50	3.50
		SPRING MIX 3#					Basil					J. Yel. Onions		
✓	(10)	Endive Curly	32.50	325.00			Chives					Red Onions		
		LETTUCE					Mint			✓	2	can Chard	18.75	37.50
✓	4	Green Leaf	19.50	78.00			Rosemary					Potatoes		
✓	3	Red Leaf	19.50	58.50			Thyme					10/5 Russet		
✓	23	Romaine	22.50	517.50	✓	1	Catnip Pods	24.75	24.75			5/10 Russet		
		SPINACH 2 1/2 #	2.20	5.50	✓	8	Apples	27.00	216.00			Ctn. Russet		
		EGGPLANT	3.00	3.00			Apples					Red Potatoes - sz		
✓	1	25# Beets	23.75	23.75			Apples Sliced 100/200			✓	2	can Collard Greens	24.75	49.50
		PARSLEY Flat / Curly								✓	2	YAMS Med / Jumbo	23.50	47.00
✓	1	Rendition Greens	21.50	21.50	✓	1	Oranges 70/82	34.50	34.50			Jicama		
		GREEN ONIONS			✓	2	Lemons	27.00	54.00	✓	(2)	Grapefruit	1.00	2.00
		RADDISH					Limes			✓	5	CUCUMBERS	12.00	60.00
✓	10	GREEN BEANS	2.50	25.00	✓	5	Banana's	22.00	110.00			SQUASH ACORN	2.50	12.50
✓	1/2	Asparagus	40.00	20.00			Raspberries			✓	1	Med. I.T. Squash	21.00	21.00
✓	1	BELL PEPPER Green	17.00	17.00			Blueberries			✓	2	Yellow Squash		
		BELL PEPPER Red			✓	1	Blackberries			✓	(8)	7oz. Vegetables	38.00	304.00
		Chili Jalapeno			✓	4	GRAPES Red	27.75	111.00	✓	(3)	Avocado (Ripe)	4.50	13.50
		Chili Tomatillo			✓	4	GRAPES Lunch Bunch	50.00	200.00			Avocado (Firm)		
✓	1	Chili Long Grn/Pasilla	24.75	24.75	✓	1	4# Kiwi	12.00	12.00			Garlic (5# Peeled)		
		Alfalfa Sprouts 1#/4oz			✓	5	Mango's	15.00	75.00			Garlic -(Whole)		
		Bean Sprouts					Nectarines			✓	1	TOMATOES	24.00	24.00
		Cole Slaw (white cabbage)					Papaya					ROMA TOMATOES		
✓	4	Cabbage Shred Red	50.00	200.00	✓	3	Peach	9.00	27.00			GRAPE TOMATOES		
		Carrot (Shred) / Coin			✓	5	Pear	9.80	49.00			CHERRY TOMATOES		
		Carrot Sticks 2/4			✓	4	Pineapple	10.00	40.00	✓	5	can Sweet Potato	13.50	67.50
		Celery Sticks 2/4					Plum			✓	(4)	Banana Baby Food	6.00	24.00
		Yel. Onions Sliced/Diced					Strawberry					MUSHROOMS (sliced)		
		Red Onions Sliced/Diced			✓	(1)	MELON					Button Mushroom		
		Tossed Salad / SC			✓	(2)	Cantaloupe	22.00	44.00	✓	10	Medium Mushroom	19.50	195.00
		Shred Lettuce			✓	(4)	Honeydew	24.00	96.00			Portabella Mushroom		
		Cabbage/Romaine Blend					Watermelon #					12/8 oz. Mushroom		

ORDER FILLED BY

DELIV. BY

REC'D IN GOOD ORDER BY

C.O.D.

TOTAL

2064.00

TERMS: NET CASH - A FINANCE CHARGE OF 1 1/2 % PER MONTH (18% PER YEAR) WILL BE CHARGED ON PAST DUE ACCOUNTS. ALL CLAIMS FOR RETURN OF GOODS MUST BE MADE WITHIN 24 HOURS AFTER RECEIPT OF MERCHANDISE.

THANK YOU

2017-10 page 49 of 91

503-036

Sol by Chip + Steve

Del. by the p + Steve

m2

VALLEY PRODUCE, INC.

P.O. BOX 11664, FRESNO, CALIFORNIA 93774

e-mail: valleypro@comcast.net

Sold to

PHONE (559) 237-3328

FAX (559) 237-5611

Date

10/17/17

No. C

245589

✓ QUAN.	ITEM	PRICE	AMOUNT	✓ QUAN.	ITEM	PRICE	AMOUNT	✓ QUAN.	ITEM	PRICE	AMOUNT
	Broccoli Florets										
X (9)	BROCCOLI Crown /18ct	4.00	36.00	X (7)	EGGS 15/doz	1.40	9.80	X 4	CARROTS 50# / 25#	2.35	9.40
X (4)	CAULIFLOWER	6.80	27.20	X (2)	Quartz Yogurt	7.00	14.00		Grabits 100/200 ct		
	CELERY				KALE	1.50	3.00		48/1# Carrot		
	CABBAGE white			X (5)	LEEEKS	1.00	5.00		Baby Carrot		
	CABBAGE red			X (24)	CORN	1.20	28.80		Pinto Beans #100		
	CILANTRO				HERBS				2 case Chard	1.75	3.50
	SPRING MIX 3#			X (1)	Basil				J. Yel. Onions		
X 1 case	Cactus Pad	2.75	2.75		Chives				Red Onions		
	LETTUCE			X (1)	VINEGAR	4.00	4.00	X (8)	Frozen Veggies		3.00
X 5 case	Green Leaf	2.10	10.50		Rosemary				Potatoes		
X 2	Red Leaf	2.10	4.20		Thyme				10/5 Russet		
X 15	Romaine 30 count	2.60	39.00	X (1)	FROZEN CORN	4.75	4.75		5/10 Russet		
	SPINACH 2 1/2 #			X 4	Apples	3.00	12.00		Ctn. Russet		
	EGGPLANT				Apples				Red Potatoes sz		
X 1 case	Endive				Apples Sliced 100/200			X 2 case	Collard Greens	2.15	4.30
	PARSLEY Flat / Curly			X 1 case	Jicama	2.40	2.40	X 2	YAMS Med / Jumbo	2.20	4.40
X 1 case	Randellion Greens	2.80	2.80	X 1 case	Oranges 113ct.	3.80	3.80		Jicama		
	GREEN ONIONS			X 2	Lemons	1.90	3.80	X 1	25# Jicama	2.95	2.95
	RADDISH				Limes			X 15	CUCUMBERS	1.30	19.50
X 10 case	GREEN BEANS	2.50	25.00	X 3 case	Banana's	2.20	6.60	X (1)	Speq. Squash	2.00	2.00
	ASPARAGUS				Raspberries			X (1)	SQUASH ACORN	2.00	2.00
X 5 case	PEANUTS with salt	1.50	7.50		Blueberries			X 1 case	Med. I.T. Squash	1.85	1.85
X 1 case	BELL PEPPER Green	1.75	1.75		Blackberries				Yellow Squash		
	BELL PEPPER Red				GRAPES Red			X (1)	Butternut Squash	2.00	2.00
X 1 case	Chili Jalapeno	90	90		GRAPES Lunch Bunch			X (3)	Avocado (Ripe)	4.50	13.50
	Chili Tomatillo			X 4	Kiwi	2.20	8.80		Avocado (Firm)		
	Chili Long Grn/Pasilla			X 2 case	Mango's	1.30	2.60		Garlic (5# Peeled)		
X 5 case	ALMONDS no salt	3.50	17.50		Nectarines				Garlic -(Whole)		
	Alfalfa Sprouts 1#/4oz			X (12)	Papaya	3.00	36.00	X (2)	Grapefruit	3.00	6.00
	Bean Sprouts			X 5	Peach	6.00	30.00	X 1	TOMATOES 4x5	1.90	1.90
	Cole Slaw (white cabbage)			X 10	Pear 120/150 ct	3.05	30.50		ROMA TOMATOES		
	Cabbage Shred Red			X (3)	Pineapple	9.00	27.00		GRAPE TOMATOES		
X 4 case	Carrot. Shred / Coin	5.20	20.80		Plum				CHERRY TOMATOES		
	Carrot Sticks 2/4			X (4)	Strawberry	1.00	4.00	X 2 case	Sweet Potato	5.40	10.80
	Celery Sticks 2/4				MELON			X 1 case	Cheese Block	3.50	3.50
	Yel. Onions Sliced/Diced			X (11)	Cantaloupe	1.98	21.78		MUSHROOMS (sliced)		
	Red Onions Sliced/Diced			X (3)	Honeydew	9.00	27.00	X 10	Button Mushroom		
	Tossed Salad / SC			X (4)	Watermelon #	2.40	9.60		Medium Mushroom	1.95	19.50
	Shred Lettuce				Sunflower Seeds				Portabella Mushroom		
	Cabbage/Romaine Blend								12/8-oz. Mushroom		

ORDER FILLED BY

DELIV. BY

REC'D IN GOOD ORDER BY

TOTAL

THANK YOU

TERMS: NET CASH - A FINANCE CHARGE OF 1 1/2 % PER MONTH (18% PER YEAR) WILL BE CHARGED ON PAST DUE ACCOUNTS. ALL CLAIMS FOR RETURN OF GOODS MUST BE MADE WITHIN 24 HOURS AFTER RECEIPT OF MERCHANDISE.

5045030032 \$4.00 5003-03 0032 \$11053.30

2017 Sales Tax - Quarter 3

5173-10 0033	5173-03 0032	5057-10 0033	5045-03 0032	5173-08 0075	5173-08 0017	5045-08 0010	5057-03 0032	5120-10 0033	5173-12 0003	5057-11 0091	5058-07 0117	5058-07 0039	5058-07 0038	5058-07 0035
\$ 20.96	\$ 34.98	\$ 6.50	\$ 231.35	\$ 182.17	\$ 25.00	\$ 98.01	\$ 3,727.00	\$ 12.98	\$ 8.98	\$ 348.50	\$ 113.83	\$ 14.30	\$ 114.95	\$ 116.90
\$ 453.00	\$ 35.96		\$ 50.00								\$ 33.97	\$ 64.99		
\$ 67.72			\$ 37.96								\$ 53.27	\$ 63.78		
\$ 143.00			\$ 53.94								\$ 36.00	\$ 39.00		
\$ 146.73			\$ 318.00								\$ 7.99	\$ 79.98		
\$ 98.97			\$ 169.96								\$ 676.70	\$ 229.99		
\$ 7.49			\$ 159.00								\$ 495.95	\$ 119.94		
\$ 62.92			\$ 144.34											
\$ 11.00			\$ 91.96											
\$ 58.45			\$ 28.99											
\$ 23.92			\$ 47.25											
\$ 161.23			\$ 31.58											
			\$ 16.22											
			\$ 38.82											
			\$ 35.99											
			\$ 4.00											
\$ 1,255.39	\$ 70.94	\$ 6.50	\$ 1,459.36	\$ 182.17	\$ 25.00	\$ 98.01	\$ 3,727.00	\$ 12.98	\$ 8.98	\$ 348.50	\$ 1,417.71	\$ 611.98	\$ 114.95	\$ 116.90
\$ 100.12	\$ 5.66	\$ 0.52	\$ 116.38	\$ 14.53	\$ 1.99	\$ 7.82	\$ 297.23	\$ 1.04	\$ 0.72	\$ 27.79	\$ 113.06	\$ 48.81	\$ 9.17	\$ 9.32

Valley Produce 5003-03-0032	Valley Produce 5003-03-0032	Golden State 5003-03-0032	Central Fish:SLC 5003-03-0032	Central: SRB 5003-08-0092	Misc 5003-03-0032	5173-11 0091	5173-01 0034	5173-18 0173	5151-12 0003	5173-08 0010	5120-13 0001	5058-07 0037	5058-07 0041	5120-05044	5173-09 0031
\$ 1,668.45	\$ 97.60	\$ 341.35	\$ 575.00	\$ 15.12	\$ 57.48	\$ 319.90	\$ 69.99	\$ 303.96	\$ 49.97	\$ 59.88	\$ 55.99	\$ 268.46	\$ 7.17	\$ 22.98	
\$ 54.00	\$ 97.60	\$ 520.82	\$ 973.01	\$ 177.01	60.99				\$ 300.00		\$ 716.48				
\$ 1,199.35	\$ 97.60	\$ 228.95	\$ 341.35	\$ 22.50					\$ 196.50		\$ 21.77				
\$ 1,806.50	\$ 88.60	\$ 680.00	\$ 520.82	\$ 48.96							\$ 618.00				
\$ 160.00	\$ 97.60	\$ 148.50	\$ 228.95												
\$ 1,709.75		\$ 170.68	\$ 681.00												
\$ 1,455.45		\$ 224.53	\$ 148.50												
\$ 143.50		\$ 307.90	\$ 170.67												
\$ 1,457.80			\$ 224.52												
\$ 1,634.15			\$ 307.90												
\$ 1,359.75															
\$ 21.75															
\$ 144.00															
\$ 144.00															
\$ 128.00															
\$ 1,629.80															
\$ 1,648.35															
\$ 115.00															
\$ 1,426.95															
\$ 1,814.75															
\$ 441.50															
\$ 20,162.80	\$ -	\$ 479.00	\$ 2,622.73	\$ 4,171.72	\$ 263.59	\$ 118.47	\$ 319.90	\$ 69.99	\$ 303.96	\$ 546.47	\$ 59.88	\$ 1,412.24	\$ 268.46	\$ 7.17	\$ 22.98
\$ 1,607.98	\$ 38.20	\$ 209.16	\$ 332.69	\$ 21.02	\$ 9.45	\$ 25.51	\$ 5.58	\$ 24.24	\$ 43.58	\$ 4.78	\$ 112.63	\$ 21.41	\$ 0.57	\$ 1.83	
5003-03 0032	total feed :	\$ 23,528.12													
5003-03 0032	Sales Tax for Fee	\$ 1,876.37													

Total Q1B Sales Tax \$ 40,285.73

Total Q1B@ 7.975%: \$ 3,212.79

Adjustments:

PAYMENT DUE: \$ 3,212.79

5045-03 0032 22.50

VALLEY PRODUCE, INC.

P.O. BOX 11664, FRESNO, CALIFORNIA 93774

e-mail: valleypro@comcast.net

Sold to

Ties to attached summary

PHONE (559) 237-3328

FAX (559) 237-5611

Date

9/5/17

No. C 243180

✓	QUAN.	ITEM	PRICE	AMOUNT	✓	QUAN.	ITEM	PRICE	AMOUNT	✓	QUAN.	ITEM	PRICE	AMOUNT
		Broccoli Florets												
X	(9)	BROCCOLI Crown /18ct	700	6300	X	(6)	EGGS 15/doz	1200	7200	X	(4)	CARROTS (50#)-25#	2400	9600
X	(4)	CAULIFLOWER	600	2400	X	(3)	Qt Yogurt/FVAN.	400	1200			Grabits 100/200 ct		
		CELERY			X	(2)	SPINACH	1100	2200			48/1# Carrot		
		CABBAGE white			X	(5)	LEEEKS	1125	5625			Baby Carrot		
		CABBAGE red					CORN					Pinto Beans #100		
		CILANTRO					HERBS			X	(2)	one Collard Greens	2400	4800
		SPRING MIX 3#					Basil					J. Yel. Onions		
X	1 case	Catfish Paks	2300				Chives					Red Onions		
		LETTUCE					Mint			X	(3)	one Chard	185	555
X	3 case	Green Leaf	1600	4800			Rosemary					Potatoes		
X	3 case	Red Leaf	1600	4800			Thyme					10/5 Russet		
X	17 case	Romaine	1750	29750			Sumbo Sweet Potato	10800				5/10 Russet		
		SPINACH 2 1/2 #	150	2250	X	(8)	Apples	21600				Ctn. Russet		
		EGGPLANT	200	2000			Apples					Red Potatoes ____ sz		
		PARSLEY Flat / Curly			X	(1)	Black cheese	350	350	X	(6)	Froz Veggies	2850	
X	1 case	Curly Endive	3250		X	(10)	Oranges	3850				YAMS Med Jumbo	2850	5700
		GREEN ONIONS			X	(2)	Lemons	180	360	X	(1)	Jicama	5	5
		RADDISH					Limes			X	(15)	Spag. Squash	2000	
X	10 case	GREEN BEANS	200	2000	X	(5)	Banana's	11000		X	(2)	CUCUMBERS	1000	
		ASPARAGUS					Raspberries			X	(1)	Butternut Squash	900	
X	5 case	Sunflower Seeds	3375				Blueberries			X	(1)	SQUASH Acorn	200	
		BELL PEPPER Green					Blackberries			X	(1)	Med. I.T. Squash	1875	
		BELL PEPPER Red					GRAPES Red			X	(2)	Yellow Squash		
X	1 case	Chili Jalapeno	90				GRAPES Lunch Bunch			X	(3)	Grapefruit	300	
		Chili Tomatillo			X	(1)	Dried Fig 5#	2650				Avocado (Ripe)	750	
		Chili Long Grn/Pasilla			X	(1)	Mango's	1250				Avocado (Firm)		
X	1 case	Turnip Green	2400		X	(5)	Nectarines	450				Garlic (5# Peeled)		
		Alfalfa Sprouts 1#/4oz			X	(2)	Papaya	800		X	(1)	Garlic -(Whole)		
		Bean Sprouts					Peach			X	(1)	Turnip	2975	
		Cole Slaw(white cabbage)			X	(1)	Pear 120ct	2400				TOMATOES	2100	
		Cabbage Shred Red			X	(2)	Pineapple	700				ROMA TOMATOES		
X	5 case	Carrot (Shred) / Goins	650				Plum					GRAPE TOMATOES		
		Carrot Sticks 2/4			X	(1)	Strawberry	800		X	(1)	CHERRY TOMATOES		
		Celery Sticks 2/4			X	(5)	Kiwi	550		X	(6)	Not Ford		
		Yel. Onions Sliced/Diced					MELON					Garlic (5# Peeled)	2250	
		Red Onions Sliced/Diced			X	(10)	Cantaloupe	1700				MUSHROOMS (sliced)		
		Tossed Salad / SC			X	(2)	Honeydew	500		X	(10)	Button Mushroom		
		Shred Lettuce			X	(4)	Watermelon #	600				Medium Mushroom	2050	
		Cabbage/Romaine Blend										Portabella Mushroom		
												12/8 oz. Mushroom		

ORDER FILLED BY

DELIV. BY

RECEIVED IN GOOD ORDER BY

TOTAL

169025

TERMS: NET CASH - A FINANCE CHARGE OF 1 1/2 % PER MONTH (18% PER YEAR) WILL BE CHARGED ON PAST DUE ACCOUNTS.

ALL CLAIMS FOR RETURN OF GOODS MUST BE MADE WITHIN 24 HOURS AFTER RECEIPT OF MERCHANDISE

THANK YOU

5045-03 0032 22.50

5003-03 0032 21.668.45 QTR 3 pd 9/28

VALLEY PRODUCE, INC.

P.O. BOX 11664, FRESNO, CALIFORNIA 93774

e-mail: valleypro@comcast.net

Sold to

PHONE (559) 237-3328

FAX (559) 237-5611

Date

9-4-17

No. C

242997

✓	QUAN.	ITEM -	PRICE	AMOUNT	✓	QUAN.	ITEM	PRICE	AMOUNT	✓	QUAN.	ITEM	PRICE	AMOUNT
		Broccoli Florets												
		BROCCOLI Crown /18ct					EGGS 15/doz					CARROTS 50# / 25#		
		CAULIFLOWER										Grabits 100/200 ct		
		CELERY					KALE					48/1# Carrot		
		CABBAGE white					LEEKS					Baby Carrot		
		CABBAGE red					CORN					Pinto Beans #100		
		CILANTRO					HERBS							
		SPRING MIX 3#					Basil					J. Yel. Onions		
							Chives					Red Onions		
		LETTUCE					Mint							
		Green Leaf					Rosemary					Potatoes		
		Red Leaf					Thyme					10/5 Russet		
X3		Romaine										5/10 Russet		
		SPINACH 2 1/2 #					Apples					Ctn. Russet		
		EGGPLANT					Apples					Red Potatoes ____ sz		
							Apples Sliced 100/200							
		PARSLEY Flat / Curly										YAMS Med / Jumbo		
							Oranges					Jicama		
		GREEN ONIONS					Lemons							
		RADDISH					Limes					CUCUMBERS		
		GREEN BEANS					Banana's							
		ASPARAGUS					Raspberries					SQUASH		
							Blueberries					Med. I.T. Squash		
		BELL PEPPER Green					Blackberries					Yellow Squash		
		BELL PEPPER Red					GRAPES Red							
		Chili Jalapeno					GRAPES Lunch Bunch					Avocado (Ripe)		
		Chili Tomatillo										Avocado (Firm)		
		Chili Long Grn/Pasilla					Mango's					Garlic (5#Peeled)		
							Nectarines					Garlic -(Whole)		
		Alfalfa Sprouts 1#/4oz					Papaya							
		Bean Sprouts					Peach					TOMATOES		
		Cole Slaw(white cabbage)					Pear					ROMA TOMATOES		
		Cabbage Shred Red					Pineapple					GRAPE TOMATOES		
		Carrot Shred / Coin					Plum					CHERRY TOMATOES		
		Carrot Sticks 2/4					Strawberry							
		Celery Sticks 2/4												
		Yel. Onions Sliced/Diced					MELON					MUSHROOMS (sliced)		
		Red Onions Sliced/Diced					Cantaloupe					Button Mushroom		
		Tossed Salad / SC					Honeydew					Medium Mushroom		
		Shred Lettuce					Watermelon # ____					Portabella Mushroom		
		Cabbage/Romaine Blend										12/8 oz. Mushroom		

ORDER FILLED BY

DELIV. BY

REC'D IN GOOD ORDER BY

C.O.D.

TOTAL ▶

TERMS: NET CASH - A FINANCE CHARGE OF 1 1/2 % PER MONTH (18% PER YEAR) WILL BE CHARGED ON PAST DUE ACCOUNTS.
ALL CLAIMS FOR RETURN OF GOODS MUST BE MADE WITHIN 24 HOURS AFTER RECEIPT OF MERCHANDISE.

THANK YOU

FZ

3pc

QTR-3 Pd. 9/28

2017-10 page 54 of 91

VALLEY PRODUCE, INC.

P.O. BOX 11664, FRESNO, CALIFORNIA 93774

e-mail: valleypro@comcast.net

Sold to

803-034
Fresno Chaffer 200

Date

8/29/17

PHONE (559) 237-3328

FAX (559) 237-5611

No. C 243156

✓	QUAN.	ITEM	PRICE	AMOUNT	✓	QUAN.	ITEM	PRICE	AMOUNT	✓	QUAN.	ITEM	PRICE	AMOUNT
X	19	BROCCOLI Florets			X	5	EGGS 15/doz		100	X	1	CARROTS 50# 25#		230
X	3	BROCCOLI Crown 7/18ct	1125		X	1	Quart Flv. Yogurt		350			Grabits 100/200 ct		
X		CAULIFLOWER	900		X	2	KALE	1800	3200			48/1# Carrot		
		CELERY			X	5	LEEEKS	200	1000			Baby Carrot		
		CABBAGE white			X	21	CORN		1200			Pinto Beans #100		
		CABBAGE red					HERBS			X	1	25# Beets		21X
		CILANTRO					Basil					J. Yel. Onions		
X	3	SPRING MIX 3#	175	525			Chives			X	1	Red Onions		
		LETTUCE					Mint			X	1	Spaghetti Squash		200
X	4	Green Leaf	1600	6400			Rosemary					Potatoes		
X	2	Red Leaf	1600	3200			Thyme					10/5 Russet		
X	20	Romaine - Allcommiss	1700	5100	X	1	Catnip Pad		21X			5/10 Russet		
		SPINACH 2 1/2 #			X	6	Apples 75/125 Red	2900	17400			Ctn. Russet		
		EGGPLANT					Apples					Red Potatoes sz		
X	2	Collard Greens 23#	4100				Apples Sliced 100/200			X	3	Jumbo Sweet Potatoes		7800
		PARSLEY Flat / Curly			X	1	Donation Green		260	X	1	YAMS (Med) Jumbo		2500
X	7	TURNIP GREENS	28X				Oranges					Jicama		10
		GREEN ONIONS					Lemons			X	4	Grapefruit		1900
X	10	RADDISH					Limes			X	15	CUCUMBERS		1500
X	10	GREEN BEANS (Loose)	3000		X	2	Banana's	2200	4400	X	3	Butternut Squash		600
		ASPARAGUS					Raspberries			X	2	SQUASH ACORN		400
X	1	Paranips	375		X	6	Blueberries	200	1200	X	7	Med. I.T. Squash		700
X	10	BELL PEPPER Green	1700				Blackberries					Yellow Squash		
		BELL PEPPER Red			X	1	GRAPES Red		2700	X	1	Curly Endive		320
		Chili Jalapeno					GRAPES Lunch Bunch			X	3	Avocado (Ripe)		700
		Chili Tomatillo			X	4	Kiwi		480			Avocado (Firm)		
X	2	Chili Long Grn/Pasilla			X	10	Mango's		1050			Garlic (5#Peeled)		
X	2	Cheese Block	400	800			Nectarines					Garlic -(Whole)		
		Alfalfa Sprouts 1#/4oz			X	5	Papaya	300	1500	X	2	2# Raisins	600	1200
		Bean Sprouts			X	5	Peach		625	X	1	TOMATOES		2100
		Cole Slaw(white cabbage)					Pear					ROMA TOMATOES		
X	5	Cabbage Shred Red			X	2	Pineapple		750			GRAPE TOMATOES		
		Carrot Shred 10lb	650				Plum					CHERRY TOMATOES		
		Carrot Sticks 2/4			X	4	Strawberry		1200	X	25	FROZ Veggies	400	400
		Celery Sticks 2/4			X	1	PLASTIC FOOD WRAP		1375	X	15	SUNFLOWER SEEDS (Husks)		200
		Yel. Onions Sliced/Diced					MELON					MUSHROOMS (sliced)		
		Red Onions Sliced/Diced			X	4	Cantaloupe		800			Button Mushroom		
		Tossed Salad / SC					Honeydew			X	10	Medium Mushroom		1050
		Shred Lettuce			X	3	Watermelon #		2100			Portabella Mushroom		
		Cabbage/Romaine Blend										12/8 oz. Mushroom		

ORDER FILLED BY

DELIV. BY

REC'D IN GOOD ORDER BY

TOTAL ▶

12/310

TERMS: NET CASH - A FINANCE CHARGE OF 1 1/2 % PER MONTH (18% PER YEAR) WILL BE CHARGED ON PAST DUE ACCOUNTS. ALL CLAIMS FOR RETURN OF GOODS MUST BE MADE WITHIN 24 HOURS AFTER RECEIPT OF MERCHANDISE.

THANK YOU

5003-02 0032

1199.35

5045-03

0032 13.75

QTR. 3 Rd 9/28

VALLEY PRODUCE, INC.

P.O. BOX 11664, FRESNO, CALIFORNIA 93774

e-mail: valleypro@comcast.net

Sold to

PHONE (559) 237-3328

FAX (559) 237-5611

Date

8-22-17

No. C 245343

✓	QUAN.	ITEM	PRICE	AMOUNT	✓	QUAN.	ITEM	PRICE	AMOUNT	✓	QUAN.	ITEM	PRICE	AMOUNT
		Broccoli Florets			X	5	# Peanuts NO-SALT	1500						
		BROCCOLI Crown /18ct			X	16	EGGS 15/doz	1200		X	10	CARROTS (50#) 25#	2375	1425
X	5	CAULIFLOWER		750								Grabits 100/200 ct		
		CELERY			X	3	KALE	1475	4425			48/1# Carrot		
		CABBAGE white			X	5	LEEEKS	200	1000			Baby Carrot		
		CABBAGE red					CORN					Pinto Beans #100		
		CILANTRO					HERBS			X	1	25# Beets		2325
		SPRING MIX 3#					Basil					J. Yel. Onions		
X	1	more Catus Packs		2375			Chives					Red Onions		
		LETTUCE					Mint			X	1	Randilion Green		2650
X	4	Green Leaf	1575	6300			Rosemary					Potatoes		
X	3	Red Leaf	1575	4725			Thyme					10/5 Russet		
X	20	Romaine	1575	31500	X	2	Qts Flav. Yogurt		700			5/10 Russet		
		SPINACH 2 1/2 #					Apples					Ctn. Russet		
		EGGPLANT			X	17	Apples 11.3 Red	2680	18200			Red Potatoes sz		2700
X	3	Chard	18.15	5425			Apples Sliced 100/200			X	3	Sweet Potato (Yumbo)		8100
		PARSLEY Flat / Curly			X	1	* Block cheese	350		X	3	YAMS (Med) Jumbo	2700	8100
X	2	Collard Green	2175	4350	X	10	Oranges 72/box	3400				Jicama		0
		GREEN ONIONS					Lemons			X	1	Turnip		2375
		RADDISH					Limes			X	15	CUCUMBERS		9200
X	10	GREEN BEANS		2000	X	5	Banana's	2200	11000	X	5	* WALNUTS NO-SALT		8000
		ASPARAGUS					Raspberries			X	2	SQUASH ACORN		4200
X	1	Curly Endive	3200		X	6	Blueberries	1200		X	20	Med. I.T. Squash	1800	3600
X	10	BELL PEPPER Green	1700	17000			Blackberries					Yellow Squash		
		BELL PEPPER Red			X	1	GRAPES Red	2800		X	2	Butternut Squash		400
		Chili Jalapeno					GRAPES Lunch Bunch			X	3	Avocado (Ripe)		750
		Chili Tomatillo			X	5	* Kiwi	600				Avocado (Firm)		
		Chili Long Grn/Pasilla			X	2	Mango's	1050	2100			Garlic (5#Peeled)		
X	10	Turnip Greens	2175				Nectarines					Garlic -(Whole)		
		Alfalfa Sprouts 1#/4oz			X	3	Papaya	900		X	1	Spagheti Squash		200
		Bean Sprouts			X	5	Peach	750		X	1	TOMATOES		2350
		Cole Slaw(white cabbage)			X	10	Pear 135ct	2900				ROMA TOMATOES		
		Cabbage Shred Red			X	3	Pineapple	1050				GRAPE TOMATOES		
		Carrot Shred / Coin					Plum					CHERRY TOMATOES		
		Carrot Sticks 2/4			X	4	Strawberry	900		X	1	15# Frozen Veggie	205	3375
		Celery Sticks 2/4								X	1	15# Frozen Corn		450
		Yel. Onions Sliced/Diced					MELON					MUSHROOMS (sliced)		
		Red Onions Sliced/Diced			X	9	Cantaloupe	1450				Button Mushroom		
		Tossed Salad / SC			X	3	Honeydew	900		X	10	Medium Mushroom		1950
		Shred Lettuce			X	3	Watermelon #	1800				Portabella Mushroom		
		Cabbage/Romaine Blend										12/8 oz. Mushroom		

ORDER FILLED BY

DELIV. BY

REC'D IN GOOD ORDER BY

GOOD

TOTAL ▶

THANK YOU

TERMS: NET CASH - A FINANCE CHARGE OF 1 1/2 % PER MONTH (18% PER YEAR) WILL BE CHARGED ON PAST DUE ACCOUNTS.
ALL CLAIMS FOR RETURN OF GOODS MUST BE MADE WITHIN 24 HOURS AFTER RECEIPT OF MERCHANDISE.

5003-03 0032

QTR. 3 Pg 9/28

VALLEY PRODUCE, INC.

P.O. BOX 11664, FRESNO, CALIFORNIA 93774

e-mail: valleypro@comcast.net

Sold to

fresno 200

PHONE (559) 237-3328

FAX (559) 237-5611

Date

8-11-17

No. C 244693

✓	QUAN.	ITEM	PRICE	AMOUNT	✓	QUAN.	ITEM	PRICE	AMOUNT	✓	QUAN.	ITEM	PRICE	AMOUNT
		Broccoli Florets												
		BROCCOLI Crown /18ct					EGGS 15/doz					CARROTS 50# / 25#		
		CAULIFLOWER					Mixed Nut					Grabits 100/200 ct		
		CELERY					KALE					48/1# Carrot		
		CABBAGE white					LEEKS					Baby Carrot		
		CABBAGE red					CORN					Pinto Beans #100		
		CILANTRO					HERBS							
		SPRING MIX 3#					Basil					J. Yel. Onions		
							Chives					Red Onions		
		LETTUCE					Mint							
		Green Leaf					Rosemary					Potatoes		
		Red Leaf					Thyme					10/5 Russet		
		Romaine					Apples					5/10 Russet		
		SPINACH 2 1/2 #					Apples					Ctn. Russet		
		EGGPLANT					Apples Sliced 100/200					Red Potatoes ____ sz		
		PARSLEY Flat / Curly										YAMS Med / Jumbo		
							Oranges					Jicama		
		GREEN ONIONS					Lemons							
		RADDISH					Limes					CUCUMBERS		
		GREEN BEANS					Banana's							
		ASPARAGUS					Raspberries					SQUASH		
							Blueberries					Med. I.T. Squash		
		BELL PEPPER Green					Blackberries					Yellow Squash		
		BELL PEPPER Red					GRAPES Red							
		Chili Jalapeno					GRAPES Lunch Bunch					Avocado (Ripe)		
		Chili Tomatillo										Avocado (Firm)		
		Chili Long Grn/Pasilla					Mango's					Garlic (5# Peeled)		
							Nectarines					Garlic (Whole)		
		Alfalfa Sprouts 1#/4oz					Papaya							
		Bean Sprouts					Peach					TOMATOES		
		Cole Slaw(white cabbage)					Pear					ROMA TOMATOES		
		Cabbage Shred Red					Pineapple					GRAPE TOMATOES		
		Carrot Shred / Coin					Plum					CHERRY TOMATOES		
		Carrot Sticks 2/4					Strawberry							
		Celery Sticks 2/4												
		Yel. Onions Sliced/Diced					MELON					MUSHROOMS (sliced)		
		Red Onions Sliced/Diced					Cantaloupe					Button Mushroom		
		Tossed Salad / SC					Honeydew					Medium Mushroom		
		Shred Lettuce					Watermelon #					Portabella Mushroom		
		Cabbage/Romaine Blend										12/8 oz. Mushroom		

ORDER FILLED BY

DELIV. BY

REC'D IN GOOD ORDER BY

TOTAL

MS: NET CASH - A FINANCE CHARGE OF 1 1/2 % PER MONTH (18% PER YEAR) WILL BE CHARGED ON PAST DUE ACCOUNTS.

THANK YOU

CLAIMS FOR RETURN OF GOODS MUST BE MADE WITHIN 24 HOURS AFTER RECEIPT OF MERCHANDISE.

5003-03 0032

160

QTR. 3

Pd. 9/18

2017-10 page 57 of 91

VALLEY PRODUCE, INC.

P.O. BOX 11664, FRESNO, CALIFORNIA 93774

e-mail: valleypro@comcast.net

Sold to

PHONE (559) 237-3328

FAX (559) 237-5611

Date

8/15/17

No. C 244718

✓	QUAN.	ITEM	PRICE	AMOUNT	✓	QUAN.	ITEM	PRICE	AMOUNT	✓	QUAN.	ITEM	PRICE	AMOUNT
		Broccoli Florets												
✓	1	BROCCOLI Crown (18ct)	1850		✓	(4)	EGGS 15/doz	800		✓	5	CARROTS 50# 25#	2400	1200
✓	(2)	CAULIFLOWER	240									Grabits 100/200 ct		
		CELERY			✓	3	core KALE	1600	4800			48/1# Carrot		
		CABBAGE white			✓	3	LEEEKS	200	600			Baby Carrot		
		CABBAGE red			✓	(2)	CORN	50	100			Pinto Beans #100		
		CILANTRO					HERBS			✓	1	Condition Beans	2800	
		SPRING MIX 3#					Basil					J. Yel. Onions		
✓	3	Sweet Potato 2600	5200				Chives					Red Onions		
✓	(2)	LETTUCE	180				Mint			✓	1	Turnip Greens	2375	
✓	40	Green Leaf	1600	6400			Rosemary					Potatoes		
✓	3	Red Leaf	1600	3200			Thyme					10/5 Russet		
✓	25	Romaine	1600	3840	✓	2	Quarts Flav. Yogurt	700				5/10 Russet		
		SPINACH 2 1/2 #					Apples					Ctn. Russet		
✓	1	EGGPLANT			✓	8	Apples Red & Fuji	2700	23200			Red Potatoes ____ sz		
		Curly Endive	3200				Apples Sliced 100/200			✓	1	Paranips	3875	
		PARSLEY Flat / Curly			✓	1	Cheese Block	350		✓	1	YAMS Med Jumbo	2000	
							Oranges					Jicama		
		GREEN ONIONS			✓	2	Lemons	260						
		RADDISH					Limes			✓	05	CUCUMBERS 15#	100	
✓	10	GREEN BEANS Loose Not Trained	200		✓	4	Banana's	8800		✓	(1)	Squash	300	
		ASPARAGUS					Raspberries			✓	12	SQUASH ACORN	450	
✓	1	BELL PEPPER Green	1800		✓	(6)	Blueberries	1200		✓	1	Med. I.T. Squash	1650	
		BELL PEPPER Red			✓	1	Blackberries					Yellow Squash		
✓	1	Chili Jalapeno	100				GRAPES Red	2800		✓	(1)	Speg. SQUASH	200	
		Chili Tomatillo			✓	1	GRAPES Lunch Bunch			✓	(3)	Avocado (Ripe)	600	
✓	1	Chili Long Grn/Pasilla			✓	1	5# Dried Fig	3450				Avocado (Firm)		
✓	1	Cat's Paws	195		✓	(2)	Mango's	1100				Garlic (5# Peeled)		
		Alfalfa Sprouts 1#/4oz					Nectarines					Garlic (Whole)		
		Bean Sprouts			✓	5	Papaya	1250		✓	1	Mushrooms (sliced)	475	
		Cole Slaw (white cabbage)			✓	1	Peach	450				TOMATOES		
✓	5	Cabbage Shred Red	650		✓	(2)	Pear 135ct	700				ROMA TOMATOES		
		Carrot (Shred) Coin			✓	(4)	Pineapple					GRAPE TOMATOES		
		Carrot Sticks 2/4			✓	4	Plum					CHERRY TOMATOES		
		Celery Sticks 2/4			✓	4	Strawberry	800		✓	3	chard	1825	5625
		Yel. Onions Sliced/Diced			✓	4	Kiwi	360		✓	2	collard greens	475	
		Red Onions Sliced/Diced					MELON					MUSHROOMS (sliced)		
		Tossed Salad / SC			✓	(1)	Cantaloupe	1925		✓	10	Button Mushroom		
		Shred Lettuce			✓	(5)	Honeydew					Medium Mushroom		
		Cabbage/Romaine Blend					Watermelon #	3000				Portabella Mushroom		
												12/8 oz. Mushroom		

ORDER FILLED BY

DELIV. BY

REC'D IN GOOD ORDER

TOTAL

THANK YOU

TERMS: NET CASH - A FINANCE CHARGE OF 1 1/2 % PER MONTH (18% PER YEAR) WILL BE CHARGED ON PAST DUE ACCOUNTS. ALL CLAIMS FOR RETURN OF GOODS MUST BE MADE WITHIN 24 HOURS AFTER RECEIPT OF MERCHANDISE.

5003-03 0032

QTR. 3 PR. 9/18/17

VALLEY PRODUCE, INC.

P.O. BOX 11664, FRESNO, CALIFORNIA 93774
e-mail: valleypro@comcast.net

Sold to

Fresno Chapter 200

Date

8/8/17

PHONE (559) 237-3328

FAX (559) 237-5611

No. C

244684

✓	QUAN.	ITEM	PRICE	AMOUNT	✓	QUAN.	ITEM	PRICE	AMOUNT	✓	QUAN.	ITEM	PRICE	AMOUNT
		Broccoli Florets												
		BROCCOLI Crown /18ct					EGGS 15/doz	200	1200			CARROTS 300# 50# 25#		13800
✓	(4)	CAULIFLOWER		600								Grabits 100/200 ct		
		CELERY					KALE					48/1# Carrot		
		CABBAGE white					LEEEKS	200	1000			Baby Carrot		
		CABBAGE red					CORN (12)	50	600			Pinto Beans #100		
		CILANTRO					HERBS					1# Black Cheese		350
		SPRING MIX 3#					Basil					J. Yel. Onions		
✓	3	chard	185	555			Chives					Red Onions		
		LETTUCE					Mint					1-25# Beets		175
✓	40	Green Leaf	1650	6600			Rosemary					Potatoes		
✓	30	Red Leaf	1550	4650			Thyme					10/5 Russet		
✓	20	Romaine	1650	3300			Quarts Flav Yogurt		150			5/10 Russet		
		SPINACH 2 1/2 #					Apples					Ctn. Russet		
✓	2	EGGPLANT					Apples 113 Frie	240	16800			Red Potatoes sz		
✓	2	COLLARD GREEN	235	470			Apples Sliced 100/200					Curly Endive	32	3200
		PARSLEY Flat / Curly					2# Grape Fruit	200				YAMS (Med) Jumbo	31	9300
✓	10	Turnip Greens	235				Oranges					Jicama In Shell		
		GREEN ONIONS					Lemons	280				15# mixed Nut Corn		
		RADDISH					Limes					CUCUMBERS		1280
✓	10	GREEN BEANS	150	1500			Banana's	220	16600			Spaghetti Squash		200
		ASPARAGUS					Raspberries					SQUASH Butternut		200
✓	10	Dandelion Greens	2800				Blueberries	1050				Med. I.T. Squash		3000
✓	10	BELL PEPPER Green	2100				Blackberries					Yellow Squash		
✓	1	BELL PEPPER Red					GRAPES Red					1-5# 60# 80# 100#		950
✓	1	Chili Jalapeno	404	2400			GRAPES Lunch Bunch					Avocado (Ripe)		600
		Chili Tomatillo					2# Kiwi	200				Avocado (Firm)		
✓	5	Chili Long Grn/Pasilla					Mango's 1 case	1350				Garlic (5# Peeled)		
		Almonds 100 shell	700	3500			Nectarines					Garlic (Whole)		
		Alfalfa Sprouts 1# 4oz					Papaya	900				1-1# Peanut Butter		750
		Bean Sprouts					Peach (or Stone Fruit)	500				TOMATOES		2800
		Cole Slaw (white cabbage)					Pear					ROMA TOMATOES		
		Cabbage Shred Red					(3) Pineapple	900				GRAPE TOMATOES		
		Carrot Shred / Coin					Plum					CHERRY TOMATOES		
		Carrot Sticks 2/4					(4) Strawberry	800				Dry Milk		145
		Celery Sticks 2/4					MELON					MUSHROOMS (sliced)		
		Yel. Onions Sliced/Diced					Cantaloupe	1190				Button Mushroom		
		Red Onions Sliced/Diced					Honeydew	825				Medium Mushroom		
		Tossed Salad / SC					Watermelon #	1860				Portabella Mushroom		
		Shred Lettuce										12/8 oz. Mushroom		
		Cabbage/Romaine Blend												

ORDER FILLED BY

DELIV. BY

RECEIVED IN GOOD ORDER BY

C.O.D.

TOTAL

1455

TERMS: NET CASH - A FINANCE CHARGE OF 1 1/2 % PER MONTH (18% PER YEAR) WILL BE CHARGED ON PAST DUE ACCOUNTS.

ALL CLAIMS FOR RETURN OF GOODS MUST BE MADE WITHIN 24 HOURS AFTER RECEIPT OF MERCHANDISE.

THANK YOU

5003030032

QTR. 3 P. 9/16

VALLEY PRODUCE, INC.

P.O. BOX 11664, FRESNO, CALIFORNIA 93774

e-mail: valleypro@comcast.net

Sold to

PHONE (559) 237-3328

FAX (559) 237-5611

Date

No. C 245112

✓	QUAN.	ITEM	PRICE	AMOUNT	✓	QUAN.	ITEM	PRICE	AMOUNT	✓	QUAN.	ITEM	PRICE	AMOUNT
		BROCCOLI Florets					EGGS 15/doz					CARROTS 50# / 25#		
		BROCCOLI Crown /18ct										Grabits 100/200 ct		
		CAULIFLOWER										48/1# Carrot		
		CELERY					KALE	11.00	164.00			Baby Carrot		
		CABBAGE white					LEEEKS					Pinto Beans #100		
		CABBAGE red					CORN							
		CILANTRO					HERBS							
		SPRING MIX 3#					Basil					J. Yel. Onions		
							Chives					Red Onions		
		LETTUCE					Mint							
		Green Leaf					Rosemary					Potatoes		
		Red Leaf					Thyme					10/5 Russet		
		Romaine										5/10 Russet		
		SPINACH 2 1/2 #					Apples					Ctn. Russet		
		EGGPLANT					Apples					Red Potatoes ____ sz		
							Apples Sliced 100/200							
		PARSLEY Flat / Curly										YAMS Med / Jumbo		
							Oranges					Jicama		
		GREEN ONIONS					Lemons							
		RADDISH					Limes					CUCUMBERS		
		GREEN BEANS					Banana's							
		ASPARAGUS					Raspberries					SQUASH		
							Blueberries					Med. I.T. Squash		
		BELL PEPPER Green					Blackberries					Yellow Squash		
		BELL PEPPER Red					GRAPES Red							
		Chili Jalapeno					GRAPES Lunch Bunch					Avocado (Ripe)		
		Chili Tomatillo										Avocado (Firm)		
		Chili Long Grn/Pasilla					Mango's					Garlic (5#Peeled)		
							Nectarines					Garlic -(Whole)		
		Alfalfa Sprouts 1#/4oz					Papaya					fron leggie	3450	
		Bean Sprouts					Peach					TOMATOES		
		Cole Slaw(white cabbage)					Pear					ROMA TOMATOES		
		Cabbage Shred Red					Pineapple					GRAPE TOMATOES		
		Carrot (Shred) 1/2 lb	120	1200			Plum					CHERRY TOMATOES		
		Carrot Sticks 2/4					Strawberry							
		Celery Sticks 2/4												
		Yel. Onions Sliced/Diced					MELON					MUSHROOMS (sliced)		
		Red Onions Sliced/Diced					Cantaloupe					Button Mushroom		
		Tossed Salad / SC					Honeydew					Medium Mushroom	1450	3900
		Shred Lettuce					Watermelon #					Portabella Mushroom		
		Cabbage/Romaine/Blend										12/8 oz. Mushroom		

ORDER FILLED BY

DELIV. BY

REC'D IN GOOD ORDER BY

C.O.D.

TOTAL

THANK YOU

TERMS: NET CASH - A FINANCE CHARGE OF 1 1/2 % PER MONTH (18% PER YEAR) WILL BE CHARGED ON PAST DUE ACCOUNTS.
ALL CLAIMS FOR RETURN OF GOODS MUST BE MADE WITHIN 24 HOURS AFTER RECEIPT OF MERCHANDISE.

5603-03 0032

QTR. 3 PD 916

2017-10 page 60 of 91

VALLEY PRODUCE, INC.

P.O. BOX 11664, FRESNO, CALIFORNIA 93774

e-mail: valleypro@comcast.net

Sold to

PHONE (559) 237-3326

FAX (559) 237-5611

Date

No. C 233494

✓	QUAN.	ITEM	PRICE	AMOUNT	✓	QUAN.	ITEM	PRICE	AMOUNT	✓	QUAN.	ITEM	PRICE	AMOUNT
		Broccoli Florets												
		BROCCOLI Crown /18ct					EGGS 15/doz					CARROTS 50# 25#		
X/4		CAULIFLOWER	600		X/6		Endive Cnt	3925		X/2		Grabits 100/200 ct	23	46
		CELERY			X/30		KALE	1700	5100			48/1# Carrot		
		CABBAGE white			X/5		LEEEKS	1000				Baby Carrot		
		CABBAGE red			X/10		CORN	2025				Pinto Beans #100		
		CILANTRO					HERBS			X/30		Chard	175	532
		SPRING MIX 3#					Basil					J. Yel. Onions		
X/24		Apple Juice	1450				Chives					Red Onions		
		LETTUCE					Mint			X/1		Cat's Paws	1875	
X/40		Green Leaf	1500	6000			Rosemary					Potatoes		
X/30		Red Leaf	1600	4800			Thyme					10/5 Russet		
X/170		Romaine	1650	11550	X/3		Hal. whole Milk	1400				5/10 Russet		
		SPINACH 2 1/2 #			X/8		Apples	2750	22000			Ctn. Russet		
		EGGPLANT					Apples					Red Potatoes sz		
X/1		Jalapeno	225				Apples Sliced 100/200			X/6		Froz Veggie	2850	
		PARSLEY Flat / Curly			X/2		Quarts Flav. Yogurt	700				YAMS Med / Jumbo		91
X/100		Scandelin	315				Oranges					Jicama		of 91
		GREEN ONIONS					Lemons			X/2		CUCUMBERS		of 91
		RADDISH					Limes			X/15		SHRIMP		of 91
X/10		GREEN BEANS w/H	2250		X/7		Banana's	15400		X/2		COLLARD GREENS	225	55
		ASPARAGUS					Raspberries					SQUASH		
X/24		Black chene	640		X/6		Blueberries	1200		X/2		Med. I.T. Squash	1700	3400
X/100		BELL PEPPER Green	2400				Blackberries					Yellow Squash		
		BELL PEPPER Red					GRAPES Red			X/5		Sweet Potato	9750	
X/14		Chili Jalapeno	70				GRAPES Lunch Bunch			X/3		Avocado (Ripe)	450	
		Chili Tomatillo										Avocado (Firm)		
		Chili Long Grn/Pasilla					Mango's					Garlic (5#Peeled)		
X/1		Hot Sugar Free Jello	225				Nectarines					Garlic -(Whole)		
		Alfalfa Sprouts 1#/4oz			X/6		Papaya	1200		X/2		Hot Raisins	650	
		Bean Sprouts			X/5		Peach	450		X/1		TOMATOES LL	2050	
		Cole Slaw(white cabbage)					Pear					ROMA TOMATOES		
		Cabbage Shred Red			X/4		Pineapple	1200				GRAPE TOMATOES		
X/5		Carrot (Shred) 1-Goin	650				Plum					CHERRY TOMATOES		
		Carrot Sticks 2/4			X/4		Strawberry	900		X/100		Jalapeno	2005	
		Celery Sticks 2/4								X/1		Hot Vinegar	7100	
		Yel. Onions Sliced/Diced					MELON					MUSHROOMS (sliced)		
		Red Onions Sliced/Diced			X/10		Cantaloupe 2 Cans	4200				Button Mushroom		
		Tossed Salad / SC			X/10		Honeydew	1600		X/20		Medium Mushroom	400	
		Shred Lettuce			X/4		Watermelon #	2400				Portabella Mushroom		
		Cabbage/Romaine Blend										12/8 oz. Mushroom		

ORDER FILLED BY

DELIV. BY

RECEIVED ORDER BY

C.O.D.

TOTAL

THANK YOU

TERMS: NET CASH - A FINANCE CHARGE OF 1 1/2 % PER MONTH (18% PER YEAR) WILL BE CHARGE ON PAST DUE ACCOUNTS. ALL CLAIMS FOR RETURN OF GOODS MUST BE MADE WITHIN 24 HOURS AFTER RECEIPT OF MERCHANDISE.

5045-03 0032 \$4.00

1451.80 5003-03

QTR 3 Pd 8/10

VALLEY PRODUCE, INC.

P.O. BOX 11664, FRESNO, CALIFORNIA 93774

e-mail: valleypro@comcast.net

Sold to

PHONE (559) 237-3328

FAX (559) 237-5611

Date

No. C 233521

✓	QUAN.	ITEM	PRICE	AMOUNT	✓	QUAN.	ITEM	PRICE	AMOUNT	✓	QUAN.	ITEM	PRICE	AMOUNT
		Broccoli Florets												
X	100	BROCCOLI Crown 148ct	1850	1850	X	6	EGGS 45/doz	1200	7200	X	6	CARROTS 50# 25#	13800	82800
X	2	CAULIFLOWER	300	600	X	2	Collard Greens 23"	4600	9200			Grabits 100/200 ct		
		CELERY			X	3	KALE	1475	4425			48/1# Carrot		
		CABBAGE white			X	5	LEEEKS	200	1000			Baby Carrot		
		CABBAGE red					CORN					Pinto Beans #100		
		CILANTRO					HERBS			X	8	FROZ Veggies	3800	30400
		SPRING MIX 3#					Basil					J. Yel. Onions		
X	2	7002 Corn	950	1900			Chives					Red Onions		
		LETTUCE					Mint			X	2	Butternut Squash	400	800
X	3	Green Leaf	1500	4500			Rosemary					Potatoes		
X	2	Red Leaf	1500	3000			Thyme					10/5 Russet		
X	17	Romaine	1500	25500	X	2	Quarts HAV Yogurt	750	1500			5/10 Russet		
		SPINACH 2 1/2 #					Apples					Ctn. Russet		
X	3	EGGPLANT	1775	5325	X	17	Apples Red (80/158/125)	17150	291550	X	2	ACORN Squash	400	800
X	1	Chard	1775	1775	X	1	Apples Sliced 100/200	2375	2375	X	1	YAMS Med/Jumbo	2350	2350
X	1	PARSLEY Flat / Curly	3875	3875	X	1	Cactus PADS	2375	2375			Jicama Jumbo	5	25
X	1	Parsnips 20#	3875	3875			Oranges			X	45	Sweet Potato	2050	92250
		GREEN ONIONS					Lemons			X	15	CUCUMBERS	1000	15000
X	10	RADDISH	2800	28000	X	1	Limes	15400	15400			SQUASH Spaghetti	200	200
X	10	GREEN BEANS	2800	28000	X	1	Banana's	15400	15400	X	1	Med. I.T. Squash	1600	1600
X	1	ASPARAGUS	1975	1975	X	1	Raspberries	2800	2800	X	1	Yellow Squash	1975	1975
X	1	BELL PEPPER Green	2975	2975	X	1	Blueberries	1500	1500	X	3	Avocado (Ripe)	450	1350
		BELL PEPPER Red			X	1	Blackberries	450	450			Avocado (Firm)		
		Chili Jalapeno			X	1	GRAPES Red 18#	2800	2800			Garlic (5#Peeled)		
		Chili Tomatillo			X	2	GRAPES Lunch Bunch	1500	3000			Garlic -(Whole)		
X	2	Chili Long Grn/Pasilla	350	700	X	2	can's Pam Cooking Spray	575	1150			Wandellion CRN	2125	4250
X	2	Block cheese	350	700	X	2	Mango's	1500	3000	X	1	TOMATOES LL	2050	2050
		Alfalfa Sprouts 1#/4oz			X	1	Nectarines	450	450	X	1	ROMA TOMATOES		
		Bean Sprouts			X	1	Papaya 1 CASE	2150	2150	X	1	GRAPE TOMATOES		
		Cole Slaw(white cabbage)					Peach					CHERRY TOMATOES		
X	5	Cabbage Shred Red	650	3250	X	2	Pear	300	600			Curly Endive	3125	9375
X	5	Carrot (Shred) 1/2 ctn	650	3250	X	2	Pineapple	300	600	X	1	Beets 25#	1600	1600
		Carrot Sticks 2/4			X	2	Plum			X	1	MUSHROOMS (sliced)		
		Celery Sticks 2/4			X	2	Strawberry	800	1600			Button Mushroom		
		Yel. Onions Sliced/Diced			X	2	Kiwi	840	1680			Medium Mushroom	1450	1450
		Red Onions Sliced/Diced			X	2	MELON					Portabella Mushroom		
		Tossed Salad / SC			X	2	Cantaloupe	2100	4200			12/8 oz. Mushroom		
		Shred Lettuce			X	2	Honeydew	300	600					
		Cabbage/Romaine Blend			X	2	Watermelon #	3000	6000					

ORDER FILLED BY

DELIV. BY

REC'D IN GOOD ORDER BY

TOTAL

THANK YOU

TERMS: NET CASH - A FINANCE CHARGE OF 1 1/2 % PER MONTH (18% PER YEAR) WILL BE CHARGED ON PAST DUE ACCOUNTS.

ALL CLAIMS FOR RETURN OF GOODS MUST BE MADE WITHIN 24 HOURS AFTER RECEIPT OF MERCHANDISE.

5045-03 0032 \$ 5.75

5003-03 0032

(1634.15)

QTR 3 P# 8110

VALLEY PRODUCE, INC.

P.O. BOX 11664, FRESNO, CALIFORNIA 93774
e-mail: valleypro@comcast.net

Sold to

PHONE (559) 237-8328

FAX (559) 237-5611

Date

No. C 244655

✓	QUAN.	ITEM	PRICE	AMOUNT	✓	QUAN.	ITEM	PRICE	AMOUNT	✓	QUAN.	ITEM	PRICE	AMOUNT
		Broccoli Florets												
		BROCCOLI Crown /18ct			X (6)		EGGS 15 doz		1200	X (3)		CARROTS (50#) 25#	2200	6600
X (4)		CAULIFLOWER	500	2000	X (2)		QT FLAV. Yogurt		750			Grabits 100/200 ct		
		CELERY			X (2)		KALE	1375	2750			48/1# Carrot		
		CABBAGE white			X (5)		LEEEKS		1000			Baby Carrot		
		CABBAGE red					CORN					Pinto Beans #100		
		CILANTRO					HERBS							
		SPRING MIX 3#					Basil					J. Yel. Onions		
X (3)		Swiss Chard	5625				Chives					Red Onions		
		LETTUCE					Mint							
X (200)		Green Leaf	3400				Rosemary					Potatoes		
X (200)		Red Leaf	3600				Thyme					10/5 Russet		
X (1200)		Romaine	21600		X (1)		Parsnips	3950				5/10 Russet		
		SPINACH 2 1/2 #			X (4)		Apples n/ Red	2800	11200			Ctn. Russet		
		EGGPLANT			X (2)		Apples Fuji	4800				Red Potatoes sz		
X (2)		Collard Greens	4600				Apples Sliced 100/200			X (200)		Catus Pods	4100	
		PARSLEY Flat / Curly			X (5)		# Kiwi	600		X (3)		YAMS (Med) Jumbo	3750	
X (10)		Turnip Greens	2200		X (1)		Oranges 72ct	2900				Jicama		
		GREEN ONIONS					Lemons			X (1)		Beets	2155	
		RADDISH					Limes			X (15)		CUCUMBERS	1300	
X (10)		GREEN BEANS Loose	1700		X (2)		Banana's	4400		X (3)		Butternut Squash	620	
		ASPARAGUS					Raspberries			X (3)		SQUASH ACORN	620	
X (1000)		Bordeloin Beans	2975		X (6)		Blueberries	1200		X (100)		Med. I.T. Squash	1600	
X (1)		BELL PEPPER Green	2550				Blackberries					Yellow Squash		
		BELL PEPPER Red			X (2)		GRAPES Red	2800	5600					
X (1)		Chili Jalapeno	90				GRAPES Lunch Bunch			X (3)		Avocado (Ripe)	450	
		Chili Tomatillo			X (2)		# Grapefruit	180				Avocado (Firm)		
		Chili Long Grn/Pasilla			X (100)		Mango's	1000				Garlic (5# Peeled)		
X (1)		Curly Endive	3175				Nectarines					Garlic -(Whole)		
		Alfalfa Sprouts 1#/4oz			X (3)		Papaya	750		X (5)		Peanuts No salt in shell	300	1500
		Bean Sprouts			X (4)		Peach	480		X (100)		TOMATOES	2550	
		Cole Slaw (white cabbage)			X (1)		Pear 60ct	3750				ROMA TOMATOES		
		Cabbage Shred Red			X (3)		Pineapple	900				GRAPE TOMATOES		
		Carrot Shred / Coin					Plum					CHERRY TOMATOES		
		Carrot Sticks 2/4			X (4)		Strawberry	800		X (8)		Froz Veggie (2.8oz)	3800	
		Celery Sticks 2/4												
		Yel. Onions Sliced/Diced					MELON					MUSHROOMS (sliced)		
		Red Onions Sliced/Diced					Cantaloupe					Button Mushroom		
		Tossed Salad / SC					Honeydew			X (10)		Medium Mushroom	195	
		Shred Lettuce					Watermelon #					Portabella Mushroom		
		Cabbage/Romaine Blend										12/8 oz. Mushroom		

ORDER FILLED BY

DELIV. BY

REC'D IN GOOD ORDER BY

CO.D

TOTAL

THANK YOU

TERMS: NET CASH - A FINANCE CHARGE OF 1 1/2 % PER MONTH (18% PER YEAR) WILL BE CHARGED ON PAST DUE ACCOUNTS.
ALL CLAIMS FOR RETURN OF GOODS MUST BE MADE WITHIN 24 HOURS AFTER RECEIPT OF MERCHANDISE.

5003-03 0032

QTR Pd 8/10

VALLEY PRODUCE, INC.

P.O. BOX 11664, FRESNO, CALIFORNIA 93774

e-mail: valleypro@comcast.net

Sold to

PHONE (559) 237-3328

FAX (559) 237-5611

Date

No. C 244564

✓	QUAN.	ITEM	PRICE	AMOUNT	✓	QUAN.	ITEM	PRICE	AMOUNT	✓	QUAN.	ITEM	PRICE	AMOUNT
		Broccoli Florets					EGGS 15/doz					CARROTS 50# / 25#		
		BROCCOLI Crown /18ct										Grabits 100/200 ct		
		CAULIFLOWER					KALE					48/1# Carrot		
		CELERY					LEEKS					Baby Carrot		
		CABBAGE white					CORN					Pinto Beans #100		
		CABBAGE red					HERBS							
		CILANTRO					Basil					J. Yel. Onions		
		SPRING MIX 3#					Chives					Red Onions		
		LETTUCE					Mint							
		Green Leaf					Rosemary					Potatoes		
		Red Leaf					Thyme					10/5 Russet		
		Romaine										5/10 Russet		
		SPINACH 2 1/2 #					Apples					Ctn. Russet		
		EGGPLANT					Apples					Red Potatoes ____ sz		
		PARSLEY Flat / Curly					Apples Sliced 100/200							
												YAMS Med / Jumbo		
							Oranges					Jicama		
		GREEN ONIONS					Lemons							
		RADDISH					Limes					CUCUMBERS		
		GREEN BEANS					Banana's							
		ASPARAGUS					Raspberries					SQUASH		
							Blueberries					Med. I.T. Squash		
		BELL PEPPER Green					Blackberries					Yellow Squash		
		BELL PEPPER Red					GRAPES Red							
		Chili Jalapeno					GRAPES Lunch Burich					Avocado (Ripe)		
		Chili Tomatillo										Avocado (Firm)		
		Chili Long Grn/Pasilla					Mango's					Garlic (5#Peeled)		
							Nectarines					Garlic -(Whole)		
		Alfalfa Sprouts 1#/4oz					Papaya							
		Bean Sprouts					Peach					TOMATOES		
		Cole Slaw(white cabbage)					Pear					ROMA TOMATOES		
		Cabbage Shred Red					Pineapple					GRAPE TOMATOES		
		Carrot Shred / Coin					Plum					CHERRY TOMATOES		
		Carrot Sticks 2/4					Strawberry							
		Celery Sticks 2/4												
		Yel. Onions Sliced/Diced					MELON					MUSHROOMS (sliced)		
		Red Onions Sliced/Diced					Cantaloupe					Button Mushroom		
		Tossed Salad / SC					Honeydew					Medium Mushroom		
		Shred Lettuce					Watermelon #					Portabella Mushroom		
		Cabbage/Romaine Blend										12/8 oz. Mushroom		

ORDER FILLED BY

DELIV. BY

REC'D IN GOOD ORDER BY

C.O.D.

TOTAL

THANK YOU

TERMS: NET CASH - A FINANCE CHARGE OF 1 1/2 % PER MONTH (18% PER YEAR) WILL BE CHARGED ON PAST DUE ACCOUNTS.

ALL CLAIMS FOR RETURN OF GOODS MUST BE MADE WITHIN 24 HOURS AFTER RECEIPT OF MERCHANDISE.

5003-030032

QTR 3 8/17

7.00

2017-10 page 64 of 91

5003-030032

Brooks

21.75

VALLEY PRODUCE, INC.

P.O. BOX 11664, FRESNO, CALIFORNIA 93774

e-mail: valleypro@comcast.net

Sold to

PHONE (559) 237-3328

FAX (559) 237-5611

Date

No. C 233597

✓	QUAN.	ITEM	PRICE	AMOUNT	✓	QUAN.	ITEM	PRICE	AMOUNT	✓	QUAN.	ITEM	PRICE	AMOUNT
		Broccoli Florets												
		BROCCOLI Crown /18ct					EGGS 15/doz					CARROTS 50# / 25#		
		CAULIFLOWER										Grabits 100/200 ct		
		CELERY					KALE					48/1# Carrot		
		CABBAGE white					LEEEKS					Baby Carrot		
		CABBAGE red					CORN					Pinto Beans #100		
		CILANTRO					HERBS							
		SPRING MIX 3#					Basil					J. Yel. Onions		
							Chives					Red Onions		
		LETTUCE					Mint							
		Green Leaf					Rosemary					Potatoes		
		Red Leaf					Thyme					10/5 Russet		
		Romaine										5/10 Russet		
		SPINACH 2 1/2 #					Apples					Ctn. Russet		
		EGGPLANT					Apples					Red Potatoes ____ sz		
							Apples Sliced 100/200							
		PARSLEY Flat / Curly										YAMS Med / Jumbo		
							Oranges					Jicama		
		GREEN ONIONS					Lemons							
		RADDISH					Limes					CUCUMBERS		
		GREEN BEANS					Banana's							
		ASPARAGUS					Raspberries					SQUASH		
							Blueberries					Med. I.T. Squash		
		BELL PEPPER Green					Blackberries					Yellow Squash		
		BELL PEPPER Red					GRAPES Red							
		Chili Jalapeno					GRAPES Lunch Bunch					Avocado (Ripe)		
		Chili Tomatillo										Avocado (Firm)		
		Chili Long Grn/Pasilla					Mango's					Garlic (5#Peeled)		
							Nectarines					Garlic -(Whole)		
		Alfalfa Sprouts 1#/4oz					Papaya							
		Bean Sprouts					Peach					TOMATOES		
		Cole Slaw(white cabbage)					Pear					ROMA TOMATOES		
		Cabbage Shred Red					Pineapple					GRAPE TOMATOES		
		Carrot Shred / Coin					Plum					CHERRY TOMATOES		
		Carrot Sticks 2/4					Strawberry							
		Celery Sticks 2/4										MUSHROOMS (sliced)		
		Yel. Onions Sliced/Diced					MELON					Button Mushroom		
		Red Onions Sliced/Diced					Cantaloupe					Medium Mushroom		
		Tossed Salad / SC					Honeydew					Portabella Mushroom		
		Shred Lettuce					Watermelon #					12/8 oz. Mushroom		
		Cabbage/Romaine Blend												

ORDER FILLED BY

DELIV. BY

REC'D IN GOOD ORDER BY

C.O.D.

TOTAL

144.00

TERMS: NET CASH - A FINANCE CHARGE OF 1 1/2 % PER MONTH (18% PER YEAR) WILL BE CHARGED ON PAST DUE ACCOUNTS.

THANK YOU

ALL CLAIMS FOR RETURN OF GOODS MUST BE MADE WITHIN 24 HOURS AFTER RECEIPT OF MERCHANDISE.

5003-03 0032

QTR 3 pd 8/3

2017-10 page 65 of 91

PRODUCE, INC.

Sold to

Fresno 200

Date

7-14-17

FRESNO, CALIFORNIA 93774

PHONE (559) 237-3328

No. C 244290

st.net

FAX (559) 237-5611

	PRICE	AMOUNT	✓	QUAN.	ITEM	PRICE	AMOUNT	✓	QUAN.	ITEM	PRICE	AMOUNT
EGGS 15/doz										CARROTS 50# / 25#		
CAULIFLOWER										Grabits 100/200 ct		
CELERY					KALE					48/1# Carrot		
CABBAGE white					LEEEKS					Baby Carrot		
CABBAGE red					CORN					Pinto Beans #100		
CILANTRO					HERBS							
SPRING MIX 3#					Basil					J. Yel. Onions		
					Chives					Red Onions		
LETTUCE					Mint							
Green Leaf					Rosemary					Potatoes		
Red Leaf					Thyme					10/5 Russet		
Romaine										5/10 Russet		
SPINACH 2 1/2 #					Apples					Ctn. Russet		
EGGPLANT					Apples					Red Potatoes ____ sz		
					Apples Sliced 100/200							
PARSLEY Flat / Curly										YAMS Med / Jumbo		
					Oranges					Jicama		
GREEN ONIONS					Lemons							
RADDISH					Limes					CUCUMBERS		
GREEN BEANS					Banana's							
ASPARAGUS					Raspberries					SQUASH		
					Blueberries					Med. I.T. Squash		
BELL PEPPER Green					Blackberries					Yellow Squash		
BELL PEPPER Red					GRAPES Red							
Chili Jalapeno					GRAPES Lunch Bunch					Avocado (Ripe)		
Chili Tomatillo										Avocado (Firm)		
Chili Long Grn/Pasilla					Mango's					Garlic (5#Peeled)		
					Nectarines					Garlic -(Whole)		
Alfalfa Sprouts 1#/4oz					Papaya							
Bean Sprouts					Peach					TOMATOES		
Cole Slaw(white cabbage)					Pear					ROMA TOMATOES		
Cabbage Shred Red					Pineapple					GRAPE TOMATOES		
Carrot Shred / Coin					Plum					CHERRY TOMATOES		
Carrot Sticks 2/4					Strawberry							
Celery Sticks 2/4												
Yel. Onions Sliced/Diced					MELON					MUSHROOMS (sliced)		
Red Onions Sliced/Diced					Cantaloupe					Button Mushroom		
Tossed Salad / SC					Honeydew					Medium Mushroom		
Shred Lettuce					Watermelon #					Portabella Mushroom		
Cabbage/Romaine Blend										12/8 oz. Mushroom		

ORDER FILLED BY

DELIV. BY

REC'D IN GOOD ORDER BY

CO.

TOTAL

THANK YOU

TERMS: NET CASH - A FINANCE CHARGE OF 1 1/2 % PER MONTH (18% PER YEAR) WILL BE CHARGED ON PAST DUE ACCOUNTS. ALL CLAIMS FOR RETURN OF GOODS MUST BE MADE WITHIN 24 HOURS AFTER RECEIPT OF MERCHANDISE.

2017-10 page 66 of 91

5003-03 0032 Q12.3 rd 8/3

VALLEY PRODUCE, INC.

P.O. BOX 11664, FRESNO, CALIFORNIA 93774

e-mail: valleypro@comcast.net

Sold to

PHONE (559) 237-3328

FAX (559) 237-5611

Date

No. C 233143

✓	QUAN.	ITEM	PRICE	AMOUNT	✓	QUAN.	ITEM	PRICE	AMOUNT	✓	QUAN.	ITEM	PRICE	AMOUNT
		Broccoli Florets												
		BROCCOLI Crown /18ct					EGGS 15/doz					CARROTS 50# / 25#		
		CAULIFLOWER										Grabits 100/200 ct		
		CELERY					KALE					48/1# Carrot		
		CABBAGE white					LEEKs					Baby Carrot		
		CABBAGE red					CORN					Pinto Beans #100		
		CILANTRO					HERBS							
		SPRING MIX 3#					Basil					J. Yel. Onions		
							Chives					Red Onions		
		LETTUCE					Mint							
		Green Leaf					Rosemary					Potatoes		
		Red Leaf					Thyme					10/5 Russet		
X 80		Romaine	12800									5/10 Russet		
		SPINACH 2 1/2 #					Apples		21.00			Ctn. Russet		
		EGGPLANT					Apples					Red Potatoes ____ sz		
							Apples Sliced 100/200							
		PARSLEY Flat / Curly										YAMS Med / Jumbo		
							Oranges					Jicama		
		GREEN ONIONS					Lemons							
		RADDISH					Limes					CUCUMBERS		
		GREEN BEANS					Banana's							
		ASPARAGUS					Raspberries					SQUASH		
							Blueberries					Med. I.T. Squash		
		BELL PEPPER Green					Blackberries					Yellow Squash		
		BELL PEPPER Red					GRAPES Red							
		Chili Jalapeno					GRAPES Lunch Bunch					Avocado (Ripe)		
		Chili Tomatillo										Avocado (Firm)		
		Chili Long Grn/Pasilla					Mango's					Garlic (5#Peeled)		
							Nectarines					Garlic -(Whole)		
		Alfalfa Sprouts 1#/4oz					Papaya							
		Bean Sprouts					Peach					TOMATOES		
		Cole Slaw(white cabbage)					Pear					ROMA TOMATOES		
		Cabbage Shred Red					Pineapple					GRAPE TOMATOES		
		Carrot Shred / Coin					Plum					CHERRY TOMATOES		
		Carrot Sticks 2/4					Strawberry							
		Celery Sticks 2/4												
		Yel. Onions Sliced/Diced					MELON					MUSHROOMS (sliced)		
		Red Onions Sliced/Diced					Cantaloupe					Button Mushroom		
		Tossed Salad / SC					Honeydew					Medium Mushroom		
		Shred Lettuce					Watermelon # ____					Portabella Mushroom		
		Cabbage/Romaine Blend										12/8 oz. Mushroom		

ORDER FILLED BY

DELIV. BY

REC'D IN COM. ORDER BY

C.O.D.

TOTAL ▶

THANK YOU

TERMS: NET CASH - A FINANCE CHARGE OF 1 1/2 % PER MONTH (18% PER YEAR) WILL BE CHARGED ON PAST DUE ACCOUNTS. ALL CLAIMS FOR RETURN OF GOODS MUST BE MADE WITHIN 24 HOURS AFTER RECEIPT OF MERCHANDISE.

5003-030032

QTR3 P8 7/20

2017-10 page 67 of 91

VALLEY PRODUCE, INC.

P.O. BOX 11664, FRESNO, CALIFORNIA 93774

e-mail: valleypro@comcast.net

Sold to

PHONE (559) 237-3328

FAX (559) 237-5611

Date

No. C 233787

✓	QUAN.	ITEM	PRICE	AMOUNT	✓	QUAN.	ITEM	PRICE	AMOUNT	✓	QUAN.	ITEM	PRICE	AMOUNT
		Broccoli Florets												
✓	1	BROCCOLI Crown (18ct)	18 ⁰⁰	18 ⁰⁰	✓	6	EGGS 15/doz	12 ⁰⁰	72 ⁰⁰	✓	10	CARROTS (50#) 25#		138 ⁰⁰
✓	4	CAULIFLOWER	7 ⁰⁰	28 ⁰⁰	✓	3	Chard	54 ⁰⁰	162 ⁰⁰			Grabits 100/200 ct		
		CELERY			✓	2	KALE	33 ⁰⁰	66 ⁰⁰			48/1# Carrot		
		CABBAGE white			✓	3	LEEKs	10 ⁰⁰	30 ⁰⁰			Baby Carrot		
		CABBAGE red					CORN					Pinto Beans #100		
		CILANTRO			✓	1	HERBS Beets	14 ⁷⁵	14 ⁷⁵					
		SPRING MIX 3#					Basil					J. Yel. Onions		
✓	2	Collard Greens	44 ⁰⁰	88 ⁰⁰			Chives			✓	1	Red Onions		
		LETTUCE					Mint					Potatoes	18 ⁰⁰	
✓	4	Green Leaf	64 ⁰⁰	256 ⁰⁰			Rosemary					10/5 Russet		
✓	3	Red Leaf	49 ⁵⁰	148 ⁵⁰			Thyme	21 ⁰⁰	63 ⁰⁰			5/10 Russet		
✓	12	Romaine	204 ⁰⁰	2448 ⁰⁰	✓	6	Hal milk	161 ⁰⁰	966 ⁰⁰			Ctn. Russet		
		SPINACH 2 1/2 #					Apples					Red Potatoes sz		
✓	1	EGGPLANT			✓	7	Apples 88 Red	157 ⁵⁰	1102 ⁵⁰	✓	1	Curly Endive	36 ⁷⁵	
✓	1	Jernip	21 ⁰⁰	21 ⁰⁰	✓	1	Apples Sliced 100/200	4 ⁰⁰	4 ⁰⁰	✓	2	YAMS Med/Jumbo	42 ⁰⁰	
✓	1	PARSLEY Flat / Curly			✓	1	YOGURT					Jicama		
✓	1	Jello	225 ⁰⁰	225 ⁰⁰	✓	4	Oranges	5 ⁰⁰	20 ⁰⁰	✓	18	Hot Veggies	38 ⁰⁰	
		GREEN ONIONS			✓	4	Lemons	150 ⁵⁰	602 ⁰⁰	✓	15	CUCUMBERS	4 ⁰⁰	
		RADDISH			✓	7	Limes	13 ⁵⁰	94 ⁵⁰	✓	3	Acorn Squash	4 ⁰⁰	
✓	8	GREEN BEANS	144 ⁰⁰	1152 ⁰⁰	✓	6	Banana's	24 ⁵⁰	147 ⁰⁰	✓	3	SQUASH Butternut	4 ⁰⁰	
		ASPARAGUS			✓	6	Raspberries	18 ⁰⁰	108 ⁰⁰	✓	7	Med. I.T. Squash	15 ⁰⁰	
✓	1	Jernip Greens	21 ⁰⁰	21 ⁰⁰	✓	1	Blueberries	72 ⁰⁰	72 ⁰⁰	✓	5	Yellow Squash	97 ⁵⁰	
✓	1	BELL PEPPER Green	21 ⁰⁰	21 ⁰⁰	✓	1	Blackberries	18 ⁰⁰	18 ⁰⁰	✓	3	Sweet Potatoes	42 ⁰⁰	
		BELL PEPPER Red			✓	1	GRAPES Red	24 ⁵⁰	24 ⁵⁰	✓	1	Avocado (Ripe)	4 ⁰⁰	
		Chili Jalapeno			✓	8	GRAPES Lunch Bunch	72 ⁰⁰	576 ⁰⁰	✓	1	Avocado (Firm)		
		Chili Tomatillo			✓	2	Mango's	18 ⁰⁰	36 ⁰⁰	✓	1	Garlic (5#Peeled)		
✓	1	Chili Long Grn/Pasilla			✓	4	Nectarines	8 ⁰⁰	32 ⁰⁰	✓	1	Garlic -(Whole)		
✓	1	Powdered milk	14 ⁰⁰	14 ⁰⁰	✓	1	Papaya	38 ⁵⁰	38 ⁵⁰	✓	1	Cardelina	31 ⁷⁵	
		Alfalfa Sprouts 1#/4oz			✓	1	Peach	9 ⁰⁰	9 ⁰⁰			TOMATOES		
		Bean Sprouts			✓	1	Pear	38 ⁵⁰	38 ⁵⁰			ROMA TOMATOES		
		Cole Slaw(white cabbage)			✓	1	Pineapple	9 ⁰⁰	9 ⁰⁰			GRAPE TOMATOES		
		Cabbage Shred Red			✓	1	Plum	10 ⁰⁰	10 ⁰⁰	✓	2	CHEESE Black	8 ⁰⁰	
		Carrot Shred / Coin			✓	1	Strawberry	10 ⁰⁰	10 ⁰⁰	✓	5	Walnuts (NO SHL)	22 ⁵⁰	
		Carrot Sticks 2/4			✓	1	MELON					MUSHROOMS (sliced)		
		Celery Sticks 2/4			✓	1	Cantaloupe	29 ²⁵	29 ²⁵			Button Mushroom		
		Yel. Onions Sliced/Diced			✓	1	Honeydew	10 ⁵⁰	10 ⁵⁰	✓	10	Medium Mushroom	20 ²⁵	
		Red Onions Sliced/Diced			✓	1	Watermelon #	30 ⁰⁰	30 ⁰⁰			Portabella Mushroom		
		Tossed Salad / SC			✓	1						12/8 oz. Mushroom		
		Shred Lettuce			✓	1								
		Cabbage/Romaine Blend			✓	1								

ORDER FILLED BY

DELIV. BY

REC'D IN GOOD ORDER BY

CO.D.

TOTAL

1629.80

TERMS: NET CASH - A FINANCE CHARGE OF 1 1/2 % PER MONTH (18% PER YEAR) WILL BE CHARGED ON PAST DUE ACCOUNTS. ALL CLAIMS FOR RETURN OF GOODS MUST BE MADE WITHIN 24 HOURS AFTER RECEIPT OF MERCHANDISE.

THANK YOU

5003-030032 QTR 3 P2 7120

VALLEY PRODUCE, INC.

P.O. BOX 11664, FRESNO, CALIFORNIA 93774

e-mail: valleypro@comcast.net

Sold to

PHONE (559) 237-3328

FAX (559) 237-5611

Date

No. C 233092

✓ QUAN.	ITEM	PRICE	AMOUNT	✓ QUAN.	ITEM	PRICE	AMOUNT	✓ QUAN.	ITEM	PRICE	AMOUNT
	Broccoli Florets			✓ 2	Qt Flavored yogurt	8.00		✓ 1#	Cheese	8.00	
	BROCCOLI Crown /18ct			✓ 6	EGGS 45/60z	12.00		✓ 6	CARROTS 50# / 25#	138.00	
✓ 4	CAULIFLOWER	8.00		✓ 8	Whole milk	28.00			Grabits 100/200 ct		
	CELERY			✓ 3	KALE	49.50			48/1# Carrot		
	CABBAGE white			✓ 5#	LEEEKS	10.00			Baby Carrot		
	CABBAGE red				CORN				Pinto Beans #100		
	CILANTRO				HERBS			✓ 1#	Boots	14.75	
	SPRING MIX 3#				Basil				J. Yel. Onions		
✓ 1#	(Actw. Pade)	18.00			Chives				Red Onions		
	LETTUCE				Mint			✓ 1#	Turnip	21.00	
✓ 2#	Green Leaf	32.00			Rosemary				Potatoes		
✓ 1#	Red Leaf	16.50			Thyme				10/5 Russet		
✓ 12#	Romaine	204.00		✓ 1#	Endive	310.75			5/10 Russet		
	SPINACH 2 1/2 #			✓ 8	Apples 88med	184.00			Ctn. Russet		
	EGGPLANT				Apples				Red Potatoes ____ sz		
3#	Swiss chard 54.00				Apples Sliced 100/200			✓ 5#	Sweet Potatoe	9.75	
	PARSLEY Flat / Curly			✓ 2	Super Free Jello	4.50			YAMS Med / Jumbo		
2#	Challard green 4.00				Oranges				Jicama		
	GREEN ONIONS				Lemons			5#	Almonds 30	39.00	
	RADDISH				Limes			✓ 15#	CUCUMBERS	9.00	
✓ 10#	GREEN BEANS	19.00		✓ 16#	Banana's	132.00		✓ 3	Acorn squash	4.00	
	ASPARAGUS				Raspberries				SQUASH		
✓ 1#	TURNIP green 21.00			✓ 6	Blueberries	13.50		✓ 20#	Med. I.T. Squash	32.00	
	BELL PEPPER Green				Blackberries				Yellow Squash		
	BELL PEPPER Red			✓ 2#	GRAPES Red	50.00		✓ 5#	Peanut no shell	110.25	
✓ 2#	Chili Jalapeno	1.60			GRAPES Lunch Bunch			✓ 3	Avocado (Ripe)	4.50	
	Chili Tomatillo			✓ 5#	Kiwi	4.50			Avocado (Firm)		
	Chili Long Grn/Pasilla			✓ 30#	Mango's	28.50			Garlic (5#Peeled)		
✓ 1#	Dandelion green 31.75				Nectarines				Garlic -(Whole)		
	Alfalfa Sprouts 1#/4oz			✓ 3	Papaya	6.00					
	Bean Sprouts			5#	Peach	7.20		✓ 1#	TOMATOES	23.00	
	Cole Slaw(white cabbage)				Pear				ROMA TOMATOES		
	Cabbage Shred Red			✓ 4	Pineapple	12.00			GRAPE TOMATOES		
✓ 4#	Carrot (Shred) / Coin	4.40			Plum				CHERRY TOMATOES		
	Carrot Sticks 2/4			✓ 4	Strawberry	10.00		✓ 12	Mixed veggie	57.00	
	Celery Sticks 2/4			✓ 1#	Dried Fig	33.00					
	Yel. Onions Sliced/Diced				MELON				MUSHROOMS (sliced)		
	Red Onions Sliced/Diced			✓ 12	Cantaloupe	25.75			Button Mushroom		
	Tossed Salad / SC			✓ 2	Honeydew	6.50		✓ 2#	Medium Mushroom	39.50	
	Shred Lettuce			✓ 5	Watermelon #	27.50			Portabella Mushroom		
	Cabbage/Romaine Blend			✓ 4#	Grapefruit	3.60		✓ 12/8oz	Mushroom		

ORDER FILLED BY

DELIV. BY

REC'D IN GOOD ORDER BY

C.O.D.

TOTAL ▶

THANK YOU

TERMS: NET CASH - A FINANCE CHARGE OF 1 1/2 % PER MONTH (18% PER YEAR) WILL BE CHARGED ON PAST DUE ACCOUNTS.

ALL CLAIMS FOR RETURN OF GOODS MUST BE MADE WITHIN 24 HOURS AFTER RECEIPT OF MERCHANDISE.

500303 0032

Q-T-3 P-7120

2017-10 page 69 of 91

VALLEY PRODUCE, INC.

P.O. BOX 11664, FRESNO, CALIFORNIA 93774
e-mail: valleypro@comcast.net

Sold to Jessie Chaffer-Zoo Date 6/20/17
PHONE (559) 237-3328
FAX (559) 237-5611
No. C 233799

✓	QUAN.	ITEM	PRICE	AMOUNT	✓	QUAN.	ITEM	PRICE	AMOUNT	✓	QUAN.	ITEM	PRICE	AMOUNT
		Broccoli Florets												
		BROCCOLI Crown /18ct					EGGS 15/doz				5	CARROTS 50# / 25#	23.00	115.00
		CAULIFLOWER										Grabits 100/200 ct		
		CELERY					KALE					48/1# Carrot		
		CABBAGE white					LEEEKS					Baby Carrot		
		CABBAGE red					CORN					Pinto Beans #100		
		CILANTRO					HERBS							
		SPRING MIX 3#					Basil					J. Yel. Onions		
							Chives					Red Onions		
		LETTUCE					Mint							
		Green Leaf					Rosemary					Potatoes		
		Red Leaf					Thyme					10/5 Russet		
		Romaine										5/10 Russet		
		SPINACH 2 1/2 #					Apples					Ctn. Russet		
		EGGPLANT					Apples					Red Potatoes ____ sz		
							Apples Sliced 100/200							
		PARSLEY Flat / Curly										YAMS Med / Jumbo		
							Oranges					Jicama		
		GREEN ONIONS					Lemons							
		RADDISH					Limes					CUCUMBERS		
		GREEN BEANS					Banana's							
		ASPARAGUS					Raspberries					SQUASH		
							Blueberries					Med. I.T. Squash		
		BELL PEPPER Green					Blackberries					Yellow Squash		
		BELL PEPPER Red					GRAPES Red					SLT. MZ		
		Chili Jalapeno					GRAPES Lunch Bunch					Avocado (Ripe)		
		Chili Tomatillo										Avocado (Firm)		
		Chili Long Grn/Pasilla					Mango's					Garlic (5#Peeled)		
							Nectarines					Garlic -(Whole)		
		Alfalfa Sprouts 1#/4oz					Papaya							
		Bean Sprouts					Peach					TOMATOES		
		Cole Slaw(white cabbage)					Pear					ROMA TOMATOES		
		Cabbage Shred Red					Pineapple					GRAPE TOMATOES		
		Carrot Shred / Coin					Plum					CHERRY TOMATOES		
		Carrot Sticks 2/4					Strawberry							
		Celery Sticks 2/4												
		Yel. Onions Sliced/Diced					MELON					MUSHROOMS (sliced)		
		Red Onions Sliced/Diced					Cantaloupe					Button Mushroom		
		Tossed Salad / SC					Honeydew					Medium Mushroom		
		Shred Lettuce					Watermelon # ____					Portabella Mushroom		
		Cabbage/Romaine Blend										12/8 oz. Mushroom		

ORDER FILLED BY

DELIV. BY

REC'D IN GOOD ORDER BY

G.O.D.

TOTAL

TERMS: NET CASH - A FINANCE CHARGE OF 1 1/2 % PER MONTH (18% PER YEAR) WILL BE CHARGED ON PAST DUE ACCOUNTS.
ALL CLAIMS FOR RETURN OF GOODS MUST BE MADE WITHIN 24 HOURS AFTER RECEIPT OF MERCHANDISE.

THANK YOU

2017-10 page 70 of 91

5003-03 0032 QTR 3 P. 1113

VALLEY PRODUCE, INC.

P.O. BOX 11664, FRESNO, CALIFORNIA 93774

e-mail: valleypro@comcast.net

Sold to

PHONE (559) 237-3328

FAX (559) 237-5611

Date

No. C 233756

✓ QUAN.	ITEM	PRICE	AMOUNT	✓ QUAN.	ITEM	PRICE	AMOUNT	✓ QUAN.	ITEM	PRICE	AMOUNT
	Broccoli Florets										
X 1 case	BROCCOLI Crown (18ct)	18.00		X 10	EGGS 15/doz		1200	X 2	CARROTS 50#/-25#		410.00
X 4	CAULIFLOWER	8.00							Grabits 100/200 ct		
	CELERY			X 2	KALE		10.00		48/1# Carrot		
	CABBAGE white			X 5	LEEKs		10.00		Baby Carrot		
	CABBAGE red				CORN				Pinto Beans #100		
	CILANTRO			X 5	HERBS		10.00	X 2	Collared Green		410.00
	SPRING MIX 3#				Basil				J. Yel. Onions		
X 7	3M. Dist. Vinegar	4.00			Chives				Red Onions		
	LETTUCE				Mint			X 3	Chard		54.00
X 4	Green Leaf	14.00			Rosemary				Potatoes		
X 3	Red Leaf	49.50			Thyme				10/5 Russet		
X 2	Romaine	34.00		X 10	Gal. Whole Milk		21.00		5/10 Russet		
	SPINACH 2 1/2 #				Apples				Ctn. Russet		
	EGGPLANT			X 7	Apples 88 (red)		1161.00		Red Potatoes sz		
X 7	Endive	36.75			Apples Sliced 100/200			X 1	Base Turnip		21.00
	PARSLEY Flat / Curly			X 2	Quarts F.M. Yucca		8.00	X 1	YAMS (Med / Jumbo		21.00
X 1	Beets 25#	14.75		X 7	Oranges		26.00		Jicama		
	GREEN ONIONS			X 4	Lemons		4.80	X 7	Candellion Green		31.00
	RADDISH				Limes			X 15	CUCUMBERS		10.00
X 8	GREEN BEANS	14.40		X 8	Banana's		176.00				
	ASPARAGUS				Raspberries			X 3	SQUASH Butternut		6.00
X 1	3M Sugar Free Jello	2.25		X 6	Blueberries		13.50	X 7	Med. I.T. Squash		17.00
X 1	BELL PEPPER Green	24.00			Blackberries				Yellow Squash		
	BELL PEPPER Red			X 1	GRAPES Red		25.00	X 5	Sweet Potato		47.50
	Chili Jalapeno				GRAPES Lunch Bunch			X 3	Avocado (Ripe)		4.50
	Chili Tomatillo			X 8	Kiwi		7.20		Avocado (Firm)		
	Chili Long Grn/Pasilla			X 1	Mango's		9.50		Garlic (5#Peeled)		
X 12	Baby Food BANANA	21.00			Nectarines				Garlic -(Whole)		
	Alfalfa Sprouts 1#/4oz			X 14	Papaya		8.00	X 1	Base Turnip		21.00
	Bean Sprouts				Peach			X 1	TOMATOES		24.00
	Cole Slaw (white cabbage)				Pear				ROMA TOMATOES		
	Cabbage Shred Red			X 3	Pineapple		7.50		GRAPE TOMATOES		
X 5	Carrot (Shred) / Coin	6.00			Plum				CHERRY TOMATOES		
	Carrot Sticks 2/4			X 4	Strawberry		10.00	X 8	Froz Veggies		38.00
	Celery Sticks 2/4			X 12	Baby Food - meat		21.00	X 1	Hot Sauce Powder		1.50
	Yel. Onions Sliced/Diced				MELON				MUSHROOMS (sliced)		
	Red Onions Sliced/Diced			X 13	Cantaloupe		28.00		Button Mushroom		
	Tossed Salad / SC			X 4	Honeydew		12.50	X 10	Medium Mushroom		19.75
	Shred Lettuce			X 15	Watermelon #		27.50		Portabella Mushroom		
	Cabbage/Romaine Blend								12/8 oz. Mushroom		

ORDER FILLED BY

DELIV. BY

REC'D IN GOOD ORDER BY

TOTAL ▶

THANK YOU

CASH - A FINANCE CHARGE OF 1 1/2 % PER MONTH (18% PER YEAR) WILL BE CHARGED ON PAST DUE ACCOUNTS.

GOODS MUST BE MADE WITHIN 24 HOURS AFTER RECEIPT OF ORDER.

5003-03 0032 (1426.95)

QTR 3 Pd. 7/13

VALLEY PRODUCE, INC.

P.O. BOX 11664, FRESNO, CALIFORNIA 93774

e-mail: valleypro@comcast.net

Sold to

PHONE (559) 237-3328

FAX (559) 237-5611

Date

No. C 233368

✓	QUAN.	ITEM	PRICE	AMOUNT	✓	QUAN.	ITEM	PRICE	AMOUNT	✓	QUAN.	ITEM	PRICE	AMOUNT
✓	3 1/2	BROCCOLI Florets		1050	✓	6	EGGS 15/doz		1200	✓	3	CARROTS 50#/-25#	2300	6900
✓	3	BROCCOLI Crown /18ct		450	✓	1	EGGS 15/doz		1200	✓	2	Grabits 100/200 ct		
✓	3	CAULIFLOWER		450	✓	1	KALE		1650	✓	1	48/1# Carrot		
✓	3	CELERY		450	✓	1	LEEKS		1000	✓	1	Baby Carrot		
✓	3	CABBAGE white		450	✓	1	CORN		1000	✓	1	Pinto Beans #100		
✓	3	CABBAGE red		450	✓	1	HERBS 25# Beets		1475	✓	1	TURNIP Greens	2100	
✓	3	CILANTRO		450	✓	1	Basil			✓	1	J. Yel. Onions		
✓	3	SPRING MIX 3#		450	✓	1	Chives			✓	1	Red Onions		
✓	1	Curly Endive	3605		✓	1	Mint			✓	2	Collard Green	2500	4600
✓	1	LETTUCE			✓	1	Rosemary			✓	1	Potatoes		
✓	4	Green Leaf	1750	7000	✓	1	Thyme			✓	1	10/5 Russet		
✓	3	Red Leaf	1650	4950	✓	1	Herb. Whole Milk	2100		✓	1	5/10 Russet		
✓	16	Romaine	1250	28000	✓	1	Apples 72/88 Red/green	2900	23200	✓	1	Ctn. Russet		
✓	16	SPINACH 2 1/2 #			✓	1	Apples			✓	1	Red Potatoes sz		
✓	16	EGGPLANT			✓	1	Apples Sliced 100/200			✓	3	Charol	1800	5400
✓	3	Cherry (Hicks)	900		✓	1	Quarta Flav Yogurt	7005		✓	2	YAMS Med / Jumbo	2050	4090
✓	1	PARSLEY Flat / Curly			✓	1	Oranges 113	2300		✓	1	Jicama		
✓	1	Supern Free Jello	205		✓	1	Lemons			✓	5	Sweet Potato	1900	9500
✓	1	GREEN ONIONS			✓	1	Limes			✓	15	CUCUMBERS	1300	19500
✓	1	RADDISH			✓	1	Banana's	2200	17600	✓	2	Squa. Squash	450	900
✓	8	GREEN BEANS	1200		✓	1	Raspberries			✓	2	SQUASH ACORN	450	900
✓	1	ASPARAGUS			✓	1	Blueberries	1200		✓	1	Med. I.T. Squash	1700	
✓	1	Cortus Pods	2800		✓	1	Blackberries			✓	1	Yellow Squash		
✓	1	BELL PEPPER Green	2800		✓	1	GRAPES Red	2600		✓	4	Grapefruit	800	
✓	1	BELL PEPPER Red			✓	1	GRAPES Lunch Bunch			✓	3	Avocado (Ripe)	450	
✓	2	Chili Jalapeno	180		✓	1	Mango's	3300		✓	1	Avocado (Firm)		
✓	1	Chili Tomatillo			✓	1	Nectarines			✓	1	Garlic (5# Peeled)		
✓	1	Chili Long Grn/Pasilla			✓	1	Papaya	1100		✓	1	Garlic -(Whole)		
✓	1	Turnip	2100		✓	1	Peach			✓	1	Froz Veggies	5700	
✓	1	Alfalfa Sprouts 1#/4oz			✓	1	Pear 1/case	3050		✓	1	TOMATOES	2200	
✓	1	Bean Sprouts			✓	1	Pineapple	750		✓	1	ROMA TOMATOES		
✓	1	Cole Slaw (white cabbage)			✓	1	Plum			✓	1	GRAPE TOMATOES		
✓	1	Cabbage Shred Red			✓	1	Strawberry	300		✓	1	CHERRY TOMATOES		
✓	1	Carrot Shred Matchstick	650		✓	1	Kiwi	450		✓	1	Mandarin Gen.	313	
✓	1	Carrot Sticks 2/4			✓	1	MELON			✓	1	GAL. Distilled White Vinegar	325	
✓	1	Celery Sticks 2/4			✓	1	Cantaloupe	2520		✓	1	MUSHROOMS (sliced)		
✓	1	Yel. Onions Sliced/Diced			✓	1	Honeydew	500		✓	1	Button Mushroom		
✓	1	Red Onions Sliced/Diced			✓	1	Watermelon #	4800		✓	1	Medium Mushroom	4050	4000
✓	1	Tossed Salad / SC			✓	1				✓	1	Portabella Mushroom		
✓	1	Shred Lettuce			✓	1				✓	1	12/8 oz. Mushroom		
✓	1	Cabbage/Romaine Blend			✓	1				✓	1			

ORDER FILLED BY

DELIV. BY

REC'D IN GOOD ORDER

TOTAL

181415

TERMS: NET CASH - A FINANCE CHARGE OF 1 1/2 % PER MONTH (18% PER YEAR) WILL BE CHARGED ON PAST DUE ACCOUNTS.

ALL CLAIMS FOR RETURN OF GOODS MUST BE MADE WITHIN 24 HOURS AFTER RECEIPT OF MERCHANDISE.

THANK YOU

716

5003-03 0032 QTR 3

VALLEY PRODUCE, INC.

P.O. BOX 11664, FRESNO, CALIFORNIA 93774
e-mail: valleypro@comcast.net

Sold to

PHONE (559) 237-3328
FAX (559) 237-5611

Date

No. C 232962

5003-034

Fresno 200

6-16-17

✓	QUAN.	ITEM	PRICE	AMOUNT	✓	QUAN.	ITEM	PRICE	AMOUNT	✓	QUAN.	ITEM	PRICE	AMOUNT
		Broccoli Florets												
		BROCCOLI Crown /18ct					EGGS 15/doz					CARROTS 50# / 25#		
		CAULIFLOWER										Grabits 100/200 ct		
		CELERY					KALE					48/1# Carrot		
		CABBAGE white					LEEKs					Baby Carrot		
		CABBAGE red					CORN					Pinto Beans #100		
		CILANTRO					HERBS							
		SPRING MIX 3#					Basil					J. Yel. Onions		
							Chives					Red Onions		
		LETTUCE					Mint							
		Green Leaf					Rosemary					Potatoes		
		Red Leaf					Thyme					10/5 Russet		
		Romaine										5/10 Russet		
		SPINACH 2 1/2 #					Apples					Ctn. Russet		
		EGGPLANT					Apples					Red Potatoes ____ sz		
							Apples Sliced 100/200							
		PARSLEY Flat / Curly					Oranges					YAMS Med / Jumbo		
							Lemons					Jicama		
		GREEN ONIONS					Limes					CUCUMBERS		
		RADDISH					Banana's							
		GREEN BEANS					Raspberries					SQUASH		
		ASPARAGUS					Blueberries					Med. I.T. Squash		
							Blackberries					Yellow Squash		
		BELL PEPPER Green					GRAPES Red							
		BELL PEPPER Red					GRAPES Lunch Bunch					Avocado (Ripe)		
		Chili Jalapeno										Avocado (Firm)		
		Chili Tomatillo					Mango's					Garlic (5#Peeled)		
		Chili Long Grn/Pasilla					Nectarines					Garlic -(Whole)		
							Papaya							
		Alfalfa Sprouts 1#/4oz					Peach					TOMATOES		
		Bean Sprouts					Pear					ROMA TOMATOES		
		Cole Slaw(white cabbage)					Pineapple					GRAPE TOMATOES		
		Cabbage Shred Red					Plum					CHERRY TOMATOES		
		Carrot Shred / Coin					Strawberry							
		Carrot Sticks 2/4												
		Celery Sticks 2/4												
		Yel. Onions Sliced/Diced					MELON					MUSHROOMS (sliced)		
		Red Onions Sliced/Diced					Cantaloupe					Button Mushroom		
		Tossed Salad / SC					Honeydew					Medium Mushroom		
		Shred Lettuce					Watermelon # ____					Portabella Mushroom		
		Cabbage/Romaine Blend										12/8 oz. Mushroom		

ORDER FILLED BY

DELIV. BY

REC'D IN GOOD ORDER BY

C.O.D.

TOTAL

THANK YOU

TERMS: NET CASH - A FINANCE CHARGE OF 1 1/2 % PER MONTH (18% PER YEAR) WILL BE CHARGED ON PAST DUE ACCOUNTS.
ALL CLAIMS FOR RETURN OF GOODS MUST BE MADE WITHIN 24 HOURS AFTER RECEIPT OF MERCHANDISE.

5003-03 0032

QTR. 3 Pd. 716

2017-10 page 73 of 91

Golden State Bait Inc.
6554 S. Healy Road
Merced, CA 95340
Ph#(209)384-3474
Fax#(209)385-3474

DATE	INVOICE #
8/29/2017	17-4525

BILL TO
Fresno Chaffee Zoo 894 W. Belmont Ave Fresno, CA 93728 559-244-9771 Lynn

503037

TERMS	Reg # 0961

[illegible]

All losses must be claimed within 24 hrs..Thank You

Total Balance	\$390.40
----------------------	-----------------

Total \$97.60

50303y

DATE	INVOICE #
8/15/2017	17-4240

BILL TO
Fresno Chaffee Zoo 894 W. Belmont Ave Fresno, CA 93728 559-244-9771 Lynn

TERMS	Reg # 0961

DESCRIPTION	QTY	RATE	AMOUNT
Med Shiners (Notemigonus crysoleucas)	100	0.25	25.00
X-Large Shiners (Notemigonus crysoleucas)	60	0.55	33.00
Night Crawlers 12ct. cup	1	19.80	19.80
Red Worms 50ct. cup	1	19.80	19.80
<p>Pl. 9/18 QTR. 3</p>			

All losses must be claimed within 24 hrs..Thank You

Total Balance	\$292.80
----------------------	-----------------

Total \$97.60

Golden State Bait Inc.

Merced, CA 95340

Ph#(209)384-3474

Fax#(209)385-3474

DATE	INVOICE #
7/19/2017	17-3693

BILL TO
Fresno Chaffee Zoo 894 W. Belmont Ave Fresno, CA 93728 559-244-9771 Lynn

503034

TERMS	Reg # 0961

DESCRIPTION	QTY	RATE	AMOUNT
Med Shiners (Notemigonus crysoleucas)	100	0.25	25.00
X-Large Shiners (Notemigonus crysoleucas)	60	0.55	33.00
Night Crawlers 12ct. cup	1	19.80	19.80
Red Worms 50ct. cup	1	19.80	19.80
QTR 3 Pg 8/3			

All losses must be claimed within 24 hrs..Thank You

Total Balance	\$300.60
----------------------	-----------------

Total \$97.60

2017-10 page 76 of 91


Golden State Bait Inc.
6554 S. Healy Road
Merced, CA 95340
Ph#(209)384-3474
Fax#(209)385-3474

DATE	INVOICE #
7/5/2017	17-3390

BILL TO
Fresno Chaffee Zoo 894 W. Belmont Ave Fresno, CA 93728 559-244-9771 Lynn

50303

TERMS	Reg # 0961

DESCRIPTION	QTY	RATE	AMOUNT
Med Shiners (Notemigonus crysoleucas)	100	0.25	25.00
Large Shiners (Notemigonus crysoleucas)	60	0.40	24.00
Night Crawlers 12ct. cup	1	19.80	19.80
Red Worms 50ct. cup	1	19.80	19.80
			
Total			\$88.60

QTR. 3 P. 7/27

All losses must be claimed within 24 hrs..Thank You

Total Balance \$398.20

Total \$88.60

DATE	INVOICE #
6/20/2017	17-3129

BILL TO
Fresno Chaffee Zoo 894 W. Belmont Ave Fresno, CA 93728 559-244-9771 Lynn

50303

TERMS	Reg # 0961

DESCRIPTION	QTY	RATE	AMOUNT
Med Shiners (Notemigonus crysoleucas)	100	0.25	25.00
X-Large Shiners (Notemigonus crysoleucas)	60	0.55	33.00
Night Crawlers 12ct. cup	1	19.80	19.80
Red Worms 50ct. cup	1	19.80	19.80

O.K. 6/17
 DTR.3 P2.

Total \$97.60

2017-10 page 78 of 91



CENTRAL FISH- Fresno

1535 KERN STREET
FRESNO, CA 93706
Phone:(559) 237-2049 Fax:(559) 237-9669

REMIT TO:

5003-03 by
Stingray

INVOICE

	INVOICE DATE	INVOICE #
	08/12/17	353000
P.O. DATE	P.O. NUMBER	PAGE NO.
		Page 1 of 1



CUST #: 404675
BILL TO: FRESNO CHAFFEE ZOO
894 W BELMONT
FRESNO, CA 93728
SHIP TO: FRESNO CHAFFEE ZOO
894 W BELMONT
FRESNO, CA 93728
(559) 498-5910

		DELIVERY DATE	CASES
		08/12/17	
INSTRUCTIONS	SHIP POINT	ROUTE	SHIPPED
	CENTRAL FISH- Fresno	4451/0	08/12/17
			TERMS
			Net 30 days

	PRODUCT AND DESCRIPTION	ORDERED	SHIPPED		UM	PRICE	UM		NET AMOUNT
1	2260014 Squid Whole Frozen 6/5#	120	120		LB	3.59	LB		430.80
2	1707121 Smelt Lake Whole IQF 1/11#	110	110		LB	2.29	LB		251.90
2 Lines Total		Total Weight		230.00			Total Invoice Total		682.70 682.70

5003-03 0032

5003-06 0092

341.35

341.35

2017-10 page 79 of 91

5003-03 0032
5003-08 0092

341.35 ✓
341.35

Merchandise shall be checked with driver upon delivery. No claims for shortages, inferior quality, price disputes or other claims allowed unless merchandise is returned and claim made within 24 hours after delivery. Accounts payable one week after delivery. A service charge of 2% per month (24% per annum) will be payable on overdue accounts together with attorney's fees incurred in making collections.

THE ABOVE MERCHANDISE WAS RECEIVED IN GOOD CONDITION.

X

CUSTOMER ORIGINAL

QTR 3 Ps. 9/18

2017-10 page 79 of 91



CENTRAL FISH COMPANY

CENTRAL FISH- Fresno
1535 KERN STREET
FRESNO, CA 93706
Phone: (559) 237-2049 Fax: (559) 237-9669

REMIT TO:

5003-03
0092

5003-03
INVOICE

	INVOICE DATE	INVOICE #
	07/31/17	352673
P.O. DATE	P.O. NUMBER	PAGE NO.
		Page 1 of 1



CUST #: 404675
BILL TO: FRESNO CHAFFEE ZOO
894 W BELMONT
FRESNO, CA 93728
SHIP TO: FRESNO CHAFFEE ZOO
894 W BELMONT
FRESNO, CA 93728
(559) 498-5910

RENEE

DELIVERY DATE	CASES
07/31/17	

INSTRUCTIONS	SHIP POINT	ROUTE	SHIPPED	TERMS
	CENTRAL FISH- Fresno	4451/0	07/31/17	Net 30 days

PRODUCT AND DESCRIPTION	ORDERED	SHIPPED	UM	PRICE	UM	NET AMOUNT
1 1707121 Smelt Lake Whole IQF 1/11#	176	176	LB	2.29	LB	403.04
2 2260014 Squid Whole Frozen 6/5#	60	60	LB	3.59	LB	215.40
3 2796087 Shrimp White 51-60ct HLSO 10/4#	80	80	LB	5.29	LB	423.20
3 Lines Total		Total Weight	316.00		Total Invoice Total	1,041.64

2017-10 page 80 of 91

5003-03 0092 520.82
5003-08 0092 520.82

Merchandise shall be checked with driver upon delivery. No claims for shortages, inferior quality, price disputes or other claims allowed unless merchandise is returned and claim made within 24 hours after delivery. Accounts payable one week after delivery. A service charge of 2% per month (24% per annum) will be payable on overdue accounts together with attorney's fees incurred in making collections.

THE ABOVE MERCHANDISE WAS RECEIVED IN GOOD CONDITION.

X

CUSTOMER ORIGINAL

QTR. 3 PD 8/17



CENTRAL FISH COMPANY

1535 KERN STREET
FRESNO, CA 93706
Phone: (559) 237-2049 Fax: (559) 237- 9669

REMIT TO:

INVOICE

	INVOICE DATE	INVOICE #
	07/21/17	352483
P.O. DATE	P.O. NUMBER	PAGE NO.
		Page 1 of 1



CUST #: 404675

*** **DUPLICATE** ***

BILL TO: FRESNO CHAFFEE ZOO
894 W BELMONT
FRESNO, CA 93728

SHIP TO: FRESNO CHAFFEE ZOO
894 W BELMONT
FRESNO, CA 93728
(559) 498-5910

DELIVERY DATE	CASES
07/21/17	
SHIPPED	TERMS
07/21/17	Net 30 days

INSTRUCTIONS	SHIP POINT	ROUTE	SHIPPED	TERMS
	CENTRAL FISH- Fresno	4451/0	07/21/17	Net 30 days

PRODUCT AND DESCRIPTION	ORDERED	SHIPPED	UM	PRICE	UM	NET AMOUNT
1 1707121 Smelt Lake Whole IQF 1/11#	10	110	LB	2.29	LB	251.90
2 2796087 Shrimp White 51-60ct HLSO 10/4#	1	40	LB	5.15	LB	206.00
2 Lines Total		Total Weight	150.00		Total Invoice Total	457.90

503-03
0092

5003-03 0032 228.95 ✓
5003-08 0092 228.95

503-03

Merchandise shall be checked with driver upon delivery. No claims for shortages, inferior quality, price disputes or other claims allowed unless merchandise is returned and claim made within 24 hours after delivery. Accounts payable one week after delivery. A service charge of 2% per month (24% per annum) will be payable on overdue accounts together with attorney's fees incurred in making collections.

THE ABOVE MERCHANDISE WAS RECEIVED IN GOOD CONDITION.

X

CUSTOMER ORIGINAL

QTR.3 PD 8/10

2017-10 page 81 of 91



CENTRAL FISH- Fresno
 1535 KERN STREET
 FRESNO, CA 93706
 Phone:(559) 237-2049 Fax:(559) 237-9669

REMIT TO:

5033-03
0092

INVOICE

	INVOICE DATE	INVOICE #
	07/10/17	352225
P.O. DATE	P.O. NUMBER	PAGE NO.
		Page 1 of 1



CUST #: 404675 *** **DUPLICATE #2** ***

BILL TO: **FRESNO CHAFFEE ZOO**
 894 W BELMONT
 FRESNO, CA 93728

SHIP TO: **FRESNO CHAFFEE ZOO**
 894 W BELMONT
 FRESNO, CA 93728
 (559) 498-5910

DELIVERY DATE	CASES
07/10/17	
SHIPPED	TERMS
07/10/17	Net 30 days

INSTRUCTIONS	SHIP POINT	ROUTE
	CENTRAL FISH- Fresno	4451/0

PRODUCT AND DESCRIPTION	ORDERED	SHIPPED	UM	PRICE	UM	NET AMOUNT
1 1707121 Smelt Lake Whole IQF 1/11#	110	110	LB	2.29	LB	251.90
2 2260014 Squid Whole Frozen 6/5#	300	240	LB	3.59	LB	861.60
3 2796087 Shrimp White 51-60ct HLSO 10/4#	90	50	LB	4.95	LB	247.50

3 Lines Total Total Weight 400.00 Total 1,361.00
 Invoice Total 1,361.00

680- ✓ 5003-03 0032
 681- 5003-08 0092

Merchandise shall be checked with driver upon delivery. No claims for shortages, inferior quality, price disputes or other claims allowed unless merchandise is returned and claim made within 24 hours after delivery. Accounts payable one week after delivery. A service charge of 2% per month (24% per annum) will be payable on overdue accounts together with attorney's fees incurred in making collections.

THE ABOVE MERCHANDISE WAS RECEIVED IN GOOD CONDITION.

X

CUSTOMER ORIGINAL

QTR 3 Pd. 813

2017-10 page 82 of 91



CENTRAL FISH COMPANY
1535 KERN STREET
FRESNO, CA 93706
Phone:(559) 237-2049 Fax:(559) 237-9669

REMIT TO:

INVOICE

	INVOICE DATE	INVOICE #
	07/03/17	352092
P.O. DATE	P.O. NUMBER	PAGE NO.
		Page 1 of 1



CUST #:

404675

BILL TO:

FRESNO CHAFFEE ZOO
894 W BELMONT
FRESNO, CA 93728

SHIP TO: FRESNO CHAFFEE ZOO
894 W BELMONT
FRESNO, CA 93728
(559) 498-5910

50303-0092

DELIVERY DATE	CASES
07/03/17	
INSTRUCTIONS	SHIP POINT
	CENTRAL FISH- Fresno
ROUTE	4451/0
SHIPPED	07/03/17
TERMS	Net 30 days

PRODUCT AND DESCRIPTION	ORDERED	SHIPPED	UM	PRICE	UM	NET AMOUNT
1 2796087 Shrimp White 51-60ct HLSO 10/4#	60	60	LB	4.95	LB	297.00
1 Line Total		Total Weight	60.00		Total Invoice Total	297.00

2017-10 page 83 of 91

148.50 5003-03 0032
148.50 5003-08 0092

Merchandise shall be checked with driver upon delivery. No claims for shortages, inferior quality, price disputes or other claims allowed unless merchandise is returned and claim made within 24 hours after delivery. Accounts payable one week after delivery. A service charge of 2% per month (24% per annum) will be payable on overdue accounts together with attorney's fees incurred in making collections.

THE ABOVE MERCHANDISE WAS RECEIVED IN GOOD CONDITION.

X

CUSTOMER ORIGINAL

QTR 3 Pd. 7/120



CENTRAL FISH- Fresno
1836 KERN STREET
FRESNO, CA 93706
Phone: (559) 237-2049 Fax: (559) 237-9669

REMIT TO:

INVOICE

INVOICE DATE	INVOICE #
06/30/17	352032
P.O. DATE	P.O. NUMBER
	PAGE NO.



CUST #: 404675

BILL TO: FRESNO CHAFFEE ZOO
894 W BELMONT
FRESNO, CA 93728


SHIP TO: FRESNO CHAFFEE ZOO
894 W BELMONT
FRESNO, CA 93728
(559) 498-5910

DELIVERY DATE	CASES
06/30/17	

INSTRUCTIONS	SHIP POINT	ROUTE	SHIPPED	TERMS
	CENTRAL FISH- Fresno	4451/0	06/30/17	Net 30 days

PRODUCT AND DESCRIPTION	ORDERED	SHIPPED	UM	PRICE	UM	NET AMOUNT
1 1707121 Smelt Lake Whole IQF 1/11#	55	55	LB	2.29	LB	125.95
2 2260014 Squid Whole Frozen 6/5#	60	60	LB	3.59	LB	215.40
2 Lines Total		Total Weight	115.00		Total Invoice Total	341.35

5003-03 0032 170.68
5003-08 0092 170.67



5003-03
0092

Merchandise shall be checked with driver upon delivery. No claims for shortages, inferior quality, price disputes or other claims allowed unless merchandise is returned and claim made within 24 hours after delivery. Accounts payable one week after delivery. A service charge of 2% per month (24% per annum) will be payable on overdue accounts together with attorney's fees incurred in making collections.

THE ABOVE MERCHANDISE WAS RECEIVED IN GOOD CONDITION.

X

DELIVERY RECEIPT

QTR. 3 Pd 8110



CENTRAL FISH COMPANY
 CENTRAL FISH - Fresno
 1535 KERN STREET
 FRESNO, CA 93706
 Phone: (559) 237-2049 Fax: (559) 237-9669

REMIT TO:

5003-03
 0125

INVOICE

	INVOICE DATE	INVOICE #
	06/23/17	351846
P.O. DATE	P.O. NUMBER	PAGE NO.
		Page 1 of 1



JUST #:

404675

BILL TO:

FRESNO CHAFFEE ZOO
 894 W BELMONT
 FRESNO, CA 93728

SHIP TO:

FRESNO CHAFFEE ZOO
 894 W BELMONT
 FRESNO, CA 93728
 (559) 498-5910

DELIVERY DATE	CASES
06/23/17	
SHIPPED	TERMS
06/21/17	Net 30 days

INSTRUCTIONS	SHIP POINT	ROUTE	SHIPPED	TERMS
	CENTRAL FISH - Fresno	4451/0	06/21/17	Net 30 days

PRODUCT AND DESCRIPTION	ORDERED	SHIPPED	UM	PRICE	UM	NET AMOUNT
1 1707121 Smelt Lake Whole IQF 1/11#	55	55	LB	2.29	LB	125.95
2 2260014 Squid Whole Frozen 6/5#	90	90	LB	3.59	LB	323.10
2 Lines Total		Total Weight	145.00		Total Invoice Total	449.05

224.53 ✓ 5003-03
 224.52 5003-08

Merchandise shall be checked with driver upon delivery. No claims for shortages, inferior quality, price disputes or other claims allowed unless merchandise is returned and claim made within 24 hours after delivery. Accounts payable one week after delivery. A service charge of 2% per month (24% per annum) will be payable on overdue accounts together with attorney's fees incurred in making collections.

THE ABOVE MERCHANDISE WAS RECEIVED IN GOOD CONDITION.

X

[Signature]

CUSTOMER ORIGINAL

QTR 3 Pd 7/13

2017-10 page 85 of 91



CENTRAL FISH - Fresno
1835 KERN STREET
FRESNO, CA 93706
Phone: (559) 237-2049 Fax: (559) 237-9689

REMIT TO:

INVOICE

INVOICE DATE	06/16/17	INVOICE #	351729
P.O. DATE		P.O. NUMBER	
		PAGE NO.	Page 1 of 1



CUST #:
404675
BILL TO: FRESNO CHAFFEE ZOO
894 W BELMONT
FRESNO, CA 93728

SHIP TO: FRESNO CHAFFEE ZOO
894 W BELMONT
FRESNO, CA 93728
(559) 498-5910

INSTRUCTIONS	SHIP POINT	ROUTE	DELIVERY DATE	TERMS
	CENTRAL FISH- Fresno	4451/0	06/16/17	Net 30 days

PRODUCT AND DESCRIPTION	ORDERED	SHIPPED	UM	PRICE	UM	NET AMOUNT
1 1707121 Smelt Lake Whole IQF 1/11#	110	110	LB	2.29	LB	251.90
2 2260014 Squid Whole Frozen 6/5#	60	60	LB	3.59	LB	215.40
3 2796087 Shrimp White 51-60ct HISO 10/4#	30	30	LB	4.95	LB	148.50
4 2837007 Squid Whole 14-18ct Frozen 1/22.05#	22.05	22.05	LB	0.00	LB	0.00
Afm Renee Squid Sample						
4 Lines Total		Total Weight	222.05		Total Invoice Total	615.80

5003-03 0032 307.90
5003-08 0092 307.90

CENTRAL FISH COMPANY

5003-03
0092

Merchandise shall be checked with driver upon delivery. No claims for shortages, inferior quality, price disputes or other claims allowed unless merchandise is returned and claim made within 24 hours after delivery. Accounts payable one week after delivery. A service charge of 2% per month (24% per annum) will be payable on overdue accounts together with attorney's fees incurred in making collections.

THE ABOVE MERCHANDISE WAS RECEIVED IN GOOD CONDITION.

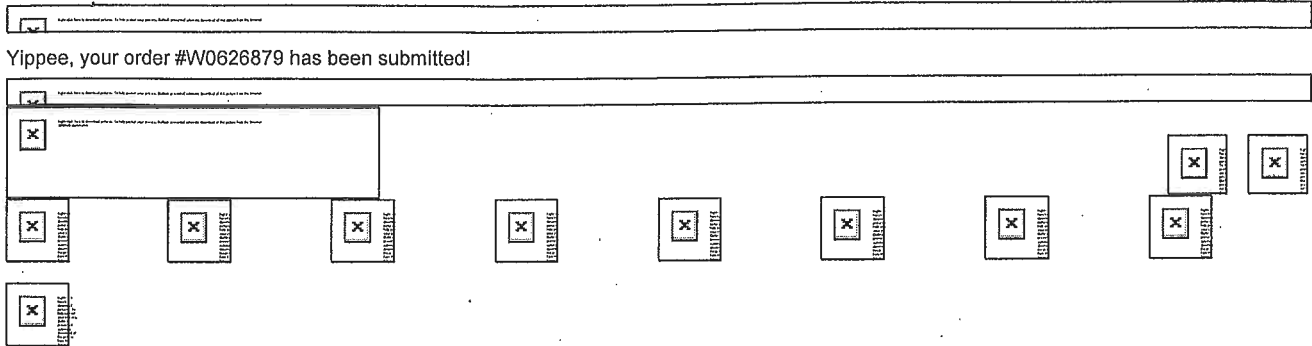
X

DELIVERY RECEIPT

QTR 3 PD 8/10

Mayra Boganwright

From: 1800PetSupplies.com <petsupplies@email.petsupplies.com>
Sent: Tuesday, June 27, 2017 3:20 PM
To: Mayra Boganwright
Subject: 1800PetSupplies.com New Order Confirmation - Order #W0626879



Your 1800PetSupplies.com order number W0626879 placed on 06/27/2017 is confirmed.

We'll email you tracking numbers when your order ships, and you can also review the status of your order by clicking [here](#). Please note if you ordered multiple items, some items may be shipped separately or shipped from different locations at no additional charge.

Overview


Billing Information:
Lyn Myers
Fresno Chaffee Zoo
894 W Belmont Avenue
Fresno, CA 93728
US
Billing to: Master Card

Shipping Information:
Lyn Myers
Fresno Chaffee Zoo
894 W Belmont Avenue
Fresno, CA 93728
US
Shipping Method: Economy

Order Summary

Item Total: **\$15.12** ✓
Shipping: 7.99
Tax: 0.00

Order Total: \$23.11



Order Details

Item:
Marshall Furo-Tone Skin & Coat Supplement 6 OZ
Item No.: 650693 006

Estimated Ship Date:
06/28/2017

Quantity: Price:
3 15.12

Connect with us:

50303

V VALLEY VET SUPPLY
 1118 Pony Express Hwy. • PO Box 504
 Marysville, KS 66508
 800-356-1005 • www.valleyvet.com

Shannon Nodolf
 Fresnochaffee Zoo
 894 W Belmont Ave
 Fresno, CA 93728

 HF

Date 07/21/2017 Customer Id 5281002 Pay Type Mastercard
 Order 11714242-1 Batch # 0004918100*04 Ship Via STANDARD

Bin	Qty	**	Item	Clr/Size	Description	Price	Extended
78E19A	1		22049	/	OSTEO-FORM 25 LB FGT	148.95	148.95

1 5003-03
 2 JOD
 8/7/17

** LINE STATUS BO-Backorder MI-Manufactured Item DS-Drop Ship KC-Kit Component D-Discontinued		We appreciate your Business!  Secret Weekly Sales Only for email subscribers! Sign up NOW at ValleyVet.com/save		Merchandise 148.95 Sales Tax 0.00 Shipping & Handling 28.00 COD/Process/Other 0.00 Credits Applied 0.00 Payments Received 177.00 Balance Due 0.00
---	--	---	--	---


Page 8 of 91

11714242

Shannon Nodolf
 Fresnochaffee Zoo
 894 W Belmont Ave
 Fresno, CA 93728

Valley Vet Supply
 1118 Pony Express Hwy
 Marysville, KS 66508

TO:

ITEM	SKU	QTY	SUBTOTAL
Hibiscus Powder <i>Available Sizes</i> 16 oz. Resealable Bag	00142016	1	\$22.50
GRAND TOTAL			\$22.50 

Thanks again for shopping with us!

Sincerely,


The My Spice Sage Team

www.MySpiceSage.com

Tel: (877) 890-5244

Email: SpiceSage@myspicesage.com

1-5003-03



7/20/17

Company Info

About My Spice Sage
Whole Sale Spices
My Spice Sage Blog

Services & Support

Contact Us
View Sizes



My Spice Sage

92 Main Street | Suite 319 | Yonkers NY 10701

2017-10 page 89 of 91

© 2008-2015 MySpiceSage. All rights reserved.

[Security](#) [Privacy](#) [Terms of Service](#)

Mayra Boganwright

From: Lewis Wright
Sent: Wednesday, August 16, 2017 3:57 PM
To: Mayra Boganwright; Kha Xiong
Subject: FW: Your Amazon.com order of "Harrison's Bird Food Power..." and 4 more items has shipped!

Received this shipment today – I hope this will work for an invoice. lewisw

From: Amazon.com [mailto:shipment-tracking@amazon.com]
Sent: Monday, August 14, 2017 1:57 PM
To: Lewis Wright <LWright@fresnochaffeezoo.org>
Subject: Your Amazon.com order of "Harrison's Bird Food Power..." and 4 more items has shipped!



Hi Lewis, your package will arrive:
Wednesday, August 16

[Track package](#)



ON THE WAY

Harrison's Bird Food
Power...

+4 more items

Order #111-5354180-4456251



SHIP TO

Fresno Chaffee Zoo
894 W. Belmont Ave...



SHIPMENT TOTAL

\$48.96

1-5003-03 0032

Return or replace items in Your Orders

Best sellers



Fire TV Stick with...
\$39.99



Echo Dot - Black
\$49.99

Unless otherwise noted, items sold by Amazon.com LLC are subject to sales tax in select states in accordance with the applicable laws of that state. If your order contains one or more items from a seller other than Amazon.com LLC, it may be subject to state and local sales tax, depending upon the seller's business policies and the location of their operations. Learn more about tax and seller information.

Items in this shipment may be subject to California's Electronic Waste Recycling Act. For any items not sold by Amazon.com LLC or Amazon Digital Services, Inc. that are subject to that Act, the seller of that item is responsible for submitting the California Electronic Waste Recycling fees on your behalf.

Your invoice can be accessed [here](#).

This email was sent from a notification-only address that cannot accept incoming email. Please do not reply to this message.