

## Disbursement Claim for Measure Z Funds

Disbursement Claim #: 2018-07      Claim Submission Date: 08/16/18

### Request Details

Invoice Date or Date Range (if multiple invoices)	Approved Monthly Budget Covering Invoiced Month(s)	Budget Line Item	General Ledger Account No. and Description	Amount Requested
07/01/18- 07/31/18	\$ 247,309.85		Animal Dept. <span style="color: red;">12</span> / Salary & Benefits	\$ 219,835.28
07/01/18- 07/31/18	\$ 27,956.06		Veterinary <span style="color: red;">14</span> / Dept. Salary & Benefits	\$ 26,561.18
07/01/18- 07/31/18	\$ 35,000.00		Animal Feed <span style="color: red;">16</span> / 	\$ 31,328.73
07/01/18- 07/31/18	\$ 75,000.00		Utilities <span style="color: red;">38</span> / 	\$ 58,874.47
			Wire Fee	\$ 10.00
	\$ 385,265.91		Subtotal	\$ 336,609.66
			Less Wire Fee	-\$ 10.00
			TOTAL AMOUNT REQUESTED	\$ 336,599.66

Capital Claim contingency usage, or Operations Claim budget variance explanation:

**Fresno's Chaffee Zoo Corporation**  
**Income Statement**  
July 2018

	2018 Budget	July Budget	July Measure Z	July Actual	YTD Budget	YTD Measure Z	YTD Actual
<b>REVENUE</b>							
<b>Self-Generated Revenue</b>							
Admissions							
Admissions	\$0.00	\$0.00	\$0.00	\$0.00	\$0.00	\$0.00	\$0.00
Admissions-Special Events	\$13,500.00	\$945.00	\$0.00	\$0.00	\$8,100.00	\$0.00	\$0.00
Admissions-Visitor Services	\$5,125,238.00	\$355,996.00	\$0.00	\$276,539.10	\$3,074,843.00	\$0.00	\$2,965,995.76
Combo Tickets - Adults	\$0.00	\$0.00	\$0.00	\$0.00	\$0.00	\$0.00	\$0.00
Combo Tickets - Child/Senior	\$0.00	\$0.00	\$0.00	\$0.00	\$0.00	\$0.00	\$0.00
Over and Under	\$0.00	\$0.00	\$0.00	\$0.00	\$0.00	\$0.00	\$0.00
Over and Under-Visitor Services	\$0.00	\$0.00	\$0.00	\$146.98	\$0.00	\$0.00	\$1,102.15
Total Admissions	\$5,138,738.00	\$356,941.00	\$0.00	\$276,686.08	\$3,082,943.00	\$0.00	\$2,967,097.91
Adopt an Animal							
Adopt An Animal	\$0.00	\$0.00	\$0.00	\$0.00	\$0.00	\$0.00	\$0.00
Adopt An Animal-Development	\$35,000.00	\$2,916.67	\$0.00	\$1,335.00	\$20,416.65	\$0.00	\$12,485.00
Total Adopt an Animal	\$35,000.00	\$2,916.67	\$0.00	\$1,335.00	\$20,416.65	\$0.00	\$12,485.00
Board Designated for Endow							
Board Designated Endowment Income	\$0.00	\$0.00	\$0.00	\$0.00	\$0.00	\$0.00	\$0.00
Board Designated Endowment Income-E	\$10,000.00	\$0.00	\$0.00	\$150.00	\$0.00	\$0.00	\$8,575.00
Endowment Trust Fund-Perm	\$0.00	\$0.00	\$0.00	\$0.00	\$0.00	\$0.00	\$0.00
Total Board Designated for Endowment	\$10,000.00	\$0.00	\$0.00	\$150.00	\$0.00	\$0.00	\$8,575.00
Education							
After School Programs	\$0.00	\$0.00	\$0.00	\$0.00	\$0.00	\$0.00	\$0.00
After School Programs-Education	\$0.00	\$0.00	\$0.00	\$0.00	\$0.00	\$0.00	\$0.00
Annual Dues	\$0.00	\$0.00	\$0.00	\$0.00	\$0.00	\$0.00	\$0.00
Annual Dues-Education	\$0.00	\$0.00	\$0.00	\$0.00	\$0.00	\$0.00	\$0.00
Annual Dues-Volunteer	\$2,000.00	\$166.67	\$0.00	\$0.00	\$1,166.65	\$0.00	\$1,960.00
Camp Scholarships	\$0.00	\$0.00	\$0.00	\$0.00	\$0.00	\$0.00	\$0.00
Camp Scholarships-Education	\$0.00	\$0.00	\$0.00	\$0.00	\$0.00	\$0.00	\$0.00

# Fresno's Chaffee Zoo Corporation

## Income Statement

July 2018

	2018 Budget	July Budget	July Measure Z	July Actual	YTD Budget	YTD Measure Z	YTD Actual
Class Fees	\$0.00	\$0.00	\$0.00	\$0.00	\$0.00	\$0.00	\$0.00
Class Fees-Education	\$0.00	\$0.00	\$0.00	\$0.00	\$0.00	\$0.00	\$0.00
Class Fees-Volunteer	\$3,500.00	\$291.67	\$0.00	\$20.00	\$2,041.65	\$0.00	\$780.00
Cookbook Sales	\$0.00	\$0.00	\$0.00	\$0.00	\$0.00	\$0.00	\$0.00
Cookbook Sales-Volunteer	\$0.00	\$0.00	\$0.00	\$0.00	\$0.00	\$0.00	\$0.00
Docent Activities	\$0.00	\$0.00	\$0.00	\$0.00	\$0.00	\$0.00	\$0.00
Docent Activities-Volunteer	\$3,000.00	\$250.00	\$0.00	\$1,310.00	\$1,750.00	\$0.00	\$3,840.00
Education-General Income	\$0.00	\$0.00	\$0.00	\$0.00	\$0.00	\$0.00	\$0.00
Education-General Income-Education	\$0.00	\$0.00	\$0.00	\$0.00	\$0.00	\$0.00	\$0.00
Docent Fundraising Income	\$0.00	\$0.00	\$0.00	\$0.00	\$0.00	\$0.00	\$0.00
Docent Fundraising Income-Volunteer	\$0.00	\$0.00	\$0.00	\$0.00	\$0.00	\$0.00	\$0.00
Grants	\$0.00	\$0.00	\$0.00	\$0.00	\$0.00	\$0.00	\$0.00
Grants-Education	\$0.00	\$0.00	\$0.00	\$0.00	\$0.00	\$0.00	\$0.00
Junior University Income	\$0.00	\$0.00	\$0.00	\$0.00	\$0.00	\$0.00	\$0.00
Junior University Income-Education	\$0.00	\$0.00	\$0.00	\$0.00	\$0.00	\$0.00	\$0.00
Overnight Income	\$0.00	\$0.00	\$0.00	\$0.00	\$0.00	\$0.00	\$0.00
Overnight Income-Education	\$15,000.00	\$1,250.00	\$0.00	\$0.00	\$8,750.00	\$0.00	\$4,600.00
Scout Guide-Education	\$7,000.00	\$583.33	\$0.00	\$356.00	\$4,083.31	\$0.00	\$4,938.00
Service Income	\$0.00	\$0.00	\$0.00	\$0.00	\$0.00	\$0.00	\$0.00
Service Income-Education	\$0.00	\$0.00	\$0.00	\$0.00	\$0.00	\$0.00	\$0.00
Service Income-Volunteer	\$0.00	\$0.00	\$0.00	\$0.00	\$0.00	\$0.00	\$0.00
Teacher Resource Guide Income	\$0.00	\$0.00	\$0.00	\$0.00	\$0.00	\$0.00	\$0.00
Teacher Training Workshop Income	\$0.00	\$0.00	\$0.00	\$0.00	\$0.00	\$0.00	\$0.00
Teacher Training Workshop Income-Edu	\$0.00	\$0.00	\$0.00	\$0.00	\$0.00	\$0.00	\$0.00
Trip Income	\$0.00	\$0.00	\$0.00	\$0.00	\$0.00	\$0.00	\$0.00
Trip Income-Education	\$0.00	\$0.00	\$0.00	\$0.00	\$0.00	\$0.00	\$0.00
Trip Income-Volunteer	\$0.00	\$0.00	\$0.00	\$0.00	\$0.00	\$0.00	\$0.00
Uniform Income	\$0.00	\$0.00	\$0.00	\$0.00	\$0.00	\$0.00	\$0.00
Uniform Income-Volunteer	\$3,000.00	\$250.00	\$0.00	\$0.00	\$1,750.00	\$0.00	\$405.00
Wild Connections Lab Income	\$0.00	\$0.00	\$0.00	\$0.00	\$0.00	\$0.00	\$0.00
Wild Connections Lab Income-Education	\$57,000.00	\$4,750.00	\$0.00	\$0.00	\$33,250.00	\$0.00	\$38,758.42

**Fresno's Chaffee Zoo Corporation**  
**Income Statement**  
July 2018

	2018 Budget	July Budget	July Measure Z	July Actual	YTD Budget	YTD Measure Z	YTD Actual
Zoo Adventures Camp Income	\$0.00	\$0.00	\$0.00	\$0.00	\$0.00	\$0.00	\$0.00
Zoo Adventures Camp Income-Education	\$206,000.00	\$17,166.67	\$0.00	\$93,843.50	\$120,166.65	\$0.00	\$171,871.00
Zoo Boo Haunted House Income	\$0.00	\$0.00	\$0.00	\$0.00	\$0.00	\$0.00	\$0.00
Zoo Preview Income	\$0.00	\$0.00	\$0.00	\$0.00	\$0.00	\$0.00	\$0.00
Zoo Preview Income-Volunteer	\$3,000.00	\$250.00	\$0.00	\$0.00	\$1,750.00	\$0.00	\$2,077.50
Zoo School Income	\$0.00	\$0.00	\$0.00	\$0.00	\$0.00	\$0.00	\$0.00
Zoo Talks Income	\$0.00	\$0.00	\$0.00	\$0.00	\$0.00	\$0.00	\$0.00
Zoo Talks Income-Education	\$6,500.00	\$541.67	\$0.00	\$110.00	\$3,791.65	\$0.00	\$2,915.00
Zoopeteer Income	\$0.00	\$0.00	\$0.00	\$0.00	\$0.00	\$0.00	\$0.00
Zoopeteer Income-Education	\$0.00	\$0.00	\$0.00	\$0.00	\$0.00	\$0.00	\$0.00
Zoopeteer Income-Volunteer	\$0.00	\$0.00	\$0.00	\$0.00	\$0.00	\$0.00	\$0.00
Camp Scholarships-Res	\$0.00	\$0.00	\$0.00	\$0.00	\$0.00	\$0.00	\$0.00
Camp Scholarships-Res-Education	\$550.00	\$45.83	\$0.00	\$0.00	\$320.81	\$0.00	\$1,000.00
Grants-Res	\$0.00	\$0.00	\$0.00	\$0.00	\$0.00	\$0.00	\$0.00
Grants-Res-Education	\$7,000.00	\$583.33	\$0.00	\$0.00	\$4,083.31	\$0.00	\$0.00
Grants-Res-Volunteer	\$0.00	\$0.00	\$0.00	\$0.00	\$0.00	\$0.00	\$0.00
Grants-Perm	\$0.00	\$0.00	\$0.00	\$0.00	\$0.00	\$0.00	\$0.00
Tour Income	\$0.00	\$0.00	\$0.00	\$0.00	\$0.00	\$0.00	\$0.00
Tour Income-Volunteer	\$7,500.00	\$625.00	\$0.00	\$40.00	\$4,375.00	\$0.00	\$2,552.00
Tot Time Income	\$0.00	\$0.00	\$0.00	\$0.00	\$0.00	\$0.00	\$0.00
Tot Time Income-Education	\$8,500.00	\$708.33	\$0.00	\$0.00	\$4,958.31	\$0.00	\$5,719.00
Zoomobile Income	\$0.00	\$0.00	\$0.00	\$0.00	\$0.00	\$0.00	\$0.00
Zoomobile Income-Education	\$48,500.00	\$4,041.67	\$0.00	\$1,493.36	\$28,291.65	\$0.00	\$39,361.56
Behind the Scenes-Education	\$60,000.00	\$5,000.00	\$0.00	\$3,628.00	\$35,000.00	\$0.00	\$57,633.50
Facility Rental-Education	\$3,500.00	\$291.67	\$0.00	\$350.00	\$2,041.65	\$0.00	\$2,750.00
Miscellaneous Income-Education	\$0.00	\$0.00	\$0.00	\$0.00	\$0.00	\$0.00	\$0.00
Uniform-Teen Payment- Volunteer	\$0.00	\$0.00	\$0.00	\$0.00	\$0.00	\$0.00	\$0.00
<b>Total Education</b>	<b>\$441,550.00</b>	<b>\$36,795.84</b>	<b>\$0.00</b>	<b>\$101,150.86</b>	<b>\$257,570.64</b>	<b>\$0.00</b>	<b>\$341,160.98</b>
 Food Services							
Concessions Commission	\$0.00	\$0.00	\$0.00	\$0.00	\$0.00	\$0.00	\$0.00



**Fresno's Chaffee Zoo Corporation**  
**Income Statement**  
July 2018

	2018 Budget	July Budget	July Measure Z	July Actual	YTD Budget	YTD Measure Z	YTD Actual
Concessions Commission-Administratior	\$725,050.00	\$50,754.00	\$0.00	\$42,067.90	\$435,029.00	\$0.00	\$445,208.24
Concessions Commission-Development	\$0.00	\$0.00	\$0.00	\$0.00	\$0.00	\$0.00	\$0.00
Total Food Services	\$725,050.00	\$50,754.00	\$0.00	\$42,067.90	\$435,029.00	\$0.00	\$445,208.24
Gift Shop							
Gift Shop Income	\$0.00	\$0.00	\$0.00	\$0.00	\$0.00	\$0.00	\$0.00
Gift Shop Commission	\$0.00	\$0.00	\$0.00	\$0.00	\$0.00	\$0.00	\$0.00
Gift Shop Commission-Administration	\$477,680.00	\$33,438.00	\$0.00	\$29,613.20	\$286,607.00	\$0.00	\$312,280.47
Total Gift Shop	\$477,680.00	\$33,438.00	\$0.00	\$29,613.20	\$286,607.00	\$0.00	\$312,280.47
Giraffe Feeding							
Giraffe Feeding Income	\$0.00	\$0.00	\$0.00	\$0.00	\$0.00	\$0.00	\$0.00
Giraffe Feeding Income-Education	\$580,040.00	\$40,603.00	\$0.00	\$37,371.00	\$348,025.00	\$0.00	\$348,076.00
Giraffe Feeding Income-Visitor Services	\$0.00	\$0.00	\$0.00	\$0.00	\$0.00	\$0.00	\$409.20
Total Giraffe Feeding	\$580,040.00	\$40,603.00	\$0.00	\$37,371.00	\$348,025.00	\$0.00	\$348,485.20
Grants/Fundraising							
Annual Fund	\$0.00	\$0.00	\$0.00	\$0.00	\$0.00	\$0.00	\$0.00
Conservation Income-Animal	\$0.00	\$0.00	\$0.00	\$0.00	\$0.00	\$0.00	\$0.00
Conservation Income-Development	\$0.00	\$0.00	\$0.00	\$567.87	\$0.00	\$0.00	\$6,245.08
Conservation Income-Education	\$0.00	\$0.00	\$0.00	\$0.00	\$0.00	\$0.00	\$0.00
Conservation Income-Veterinary	\$150.00	\$12.50	\$0.00	\$0.00	\$87.50	\$0.00	\$535.10
Conservation Income	\$0.00	\$0.00	\$0.00	\$0.00	\$0.00	\$0.00	\$0.00
Donations	\$0.00	\$0.00	\$0.00	\$0.00	\$0.00	\$0.00	\$0.00
Donations-Marketing	\$0.00	\$0.00	\$0.00	\$0.00	\$0.00	\$0.00	\$0.00
Donations-Development	\$300,000.00	\$25,000.00	\$0.00	\$1,402.59	\$175,000.00	\$0.00	\$38,099.77
Donations-Special Events	\$0.00	\$0.00	\$0.00	\$0.00	\$0.00	\$0.00	\$0.00
Donations-Education	\$300.00	\$25.00	\$0.00	\$0.00	\$175.00	\$0.00	\$647.02
Donations-Volunteer	\$0.00	\$0.00	\$0.00	\$0.00	\$0.00	\$0.00	\$0.00
In-Kind Contributions	\$0.00	\$0.00	\$0.00	\$0.00	\$0.00	\$0.00	\$0.00
In-Kind Contributions-Development	\$0.00	\$0.00	\$0.00	\$0.00	\$0.00	\$0.00	\$0.00

**Fresno's Chaffee Zoo Corporation**  
**Income Statement**  
July 2018

	2018 Budget	July Budget	July Measure Z	July Actual	YTD Budget	YTD Measure Z	YTD Actual
In-Kind Contributions - Volunteer	\$0.00	\$0.00	\$0.00	\$0.00	\$0.00	\$0.00	\$0.00
New Sea Lion Exhibit Fundraising Income	\$0.00	\$0.00	\$0.00	\$0.00	\$0.00	\$0.00	\$6.00
Annual Fund-Res	\$0.00	\$0.00	\$0.00	\$0.00	\$0.00	\$0.00	\$0.00
Conservation Income-Res-Development	\$0.00	\$0.00	\$0.00	\$0.00	\$0.00	\$0.00	\$3,413.00
Conservation Income-Res-Veterinary	\$0.00	\$0.00	\$0.00	\$0.00	\$0.00	\$0.00	\$0.00
Donations-Res	\$0.00	\$0.00	\$0.00	\$0.00	\$0.00	\$0.00	\$0.00
Donations-Res-Marketing	\$0.00	\$0.00	\$0.00	\$0.00	\$0.00	\$0.00	\$0.00
Donations-Res-Development	\$0.00	\$0.00	\$0.00	\$1,487.53	\$0.00	\$0.00	\$136,792.76
Donations-Res-Education	\$0.00	\$0.00	\$0.00	\$0.00	\$0.00	\$0.00	\$0.00
Donations-Res-Veterinary	\$0.00	\$0.00	\$0.00	\$0.00	\$0.00	\$0.00	\$500.00
In-Kind Contributions-Res	\$0.00	\$0.00	\$0.00	\$0.00	\$0.00	\$0.00	\$0.00
New Sea Lion Exhibit Fundraising Income	\$0.00	\$0.00	\$0.00	\$0.00	\$0.00	\$0.00	\$6.00
Donations-Perm	\$0.00	\$0.00	\$0.00	\$0.00	\$0.00	\$0.00	\$0.00
Donations-Perm-Education	\$0.00	\$0.00	\$0.00	\$0.00	\$0.00	\$0.00	\$0.00
Docent Education Fund-Perm	\$0.00	\$0.00	\$0.00	\$0.00	\$0.00	\$0.00	\$0.00
Pay Loader Kiddie Ride-Development	\$0.00	\$0.00	\$0.00	\$0.00	\$0.00	\$0.00	\$0.00
Pay Loader Ride-Africa-Res-Development	\$0.00	\$0.00	\$0.00	\$0.00	\$0.00	\$0.00	\$206.71
<b>Total Grants/Fundraising</b>	<b>\$300,450.00</b>	<b>\$25,037.50</b>	<b>\$0.00</b>	<b>\$3,457.99</b>	<b>\$175,262.50</b>	<b>\$0.00</b>	<b>\$186,451.44</b>
<b>Group Event/Facility Rental</b>							
Facility Rental	\$0.00	\$0.00	\$0.00	\$0.00	\$0.00	\$0.00	\$0.00
Facility Rental-Special Events	\$575,000.00	\$47,916.66	\$0.00	\$50,773.83	\$335,416.62	\$0.00	\$363,397.18
<b>Total Group Event/Facility Rental</b>	<b>\$575,000.00</b>	<b>\$47,916.66</b>	<b>\$0.00</b>	<b>\$50,773.83</b>	<b>\$335,416.62</b>	<b>\$0.00</b>	<b>\$363,397.18</b>
<b>Interest Income</b>							
Interest Income	\$380,000.00	\$22,000.00	\$0.00	\$10,410.96	\$107,000.00	\$0.00	\$74,153.26
Interest Income-Administration	\$0.00	\$0.00	\$0.00	\$0.00	\$0.00	\$0.00	\$0.00
Interest Income-Perm	\$0.00	\$0.00	\$0.00	\$43.32	\$0.00	\$0.00	\$289.21
<b>Total Interest Income</b>	<b>\$380,000.00</b>	<b>\$22,000.00</b>	<b>\$0.00</b>	<b>\$10,454.28</b>	<b>\$107,000.00</b>	<b>\$0.00</b>	<b>\$74,442.47</b>
<b>Investment Income</b>							

**Fresno's Chaffee Zoo Corporation**  
**Income Statement**  
July 2018

	2018 Budget	July Budget	July Measure Z	July Actual	YTD Budget	YTD Measure Z	YTD Actual
Investment Income	\$0.00	\$0.00	\$0.00	\$166,177.23	\$0.00	\$0.00	\$220,486.87
Investment Gain/Loss Unrealized	\$0.00	\$0.00	\$0.00	\$0.00	\$0.00	\$0.00	\$0.00
Investment Gain/Loss Realized	\$0.00	\$0.00	\$0.00	\$0.00	\$0.00	\$0.00	\$0.00
Investment Income-Res	\$0.00	\$0.00	\$0.00	\$0.00	\$0.00	\$0.00	\$0.00
Investment Gain/Loss Unrealized-Res	\$0.00	\$0.00	\$0.00	\$0.00	\$0.00	\$0.00	\$0.00
Investment Gain/Loss Realized-Res	\$0.00	\$0.00	\$0.00	\$0.00	\$0.00	\$0.00	\$0.00
Investment Income-Perm	\$0.00	\$0.00	\$0.00	\$914.71	\$0.00	\$0.00	\$1,664.06
Investment Gain/Loss Unrealized-Perm	\$0.00	\$0.00	\$0.00	\$0.00	\$0.00	\$0.00	\$0.00
Investment Gain/Loss Realized-Perm	\$0.00	\$0.00	\$0.00	\$0.00	\$0.00	\$0.00	\$0.00
Total Investment Income	\$0.00	\$0.00	\$0.00	\$167,091.94	\$0.00	\$0.00	\$222,150.93
Membership							
Corporate Membership	\$0.00	\$0.00	\$0.00	\$0.00	\$0.00	\$0.00	\$0.00
Membership Income	\$0.00	\$0.00	\$0.00	\$0.00	\$0.00	\$0.00	\$0.00
Membership Income-Membership	\$1,337,750.00	\$111,479.17	\$0.00	\$76,848.20	\$780,354.15	\$0.00	\$955,467.27
Total Membership	\$1,337,750.00	\$111,479.17	\$0.00	\$76,848.20	\$780,354.15	\$0.00	\$955,467.27
Special Events							
Boutique Sales	\$0.00	\$0.00	\$0.00	\$0.00	\$0.00	\$0.00	\$0.00
Corporate Tent Income	\$0.00	\$0.00	\$0.00	\$0.00	\$0.00	\$0.00	\$0.00
Exhibitor Booth Income	\$0.00	\$0.00	\$0.00	\$0.00	\$0.00	\$0.00	\$0.00
Exhibitor Booth Income-Special Events	\$9,000.00	\$0.00	\$0.00	\$0.00	\$0.00	\$0.00	\$300.00
Raffle Ticket Income	\$0.00	\$0.00	\$0.00	\$0.00	\$0.00	\$0.00	\$0.00
Raffle Ticket Income-Special Events	\$0.00	\$0.00	\$0.00	\$0.00	\$0.00	\$0.00	\$0.00
Santa Photo-Special Events	\$0.00	\$0.00	\$0.00	\$0.00	\$0.00	\$0.00	\$0.00
Script Sales	\$0.00	\$0.00	\$0.00	\$0.00	\$0.00	\$0.00	\$0.00
Script Sales-Special Events	\$8,500.00	\$0.00	\$0.00	\$0.00	\$0.00	\$0.00	\$0.00
Auction Income	\$0.00	\$0.00	\$0.00	\$0.00	\$0.00	\$0.00	\$0.00
Auction Income-Special Events	\$25,000.00	\$0.00	\$0.00	\$0.00	\$0.00	\$0.00	\$0.00
Special Event Income	\$0.00	\$0.00	\$0.00	\$0.00	\$0.00	\$0.00	\$0.00
Special Event Income-Special Events	\$595,350.00	\$0.00	\$0.00	\$0.00	\$52,000.00	\$0.00	\$69,954.50

**Fresno's Chaffee Zoo Corporation**  
**Income Statement**  
July 2018

	2018 Budget	July Budget	July Measure Z	July Actual	YTD Budget	YTD Measure Z	YTD Actual
Sponsorships	\$0.00	\$0.00	\$0.00	\$0.00	\$0.00	\$0.00	\$1,500.00
Sponsorships-Development	\$0.00	\$0.00	\$0.00	\$1,500.00	\$0.00	\$0.00	\$27,000.00
Sponsorships-Special Events	\$0.00	\$0.00	\$0.00	\$0.00	\$0.00	\$0.00	\$0.00
Sponsorships-Education	\$0.00	\$0.00	\$0.00	\$0.00	\$0.00	\$0.00	\$0.00
ZooLights 3D Glasses Income-Special Ev	\$4,500.00	\$0.00	\$0.00	\$0.00	\$0.00	\$0.00	\$0.00
Special Event Income-Res	\$0.00	\$0.00	\$0.00	\$0.00	\$0.00	\$0.00	\$0.00
Sponsorships-Res	\$0.00	\$0.00	\$0.00	\$0.00	\$0.00	\$0.00	\$0.00
Sponsorships-Res-Marketing	\$0.00	\$0.00	\$0.00	\$0.00	\$0.00	\$0.00	\$0.00
Sponsorships-Res-Development	\$25,000.00	\$2,083.33	\$0.00	\$0.00	\$14,583.31	\$0.00	\$0.00
Sponsorships-Res-Special Events	\$90,500.00	\$5,000.00	\$0.00	\$1,000.00	\$20,000.00	\$0.00	\$22,500.00
Sponsorships-Res-Education	\$0.00	\$0.00	\$0.00	\$0.00	\$0.00	\$0.00	\$0.00
Total Special Events	<u>\$757,850.00</u>	<u>\$7,083.33</u>	<u>\$0.00</u>	<u>\$2,500.00</u>	<u>\$86,583.31</u>	<u>\$0.00</u>	<u>\$121,254.50</u>
Stingray Exhibit							
Stingray Admissions	\$0.00	\$0.00	\$0.00	\$0.00	\$0.00	\$0.00	\$0.00
Stingray Admissions-Education	\$298,550.00	\$20,898.50	\$0.00	\$16,787.00	\$179,130.00	\$0.00	\$175,264.00
Stingray Admissions-Visitor Services	\$0.00	\$0.00	\$0.00	\$0.00	\$0.00	\$0.00	\$0.00
Stingray Feeding Income	\$0.00	\$0.00	\$0.00	\$0.00	\$0.00	\$0.00	\$0.00
Stingray Feeding Income-Education	\$42,650.00	\$2,985.50	\$0.00	\$2,980.00	\$25,590.00	\$0.00	\$21,778.00
Stingray Feeding Income-Visitor Services	\$0.00	\$0.00	\$0.00	\$0.00	\$0.00	\$0.00	\$0.00
Total Stingray Exhibit	<u>\$341,200.00</u>	<u>\$23,884.00</u>	<u>\$0.00</u>	<u>\$19,767.00</u>	<u>\$204,720.00</u>	<u>\$0.00</u>	<u>\$197,042.00</u>
Other							
Biofacts	\$0.00	\$0.00	\$0.00	\$0.00	\$0.00	\$0.00	\$0.00
Elephant Painting Income	\$0.00	\$0.00	\$0.00	\$0.00	\$0.00	\$0.00	\$0.00
Enrichment Income	\$0.00	\$0.00	\$0.00	\$0.00	\$0.00	\$0.00	\$0.00
Fundraising Pins Income-Development	\$0.00	\$0.00	\$0.00	\$0.00	\$0.00	\$0.00	\$5.00
Orang Research Income	\$0.00	\$0.00	\$0.00	\$0.00	\$0.00	\$0.00	\$0.00
Photography Lab Income	\$0.00	\$0.00	\$0.00	\$0.00	\$0.00	\$0.00	\$0.00
Poster Income-Development	\$0.00	\$0.00	\$0.00	\$0.00	\$0.00	\$0.00	\$0.00
Sales of Animals	\$0.00	\$0.00	\$0.00	\$0.00	\$0.00	\$0.00	\$0.00

# Fresno's Chaffee Zoo Corporation

## Income Statement

### July 2018

	2018 Budget	July Budget	July Measure Z	July Actual	YTD Budget	YTD Measure Z	YTD Actual
Sales of Animals-Animals	\$0.00	\$0.00	\$0.00	\$0.00	\$0.00	\$0.00	\$0.00
Special Project Income	\$0.00	\$0.00	\$0.00	\$0.00	\$0.00	\$0.00	\$0.00
Zoo Career Workshop Income	\$0.00	\$0.00	\$0.00	\$0.00	\$0.00	\$0.00	\$0.00
Interfund Transfer	\$0.00	\$0.00	\$0.00	\$0.00	\$0.00	\$0.00	(\$325.00)
Net Assets Released from Restrictions	\$0.00	\$0.00	\$0.00	\$0.00	\$0.00	\$0.00	\$0.00
Enrichment Income-Res-Development	\$0.00	\$0.00	\$0.00	\$1,435.00	\$0.00	\$0.00	\$13,500.00
Fundraising Pins Income-Res-Development	\$0.00	\$0.00	\$0.00	\$10.00	\$0.00	\$0.00	\$30.00
Orang Research Income-Res	\$0.00	\$0.00	\$0.00	\$0.00	\$0.00	\$0.00	\$0.00
Special Project Income-Res	\$0.00	\$0.00	\$0.00	\$0.00	\$0.00	\$0.00	\$0.00
Interfund Transfer-Res	\$0.00	\$0.00	\$0.00	\$0.00	\$0.00	\$0.00	\$325.00
Net Assets Released from Restrictions-Res	\$0.00	\$0.00	\$0.00	\$0.00	\$0.00	\$0.00	\$0.00
Interfund Transfer-Perm	\$0.00	\$0.00	\$0.00	\$0.00	\$0.00	\$0.00	\$0.00
Net Assets Released from Restrictions-Perm	\$0.00	\$0.00	\$0.00	\$0.00	\$0.00	\$0.00	\$0.00
Miscellaneous Income	\$20,000.00	\$1,666.67	\$0.00	\$19,027.50	\$11,666.65	\$0.00	\$27,604.13
Miscellaneous Income-Visitor Services	\$0.00	\$0.00	\$0.00	\$0.00	\$0.00	\$0.00	\$0.00
Miscellaneous Income-Human Resources	\$0.00	\$0.00	\$0.00	\$0.00	\$0.00	\$0.00	\$12.80
Airbrush Tattoo Income	\$0.00	\$0.00	\$0.00	\$0.00	\$0.00	\$0.00	\$0.00
ATM Income	\$1,500.00	\$125.00	\$0.00	\$100.50	\$875.00	\$0.00	\$767.00
ATM Income-Administration	\$0.00	\$0.00	\$0.00	\$0.00	\$0.00	\$0.00	\$0.00
Parking Passes	\$0.00	\$0.00	\$0.00	\$0.00	\$0.00	\$0.00	\$0.00
Penny Press Income	\$14,000.00	\$1,166.67	\$0.00	\$2,242.00	\$8,166.65	\$0.00	\$6,127.50
Penny Press Income-Administration	\$0.00	\$0.00	\$0.00	\$0.00	\$0.00	\$0.00	\$0.00
Photo Machine Income	\$11,000.00	\$916.67	\$0.00	\$642.28	\$6,416.65	\$0.00	\$5,666.59
Photo Machine Income-Administration	\$0.00	\$0.00	\$0.00	\$0.00	\$0.00	\$0.00	\$0.00
Photo/Video Income-Marketing	\$0.00	\$0.00	\$0.00	\$0.00	\$0.00	\$0.00	\$0.00
Zoo Book Sales	\$0.00	\$0.00	\$0.00	\$0.00	\$0.00	\$0.00	\$0.00
Zoo Key Sales	\$0.00	\$0.00	\$0.00	\$0.00	\$0.00	\$0.00	\$0.00
Pay Loader Kiddie Ride	\$0.00	\$0.00	\$0.00	\$0.00	\$0.00	\$0.00	\$0.00
Vending Commission-Administration	\$37,500.00	\$2,625.00	\$0.00	\$2,417.96	\$22,500.00	\$0.00	\$34,354.88
Camel Rides							
Camel Rides	\$0.00	\$0.00	\$0.00	\$0.00	\$0.00	\$0.00	\$0.00

# Fresno's Chaffee Zoo Corporation

## Income Statement

July 2018

	2018 Budget	July Budget	July Measure Z	July Actual	YTD Budget	YTD Measure Z	YTD Actual
Total Camel Rides	\$0.00	\$0.00	\$0.00	\$0.00	\$0.00	\$0.00	\$0.00
Stroller/Wheelchair Rental							
Stroller/Wheelchair Rental Income	\$0.00	\$0.00	\$0.00	\$0.00	\$0.00	\$0.00	\$0.00
Total Stroller/Wheelchair Rental	\$0.00	\$0.00	\$0.00	\$0.00	\$0.00	\$0.00	\$0.00
Total Other	\$84,000.00	\$6,500.01	\$0.00	\$25,875.24	\$49,624.95	\$0.00	\$88,067.90
<b>Total Self-Generated Revenue</b>	<b>\$11,184,308.00</b>	<b>\$765,349.18</b>	<b>\$0.00</b>	<b>\$845,142.52</b>	<b>\$6,169,552.82</b>	<b>\$0.00</b>	<b>\$6,643,566.49</b>
City of Fresno							
City of Fresno	\$0.00	\$0.00	\$0.00	\$0.00	\$0.00	\$0.00	\$0.00
City of Fresno-Administration	\$0.00	\$0.00	\$0.00	\$0.00	\$0.00	\$0.00	\$0.00
City of Fresno-Res	\$0.00	\$0.00	\$0.00	\$0.00	\$0.00	\$0.00	\$0.00
Total City of Fresno	\$0.00	\$0.00	\$0.00	\$0.00	\$0.00	\$0.00	\$0.00
Measure Z-Capital Funds							
Measure Z Capital Income	\$0.00	\$0.00	\$0.00	\$83,343.85	\$0.00	\$0.00	\$809,685.00
Measure Z Capital Income-Res	\$0.00	\$0.00	\$0.00	\$0.00	\$0.00	\$0.00	\$0.00
Total Measure Z-Capital Funds	\$0.00	\$0.00	\$0.00	\$83,343.85	\$0.00	\$0.00	\$809,685.00
Measure Z Operating Funds							
Measure Z Operating Income	\$4,442,222.00	\$347,335.00	\$0.00	\$10.00	\$2,568,442.00	\$0.00	\$2,267,139.64
Measure Z Operating Income-Administrative	\$0.00	\$0.00	\$0.00	\$0.00	\$0.00	\$0.00	\$0.00
Measure Z Operating Income-Res	\$0.00	\$0.00	\$0.00	\$0.00	\$0.00	\$0.00	\$0.00
Transfer to/from Related Org							
Transfer to/from Related Organization	\$0.00	\$0.00	\$0.00	\$0.00	\$0.00	\$0.00	\$0.00
Transfer to/from Related Organization-R	\$0.00	\$0.00	\$0.00	\$0.00	\$0.00	\$0.00	\$0.00
Transfer to/from Related Organization-P	\$0.00	\$0.00	\$0.00	\$0.00	\$0.00	\$0.00	\$0.00
Total Transfer to/from Related Org	\$0.00	\$0.00	\$0.00	\$0.00	\$0.00	\$0.00	\$0.00

# Fresno's Chaffee Zoo Corporation

## Income Statement

✓ Ties to General Ledger

July 2018

	2018 Budget	July Budget	July Measure Z	July Actual	YTD Budget	YTD Measure Z	YTD Actual
Total Measure Z Operating Funds	\$4,442,222.00	\$347,335.00	\$0.00	\$10.00	\$2,568,442.00	\$0.00	\$2,267,139.64
<b>TOTAL REVENUE</b>	<b>\$15,626,530.00</b>	<b>\$1,112,684.18</b>	<b>\$0.00</b>	<b>\$928,496.37</b>	<b>\$8,737,994.82</b>	<b>\$0.00</b>	<b>\$9,720,391.13</b>
<b>EXPENSES</b>							
<b>OPERATING EXPENSES</b>							
<b>Personnel Expenses</b>							
Administration							
Benefits-General	\$0.00	\$0.00	\$0.00	\$0.00	\$0.00	\$0.00	\$0.00
Benefits-Administration	\$130,004.14	\$10,135.12	\$0.00	\$679.08	\$74,254.44	\$0.00	\$68,311.95
Payroll Taxes	\$0.00	\$0.00	\$0.00	\$0.00	\$0.00	\$0.00	\$0.00
Payroll Taxes-Administration	\$64,335.41	\$5,015.59	\$0.00	\$3,676.73	\$36,746.45	\$0.00	\$34,317.26
Retirement Contribution-General	\$0.00	\$0.00	\$0.00	\$0.00	\$0.00	\$0.00	\$0.00
Retirement Contribution-Administration	\$18,082.91	\$1,409.74	\$0.00	\$1,071.49	\$10,328.41	\$0.00	\$8,525.64
Salaries-General	\$0.00	\$0.00	\$0.00	\$0.00	\$0.00	\$0.00	\$0.00
Salaries-Administration	\$885,444.24	\$69,029.23	\$0.00	\$63,040.95	\$505,739.19	\$0.00	\$466,387.79
Workers Comp-General	\$0.00	\$0.00	\$0.00	\$0.00	\$0.00	\$0.00	\$0.00
Workers Comp-Administration	\$5,675.31	\$442.45	\$0.00	\$403.21	\$3,241.56	\$0.00	(\$283.71)
Total Administration	\$1,103,542.01	\$86,032.13	\$0.00	\$68,871.46	\$630,310.05	\$0.00	\$577,258.93
Animal							
Benefits-Animal	\$390,431.59	\$30,063.23	✓ \$3,703.21	\$3,703.21	\$225,279.01	\$249,462.61	\$249,462.61
Payroll Taxes-Animal	\$174,076.55	\$13,403.89	✓ \$13,771.48	\$13,771.48	\$100,442.14	\$104,257.06	\$104,257.06
Retirement Contribution-Animal	\$52,887.12	\$4,072.31	✓ \$4,796.25	\$4,796.25	\$30,515.86	\$37,401.55	\$37,401.55
Salaries-Animal	\$2,397,736.52	\$184,772.04	✓ \$181,077.61	\$181,077.61	\$1,382,687.35	\$1,370,863.80	\$1,370,863.80
Workers Comp-Animal	\$194,784.22	\$14,998.38	✓ \$16,486.73	\$16,486.73	\$112,390.47	\$113,249.05	\$113,249.05
Total Animal	\$3,209,916.00	\$247,309.85	\$219,835.28 2 /	\$219,835.28	\$1,851,314.83	\$1,875,234.07	\$1,875,234.07
Education							
Benefits-Education	\$74,068.36	\$5,703.26	\$0.00	\$929.28	\$42,737.42	\$0.00	\$54,829.86
Benefits-Volunteer	\$0.00	\$0.00	\$0.00	\$0.00	\$0.00	\$0.00	\$0.00

**Fresno's Chaffee Zoo Corporation**  
**Income Statement**  
July 2018

	2018 Budget	July Budget	July Measure Z	July Actual	YTD Budget	YTD Measure Z	YTD Actual
Payroll Taxes-Education	\$67,653.89	\$5,209.35	\$0.00	\$5,287.37	\$39,036.29	\$0.00	\$38,821.80
Payroll Taxes-Volunteer	\$0.00	\$0.00	\$0.00	\$0.00	\$0.00	\$0.00	\$0.00
Retirement Contribution-Education	\$9,511.43	\$732.38	\$0.00	\$768.70	\$5,488.09	\$0.00	\$5,279.90
Salaries-Education	\$749,089.21	\$57,679.87	\$0.00	\$69,301.92	\$432,224.47	\$0.00	\$499,553.01
Salaries-Volunteer	\$0.00	\$0.00	\$0.00	\$0.00	\$0.00	\$0.00	\$0.00
Workers Comp-Education	\$60,881.11	\$4,687.85	\$0.00	\$5,531.52	\$35,128.38	\$0.00	\$36,585.35
Workers Comp-Volunteer	\$0.00	\$0.00	\$0.00	\$0.00	\$0.00	\$0.00	\$0.00
Total Education	\$961,204.00	\$74,012.71	\$0.00	\$81,818.79	\$554,614.65	\$0.00	\$635,069.92
Maintenance/Horticulture							
Benefits-Maintenance	\$93,353.70	\$7,188.23	\$0.00	\$1,011.24	\$53,865.06	\$0.00	\$59,696.68
Benefits-Horticulture	\$58,480.33	\$4,502.99	\$0.00	\$311.04	\$33,743.13	\$0.00	\$30,798.70
Payroll Taxes-Maintenance	\$33,461.66	\$2,576.55	\$0.00	\$2,481.88	\$19,307.37	\$0.00	\$17,792.31
Payroll Taxes-Horticulture	\$18,563.36	\$1,429.38	\$0.00	\$1,200.79	\$10,711.05	\$0.00	\$9,181.44
Retirement Contribution-Maintenance	\$5,011.40	\$385.88	\$0.00	\$713.10	\$2,891.57	\$0.00	\$5,275.62
Retirement Contribution-Horticulture	\$4,457.29	\$343.21	\$0.00	\$114.18	\$2,571.85	\$0.00	\$1,387.61
Salaries-Maintenance	\$393,266.43	\$30,281.52	\$0.00	\$32,542.00	\$226,914.71	\$0.00	\$233,279.14
Salaries-Horticulture	\$247,411.43	\$19,050.68	\$0.00	\$15,696.62	\$142,756.39	\$0.00	\$120,019.06
Workers Comp-Maintenance	\$31,791.81	\$2,447.97	\$0.00	\$2,979.07	\$18,343.87	\$0.00	\$19,720.41
Workers Comp-Horticulture	\$21,087.59	\$1,623.74	\$0.00	\$1,448.31	\$12,167.51	\$0.00	\$10,147.85
Total Maintenance/Horticulture	\$906,885.00	\$69,830.15	\$0.00	\$58,498.23	\$523,272.51	\$0.00	\$507,298.82
Mem/Dev/Marketing							
Benefits-Marketing	\$30,279.06	\$2,331.49	\$0.00	\$280.08	\$17,471.01	\$0.00	\$5,528.88
Benefits-Membership	\$15,112.98	\$1,163.70	\$0.00	\$0.00	\$8,720.19	\$0.00	\$6,494.14
Benefits-Development	\$19,252.17	\$1,482.42	\$0.00	\$109.60	\$11,108.49	\$0.00	\$10,752.30
Benefits-Special Event	\$32,800.31	\$2,525.62	\$0.00	\$459.88	\$18,925.76	\$0.00	\$14,937.93
Payroll Taxes-Marketing	\$10,362.04	\$797.88	\$0.00	\$796.60	\$5,978.89	\$0.00	\$5,724.88
Payroll Taxes-Membership	\$8,357.74	\$643.55	\$0.00	\$735.39	\$4,822.40	\$0.00	\$5,520.70
Payroll Taxes-Development	\$8,336.95	\$641.95	\$0.00	\$703.48	\$4,810.40	\$0.00	\$4,985.48
Payroll Taxes-Special Events	\$18,358.32	\$1,413.59	\$0.00	\$1,681.91	\$10,592.75	\$0.00	\$12,860.46



# Fresno's Chaffee Zoo Corporation

## Income Statement

✓ Ties to General Ledger

July 2018

	2018 Budget	July Budget	July Measure Z	July Actual	YTD Budget	YTD Measure Z	YTD Actual
Retirement Contribution-Marketing	\$4,383.69	\$337.54	\$0.00	\$343.60	\$2,529.36	\$0.00	\$2,413.09
Retirement Contribution-Membership	\$3,985.10	\$306.85	\$0.00	\$293.80	\$2,299.39	\$0.00	\$1,994.72
Retirement Contribution-Development	\$3,947.33	\$303.94	\$0.00	\$404.11	\$2,277.58	\$0.00	\$2,724.62
Retirement Contribution-Special Event	\$2,842.25	\$218.85	\$0.00	\$227.87	\$1,639.96	\$0.00	\$2,595.79
Salaries-Marketing	\$140,211.85	\$10,796.31	\$0.00	\$10,412.37	\$80,902.22	\$0.00	\$74,829.76
Salaries-Membership	\$112,501.84	\$8,662.64	\$0.00	\$9,617.21	\$64,913.55	\$0.00	\$72,189.47
Salaries-Development	\$118,968.03	\$9,160.54	\$0.00	\$9,332.94	\$68,644.55	\$0.00	\$66,145.08
Salaries-Special Events	\$252,426.24	\$19,436.82	\$0.00	\$22,003.58	\$145,649.94	\$0.00	\$164,089.62
Workers Comp-Marketing	\$1,208.44	\$93.05	\$0.00	\$68.62	\$697.27	\$0.00	(\$40.06)
Workers Comp-Membership	\$697.57	\$53.71	\$0.00	\$56.73	\$402.48	\$0.00	\$7.45
Workers Comp-Development	\$701.20	\$53.99	\$0.00	\$66.03	\$404.58	\$0.00	(\$88.80)
Workers Comp-Special Events	\$20,558.68	\$1,583.02	\$0.00	\$1,356.68	\$11,862.35	\$0.00	\$11,836.09
Total Mem/Dev/Marketing	\$805,291.79	\$62,007.46	\$0.00	\$58,950.48	\$464,653.12	\$0.00	\$465,501.60
Operations							
Benefits-Operations	\$14,322.00	\$1,102.79	\$0.00	\$147.40	\$8,263.77	\$0.00	\$8,071.38
Payroll Taxes-Operations	\$6,061.47	\$466.73	\$0.00	\$433.36	\$3,497.45	\$0.00	\$3,231.80
Retirement Contribution-Operations	\$3,323.31	\$255.89	\$0.00	\$233.66	\$1,917.52	\$0.00	\$1,742.91
Salaries-Operations	\$87,419.01	\$6,731.26	\$0.00	\$5,754.88	\$50,440.75	\$0.00	\$42,928.73
Workers Comp-Operations	\$7,108.21	\$547.33	\$0.00	\$539.78	\$4,101.42	\$0.00	\$3,667.02
Total Operations	\$118,234.00	\$9,104.00	\$0.00	\$7,109.08	\$68,220.91	\$0.00	\$59,641.84
Veterinary							
Benefits-Veterinary	\$43,407.26	\$3,342.36	✓ \$394.36	\$394.36	\$25,045.99	\$26,054.00	\$26,054.00
Payroll Taxes-Veterinary	\$21,768.44	\$1,676.17	✓ \$1,680.20	\$1,680.20	\$12,560.39	\$9,770.31	\$9,770.31
Retirement Contribution-Veterinary	\$6,663.95	\$533.12	✓ \$386.45	\$386.45	\$3,698.48	\$2,784.05	\$2,784.05
Salaries-Veterinary	\$267,558.73	\$20,602.02	✓ \$22,050.01	\$22,050.01	\$154,381.37	\$124,352.36	\$124,352.36
Workers Comp-Veterinary	\$23,407.62	\$1,802.39	✓ \$2,050.16	\$2,050.16	\$13,506.18	\$10,494.13	\$10,494.13
Total Veterinary	\$362,806.00	\$27,956.06	\$26,561.18 2/	\$26,561.18	\$209,192.41	\$173,454.85	\$173,454.85
Visitor Services							

**Fresno's Chaffee Zoo Corporation**  
**Income Statement**  
July 2018

	2018 Budget	July Budget	July Measure Z	July Actual	YTD Budget	YTD Measure Z	YTD Actual
Benefits-Security	\$39,341.51	\$3,029.30	\$0.00	\$277.92	\$22,700.04	\$0.00	\$13,132.51
Benefits-Visitor Services	\$24,491.99	\$1,885.88	\$0.00	\$412.76	\$14,131.86	\$0.00	\$32,955.57
Payroll Taxes-Security	\$44,777.56	\$3,447.87	\$0.00	\$1,803.35	\$25,836.64	\$0.00	\$12,052.24
Payroll Taxes-Visitor Services	\$14,875.56	\$1,145.42	\$0.00	\$1,879.40	\$8,583.19	\$0.00	\$16,601.37
Retirement Contribution-Security	\$5,770.11	\$444.30	\$0.00	\$303.73	\$3,329.35	\$0.00	\$1,802.73
Retirement Contribution-Visitor Services	\$2,942.64	\$226.58	\$0.00	\$391.80	\$1,697.88	\$0.00	\$3,098.76
Salaries-Security	\$414,469.10	\$31,914.12	\$0.00	\$23,577.43	\$239,148.67	\$0.00	\$157,631.88
Salaries-Visitor Services	\$204,007.41	\$15,708.57	\$0.00	\$24,833.54	\$117,712.27	\$0.00	\$218,136.95
Workers Comp-Security	\$34,829.61	\$2,681.88	\$0.00	\$2,160.24	\$20,096.68	\$0.00	\$13,083.74
Workers Comp-Visitor Services	\$16,851.53	\$1,297.57	\$0.00	\$2,297.10	\$9,723.32	\$0.00	\$18,528.41
<b>Total</b>	<b>\$802,357.02</b>	<b>\$61,781.49</b>	<b>\$0.00</b>	<b>\$57,937.27</b>	<b>\$462,959.90</b>	<b>\$0.00</b>	<b>\$487,024.16</b>
<b>Total Personnel Expenses</b>	<b>\$8,270,235.82</b>	<b>\$638,033.85</b>	<b>\$246,396.46</b>	<b>\$579,581.77</b>	<b>\$4,764,538.38</b>	<b>\$2,048,688.92</b>	<b>\$4,780,484.19</b>
<b>Other Expenses</b>							
Advertising							
Advertising	\$0.00	\$0.00	\$0.00	\$0.00	\$0.00	\$0.00	\$0.00
Advertising-Marketing	\$375,600.00	\$31,300.00	\$0.00	\$38,975.13	\$219,100.00	\$0.00	\$118,400.60
Advertising-Membership	\$900.00	\$75.00	\$0.00	\$0.00	\$525.00	\$0.00	\$394.25
Advertising-Development	\$1,600.00	\$133.33	\$0.00	\$0.00	\$933.31	\$0.00	\$0.00
Advertising-Special Events	\$9,400.00	\$441.67	\$0.00	\$0.00	\$3,191.65	\$0.00	\$74.08
Advertising-Education	\$9,000.00	\$750.00	\$0.00	\$1,000.00	\$5,250.00	\$0.00	\$5,712.00
Advertising-Visitor Services	\$0.00	\$0.00	\$0.00	\$0.00	\$0.00	\$0.00	\$0.00
Advertising-Administration	\$1,200.00	\$100.00	\$0.00	\$0.00	\$700.00	\$0.00	\$0.00
Advertising-Information Technology	\$0.00	\$0.00	\$0.00	\$0.00	\$0.00	\$0.00	\$0.00
<b>Total Advertising</b>	<b>\$397,700.00</b>	<b>\$32,800.00</b>	<b>\$0.00</b>	<b>\$39,975.13</b>	<b>\$229,699.96</b>	<b>\$0.00</b>	<b>\$124,580.93</b>
Animal Services							
Animal Acquisitions	\$0.00	\$0.00	\$0.00	\$0.00	\$0.00	\$0.00	\$0.00
Animal Acquisitions-Animal	\$7,000.00	\$539.00	\$0.00	\$37,650.00	\$4,039.00	\$0.00	\$37,650.00
Animal Acquisitions-Education	\$0.00	\$0.00	\$0.00	\$0.00	\$0.00	\$0.00	\$0.00
Animal Enrichments	\$0.00	\$0.00	\$0.00	\$0.00	\$0.00	\$0.00	\$0.00

# Fresno's Chaffee Zoo Corporation

## Income Statement

### July 2018

	2018 Budget	July Budget	July Measure Z	July Actual	YTD Budget	YTD Measure Z	YTD Actual
Animal Enrichments-Animal	\$7,000.00	\$583.33	\$0.00	\$513.50	\$4,083.31	\$0.00	\$4,420.28
Animal Feed	\$0.00	\$0.00	\$0.00	\$0.00	\$0.00	\$0.00	\$0.00
Animal Feed-Animal	\$420,000.00	\$35,000.00	\$31,328.73	\$31,328.73	\$245,000.00	\$220,644.01	\$220,644.01
Animal Feed-Education	\$20,000.00	\$1,666.67	\$0.00	\$2,352.85	\$11,666.65	\$0.00	\$12,886.95
Animal Shipping (Only)	\$0.00	\$0.00	\$0.00	\$0.00	\$0.00	\$0.00	\$0.00
Animal Shipping-Animal	\$105,000.00	\$5,000.00	\$0.00	\$2,116.86	\$76,500.00	\$0.00	\$19,142.06
Antivenin	\$0.00	\$0.00	\$0.00	\$0.00	\$0.00	\$0.00	\$0.00
Antivenin-Animal	\$3,000.00	\$250.00	\$0.00	\$0.00	\$1,750.00	\$0.00	\$43.27
Total Animal Services	\$562,000.00	\$43,039.00	\$31,328.73	2/ \$73,961.94	\$343,038.96	\$220,644.01	\$294,786.57
Computer/Software							
Computer Maint Agrmt	\$2,600.00	\$216.67	\$0.00	\$428.50	\$1,516.65	\$0.00	\$857.00
Computer Maint Agrmt-Maintenance	\$6,500.00	\$541.67	\$0.00	\$0.00	\$3,791.65	\$0.00	\$0.00
Computer Maint Agrmt-Animals	\$0.00	\$0.00	\$0.00	\$0.00	\$0.00	\$0.00	\$0.00
Computer Maint Agrmt-Marketing	\$0.00	\$0.00	\$0.00	\$0.00	\$0.00	\$0.00	\$2,800.00
Computer Maint Agrmt-Membership	\$10,600.00	\$883.33	\$0.00	\$196.00	\$6,183.31	\$0.00	\$1,176.00
Computer Maint Agrmt-Special Events	\$0.00	\$0.00	\$0.00	\$65.33	\$0.00	\$0.00	\$391.98
Computer Maint Agrmt-Education	\$4,200.00	\$350.00	\$0.00	\$261.32	\$2,450.00	\$0.00	\$1,567.92
Computer Maint Agrmt-Volunteer	\$0.00	\$0.00	\$0.00	\$0.00	\$0.00	\$0.00	\$0.00
Computer Maint Agrmt-Security	\$0.00	\$0.00	\$0.00	\$0.00	\$0.00	\$0.00	\$0.00
Computer Maint Agrmt-Visitor Services	\$20,000.00	\$1,666.67	\$0.00	\$653.32	\$11,666.65	\$0.00	\$5,095.89
Computer Maint Agrmt-Administration	\$8,750.00	\$729.17	\$0.00	\$1,135.14	\$5,104.15	\$0.00	\$7,945.98
Computer Maint Agrmt-Human Resourc	\$6,000.00	\$500.00	\$0.00	\$0.00	\$3,500.00	\$0.00	\$6,650.00
Computer Maint Agrmt-Finance	\$0.00	\$0.00	\$0.00	\$0.00	\$0.00	\$0.00	\$0.00
Computer Hardware	\$3,500.00	\$291.67	\$0.00	\$4,443.44	\$2,041.65	\$0.00	\$4,744.79
Computer Hardware-Maintenance	\$1,500.00	\$0.00	\$0.00	\$0.00	\$1,500.00	\$0.00	\$0.00
Computer Hardware-Horiculture	\$0.00	\$0.00	\$0.00	\$0.00	\$0.00	\$0.00	\$0.00
Computer Hardware-Animal	\$2,000.00	\$166.67	\$0.00	\$742.58	\$1,166.65	\$0.00	\$1,877.06
Computer Hardware-Marketing	\$6,000.00	\$500.00	\$0.00	\$0.00	\$3,500.00	\$0.00	\$0.00
Computer Hardware-Membership	\$1,000.00	\$83.33	\$0.00	\$0.00	\$583.31	\$0.00	\$0.00
Computer Hardware-Development	\$500.00	\$41.67	\$0.00	\$0.00	\$291.65	\$0.00	\$0.00

**Fresno's Chaffee Zoo Corporation**  
**Income Statement**  
July 2018

	2018 Budget	July Budget	July Measure Z	July Actual	YTD Budget	YTD Measure Z	YTD Actual
Computer Hardware-Special Events	\$0.00	\$0.00	\$0.00	\$0.00	\$0.00	\$0.00	\$0.00
Computer Hardware-Education	\$3,000.00	\$250.00	\$0.00	\$1,081.22	\$1,750.00	\$0.00	\$1,102.80
Computer Hardware-Volunteer	\$1,000.00	\$83.33	\$0.00	\$0.00	\$583.31	\$0.00	\$0.00
Computer Hardware-Veterinary	\$0.00	\$0.00	\$0.00	\$155.47	\$0.00	\$0.00	\$590.04
Computer Hardware-Security	\$0.00	\$0.00	\$0.00	\$0.00	\$0.00	\$0.00	\$0.00
Computer Hardware-Visitor Services	\$1,000.00	\$83.33	\$0.00	\$0.00	\$583.31	\$0.00	\$0.00
Computer Hardware-Administration	\$2,500.00	\$208.33	\$0.00	\$0.00	\$1,458.31	\$0.00	\$614.33
Computer Hardware-Human Resources	\$2,500.00	\$0.00	\$0.00	\$323.82	\$2,500.00	\$0.00	\$1,245.16
Computer Hardware	\$0.00	\$0.00	\$0.00	\$0.00	\$0.00	\$0.00	\$724.27
Computer Software/Supplies	\$3,000.00	\$250.00	\$0.00	\$0.00	\$1,750.00	\$0.00	\$250.00
Computer Software/Supplies-Maintenan	\$10,000.00	\$833.33	\$0.00	\$0.00	\$5,833.31	\$0.00	\$0.00
Computer Software/Supplies-Horticultur	\$0.00	\$0.00	\$0.00	\$0.00	\$0.00	\$0.00	\$0.00
Computer Software/Supplies-Animal	\$1,000.00	\$83.33	\$0.00	\$0.00	\$583.31	\$0.00	\$247.50
Computer Software/Supplies-Marketing	\$3,000.00	\$250.00	\$0.00	\$0.00	\$1,750.00	\$0.00	\$0.00
Computer Software/Supplies-Membersh	\$600.00	\$50.00	\$0.00	\$0.00	\$350.00	\$0.00	\$0.00
Computer Software/Supplies-Developme	\$1,500.00	\$125.00	\$0.00	\$0.00	\$875.00	\$0.00	\$0.00
Computer Software/Supplies-Education	\$900.00	\$75.00	\$0.00	\$0.00	\$525.00	\$0.00	\$387.99
Computer Software/Supplies-Volunteer	\$700.00	\$58.33	\$0.00	\$0.00	\$408.31	\$0.00	\$0.00
Computer Software/Supplies-Veterinary	\$2,000.00	\$166.67	\$0.00	\$0.00	\$1,166.65	\$0.00	\$36.39
Computer Software/Supplies-Security	\$1,500.00	\$125.00	\$0.00	\$0.00	\$875.00	\$0.00	\$0.00
Computer Software/Supplies-Visitor Sen	\$420.00	\$35.00	\$0.00	\$0.00	\$245.00	\$0.00	(\$166.50)
Computer Software/Supplies-Administra	\$16,000.00	\$0.00	\$0.00	\$0.00	\$8,000.00	\$0.00	\$8,658.00
Computer Software/Supplies-Human Re:	\$4,000.00	\$0.00	\$0.00	\$0.00	\$4,000.00	\$0.00	\$900.00
Total Computer/Software	\$127,770.00	\$8,647.50	\$0.00	\$9,486.14	\$76,532.18	\$0.00	\$47,696.60
Conservation							
Conservation	\$0.00	\$0.00	\$0.00	\$0.00	\$0.00	\$0.00	\$0.00
Conservation-Animal	\$250,000.00	\$20,833.33	\$0.00	\$0.00	\$145,833.31	\$0.00	\$0.00
Conservation-Development	\$0.00	\$0.00	\$0.00	\$0.00	\$0.00	\$0.00	\$0.00
Conservation-Education	\$0.00	\$0.00	\$0.00	\$0.00	\$0.00	\$0.00	\$0.00
Total Conservation	\$250,000.00	\$20,833.33	\$0.00	\$0.00	\$145,833.31	\$0.00	\$0.00

**Fresno's Chaffee Zoo Corporation**  
**Income Statement**  
July 2018

	2018 Budget	July Budget	July Measure Z	July Actual	YTD Budget	YTD Measure Z	YTD Actual
Contracted Services							
Consultant Fees	\$4,000.00	\$333.33	\$0.00	(\$12,592.50)	\$2,333.31	\$0.00	\$0.00
Consultant Fees-Maintenance	\$0.00	\$0.00	\$0.00	\$0.00	\$0.00	\$0.00	\$2,325.00
Consultant Fees-Horticulture	\$10,500.00	\$875.00	\$0.00	\$0.00	\$6,125.00	\$0.00	\$630.00
Consultant Fees-Animal	\$15,000.00	\$1,250.00	\$0.00	\$1,321.19	\$8,750.00	\$0.00	\$2,821.19
Consultant Fees-Special Events	\$0.00	\$0.00	\$0.00	\$0.00	\$0.00	\$0.00	\$0.00
Consultant Fees-Education	\$1,000.00	\$83.33	\$0.00	\$0.00	\$583.31	\$0.00	\$0.00
Consultant Fees-Veterinary	\$15,000.00	\$1,250.00	\$0.00	\$0.00	\$8,750.00	\$0.00	\$3,586.12
Consultant Fees-Security	\$0.00	\$0.00	\$0.00	\$0.00	\$0.00	\$0.00	\$0.00
Consultant Fees-Visitor Services	\$0.00	\$0.00	\$0.00	\$0.00	\$0.00	\$0.00	\$0.00
Consultant Fees-Administration	\$0.00	\$0.00	\$0.00	\$0.00	\$0.00	\$0.00	\$0.00
Consultant Fees-Human Resources	\$0.00	\$0.00	\$0.00	\$1,892.47	\$0.00	\$0.00	\$3,447.96
Consultant Fees-Capital Projects	\$0.00	\$0.00	\$0.00	\$0.00	\$0.00	\$0.00	\$0.00
Contracted Services	\$30,000.00	\$1,000.00	\$0.00	\$21,390.00	\$25,000.00	\$0.00	\$21,390.00
Contracted Services-Maintenance	\$60,000.00	\$5,000.00	\$0.00	\$136.40	\$35,000.00	\$0.00	\$13,884.18
Contracted Services-Horticulture	\$15,000.00	\$1,250.00	\$0.00	\$562.50	\$8,750.00	\$0.00	\$22,372.80
Contracted Services-Animal	\$20,000.00	\$1,666.67	\$0.00	\$338.00	\$11,666.65	\$0.00	\$4,163.23
Contracted Services-Marketing	\$27,850.00	\$2,320.83	\$0.00	(\$247.35)	\$16,245.81	\$0.00	\$8,165.73
Contracted Services-Membership	\$9,500.00	\$791.67	\$0.00	\$326.00	\$5,541.65	\$0.00	\$2,668.53
Contracted Services-Development	\$0.00	\$0.00	\$0.00	\$111.44	\$0.00	\$0.00	\$111.44
Contracted Services-Special Events	\$53,800.00	\$625.00	\$0.00	\$2,969.00	\$12,874.96	\$0.00	\$23,617.83
Contracted Services-Education	\$3,000.00	\$250.00	\$0.00	\$52.64	\$1,750.00	\$0.00	\$1,092.80
Contracted Services-Volunteer	\$0.00	\$0.00	\$0.00	\$0.00	\$0.00	\$0.00	\$0.00
Contracted Services-Veterinary	\$0.00	\$0.00	\$0.00	\$2,948.90	\$0.00	\$0.00	\$23,613.27
Contracted Services-Security	\$4,000.00	\$333.33	\$0.00	\$785.52	\$2,333.31	\$0.00	\$5,498.78
Contracted Services-Visitor Services	\$257,000.00	\$21,416.67	\$0.00	\$23,013.83	\$149,916.65	\$0.00	\$161,554.39
Contracted Services-Administration	\$1,600.00	\$133.33	\$0.00	\$8,028.89	\$933.31	\$0.00	\$8,559.20
Contracted Services-Information Techno	\$60,000.00	\$5,000.00	\$0.00	\$5,000.00	\$35,000.00	\$0.00	\$43,623.28
Contracted Services-Human Resources	\$3,750.00	\$0.00	\$0.00	\$0.00	\$250.00	\$0.00	\$250.00
Contracted Services-Capital Projects	\$0.00	\$0.00	\$0.00	\$0.00	\$0.00	\$0.00	\$0.00

**Fresno's Chaffee Zoo Corporation**  
**Income Statement**  
July 2018

	2018 Budget	July Budget	July Measure Z	July Actual	YTD Budget	YTD Measure Z	YTD Actual
Contracted Services-Operations	\$0.00	\$0.00	\$0.00	\$0.00	\$0.00	\$0.00	\$241.57
Security Services	\$0.00	\$0.00	\$0.00	\$0.00	\$0.00	\$0.00	\$0.00
Security Services-Maintenance	\$1,750.00	\$145.83	\$0.00	\$105.00	\$1,020.81	\$0.00	\$735.00
Security Services-Horticulture	\$0.00	\$0.00	\$0.00	\$0.00	\$0.00	\$0.00	\$0.00
Security Services-Animal	\$1,700.00	\$141.67	\$0.00	\$137.00	\$991.65	\$0.00	\$959.00
Security Services-Marketing	\$500.00	\$41.67	\$0.00	\$54.60	\$291.65	\$0.00	\$382.20
Security Services-Development	\$0.00	\$0.00	\$0.00	\$0.00	\$0.00	\$0.00	\$40.00
Security Services-Special Events	\$16,450.00	\$733.33	\$0.00	\$2,260.00	\$5,983.31	\$0.00	\$5,908.50
Security Services-Education	\$3,000.00	\$250.00	\$0.00	\$218.40	\$1,750.00	\$0.00	\$1,528.80
Security Services-Veterinary	\$1,800.00	\$150.00	\$0.00	\$126.00	\$1,050.00	\$0.00	\$882.00
Security Services-Security	\$6,100.00	\$508.33	\$0.00	\$540.00	\$3,558.31	\$0.00	\$1,620.00
Security Services-Visitor Services	\$9,200.00	\$766.67	\$0.00	\$2,052.00	\$5,366.65	\$0.00	\$7,264.00
Security Services-Administration	\$1,350.00	\$112.50	\$0.00	\$112.00	\$787.50	\$0.00	\$784.00
Total Contracted Services	<u>\$632,850.00</u>	<u>\$46,429.16</u>	<u>\$0.00</u>	<u>\$61,641.93</u>	<u>\$352,603.84</u>	<u>\$0.00</u>	<u>\$373,720.80</u>
Depreciation Expense							
Depreciation - Misc	\$0.00	\$0.00	\$0.00	\$0.00	\$0.00	\$0.00	\$0.00
Depreciation Land	\$0.00	\$0.00	\$0.00	\$0.00	\$0.00	\$0.00	\$0.00
Depreciation Grounds	\$0.00	\$0.00	\$0.00	\$0.00	\$0.00	\$0.00	\$0.00
Depreciation Exhibits	\$0.00	\$0.00	\$0.00	\$0.00	\$0.00	\$0.00	\$0.00
Depreciation Buildings and Structures	\$0.00	\$0.00	\$0.00	\$0.00	\$0.00	\$0.00	\$0.00
Depreciation Buildings and Structures-Animal	\$0.00	\$0.00	\$0.00	\$0.00	\$0.00	\$0.00	\$0.00
Depreciation Buildings and Structures-Education	\$4,000.00	\$333.33	\$0.00	\$290.50	\$2,333.31	\$0.00	\$2,033.50
Depreciation Buildings and Structures-Veterinary	\$10,000.00	\$833.33	\$0.00	\$725.21	\$5,833.31	\$0.00	\$5,076.47
Depreciation Furniture	\$0.00	\$0.00	\$0.00	\$0.00	\$0.00	\$0.00	\$0.00
Depreciation Vehicles	\$0.00	\$0.00	\$0.00	\$2,673.40	\$0.00	\$0.00	\$18,713.80
Depreciation Vehicles-Administration	\$0.00	\$0.00	\$0.00	\$0.00	\$0.00	\$0.00	\$0.00
Depreciation Zoo Equipment	\$0.00	\$0.00	\$0.00	\$0.00	\$0.00	\$0.00	\$0.00
Depreciation Zoo Equipment-Animal	\$0.00	\$0.00	\$0.00	\$0.00	\$0.00	\$0.00	\$0.00
Depreciation Zoo Equipment-Special Events	\$0.00	\$0.00	\$0.00	\$0.00	\$0.00	\$0.00	\$0.00
Depreciation Zoo Equipment-Education	\$0.00	\$0.00	\$0.00	\$0.00	\$0.00	\$0.00	\$0.00

**Fresno's Chaffee Zoo Corporation**  
**Income Statement**  
July 2018

	2018 Budget	July Budget	July Measure Z	July Actual	YTD Budget	YTD Measure Z	YTD Actual
Depreciation Zoo Equipment-Veterinary	\$0.00	\$0.00	\$0.00	\$0.00	\$0.00	\$0.00	\$0.00
Depreciation Zoo Equipment-Administra	\$450,000.00	\$37,500.00	\$0.00	\$34,977.61	\$262,500.00	\$0.00	\$244,843.27
Depreciation Sea Lion Cove	\$0.00	\$0.00	\$0.00	\$0.00	\$0.00	\$0.00	\$0.00
Depreciation - Utilities	\$0.00	\$0.00	\$0.00	\$0.00	\$0.00	\$0.00	\$0.00
Depreciation - African Adventure	\$0.00	\$0.00	\$0.00	\$0.00	\$0.00	\$0.00	\$0.00
Total Depreciation Expense	\$464,000.00	\$38,666.66	\$0.00	\$38,666.72	\$270,666.62	\$0.00	\$270,667.04
Dues							
Dues	\$37,000.00	\$3,083.33	\$0.00	\$1,642.17	\$21,583.31	\$0.00	\$15,141.19
Dues-Maintenance	\$0.00	\$0.00	\$0.00	\$0.00	\$0.00	\$0.00	\$0.00
Dues-Horticulture	\$350.00	\$29.17	\$0.00	\$0.00	\$204.15	\$0.00	\$0.00
Dues-Animal	\$1,000.00	\$83.33	\$0.00	\$0.00	\$583.31	\$0.00	\$0.00
Dues-Marketing	\$1,000.00	\$83.33	\$0.00	\$0.00	\$583.31	\$0.00	\$377.50
Dues-Membership	\$0.00	\$0.00	\$0.00	\$0.00	\$0.00	\$0.00	\$0.00
Dues-Development	\$0.00	\$0.00	\$0.00	\$2,154.10	\$0.00	\$0.00	\$2,154.10
Dues-Special Events	\$120.00	\$10.00	\$0.00	\$0.00	\$70.00	\$0.00	\$0.00
Dues-Education	\$200.00	\$16.67	\$0.00	\$0.00	\$116.65	\$0.00	\$80.00
Dues-Volunteer	\$50.00	\$4.17	\$0.00	\$0.00	\$29.15	\$0.00	\$48.00
Dues-Veterinary	\$2,800.00	\$0.00	\$0.00	\$0.00	\$2,050.00	\$0.00	\$1,294.00
Dues-Security	\$0.00	\$0.00	\$0.00	\$0.00	\$0.00	\$0.00	\$0.00
Dues-Visitor Services	\$5,500.00	\$458.33	\$0.00	\$0.00	\$3,208.31	\$0.00	\$4,818.36
Dues-Administration	\$2,500.00	\$208.33	\$0.00	\$0.00	\$1,458.31	\$0.00	\$767.00
Dues-Human Resources	\$400.00	\$0.00	\$0.00	\$0.00	\$0.00	\$0.00	\$0.00
Dues-Operations	\$150.00	\$12.50	\$0.00	\$0.00	\$87.50	\$0.00	\$0.00
Total Dues	\$51,070.00	\$3,989.16	\$0.00	\$3,796.27	\$29,974.00	\$0.00	\$24,680.15
Equipment							
Equipment Lease/Rental	\$0.00	\$0.00	\$0.00	\$0.00	\$0.00	\$0.00	\$0.00
Equipment Lease/Rental-Maintenance	\$50,300.00	\$4,191.67	\$0.00	\$5,118.62	\$29,341.65	\$0.00	\$66,469.75
Equipment Lease/Rental-Horticulture	\$9,500.00	\$791.67	\$0.00	\$0.00	\$5,541.65	\$0.00	\$0.00
Equipment Lease/Rental-Animal	\$2,000.00	\$166.67	\$0.00	\$39.49	\$1,166.65	\$0.00	\$1,246.29

# Fresno's Chaffee Zoo Corporation

## Income Statement

July 2018

	2018 Budget	July Budget	July Measure Z	July Actual	YTD Budget	YTD Measure Z	YTD Actual
Equipment Lease/Rental-Marketing	\$14,000.00	\$1,166.67	\$0.00	\$0.00	\$8,166.65	\$0.00	\$0.00
Equipment Lease/Rental-Membership	\$2,300.00	\$191.67	\$0.00	\$384.90	\$1,341.65	\$0.00	\$1,539.35
Equipment Lease/Rental-Development	\$16,000.00	\$1,166.67	\$0.00	\$0.00	\$10,166.65	\$0.00	\$1,270.49
Equipment Lease/Rental-Special Events	\$65,300.00	\$3,866.67	\$0.00	\$1,573.99	\$22,466.65	\$0.00	\$14,150.75
Equipment Lease/Rental-Education	\$4,500.00	\$375.00	\$0.00	\$165.74	\$2,625.00	\$0.00	\$570.34
Equipment Lease/Rental-Veterinary	\$500.00	\$41.67	\$0.00	\$530.56	\$291.65	\$0.00	\$4,963.38
Equipment Lease/Rental-Security	\$2,500.00	\$208.33	\$0.00	\$0.00	\$1,458.31	\$0.00	\$6,376.25
Equipment Lease/Rental-Visitor Services	\$2,500.00	\$208.33	\$0.00	\$170.45	\$1,458.31	\$0.00	\$1,088.70
Equipment Lease/Rental-Administration	\$5,000.00	\$416.67	\$0.00	\$165.75	\$2,916.65	\$0.00	\$1,200.82
Equipment Lease/Rental-Capital Projects	\$0.00	\$0.00	\$0.00	\$0.00	\$0.00	\$0.00	\$0.00
Equipment Lease/Rental-Operations	\$700.00	\$58.33	\$0.00	\$39.50	\$408.31	\$0.00	\$77.00
Equipment Maintenance	\$0.00	\$0.00	\$0.00	\$0.00	\$0.00	\$0.00	\$252.48
Equipment Maintenance-Maintenance	\$0.00	\$0.00	\$0.00	\$199.54	\$0.00	\$0.00	\$10,124.18
Equipment Maintenance-Horticulture	\$3,000.00	\$250.00	\$0.00	\$0.00	\$1,750.00	\$0.00	\$0.00
Equipment Maintenance-Animal	\$4,000.00	\$333.33	\$0.00	\$0.00	\$2,333.31	\$0.00	\$169.73
Equipment Maintenance-Marketing	\$500.00	\$41.67	\$0.00	\$0.00	\$291.65	\$0.00	\$0.00
Equipment Maintenance-Membership	\$1,600.00	\$133.33	\$0.00	\$393.18	\$933.31	\$0.00	\$1,832.73
Equipment Maintenance-Development	\$4,500.00	\$375.00	\$0.00	\$0.00	\$2,625.00	\$0.00	\$490.94
Equipment Maintenance-Special Events	\$2,280.00	\$106.67	\$0.00	\$0.00	\$746.65	\$0.00	\$2,982.04
Equipment Maintenance-Education	\$1,000.00	\$83.33	\$0.00	\$295.26	\$583.31	\$0.00	\$1,631.27
Equipment Maintenance-Veterinary	\$0.00	\$0.00	\$0.00	\$0.00	\$0.00	\$0.00	\$0.00
Equipment Maintenance-Security	\$2,000.00	\$166.67	\$0.00	\$0.00	\$1,166.65	\$0.00	\$0.00
Equipment Maintenance-Visitor Services	\$3,000.00	\$250.00	\$0.00	\$405.55	\$1,750.00	\$0.00	\$2,083.00
Equipment Maintenance-Administration	\$0.00	\$0.00	\$0.00	\$375.77	\$0.00	\$0.00	\$2,255.50
Equipment Maintenance-Operations	\$0.00	\$0.00	\$0.00	\$0.00	\$0.00	\$0.00	\$110.20
Equipment Purchases	\$0.00	\$0.00	\$0.00	\$0.00	\$0.00	\$0.00	\$0.00
Equipment Purchases-Maintenance	\$2,000.00	\$166.67	\$0.00	\$0.00	\$1,166.65	\$0.00	\$0.00
Equipment Purchases-Horticulture	\$5,000.00	\$416.67	\$0.00	\$0.00	\$2,916.65	\$0.00	\$0.00
Equipment Purchases-Animal	\$15,000.00	\$1,250.00	\$0.00	\$157.57	\$8,750.00	\$0.00	\$2,241.20
Equipment Purchases-Marketing	\$1,000.00	\$83.33	\$0.00	\$0.00	\$583.31	\$0.00	\$0.00
Equipment Purchases-Membership	\$2,300.00	\$191.67	\$0.00	\$0.00	\$1,341.65	\$0.00	\$0.00



**Fresno's Chaffee Zoo Corporation**  
**Income Statement**  
July 2018

	2018 Budget	July Budget	July Measure Z	July Actual	YTD Budget	YTD Measure Z	YTD Actual
Equipment Purchases-Development	\$0.00	\$0.00	\$0.00	\$0.00	\$0.00	\$0.00	\$0.00
Equipment Purchases-Special Events	\$24,000.00	\$666.67	\$0.00	\$0.00	\$4,666.65	\$0.00	\$3,046.56
Equipment Purchases-Education	\$3,500.00	\$291.67	\$0.00	\$0.00	\$2,041.65	\$0.00	\$1,689.16
Equipment Purchases-Veterinary	\$6,000.00	\$500.00	\$0.00	\$538.15	\$3,500.00	\$0.00	\$1,056.96
Equipment Purchases-Security	\$3,000.00	\$250.00	\$0.00	\$0.00	\$1,750.00	\$0.00	\$0.00
Equipment Purchases-Visitor Services	\$23,775.00	\$1,981.25	\$0.00	\$0.00	\$13,868.75	\$0.00	\$3,906.85
Equipment Purchases-Administration	\$0.00	\$0.00	\$0.00	\$0.00	\$0.00	\$0.00	\$0.00
Equipment Purchases-Operations	\$0.00	\$0.00	\$0.00	\$0.00	\$0.00	\$0.00	\$0.00
Trailer Rental-General	\$23,000.00	\$1,916.67	\$0.00	\$1,472.73	\$13,416.65	\$0.00	\$14,529.00
<b>Total Equipment</b>	<b>\$305,555.00</b>	<b>\$22,304.62</b>	<b>\$0.00</b>	<b>\$12,026.75</b>	<b>\$153,531.62</b>	<b>\$0.00</b>	<b>\$147,354.92</b>
<b>Fleet</b>							
Fuel Surcharge	\$0.00	\$0.00	\$0.00	\$0.00	\$0.00	\$0.00	\$0.00
Fuel Surcharge-Marketing	\$0.00	\$0.00	\$0.00	\$0.00	\$0.00	\$0.00	\$0.00
Gasoline/Motor Oil/Fuel	\$0.00	\$0.00	\$0.00	\$0.00	\$0.00	\$0.00	\$0.00
Gasoline/Motor Oil/Fuel-Maintenance	\$5,000.00	\$416.67	\$0.00	\$284.75	\$2,916.65	\$0.00	\$8,288.98
Gasoline/Motor Oil/Fuel-Horticulture	\$2,200.00	\$183.33	\$0.00	\$0.00	\$1,283.31	\$0.00	\$0.00
Gasoline/Motor Oil/Fuel-Animal	\$1,000.00	\$83.33	\$0.00	\$0.00	\$583.31	\$0.00	\$53.65
Gasoline/Motor Oil/Fuel-Education	\$4,000.00	\$333.33	\$0.00	\$95.60	\$2,333.31	\$0.00	\$1,681.72
Gasoline/Motor Oil/Fuel-Veterinary	\$300.00	\$25.00	\$0.00	\$88.37	\$175.00	\$0.00	\$397.42
Gasoline/Motor Oil/Fuel-Visitor Services	\$0.00	\$0.00	\$0.00	\$0.00	\$0.00	\$0.00	\$0.00
Vehicle Rental	\$0.00	\$0.00	\$0.00	\$0.00	\$0.00	\$0.00	\$0.00
Vehicle Rental-Maintenance	\$0.00	\$0.00	\$0.00	\$0.00	\$0.00	\$0.00	\$0.00
Vehicle Rental-Development	\$0.00	\$0.00	\$0.00	\$0.00	\$0.00	\$0.00	\$0.00
Vehicle Repair and Maintenance	\$0.00	\$0.00	\$0.00	\$0.00	\$0.00	\$0.00	\$0.00
Vehicle Repair and Maintenance-Mainten	\$14,500.00	\$1,208.33	\$0.00	\$0.00	\$8,458.31	\$0.00	\$3,665.49
Vehicle Repair and Maintenance-Horticu	\$1,500.00	\$125.00	\$0.00	\$0.00	\$875.00	\$0.00	\$0.00
Vehicle Repair and Maintenance-Animal	\$4,000.00	\$333.33	\$0.00	\$0.00	\$2,333.31	\$0.00	\$0.00
Vehicle Repair and Maintenance-Market	\$0.00	\$0.00	\$0.00	\$0.00	\$0.00	\$0.00	\$0.00
Vehicle Repair and Maintenance-Develo	\$0.00	\$0.00	\$0.00	\$0.00	\$0.00	\$0.00	\$0.00
Vehicle Repair and Maintenance-Special	\$0.00	\$0.00	\$0.00	\$0.00	\$0.00	\$0.00	\$0.00

**Fresno's Chaffee Zoo Corporation**  
**Income Statement**  
July 2018

	2018 Budget	July Budget	July Measure Z	July Actual	YTD Budget	YTD Measure Z	YTD Actual
Vehicle Repair and Maintenance-Educati	\$1,000.00	\$83.33	\$0.00	\$104.99	\$583.31	\$0.00	\$104.99
Vehicle Repair and Maintenance-Veterin	\$0.00	\$0.00	\$0.00	\$0.00	\$0.00	\$0.00	\$0.00
Vehicle Repair and Maintenance-Security	\$3,000.00	\$250.00	\$0.00	\$0.00	\$1,750.00	\$0.00	\$0.00
Vehicle Repair and Maintenance-Admini	\$0.00	\$0.00	\$0.00	\$0.00	\$0.00	\$0.00	\$0.00
Vehicle License & Registration	\$0.00	\$0.00	\$0.00	\$0.00	\$0.00	\$0.00	\$0.00
Vehicle License & Registration-Maintena	\$2,600.00	\$216.67	\$0.00	\$0.00	\$1,516.65	\$0.00	\$789.00
Vehicle	\$0.00	\$0.00	\$0.00	\$0.00	\$0.00	\$0.00	\$0.00
Total Fleet	\$39,100.00	\$3,258.32	\$0.00	\$573.71	\$22,808.16	\$0.00	\$14,981.25
Food/Catering							
Food/Catering	\$1,500.00	\$125.00	\$0.00	\$0.00	\$875.00	\$0.00	\$103.66
Food/Catering-Maintenance	\$0.00	\$0.00	\$0.00	\$0.00	\$0.00	\$0.00	\$0.00
Food/Catering-Horticulture	\$0.00	\$0.00	\$0.00	\$0.00	\$0.00	\$0.00	\$0.00
Food/Catering-Animal	\$500.00	\$41.67	\$0.00	\$0.00	\$291.65	\$0.00	\$0.00
Food/Catering-Marketing	\$2,000.00	\$166.67	\$0.00	\$0.00	\$1,166.65	\$0.00	\$2,270.32
Food/Catering-Membership	\$0.00	\$0.00	\$0.00	\$0.00	\$0.00	\$0.00	\$0.00
Food/Catering-Development	\$18,650.00	\$1,000.00	\$0.00	\$0.00	\$13,650.00	\$0.00	\$2,459.53
Food/Catering-Special Events	\$283,950.00	\$22,437.50	\$0.00	\$11,611.17	\$161,762.46	\$0.00	\$190,920.04
Food/Catering-Education	\$7,000.00	\$583.33	\$0.00	\$774.98	\$4,083.31	\$0.00	\$2,668.79
Food/Catering-Volunteer	\$2,000.00	\$166.67	\$0.00	\$0.00	\$1,166.65	\$0.00	\$1,101.35
Food/Catering-Veterinary	\$0.00	\$0.00	\$0.00	\$0.00	\$0.00	\$0.00	\$0.00
Food/Catering-Visitor Services	\$0.00	\$0.00	\$0.00	\$0.00	\$0.00	\$0.00	\$0.00
Food/Catering-Administration	\$750.00	\$62.50	\$0.00	\$0.00	\$437.50	\$0.00	\$185.05
Food/Catering-Human Resources	\$23,900.00	\$200.00	\$0.00	\$157.36	\$7,200.00	\$0.00	\$2,059.10
Food/Catering-Capital Projects	\$0.00	\$0.00	\$0.00	\$0.00	\$0.00	\$0.00	\$0.00
Total Food/Catering	\$340,250.00	\$24,783.34	\$0.00	\$12,543.51	\$190,633.22	\$0.00	\$201,767.84
Insurance							
Insurance-Other	\$0.00	\$0.00	\$0.00	\$0.00	\$0.00	\$0.00	\$0.00
Liability Insurance	\$185,000.00	\$15,416.67	\$0.00	\$15,881.66	\$107,916.65	\$0.00	\$115,081.87
Liability Insurance-Administration	\$0.00	\$0.00	\$0.00	\$0.00	\$0.00	\$0.00	\$0.00

# Fresno's Chaffee Zoo Corporation

## Income Statement

July 2018

	2018 Budget	July Budget	July Measure Z	July Actual	YTD Budget	YTD Measure Z	YTD Actual
Property Insurance	\$0.00	\$0.00	\$0.00	\$0.00	\$0.00	\$0.00	\$0.00
Total Insurance	\$185,000.00	\$15,416.67	\$0.00	\$15,881.66	\$107,916.65	\$0.00	\$115,081.87
Miscellaneous Business							
Courier Services	\$0.00	\$0.00	\$0.00	\$0.00	\$0.00	\$0.00	\$0.00
Courier Services-Veterinary	\$300.00	\$0.00	\$0.00	\$0.00	\$200.00	\$0.00	\$91.77
Courier Services-Visitor Services	\$6,350.00	\$529.17	\$0.00	\$863.55	\$3,704.15	\$0.00	\$3,776.14
Courier Services-Administration	\$100.00	\$8.33	\$0.00	\$0.00	\$58.31	\$0.00	\$0.00
Mileage-Toll-Parking	\$0.00	\$0.00	\$0.00	\$0.00	\$0.00	\$0.00	\$0.00
Mileage-Toll-Parking-Maintenance	\$100.00	\$8.33	\$0.00	\$0.00	\$58.31	\$0.00	\$0.00
Mileage-Toll-Parking-Horticulture	\$0.00	\$0.00	\$0.00	\$0.00	\$0.00	\$0.00	\$0.00
Mileage-Toll-Parking-Animal	\$100.00	\$8.33	\$0.00	\$0.00	\$58.31	\$0.00	\$0.00
Mileage-Toll-Parking-Marketing	\$1,450.00	\$120.83	\$0.00	\$210.53	\$845.81	\$0.00	\$570.29
Mileage-Toll-Parking-Membership	\$250.00	\$20.83	\$0.00	\$25.07	\$145.81	\$0.00	\$59.30
Mileage-Toll-Parking-Development	\$1,340.00	\$107.50	\$0.00	\$0.00	\$802.50	\$0.00	\$17.18
Mileage-Toll-Parking-Special Events	\$10,300.00	\$841.66	\$0.00	\$23.98	\$5,991.62	\$0.00	\$5,374.44
Mileage-Toll-Parking-Education	\$50.00	\$4.17	\$0.00	\$0.00	\$29.15	\$0.00	\$263.34
Mileage-Toll-Parking-Veterinary	\$0.00	\$0.00	\$0.00	\$0.00	\$0.00	\$0.00	\$0.00
Mileage-Toll-Parking-Security	\$0.00	\$0.00	\$0.00	\$0.00	\$0.00	\$0.00	\$0.00
Mileage-Toll-Parking-Administration	\$50.00	\$4.17	\$0.00	\$0.00	\$29.15	\$0.00	\$8.18
Mileage-Toll-Parking-Human Resources	\$0.00	\$0.00	\$0.00	\$0.00	\$0.00	\$0.00	\$0.00
Mileage-Toll-Parking-Operations	\$0.00	\$0.00	\$0.00	\$0.00	\$0.00	\$0.00	\$0.00
Sales Tax Expense	\$0.00	\$0.00	\$0.00	\$0.00	\$0.00	\$0.00	\$0.00
Sales Tax Expense-Maintenance	\$0.00	\$0.00	\$0.00	\$0.00	\$0.00	\$0.00	\$0.00
Sales Tax Expense-Horticulture	\$0.00	\$0.00	\$0.00	\$0.00	\$0.00	\$0.00	\$0.00
Sales Tax Expense-Animal	\$0.00	\$0.00	\$0.00	\$0.00	\$0.00	\$0.00	\$0.00
Sales Tax Expense-Marketing	\$0.00	\$0.00	\$0.00	\$0.00	\$0.00	\$0.00	\$0.00
Sales Tax Expense-Membership	\$0.00	\$0.00	\$0.00	\$0.00	\$0.00	\$0.00	\$0.00
Sales Tax Expense-Development	\$0.00	\$0.00	\$0.00	\$0.00	\$0.00	\$0.00	\$0.00
Sales Tax Expense-Special Events	\$0.00	\$0.00	\$0.00	\$0.00	\$0.00	\$0.00	\$0.00
Sales Tax Expense-Education	\$0.00	\$0.00	\$0.00	\$0.00	\$0.00	\$0.00	\$0.00

**Fresno's Chaffee Zoo Corporation**  
**Income Statement**  
July 2018

	2018 Budget	July Budget	July Measure Z	July Actual	YTD Budget	YTD Measure Z	YTD Actual
Sales Tax Expense-Volunteer	\$0.00	\$0.00	\$0.00	\$0.00	\$0.00	\$0.00	\$0.00
Sales Tax Expense-Veterinary	\$0.00	\$0.00	\$0.00	\$0.00	\$0.00	\$0.00	\$0.00
Sales Tax Expense-Security	\$0.00	\$0.00	\$0.00	\$0.00	\$0.00	\$0.00	\$0.00
Sales Tax Expense-Visitor Services	\$0.00	\$0.00	\$0.00	\$0.00	\$0.00	\$0.00	\$0.00
Sales Tax Expense-Administration	\$0.00	\$0.00	\$0.00	\$0.00	\$0.00	\$0.00	\$0.00
Trip Expense	\$0.00	\$0.00	\$0.00	\$0.00	\$0.00	\$0.00	\$0.00
Trip Expense-Animal	\$0.00	\$0.00	\$0.00	\$0.00	\$0.00	\$0.00	\$0.00
Trip Expense-Education	\$2,000.00	\$166.67	\$0.00	\$3,593.70	\$1,166.65	\$0.00	\$3,593.70
Trip Expense-Veterinary	\$0.00	\$0.00	\$0.00	\$0.00	\$0.00	\$0.00	\$0.00
Reference Materials	\$0.00	\$0.00	\$0.00	\$0.00	\$0.00	\$0.00	\$0.00
Reference Materials-Maintenance	\$200.00	\$16.67	\$0.00	\$0.00	\$116.65	\$0.00	\$0.00
Reference Materials-Horticulture	\$200.00	\$16.67	\$0.00	\$0.00	\$116.65	\$0.00	\$0.00
Reference Materials-Animal	\$0.00	\$0.00	\$0.00	\$0.00	\$0.00	\$0.00	\$0.00
Reference Materials-Education	\$1,000.00	\$83.33	\$0.00	\$0.00	\$583.31	\$0.00	\$0.00
Reference Materials-Volunteer	\$0.00	\$0.00	\$0.00	\$0.00	\$0.00	\$0.00	\$0.00
Reference Materials-Veterinary	\$400.00	\$0.00	\$0.00	\$0.00	\$200.00	\$0.00	\$0.00
Reference Materials-Security	\$0.00	\$0.00	\$0.00	\$0.00	\$0.00	\$0.00	\$0.00
Reference Materials-Administration	\$0.00	\$0.00	\$0.00	\$0.00	\$0.00	\$0.00	\$0.00
Reference Materials-Human Resources	\$500.00	\$0.00	\$0.00	\$0.00	\$200.00	\$0.00	\$0.00
Subscriptions/Publications	\$0.00	\$0.00	\$0.00	\$0.00	\$0.00	\$0.00	\$0.00
Subscriptions/Publications-Maintenance	\$150.00	\$12.50	\$0.00	\$0.00	\$87.50	\$0.00	\$0.00
Subscriptions/Publications-Horticulture	\$100.00	\$8.33	\$0.00	\$0.00	\$58.31	\$0.00	\$0.00
Subscriptions/Publications-Animal	\$400.00	\$33.33	\$0.00	\$0.00	\$233.31	\$0.00	\$0.00
Subscriptions/Publications-Marketing	\$200.00	\$16.67	\$0.00	\$0.00	\$116.65	\$0.00	\$648.88
Subscriptions/Publications-Development	\$0.00	\$0.00	\$0.00	\$0.00	\$0.00	\$0.00	\$0.00
Subscriptions/Publications-Special Event	\$0.00	\$0.00	\$0.00	\$0.00	\$0.00	\$0.00	\$0.00
Subscriptions/Publications-Administratic	\$0.00	\$0.00	\$0.00	\$0.00	\$0.00	\$0.00	\$0.00
Subscriptions/Publications-Human Resor	\$0.00	\$0.00	\$0.00	\$0.00	\$0.00	\$0.00	\$0.00
Volunteer Recognition	\$0.00	\$0.00	\$0.00	\$0.00	\$0.00	\$0.00	\$0.00
Volunteer Recognition-Special Events	\$0.00	\$0.00	\$0.00	\$0.00	\$0.00	\$0.00	\$0.00
Volunteer Recognition-Volunteer	\$3,000.00	\$250.00	\$0.00	\$0.00	\$1,750.00	\$0.00	\$1,637.77

**Fresno's Chaffee Zoo Corporation**  
**Income Statement**  
July 2018

	2018 Budget	July Budget	July Measure Z	July Actual	YTD Budget	YTD Measure Z	YTD Actual
Director Discretionary	\$0.00	\$0.00	\$0.00	\$0.00	\$0.00	\$0.00	\$0.00
Director Discretionary-Animal	\$0.00	\$0.00	\$0.00	\$0.00	\$0.00	\$0.00	\$0.00
Director Discretionary-Marketing	\$0.00	\$0.00	\$0.00	\$0.00	\$0.00	\$0.00	\$0.00
Director Discretionary-Administration	\$0.00	\$0.00	\$0.00	\$0.00	\$0.00	\$0.00	\$0.00
Employee Relations	\$0.00	\$0.00	\$0.00	\$0.00	\$0.00	\$0.00	\$0.00
Employee Relations-Animal	\$0.00	\$0.00	\$0.00	\$0.00	\$0.00	\$0.00	\$0.00
Employee Relations-Development	\$0.00	\$0.00	\$0.00	\$0.00	\$0.00	\$0.00	\$0.00
Employee Relations-Special Events	\$0.00	\$0.00	\$0.00	\$0.00	\$0.00	\$0.00	\$0.00
Employee Relations-Education	\$0.00	\$0.00	\$0.00	\$0.00	\$0.00	\$0.00	\$0.00
Employee Relations-Security	\$0.00	\$0.00	\$0.00	\$0.00	\$0.00	\$0.00	\$0.00
Employee Relations-Administration	\$0.00	\$0.00	\$0.00	\$0.00	\$0.00	\$0.00	\$0.00
Research	\$0.00	\$0.00	\$0.00	\$0.00	\$0.00	\$0.00	\$0.00
Research-Animal	\$0.00	\$0.00	\$0.00	\$0.00	\$0.00	\$0.00	\$0.00
Recognition Expense	\$0.00	\$0.00	\$0.00	\$0.00	\$0.00	\$0.00	\$0.00
Recognition Expense-Marketing	\$500.00	\$41.67	\$0.00	\$0.00	\$291.65	\$0.00	\$215.87
Recognition Expense-Development	\$3,000.00	\$250.00	\$0.00	\$0.00	\$1,750.00	\$0.00	\$1,134.57
Recognition Expense-Special Events	\$1,300.00	\$120.83	\$0.00	\$0.00	\$395.81	\$0.00	\$0.00
Recognition Expense-Education	\$0.00	\$0.00	\$0.00	\$0.00	\$0.00	\$0.00	\$0.00
Recognition Expense-Volunteer	\$0.00	\$0.00	\$0.00	\$0.00	\$0.00	\$0.00	\$0.00
Recognition Expense-Administration	\$2,600.00	\$216.67	\$0.00	\$0.00	\$1,516.65	\$0.00	\$0.00
Recognition Expense-Human Resources	\$3,000.00	\$250.00	\$0.00	\$56.69	\$1,750.00	\$0.00	\$535.60
Recognition Expense-Capital Projects	\$0.00	\$0.00	\$0.00	\$0.00	\$0.00	\$0.00	\$0.00
Staff Recruitment Expense	\$0.00	\$0.00	\$0.00	\$0.00	\$0.00	\$0.00	\$0.00
Staff Recruitment Expense-Horticulture	\$0.00	\$0.00	\$0.00	\$0.00	\$0.00	\$0.00	\$0.00
Staff Recruitment Expense-Veterinary	\$0.00	\$0.00	\$0.00	\$0.00	\$0.00	\$0.00	\$0.00
Staff Recruitment Expense-Administratio	\$0.00	\$0.00	\$0.00	\$0.00	\$0.00	\$0.00	\$0.00
Recruiting	\$0.00	\$0.00	\$0.00	\$0.00	\$0.00	\$0.00	\$0.00
Recruiting-Maintenance	\$250.00	\$20.83	\$0.00	\$0.00	\$145.81	\$0.00	\$0.00
Recruiting-Horticulture	\$150.00	\$12.50	\$0.00	\$0.00	\$87.50	\$0.00	\$0.00
Recruiting-Animal	\$1,000.00	\$83.33	\$0.00	\$0.00	\$583.31	\$0.00	\$0.00
Recruiting-Marketing	\$0.00	\$0.00	\$0.00	\$0.00	\$0.00	\$0.00	\$0.00

**Fresno's Chaffee Zoo Corporation**  
**Income Statement**  
July 2018

	2018 Budget	July Budget	July Measure Z	July Actual	YTD Budget	YTD Measure Z	YTD Actual
Recruiting-Special Event	\$0.00	\$0.00	\$0.00	\$0.00	\$0.00	\$0.00	\$0.00
Recruiting-Education	\$500.00	\$41.67	\$0.00	\$0.00	\$291.65	\$0.00	\$0.00
Recruiting-Veterinary	\$300.00	\$0.00	\$0.00	\$0.00	\$300.00	\$0.00	\$0.00
Recruiting-Security	\$0.00	\$0.00	\$0.00	\$0.00	\$0.00	\$0.00	\$0.00
Recruiting-Administration	\$0.00	\$0.00	\$0.00	\$0.00	\$0.00	\$0.00	\$0.00
Recruiting-Human Resources	\$10,000.00	\$833.33	\$0.00	\$785.04	\$5,833.31	\$0.00	\$6,211.47
Recognition Expense-Res	\$0.00	\$0.00	\$0.00	\$0.00	\$0.00	\$0.00	\$0.00
Total Miscellaneous Business	\$51,140.00	\$4,128.32	\$0.00	\$5,558.56	\$29,497.84	\$0.00	\$24,138.50
Office Supplies							
Office Furniture	\$0.00	\$0.00	\$0.00	\$0.00	\$0.00	\$0.00	\$0.00
Office Furniture-Maintenance	\$0.00	\$0.00	\$0.00	\$0.00	\$0.00	\$0.00	\$0.00
Office Furniture-Horticulture	\$0.00	\$0.00	\$0.00	\$0.00	\$0.00	\$0.00	\$0.00
Office Furniture-Animals	\$1,000.00	\$83.33	\$0.00	\$0.00	\$583.31	\$0.00	\$1,205.86
Office Furniture-Marketing	\$1,000.00	\$83.33	\$0.00	\$0.00	\$583.31	\$0.00	\$0.00
Office Furniture-Membership	\$1,000.00	\$83.33	\$0.00	\$0.00	\$583.31	\$0.00	\$0.00
Office Furniture-Special Events	\$500.00	\$41.67	\$0.00	\$83.09	\$291.65	\$0.00	\$83.09
Office Furniture-Education	\$1,000.00	\$83.33	\$0.00	\$0.00	\$583.31	\$0.00	\$1,429.12
Office Furniture-Veterinary	\$400.00	\$33.33	\$0.00	\$0.00	\$233.31	\$0.00	\$0.00
Office Furniture-Security	\$0.00	\$0.00	\$0.00	\$0.00	\$0.00	\$0.00	\$0.00
Office Furniture-Administration	\$1,000.00	\$83.33	\$0.00	\$0.00	\$583.31	\$0.00	\$0.00
Office Furniture-Human Resources	\$0.00	\$0.00	\$0.00	\$0.00	\$0.00	\$0.00	\$0.00
Office Furniture-Capital Projects	\$0.00	\$0.00	\$0.00	\$0.00	\$0.00	\$0.00	\$0.00
Office Furniture-Operations	\$0.00	\$0.00	\$0.00	\$0.00	\$0.00	\$0.00	\$0.00
Office Supplies	\$0.00	\$0.00	\$0.00	\$0.00	\$0.00	\$0.00	\$0.00
Office Supplies-Maintenance	\$400.00	\$33.33	\$0.00	\$58.92	\$233.31	\$0.00	\$615.90
Office Supplies-Horticulture	\$0.00	\$0.00	\$0.00	\$0.00	\$0.00	\$0.00	\$0.00
Office Supplies-Animal	\$2,000.00	\$166.67	\$0.00	\$172.13	\$1,166.65	\$0.00	\$629.96
Office Supplies-Marketing	\$1,300.00	\$108.33	\$0.00	\$4.46	\$758.31	\$0.00	\$111.87
Office Supplies-Membership	\$2,400.00	\$200.00	\$0.00	\$105.61	\$1,400.00	\$0.00	\$1,167.73
Office Supplies-Development	\$2,050.00	\$170.83	\$0.00	\$22.67	\$1,195.81	\$0.00	\$212.86

# Fresno's Chaffee Zoo Corporation

## Income Statement

July 2018

	2018 Budget	July Budget	July Measure Z	July Actual	YTD Budget	YTD Measure Z	YTD Actual
Office Supplies-Special Events	\$3,200.00	\$266.67	\$0.00	\$1,272.69	\$1,866.65	\$0.00	\$3,112.03
Office Supplies-Education	\$6,200.00	\$516.67	\$0.00	\$265.04	\$3,616.65	\$0.00	\$963.04
Office Supplies-Volunteer	\$0.00	\$0.00	\$0.00	\$0.00	\$0.00	\$0.00	\$0.00
Office Supplies-Veterinary	\$1,100.00	\$91.67	\$0.00	\$2.07	\$641.65	\$0.00	\$421.88
Office Supplies-Security	\$500.00	\$41.67	\$0.00	\$0.00	\$291.65	\$0.00	\$0.00
Office Supplies-Visitor Services	\$2,500.00	\$208.33	\$0.00	\$228.94	\$1,458.31	\$0.00	\$1,228.23
Office Supplies-Administration	\$8,000.00	\$666.67	\$0.00	\$458.64	\$4,666.65	\$0.00	\$2,160.11
Office Supplies-Human Resources	\$500.00	\$41.67	\$0.00	\$15.11	\$291.65	\$0.00	\$15.11
Office Supplies-Capital Projects	\$0.00	\$0.00	\$0.00	\$0.00	\$0.00	\$0.00	\$0.00
Office Supplies-Operations	\$250.00	\$20.83	\$0.00	\$0.00	\$145.81	\$0.00	\$0.00
Total Office Supplies	\$36,300.00	\$3,024.99	\$0.00	\$2,689.37	\$21,174.61	\$0.00	\$13,356.79
Postage							
Postage	\$0.00	\$0.00	\$0.00	\$0.00	\$0.00	\$0.00	\$0.00
Postage-Maintenance	\$0.00	\$0.00	\$0.00	\$0.00	\$0.00	\$0.00	\$81.19
Postage-Animal	\$500.00	\$41.67	\$0.00	\$0.00	\$291.65	\$0.00	\$0.00
Postage-Marketing	\$3,000.00	\$250.00	\$0.00	\$0.00	\$1,750.00	\$0.00	\$5,188.26
Postage-Membership	\$25,000.00	\$2,083.33	\$0.00	\$4,465.58	\$14,583.31	\$0.00	\$12,258.69
Postage-Development	\$12,500.00	\$1,020.83	\$0.00	\$72.09	\$7,395.81	\$0.00	\$3,916.79
Postage-Special Events	\$20,445.00	\$2,010.00	\$0.00	\$2,074.35	\$10,294.96	\$0.00	\$11,508.87
Postage-Education	\$675.00	\$56.25	\$0.00	\$0.00	\$393.75	\$0.00	\$50.59
Postage-Volunteer	\$500.00	\$41.67	\$0.00	\$34.93	\$291.65	\$0.00	\$109.64
Postage-Veterinary	\$5,450.00	\$454.17	\$0.00	\$625.61	\$3,179.15	\$0.00	\$5,145.99
Postage-Security	\$100.00	\$8.33	\$0.00	\$0.00	\$58.31	\$0.00	\$0.00
Postage-Visitor Services	\$100.00	\$8.33	\$0.00	\$0.00	\$58.31	\$0.00	\$0.00
Postage-Administration	\$3,500.00	\$291.67	\$0.00	\$6.70	\$2,041.65	\$0.00	\$1,063.55
Postage-Human Resources	\$0.00	\$0.00	\$0.00	\$0.00	\$0.00	\$0.00	\$0.00
Postage-Capital Projects	\$0.00	\$0.00	\$0.00	\$0.00	\$0.00	\$0.00	\$0.00
Total Postage	\$71,770.00	\$6,266.25	\$0.00	\$7,279.26	\$40,338.55	\$0.00	\$39,323.57

Printing

**Fresno's Chaffee Zoo Corporation**  
**Income Statement**  
July 2018

	2018 Budget	July Budget	July Measure Z	July Actual	YTD Budget	YTD Measure Z	YTD Actual
Newsletter Expense	\$0.00	\$0.00	\$0.00	\$0.00	\$0.00	\$0.00	\$0.00
Newsletter Expense-Membership	\$60,000.00	\$5,000.00	\$0.00	\$0.00	\$35,000.00	\$0.00	\$30,620.24
Newsletter Expense-Development	\$0.00	\$0.00	\$0.00	\$0.00	\$0.00	\$0.00	\$0.00
Printing	\$0.00	\$0.00	\$0.00	\$0.00	\$0.00	\$0.00	\$0.00
Printing-Maintenance	\$100.00	\$8.33	\$0.00	\$0.00	\$58.31	\$0.00	\$0.00
Printing-Horticulture	\$100.00	\$8.33	\$0.00	\$0.00	\$58.31	\$0.00	\$0.00
Printing-Animal	\$200.00	\$16.67	\$0.00	\$0.00	\$116.65	\$0.00	\$34.56
Printing-Marketing	\$35,000.00	\$2,916.67	\$0.00	\$0.00	\$20,416.65	\$0.00	\$13,619.16
Printing-Membership	\$37,250.00	\$3,166.67	\$0.00	\$1,154.26	\$21,416.65	\$0.00	\$22,039.03
Printing-Development	\$14,500.00	\$1,145.83	\$0.00	\$465.37	\$8,770.81	\$0.00	\$5,605.80
Printing-Special Events	\$40,700.00	\$1,550.00	\$0.00	\$3,575.06	\$15,850.00	\$0.00	\$16,272.75
Printing-Education	\$2,000.00	\$166.67	\$0.00	\$0.00	\$1,166.65	\$0.00	\$80.98
Printing-Volunteer	\$500.00	\$41.67	\$0.00	\$0.00	\$291.65	\$0.00	\$0.00
Printing-Veterinary	\$100.00	\$8.33	\$0.00	\$0.00	\$58.31	\$0.00	\$51.83
Printing-Security	\$0.00	\$0.00	\$0.00	\$0.00	\$0.00	\$0.00	\$0.00
Printing-Visitor Services	\$40.00	\$3.33	\$0.00	\$0.00	\$23.31	\$0.00	\$0.00
Printing-Administration	\$1,500.00	\$125.00	\$0.00	\$0.00	\$875.00	\$0.00	\$1,698.63
Printing-Human Resources	\$500.00	\$0.00	\$0.00	\$0.00	\$200.00	\$0.00	\$0.00
Printing-Capital Projects	\$0.00	\$0.00	\$0.00	\$0.00	\$0.00	\$0.00	\$0.00
Printing-Operations	\$35.00	\$2.92	\$0.00	\$0.00	\$20.40	\$0.00	\$0.00
Total Printing	\$192,525.00	\$14,160.42	\$0.00	\$5,194.69	\$104,322.70	\$0.00	\$90,022.98
Professional Services							
Legal and Audit	\$195,000.00	\$15,000.00	\$0.00	\$22,160.60	\$125,000.00	\$0.00	\$56,582.44
Legal and Audit-Administration	\$0.00	\$0.00	\$0.00	\$0.00	\$0.00	\$0.00	\$0.00
Legal and Audit-Human Resources	\$0.00	\$0.00	\$0.00	(\$462.10)	\$0.00	\$0.00	\$5,355.10
Legal and Audit-Capital Projects	\$0.00	\$0.00	\$0.00	\$0.00	\$0.00	\$0.00	\$0.00
Lab Work	\$0.00	\$0.00	\$0.00	\$0.00	\$0.00	\$0.00	\$0.00
Lab Work-Veterinary	\$52,000.00	\$4,333.33	\$0.00	\$9,828.91	\$30,333.31	\$0.00	\$48,865.11
Payroll Service	\$0.00	\$0.00	\$0.00	\$0.00	\$0.00	\$0.00	\$0.00
Payroll Service-Administration	\$0.00	\$0.00	\$0.00	\$0.00	\$0.00	\$0.00	\$0.00



**Fresno's Chaffee Zoo Corporation**  
**Income Statement**  
July 2018

	2018 Budget	July Budget	July Measure Z	July Actual	YTD Budget	YTD Measure Z	YTD Actual
Payroll Service-Human Resource	\$20,000.00	\$1,666.67	\$0.00	\$2,397.68	\$11,666.65	\$0.00	\$25,991.94
Pest Control Services	\$0.00	\$0.00	\$0.00	\$0.00	\$0.00	\$0.00	\$0.00
Pest Control Services-Maintenance	\$50,000.00	\$4,166.67	\$0.00	\$3,760.00	\$29,166.65	\$0.00	\$22,860.00
Professional Services	\$0.00	\$0.00	\$0.00	\$0.00	\$0.00	\$0.00	\$0.00
Total Professional Services	\$317,000.00	\$25,166.67	\$0.00	\$37,685.09	\$196,166.61	\$0.00	\$159,654.59
Repairs and Replacements							
Building Supplies-Materials	\$0.00	\$0.00	\$0.00	\$0.00	\$0.00	\$0.00	\$0.00
Building Supplies-Materials-Maintenance	\$0.00	\$0.00	\$0.00	\$0.00	\$0.00	\$0.00	\$0.00
Building Supplies-Materials-Horticulture	\$0.00	\$0.00	\$0.00	\$0.00	\$0.00	\$0.00	\$0.00
Building Supplies-Materials-Animal	\$3,000.00	\$250.00	\$0.00	\$62.82	\$1,750.00	\$0.00	\$880.66
Building Supplies-Materials-Veterinary	\$0.00	\$0.00	\$0.00	\$0.00	\$0.00	\$0.00	\$0.00
Construction	\$0.00	\$0.00	\$0.00	\$0.00	\$0.00	\$0.00	\$0.00
Construction-Maintenance	\$5,000.00	\$416.67	\$0.00	\$0.00	\$2,916.65	\$0.00	\$0.00
Construction-Horticulture	\$0.00	\$0.00	\$0.00	\$0.00	\$0.00	\$0.00	\$0.00
Construction-Animal	\$0.00	\$0.00	\$0.00	\$0.00	\$0.00	\$0.00	\$54.34
Exhibit Renovations	\$0.00	\$0.00	\$0.00	\$0.00	\$0.00	\$0.00	\$239.70
Exhibit Renovations-Animal	\$75,000.00	\$6,250.00	\$0.00	\$5,662.00	\$43,750.00	\$0.00	\$30,577.41
Exhibit Maintenance-Animal	\$0.00	\$0.00	\$0.00	\$0.00	\$0.00	\$0.00	\$86.38
Exhibit Maint-Valley Farms-Animals	\$20,000.00	\$1,666.67	\$0.00	\$0.00	\$11,666.65	\$0.00	\$0.00
Improvements	\$0.00	\$0.00	\$0.00	\$0.00	\$0.00	\$0.00	\$0.00
Improvements-Maintenance	\$0.00	\$0.00	\$0.00	\$0.00	\$0.00	\$0.00	\$0.00
Improvements-Horticulture	\$0.00	\$0.00	\$0.00	\$0.00	\$0.00	\$0.00	\$0.00
Improvements-Animal	\$0.00	\$0.00	\$0.00	\$0.00	\$0.00	\$0.00	\$0.00
Improvements-Education	\$500.00	\$41.67	\$0.00	\$0.00	\$291.65	\$0.00	\$0.00
Improvements-Visitor Services	\$0.00	\$0.00	\$0.00	\$0.00	\$0.00	\$0.00	\$0.00
Improvements-Administration	\$0.00	\$0.00	\$0.00	\$0.00	\$0.00	\$0.00	\$0.00
Irrigation Maintenance and Repair-Horti	\$15,800.00	\$1,316.67	\$0.00	\$0.00	\$9,216.65	\$0.00	\$9,443.66
Irrigation Maintenance and Repair-Anim	\$0.00	\$0.00	\$0.00	\$0.00	\$0.00	\$0.00	\$0.00
Purchases-Benches	\$0.00	\$0.00	\$0.00	\$0.00	\$0.00	\$0.00	\$0.00
Purchases-Benches-Development	\$0.00	\$0.00	\$0.00	\$0.00	\$0.00	\$0.00	\$0.00

**Fresno's Chaffee Zoo Corporation**  
**Income Statement**  
July 2018

	2018 Budget	July Budget	July Measure Z	July Actual	YTD Budget	YTD Measure Z	YTD Actual
Permits	\$0.00	\$0.00	\$0.00	\$0.00	\$0.00	\$0.00	\$0.00
Permits-Maintenance	\$1,000.00	\$83.33	\$0.00	\$0.00	\$583.31	\$0.00	\$126.25
Permits-Animal	\$2,000.00	\$166.67	\$0.00	\$0.00	\$1,166.65	\$0.00	\$1,882.12
Permits-Veterinary	\$20.00	\$0.00	\$0.00	\$0.00	\$20.00	\$0.00	\$10.00
Permits-Administration	\$0.00	\$0.00	\$0.00	\$0.00	\$0.00	\$0.00	\$442.00
Permits-Operations	\$150.00	\$12.50	\$0.00	\$0.00	\$87.50	\$0.00	\$0.00
Repairs and Replacements	\$100.00	\$8.33	\$0.00	\$0.00	\$58.31	\$0.00	\$0.00
Repairs and Replacements-Maintenance	\$200,000.00	\$16,666.67	\$0.00	\$14,955.42	\$116,666.65	\$0.00	\$137,040.76
Repairs and Replacements-Horticulture	\$2,000.00	\$166.67	\$0.00	\$897.56	\$1,166.65	\$0.00	\$1,948.86
Repairs and Replacements-Animal	\$70,000.00	\$5,833.33	\$0.00	\$97.33	\$40,833.31	\$0.00	\$13,246.86
Repairs and Replacements-Marketing	\$0.00	\$0.00	\$0.00	\$0.00	\$0.00	\$0.00	\$0.00
Repairs and Replacements-Development	\$0.00	\$0.00	\$0.00	\$0.00	\$0.00	\$0.00	\$0.00
Repairs and Replacements-Special Event	\$1,200.00	\$100.00	\$0.00	\$0.00	\$699.96	\$0.00	\$1,498.84
Repairs and Replacements-Education	\$3,000.00	\$250.00	\$0.00	\$0.00	\$1,750.00	\$0.00	\$464.97
Repairs and Replacements-Veterinary	\$4,000.00	\$333.33	\$0.00	\$0.00	\$2,333.31	\$0.00	\$141.48
Repairs and Replacements-Security	\$3,000.00	\$250.00	\$0.00	\$480.50	\$1,750.00	\$0.00	\$4,534.60
Repairs and Replacements-Visitor Service	\$750.00	\$62.50	\$0.00	\$251.37	\$437.50	\$0.00	\$251.37
Repairs and Replacements-Administrative	\$2,000.00	\$166.67	\$0.00	\$0.00	\$1,166.65	\$0.00	\$142.48
Repairs and Replacements-Operations	\$150.00	\$12.50	\$0.00	\$0.00	\$87.50	\$0.00	\$0.00
Structural Repairs	\$0.00	\$0.00	\$0.00	\$0.00	\$0.00	\$0.00	\$0.00
Structural Repairs-Education	\$0.00	\$0.00	\$0.00	\$0.00	\$0.00	\$0.00	\$0.00
Purchases-Benches-Res	\$0.00	\$0.00	\$0.00	\$0.00	\$0.00	\$0.00	\$0.00
Repairs and Replacements-Capital Projects	\$0.00	\$0.00	\$0.00	\$0.00	\$0.00	\$0.00	\$0.00
Total Repairs and Replacements	\$408,670.00	\$34,054.18	\$0.00	\$22,407.00	\$238,398.90	\$0.00	\$203,012.74
Service/Bank/Credit Card Fees							
Bank Fees-Measure Z	\$0.00	\$0.00	\$0.00	\$0.00	\$0.00	\$0.00	\$0.00
Bank Fees-Measure Z-Administration	\$120.00	\$10.00	\$0.00	\$30.00	\$70.00	\$0.00	\$160.00
Bank Charges	\$50,000.00	\$4,166.67	\$0.00	\$10,672.12	\$29,166.65	\$0.00	\$39,229.70
Bank Charges-Maintenance	\$0.00	\$0.00	\$0.00	\$23.70	\$0.00	\$0.00	\$165.90
Bank Charges-Horticulture	\$0.00	\$0.00	\$0.00	\$3.95	\$0.00	\$0.00	\$27.65

**Fresno's Chaffee Zoo Corporation**  
**Income Statement**  
July 2018

	2018 Budget	July Budget	July Measure Z	July Actual	YTD Budget	YTD Measure Z	YTD Actual
Bank Charges-Animal	\$2,000.00	\$166.67	\$0.00	\$67.15	\$1,166.65	\$0.00	\$458.20
Bank Charges-Marketing	\$0.00	\$0.00	\$0.00	\$3.95	\$0.00	\$0.00	\$27.65
Bank Charges-Membership	\$50.00	\$4.17	\$0.00	\$0.00	\$29.15	\$0.00	\$7.90
Bank Charges-Development	\$0.00	\$0.00	\$0.00	\$3.95	\$0.00	\$0.00	\$27.65
Bank Charges-Events	\$0.00	\$0.00	\$0.00	\$3.95	\$0.00	\$0.00	\$3.95
Bank Charges-Education	\$0.00	\$0.00	\$0.00	\$3.95	\$0.00	\$0.00	\$35.55
Bank Charges-Veterinary	\$0.00	\$0.00	\$0.00	\$7.90	\$0.00	\$0.00	\$51.35
Bank Charges-Security	\$0.00	\$0.00	\$0.00	\$0.00	\$0.00	\$0.00	\$0.00
Bank Charges-Visitor Services	\$80.00	\$6.67	\$0.00	\$0.00	\$46.65	\$0.00	\$0.00
Bank Charges-Administration	\$6,500.00	\$541.67	\$0.00	\$255.29	\$3,791.65	\$0.00	\$4,008.48
Bank Charges-Operations	\$0.00	\$0.00	\$0.00	\$0.00	\$0.00	\$0.00	\$0.00
Credit Card Fees	\$0.00	\$0.00	\$0.00	\$0.00	\$0.00	\$0.00	\$0.00
Credit Card Fees-Maintenance	\$0.00	\$0.00	\$0.00	\$0.00	\$0.00	\$0.00	\$0.00
Credit Card Fees-Animal	\$0.00	\$0.00	\$0.00	\$0.00	\$0.00	\$0.00	\$0.00
Credit Card Fees-Membership	\$10,000.00	\$833.33	\$0.00	\$164.49	\$5,833.31	\$0.00	\$842.44
Credit Card Fees-Development	\$0.00	\$0.00	\$0.00	\$0.00	\$0.00	\$0.00	\$0.00
Credit Card Fees-Special Events	\$11,600.00	\$966.67	\$0.00	\$39.95	\$6,766.65	\$0.00	\$526.28
Credit Card Fees-Education	\$2,000.00	\$166.67	\$0.00	\$157.59	\$1,166.65	\$0.00	\$878.23
Credit Card Fees-Veterinary	\$0.00	\$0.00	\$0.00	\$0.00	\$0.00	\$0.00	\$157.59
Credit Card Fees-Visitor Services	\$115,000.00	\$9,583.33	\$0.00	\$14,449.69	\$67,083.31	\$0.00	\$88,889.01
Credit Card Fees-Administration	\$0.00	\$0.00	\$0.00	\$0.00	\$0.00	\$0.00	\$0.00
Credit Card Chargebacks	\$0.00	\$0.00	\$0.00	\$0.00	\$0.00	\$0.00	\$0.00
Interest Expense	\$12,500.00	\$1,041.67	\$0.00	(\$3,206.83)	\$7,291.65	\$0.00	\$7,560.83
Returned Checks From Patrons	\$0.00	\$0.00	\$0.00	\$0.00	\$0.00	\$0.00	\$0.00
Returned Checks From Patrons-Member	\$0.00	\$0.00	\$0.00	\$0.00	\$0.00	\$0.00	\$0.00
Returned Checks From Patrons-Special E	\$0.00	\$0.00	\$0.00	\$0.00	\$0.00	\$0.00	\$0.00
Bank Charges-Res	\$0.00	\$0.00	\$0.00	\$0.00	\$0.00	\$0.00	\$0.00
Total Service/Bank/Credit Card Fees	\$209,850.00	\$17,487.52	\$0.00	\$22,680.80	\$122,412.32	\$0.00	\$143,058.36

Signage	\$0.00	\$0.00	\$0.00	\$0.00	\$0.00	\$0.00	\$0.00
Signage	\$0.00	\$0.00	\$0.00	\$0.00	\$0.00	\$0.00	\$0.00

**Fresno's Chaffee Zoo Corporation**  
**Income Statement**  
July 2018

	2018 Budget	July Budget	July Measure Z	July Actual	YTD Budget	YTD Measure Z	YTD Actual
Signage-Maintenance	\$2,159.00	\$179.92	\$0.00	\$0.00	\$1,259.40	\$0.00	\$3,126.71
Signage-Horticulture	\$1,000.00	\$83.33	\$0.00	\$0.00	\$583.31	\$0.00	\$0.00
Signage - Animal	\$0.00	\$0.00	\$0.00	\$0.00	\$0.00	\$0.00	\$0.00
Signage-Marketing	\$1,250.00	\$104.17	\$0.00	\$13.40	\$729.15	\$0.00	\$649.99
Signage-Membership	\$0.00	\$0.00	\$0.00	\$0.00	\$0.00	\$0.00	\$0.00
Signage-Development	\$0.00	\$0.00	\$0.00	\$0.00	\$0.00	\$0.00	\$0.00
Signage-Special Events	\$0.00	\$0.00	\$0.00	\$963.14	\$0.00	\$0.00	\$1,416.64
Signage-Education	\$20,000.00	\$1,666.67	\$0.00	\$2,223.55	\$11,666.65	\$0.00	\$2,985.62
Signage-Veterinary	\$2,000.00	\$0.00	\$0.00	\$0.00	\$2,000.00	\$0.00	\$0.00
Signage-Security	\$0.00	\$0.00	\$0.00	\$0.00	\$0.00	\$0.00	\$0.00
Signage-Visitor Services	\$1,000.00	\$83.33	\$0.00	\$454.11	\$583.31	\$0.00	\$8,869.16
Signage-Administration	\$0.00	\$0.00	\$0.00	\$0.00	\$0.00	\$0.00	\$0.00
Signage-Human Resources	\$1,000.00	\$83.33	\$0.00	\$0.00	\$583.31	\$0.00	\$0.00
Signage-Capital Projects	\$0.00	\$0.00	\$0.00	\$0.00	\$0.00	\$0.00	\$0.00
Total Signage	\$28,409.00	\$2,200.75	\$0.00	\$3,654.20	\$17,405.13	\$0.00	\$17,048.12
Specialized Services							
Misc. Specialized Services	\$500.00	\$41.67	\$0.00	\$0.00	\$291.65	\$0.00	\$0.00
Misc. Specialized Services-Maintenance	\$0.00	\$0.00	\$0.00	\$0.00	\$0.00	\$0.00	\$82.53
Misc. Specialized Services-Horticulture	\$1,250.00	\$104.17	\$0.00	\$0.00	\$729.15	\$0.00	\$0.00
Misc. Specialized Services-Animal	\$2,000.00	\$166.67	\$0.00	\$0.00	\$1,166.65	\$0.00	\$0.00
Misc. Specialized Services-Marketing	\$0.00	\$0.00	\$0.00	\$0.00	\$0.00	\$0.00	\$0.00
Misc. Specialized Services-Memberships	\$0.00	\$0.00	\$0.00	\$0.00	\$0.00	\$0.00	\$0.00
Misc. Specialized Services-Development	\$0.00	\$0.00	\$0.00	\$0.00	\$0.00	\$0.00	\$0.00
Misc. Specialized Services-Special Events	\$0.00	\$0.00	\$0.00	\$0.00	\$0.00	\$0.00	\$0.00
Misc. Specialized Services-Education	\$2,000.00	\$166.67	\$0.00	\$0.00	\$1,166.65	\$0.00	\$0.00
Misc. Specialized Services-Veterinary	\$0.00	\$0.00	\$0.00	\$0.00	\$0.00	\$0.00	\$1,353.00
Misc. Specialized Services-Security	\$0.00	\$0.00	\$0.00	\$0.00	\$0.00	\$0.00	\$70.00
Misc. Specialized Services-Visitor Service	\$0.00	\$0.00	\$0.00	\$0.00	\$0.00	\$0.00	\$0.00
Misc. Specialized Services-Administration	\$1,000.00	\$83.33	\$0.00	\$0.00	\$583.31	\$0.00	\$103.49
Misc. Specialized Services-Information Technology	\$0.00	\$0.00	\$0.00	\$0.00	\$0.00	\$0.00	\$0.00

# Fresno's Chaffee Zoo Corporation

## Income Statement

July 2018

	2018 Budget	July Budget	July Measure Z	July Actual	YTD Budget	YTD Measure Z	YTD Actual
Misc. Specialized Services-Human Resou	\$15,000.00	\$0.00	\$0.00	\$32.00	\$0.00	\$0.00	\$7,739.00
Misc. Specialized Services-Operations	\$0.00	\$0.00	\$0.00	\$0.00	\$0.00	\$0.00	\$0.00
Irrigation Construction (New)-Horticul	\$5,000.00	\$416.67	\$0.00	\$0.00	\$2,916.65	\$0.00	\$0.00
Paver Engraving-Development	\$25,000.00	\$2,083.33	\$0.00	\$0.00	\$14,583.31	\$0.00	\$3,375.00
Total Specialized Services	\$51,750.00	\$3,062.51	\$0.00	\$32.00	\$21,437.37	\$0.00	\$12,723.02
Staff Development							
Staff Development-Conf/Travel	\$36,723.00	\$1,000.00	\$0.00	\$550.00	\$13,000.00	\$0.00	\$11,247.80
Staff Development-Conf/Travel-Mainten	\$6,000.00	\$500.00	\$0.00	\$0.00	\$3,500.00	\$0.00	\$0.00
Staff Development-Conf/Travel-Horticul	\$4,700.00	\$391.67	\$0.00	\$0.00	\$2,741.65	\$0.00	\$0.00
Staff Development-Conf/Travel-Animal	\$41,400.00	\$3,300.00	\$0.00	\$0.00	\$24,900.00	\$0.00	\$10,813.08
Staff Development-Conf/Travel-Marketir	\$3,000.00	\$250.00	\$0.00	\$0.00	\$1,750.00	\$0.00	\$20.00
Staff Development-Conf/Travel-Member	\$4,000.00	\$333.33	\$0.00	\$0.00	\$2,333.31	\$0.00	\$691.64
Staff Development-Conf/Travel-Develop	\$3,500.00	\$291.67	\$0.00	\$0.00	\$2,041.65	\$0.00	\$50.00
Staff Development-Conf/Travel-Special E	\$5,500.00	\$458.33	\$0.00	\$0.00	\$3,208.31	\$0.00	\$345.00
Staff Development-Conf/Travel-Educatio	\$9,500.00	\$791.67	\$0.00	\$0.00	\$5,541.65	\$0.00	\$3,072.05
Staff Development-Conf/Travel-Volunte	\$500.00	\$41.67	\$0.00	\$0.00	\$291.65	\$0.00	\$0.00
Staff Development-Conf/Travel-Veterina	\$10,000.00	\$0.00	\$0.00	\$0.00	\$5,875.00	\$0.00	\$0.00
Staff Development-Conf/Travel-Security	\$8,500.00	\$708.33	\$0.00	\$0.00	\$4,958.31	\$0.00	\$1,769.11
Staff Development-Conf/Travel-Visitor S	\$4,062.00	\$338.50	\$0.00	\$0.00	\$2,369.50	\$0.00	\$123.40
Staff Development-Conf/Travel-Admin	\$18,500.00	\$500.00	\$0.00	\$863.49	\$14,500.00	\$0.00	\$3,702.87
Staff Development-Conf/Travel-Human I	\$5,500.00	\$0.00	\$0.00	\$0.00	\$3,500.00	\$0.00	\$4,523.86
Staff Development-Conf/Travel-Operatic	\$5,500.00	\$458.33	\$0.00	\$0.00	\$3,208.31	\$0.00	\$797.20
Staff Development-Training	\$25,000.00	\$0.00	\$0.00	\$39,046.52	\$25,000.00	\$0.00	\$40,785.52
Staff Development-Training-Maintenanc	\$0.00	\$0.00	\$0.00	\$0.00	\$0.00	\$0.00	\$0.00
Staff Development-Training-Horticulture	\$0.00	\$0.00	\$0.00	\$0.00	\$0.00	\$0.00	\$0.00
Staff Development-Training-Animal	\$1,000.00	\$83.33	\$0.00	\$0.00	\$583.31	\$0.00	\$843.30
Staff Development-Training-Marketing	\$0.00	\$0.00	\$0.00	\$0.00	\$0.00	\$0.00	\$0.00
Staff Development-Training-Membership	\$500.00	\$41.67	\$0.00	\$0.00	\$291.65	\$0.00	\$0.00
Staff Development-Training-Developme	\$0.00	\$0.00	\$0.00	\$0.00	\$0.00	\$0.00	\$0.00
Staff Development-Training-Special Ever	\$0.00	\$0.00	\$0.00	\$0.00	\$0.00	\$0.00	\$0.00

**Fresno's Chaffee Zoo Corporation**  
**Income Statement**  
July 2018

	2018 Budget	July Budget	July Measure Z	July Actual	YTD Budget	YTD Measure Z	YTD Actual
Staff Development-Training-Education	\$0.00	\$0.00	\$0.00	\$315.00	\$0.00	\$0.00	\$315.00
Staff Development-Training-Volunteer	\$0.00	\$0.00	\$0.00	\$0.00	\$0.00	\$0.00	\$0.00
Staff Development-Training-Veterinary	\$0.00	\$0.00	\$0.00	\$0.00	\$0.00	\$0.00	\$0.00
Staff Development-Training-Security	\$0.00	\$0.00	\$0.00	\$0.00	\$0.00	\$0.00	\$270.00
Staff Development-Training-Visitor Servi	\$2,000.00	\$166.67	\$0.00	\$0.00	\$1,166.65	\$0.00	\$350.00
Staff Development-Training-Administrat	\$0.00	\$0.00	\$0.00	\$0.00	\$0.00	\$0.00	\$0.00
Staff Development-Training-Human Res	\$16,277.00	\$500.00	\$0.00	\$395.00	\$3,700.00	\$0.00	\$998.00
Staff Development-Training-Finance	\$0.00	\$0.00	\$0.00	\$0.00	\$0.00	\$0.00	\$0.00
Staff Development-Training	\$0.00	\$0.00	\$0.00	\$0.00	\$0.00	\$0.00	\$361.42
Total Staff Development	\$211,662.00	\$10,155.17	\$0.00	\$41,170.01	\$124,460.95	\$0.00	\$81,079.25
Supplies							
Bedding Materials	\$0.00	\$0.00	\$0.00	\$0.00	\$0.00	\$0.00	\$0.00
Conservation Wine-Development	\$0.00	\$0.00	\$0.00	\$0.00	\$0.00	\$0.00	\$0.00
Cleaning-Janitorial Supplies	\$0.00	\$0.00	\$0.00	\$0.00	\$0.00	\$0.00	\$0.00
Cleaning-Janitorial Supplies-Maintenanc	\$108,000.00	\$9,000.00	\$0.00	\$229.45	\$63,000.00	\$0.00	\$50,814.98
Cleaning-Janitorial Supplies-Horticulture	\$0.00	\$0.00	\$0.00	\$0.00	\$0.00	\$0.00	\$0.00
Cleaning-Janitorial Supplies-Animal	\$6,000.00	\$500.00	\$0.00	\$0.00	\$3,500.00	\$0.00	\$0.00
Cleaning-Janitorial Supplies-Education	\$0.00	\$0.00	\$0.00	\$0.00	\$0.00	\$0.00	\$0.00
Cleaning-Janitorial Supplies-Veterinary	\$0.00	\$0.00	\$0.00	\$0.00	\$0.00	\$0.00	\$0.00
Cleaning-Janitorial Supplies-Visitor Servi	\$0.00	\$0.00	\$0.00	\$0.00	\$0.00	\$0.00	\$0.00
Display and Exhibit supplies	\$0.00	\$0.00	\$0.00	\$0.00	\$0.00	\$0.00	\$0.00
Display and Exhibit Supplies-Animal	\$80,000.00	\$6,666.67	\$0.00	\$4,682.69	\$46,666.65	\$0.00	\$31,228.42
Display and Exhibit Supplies-Education	\$6,000.00	\$500.00	\$0.00	\$0.00	\$3,500.00	\$0.00	\$1,915.14
Docent Activities Expense	\$0.00	\$0.00	\$0.00	\$0.00	\$0.00	\$0.00	\$0.00
Docent Activities Expense-Volunteer	\$3,000.00	\$250.00	\$0.00	\$0.00	\$1,750.00	\$0.00	\$2,273.92
Enrichment Supplies	\$0.00	\$0.00	\$0.00	\$0.00	\$0.00	\$0.00	\$0.00
Enrichment Supplies	\$0.00	\$0.00	\$0.00	\$0.00	\$0.00	\$0.00	\$0.00
Event Supplies	\$0.00	\$0.00	\$0.00	\$0.00	\$0.00	\$0.00	\$0.00
Event Supplies-Marketing	\$2,500.00	\$208.33	\$0.00	\$0.00	\$1,458.31	\$0.00	\$0.00
Event Supplies-Development	\$9,450.00	\$477.08	\$0.00	\$0.00	\$7,064.56	\$0.00	\$53.50

**Fresno's Chaffee Zoo Corporation**  
**Income Statement**  
July 2018

	2018 Budget	July Budget	July Measure Z	July Actual	YTD Budget	YTD Measure Z	YTD Actual
Event Supplies-Special Events	\$66,100.00	\$9,666.67	\$0.00	\$2,143.20	\$21,716.61	\$0.00	\$14,621.51
Event Supplies-Education	\$0.00	\$0.00	\$0.00	\$0.00	\$0.00	\$0.00	\$0.00
Event Supplies-Volunteer	\$0.00	\$0.00	\$0.00	\$0.00	\$0.00	\$0.00	\$0.00
Fundraising Pins-Development	\$0.00	\$0.00	\$0.00	\$0.00	\$0.00	\$0.00	\$0.00
Graphic Supplies	\$0.00	\$0.00	\$0.00	\$0.00	\$0.00	\$0.00	\$0.00
Landscaping/Plants	\$0.00	\$0.00	\$0.00	\$0.00	\$0.00	\$0.00	\$0.00
Landscaping/Plants-Maintenance	\$0.00	\$0.00	\$0.00	\$0.00	\$0.00	\$0.00	\$200.85
Landscaping/Plants-Horticulture	\$38,000.00	\$3,166.67	\$0.00	\$629.74	\$22,166.65	\$0.00	\$27,424.25
Landscaping/Plants-Animal	\$5,000.00	\$416.67	\$0.00	\$270.13	\$2,916.65	\$0.00	\$1,064.41
Member Event Expenses	\$0.00	\$0.00	\$0.00	\$0.00	\$0.00	\$0.00	\$0.00
Member Premiums	\$0.00	\$0.00	\$0.00	\$0.00	\$0.00	\$0.00	\$0.00
Member Premiums-Marketing	\$0.00	\$0.00	\$0.00	\$0.00	\$0.00	\$0.00	\$0.00
Member Premiums-Membership	\$6,000.00	\$500.00	\$0.00	\$0.00	\$3,500.00	\$0.00	\$0.00
Member Premiums-Development	\$7,450.00	\$625.00	\$0.00	\$0.00	\$4,375.00	\$0.00	\$0.00
Member Premiums-Special Events	\$0.00	\$0.00	\$0.00	\$47.50	\$0.00	\$0.00	\$47.50
Pest Control Supplies	\$0.00	\$0.00	\$0.00	\$0.00	\$0.00	\$0.00	\$0.00
Pest Control Supplies-Maintenance	\$100.00	\$8.33	\$0.00	\$0.00	\$58.31	\$0.00	\$0.00
Pest Control Supplies-Horticulture	\$0.00	\$0.00	\$0.00	\$0.00	\$0.00	\$0.00	\$0.00
Pest Control Supplies-Animal	\$500.00	\$41.67	\$0.00	\$0.00	\$291.65	\$0.00	\$0.00
Pest Control Supplies-Veterinary	\$5,200.00	\$433.33	\$0.00	\$228.63	\$3,033.31	\$0.00	\$228.63
Photo Supplies	\$0.00	\$0.00	\$0.00	\$0.00	\$0.00	\$0.00	\$0.00
Photo Supplies-Visitor Services	\$0.00	\$0.00	\$0.00	\$0.00	\$0.00	\$0.00	\$0.00
Small Tools	\$0.00	\$0.00	\$0.00	\$0.00	\$0.00	\$0.00	\$0.00
Small Tools-Maintenance	\$3,000.00	\$250.00	\$0.00	\$820.41	\$1,750.00	\$0.00	\$1,384.43
Small Tools-Horticulture	\$1,200.00	\$100.00	\$0.00	\$0.00	\$700.00	\$0.00	\$589.62
Small Tools-Animal	\$2,000.00	\$166.67	\$0.00	\$0.00	\$1,166.65	\$0.00	\$0.00
Supplies	\$500.00	\$41.67	\$0.00	\$0.00	\$291.65	\$0.00	\$0.00
Supplies-Maintenance	\$29,525.00	\$2,460.42	\$0.00	\$390.25	\$17,222.90	\$0.00	\$17,892.18
Supplies-Horticulture	\$500.00	\$41.67	\$0.00	\$0.00	\$291.65	\$0.00	\$4,267.41
Supplies-Animal	\$0.00	\$0.00	\$0.00	\$0.00	\$0.00	\$0.00	\$0.00
Supplies-Marketing	\$4,750.00	\$395.83	\$0.00	\$0.00	\$2,770.81	\$0.00	\$1,278.08

**Fresno's Chaffee Zoo Corporation**  
**Income Statement**  
July 2018

	2018 Budget	July Budget	July Measure Z	July Actual	YTD Budget	YTD Measure Z	YTD Actual
Supplies-Membership	\$1,000.00	\$83.33	\$0.00	\$55.95	\$583.31	\$0.00	\$293.66
Supplies-Development	\$11,500.00	\$958.33	\$0.00	\$682.45	\$6,708.31	\$0.00	\$7,501.18
Supplies-Special Events	\$7,000.00	\$125.00	\$0.00	\$0.00	\$874.96	\$0.00	\$3,425.56
Supplies-Education	\$18,000.00	\$1,500.00	\$0.00	\$1,027.30	\$10,500.00	\$0.00	\$10,171.29
Supplies-Volunteer	\$2,500.00	\$208.33	\$0.00	\$0.00	\$1,458.31	\$0.00	\$0.00
Supplies-Veterinary	\$56,400.00	\$4,700.00	\$0.00	\$2,165.75	\$32,900.00	\$0.00	\$29,592.06
Supplies-Security	\$1,000.00	\$83.33	\$0.00	\$455.40	\$583.31	\$0.00	\$2,058.78
Supplies-Visitor Services	\$8,000.00	\$666.67	\$0.00	\$1,342.80	\$4,666.65	\$0.00	\$2,604.10
Supplies-Administration	\$1,000.00	\$83.33	\$0.00	\$0.00	\$583.31	\$0.00	\$260.48
Supplies-Human Resources	\$0.00	\$0.00	\$0.00	\$64.68	\$0.00	\$0.00	\$64.68
Supplies-Operations	\$250.00	\$20.83	\$0.00	\$0.00	\$145.81	\$0.00	\$0.00
Water Quality Supplies-Animal	\$75,000.00	\$6,250.00	\$0.00	\$4,704.58	\$43,750.00	\$0.00	\$47,367.30
<b>Total Supplies</b>	<b>\$566,425.00</b>	<b>\$50,595.83</b>	<b>\$0.00</b>	<b>\$19,940.91</b>	<b>\$311,945.33</b>	<b>\$0.00</b>	<b>\$258,623.92</b>
Telephone							
Telephone	\$52,000.00	\$4,333.33	\$0.00	\$1,862.61	\$30,333.31	\$0.00	\$16,478.95
Telephone-Maintenance	\$750.00	\$62.50	\$0.00	\$25.00	\$437.50	\$0.00	\$175.20
Telephone-Horticulture	\$0.00	\$0.00	\$0.00	\$0.00	\$0.00	\$0.00	\$0.00
Telephone-Animal	\$4,000.00	\$333.33	\$0.00	\$1,714.79	\$2,333.31	\$0.00	\$4,364.09
Telephone-Marketing	\$300.00	\$25.00	\$0.00	\$25.00	\$175.00	\$0.00	\$175.10
Telephone-Membership	\$300.00	\$25.00	\$0.00	\$25.00	\$175.00	\$0.00	\$175.00
Telephone-Development	\$500.00	\$41.67	\$0.00	\$25.00	\$291.65	\$0.00	\$175.00
Telephone-Special Events	\$900.00	\$75.00	\$0.00	\$64.69	\$525.00	\$0.00	\$421.99
Telephone-Education	\$1,800.00	\$150.00	\$0.00	\$50.00	\$1,050.00	\$0.00	\$692.22
Telephone-Veterinary	\$1,445.00	\$120.42	\$0.00	(\$234.22)	\$842.90	\$0.00	\$703.26
Telephone-Security	\$800.00	\$66.67	\$0.00	\$64.69	\$466.65	\$0.00	\$409.02
Telephone-Visitor Services	\$2,700.00	\$225.00	\$0.00	\$25.00	\$1,575.00	\$0.00	\$175.10
Telephone-Administration	\$2,100.00	\$175.00	\$0.00	\$116.98	\$1,225.00	\$0.00	\$726.88
Telephone-Human Resource	\$300.00	\$25.00	\$0.00	\$25.00	\$175.00	\$0.00	\$175.00
Telephone-Operations	\$300.00	\$25.00	\$0.00	\$25.00	\$175.00	\$0.00	\$175.00
<b>Total Telephone</b>	<b>\$68,195.00</b>	<b>\$5,682.92</b>	<b>\$0.00</b>	<b>\$3,814.54</b>	<b>\$39,780.32</b>	<b>\$0.00</b>	<b>\$25,021.81</b>



**Fresno's Chaffee Zoo Corporation**  
**Income Statement**  
July 2018

	2018 Budget	July Budget	July Measure Z	July Actual	YTD Budget	YTD Measure Z	YTD Actual
<b>Uniforms</b>							
Uniforms	\$7,500.00	\$625.00	\$0.00	\$0.00	\$4,375.00	\$0.00	\$0.00
Uniforms-Maintenance	\$2,500.00	\$208.33	\$0.00	\$227.21	\$1,458.31	\$0.00	\$1,284.80
Uniforms-Horticulture	\$1,200.00	\$100.00	\$0.00	\$169.45	\$700.00	\$0.00	\$471.63
Uniforms-Animal	\$15,000.00	\$1,250.00	\$0.00	\$316.90	\$8,750.00	\$0.00	\$2,534.26
Uniforms-Marketing	\$1,000.00	\$83.33	\$0.00	\$0.00	\$583.31	\$0.00	\$0.00
Uniforms-Membership	\$50.00	\$4.17	\$0.00	\$0.00	\$29.15	\$0.00	\$0.00
Uniforms-Development	\$0.00	\$0.00	\$0.00	\$0.00	\$0.00	\$0.00	\$0.00
Uniforms-Special Events	\$2,000.00	\$166.67	\$0.00	\$11.18	\$1,166.65	\$0.00	\$404.13
Uniforms-Education	\$3,000.00	\$250.00	\$0.00	\$0.00	\$1,750.00	\$0.00	\$397.52
Uniforms-Volunteer	\$6,000.00	\$500.00	\$0.00	\$170.06	\$3,500.00	\$0.00	\$2,336.72
Uniforms-Veterinary	\$400.00	\$0.00	\$0.00	\$62.65	\$300.00	\$0.00	\$348.75
Uniforms-Security	\$1,700.00	\$141.67	\$0.00	\$25.25	\$991.65	\$0.00	\$238.04
Uniforms-Visitor Services	\$1,750.00	\$145.83	\$0.00	\$33.46	\$1,020.81	\$0.00	\$100.43
Uniforms-Administration	\$750.00	\$62.50	\$0.00	\$0.00	\$437.50	\$0.00	\$0.00
Uniforms-Human Resource	\$0.00	\$0.00	\$0.00	\$2,015.40	\$0.00	\$0.00	\$11,686.31
Uniform-Teen Volunteer	\$0.00	\$0.00	\$0.00	\$0.00	\$0.00	\$0.00	\$33.72
<b>Total Uniforms</b>	<b>\$42,850.00</b>	<b>\$3,537.50</b>	<b>\$0.00</b>	<b>\$3,031.56</b>	<b>\$25,062.38</b>	<b>\$0.00</b>	<b>\$19,836.31</b>
<b>Utilities</b>							
Utilities Gas & Electric	\$725,000.00	\$75,000.00	\$58,874.47	\$58,874.47	\$415,000.00	\$335,458.61	\$335,458.61
Utilities Gas & Electric-Administration	\$0.00	\$0.00	\$0.00	\$0.00	\$0.00	\$0.00	\$0.00
Utilities Water & Sewer	\$65,000.00	\$5,416.67	\$0.00	\$16,578.48	\$37,916.65	\$0.00	\$59,465.72
Utilities Water & Sewer-Administration	\$0.00	\$0.00	\$0.00	\$0.00	\$0.00	\$0.00	\$0.00
Waste Services	\$0.00	\$0.00	\$0.00	\$7,005.06	\$0.00	\$0.00	\$29,257.81
<b>Total Utilities</b>	<b>\$790,000.00</b>	<b>\$80,416.67</b>	<b>\$58,874.47</b>	<b>2 / \$82,458.01</b>	<b>\$452,916.65</b>	<b>\$335,458.61</b>	<b>\$424,182.14</b>
<b>Other</b>							
Disposal Fees	\$0.00	\$0.00	\$0.00	\$0.00	\$0.00	\$0.00	\$0.00
Grant Fulfillment	\$0.00	\$0.00	\$0.00	\$0.00	\$0.00	\$0.00	\$0.00

# Fresno's Chaffee Zoo Corporation

## Income Statement

July 2018

	2018 Budget	July Budget	July Measure Z	July Actual	YTD Budget	YTD Measure Z	YTD Actual
Grant Fulfillment-Education	\$500.00	\$41.67	\$0.00	\$119.91	\$291.65	\$0.00	\$6,405.99
Grant Fulfillment-Volunteer	\$0.00	\$0.00	\$0.00	\$0.00	\$0.00	\$0.00	\$0.00
Program Expense	\$0.00	\$0.00	\$0.00	\$0.00	\$0.00	\$0.00	\$0.00
Freight on Purchases	\$0.00	\$0.00	\$0.00	\$0.00	\$0.00	\$0.00	\$0.00
Freight on Purchases-Animal	\$0.00	\$0.00	\$0.00	\$0.00	\$0.00	\$0.00	\$0.00
Freight on Purchases-Visitor Services	\$0.00	\$0.00	\$0.00	\$0.00	\$0.00	\$0.00	\$0.00
Freight on Purchases-Administration	\$0.00	\$0.00	\$0.00	\$0.00	\$0.00	\$0.00	\$0.00
Miscellaneous	\$4,598.00	\$383.17	\$0.00	\$0.00	\$2,682.15	\$0.00	\$1,435.50
Miscellaneous-Maintenance	\$500.00	\$41.67	\$0.00	\$0.00	\$291.65	\$0.00	\$0.00
Miscellaneous-Horticulture	\$500.00	\$41.67	\$0.00	\$0.00	\$291.65	\$0.00	\$0.00
Miscellaneous-Animal	\$2,000.00	\$166.67	\$0.00	\$4.53	\$1,166.65	\$0.00	\$520.54
Miscellaneous-Marketing	\$0.00	\$0.00	\$0.00	\$0.00	\$0.00	\$0.00	\$0.00
Miscellaneous-Development	\$0.00	\$0.00	\$0.00	\$0.00	\$0.00	\$0.00	\$0.00
Miscellaneous-Special Events	\$0.00	\$0.00	\$0.00	\$0.00	\$0.00	\$0.00	\$0.00
Miscellaneous-Education	\$500.00	\$41.67	\$0.00	\$0.00	\$291.65	\$0.00	\$0.00
Miscellaneous-Docent	\$0.00	\$0.00	\$0.00	\$0.00	\$0.00	\$0.00	\$0.00
Miscellaneous-Veterinary	\$1,000.00	\$83.33	\$0.00	\$49.58	\$583.31	\$0.00	\$49.58
Miscellaneous-Security	\$0.00	\$0.00	\$0.00	\$0.00	\$0.00	\$0.00	\$0.00
Miscellaneous-Visitor Services	\$0.00	\$0.00	\$0.00	\$0.00	\$0.00	\$0.00	\$0.00
Miscellaneous-Administration	\$1,000.00	\$83.33	\$0.00	\$0.00	\$583.31	\$0.00	\$41.10
Miscellaneous-Human Resources	\$800.00	\$66.67	\$0.00	\$0.00	\$466.65	\$0.00	\$176.00
Miscellaneous-Capital Projects	\$0.00	\$0.00	\$0.00	\$0.00	\$0.00	\$0.00	\$0.00
Retail (inventory related)							
Cash Over and Short	\$0.00	\$0.00	\$0.00	\$0.00	\$0.00	\$0.00	\$0.00
Cost of Merchandise Sold	\$0.00	\$0.00	\$0.00	\$0.00	\$0.00	\$0.00	\$0.00
Discounts and Adjustments	\$0.00	\$0.00	\$0.00	\$0.00	\$0.00	\$0.00	\$0.00
Inventory Change-Gift Shop	\$0.00	\$0.00	\$0.00	\$0.00	\$0.00	\$0.00	\$0.00
Loss on Disposal of Asset	\$0.00	\$0.00	\$0.00	\$0.00	\$0.00	\$0.00	\$0.00
Purchases-Merchandise	\$0.00	\$0.00	\$0.00	\$0.00	\$0.00	\$0.00	\$0.00

**Fresno's Chaffee Zoo Corporation**  
**Income Statement**  
July 2018

	2018 Budget	July Budget	July Measure Z	July Actual	YTD Budget	YTD Measure Z	YTD Actual
Total Retail (inventory related)	\$0.00	\$0.00	\$0.00	\$0.00	\$0.00	\$0.00	\$0.00
Total Other	\$11,398.00	\$949.85	\$0.00	\$174.02	\$6,648.67	\$0.00	\$8,628.71
<b>Total Other Expenses</b>	<b>\$6,413,239.00</b>	<b>\$521,057.31</b>	<b>\$90,203.20</b>	<b>\$526,323.78</b>	<b>\$3,675,206.85</b>	<b>\$556,102.62</b>	<b>\$3,135,028.78</b>
<b>TOTAL OPERATING EXPENSES</b>	<b>\$14,683,474.82</b>	<b>\$1,159,091.16</b>	<b>\$336,599.66</b>	<b>\$1,105,905.55</b>	<b>\$8,439,745.23</b>	<b>\$2,604,791.54</b>	<b>\$7,915,512.97</b>
<b>Expansion/Nonoperating Exp.</b>							
Expansion/Nonoperating Exp.							
Planning	\$0.00	\$0.00	\$0.00	\$0.00	\$0.00	\$0.00	\$0.00
Planning-Animal	\$0.00	\$0.00	\$0.00	\$0.00	\$0.00	\$0.00	\$0.00
Planning-Capital Project	\$0.00	\$0.00	\$0.00	\$0.00	\$0.00	\$0.00	\$0.00
City Reimbursement	\$0.00	\$0.00	\$0.00	\$0.00	\$0.00	\$0.00	\$0.00
Misc Capital Expenses	\$0.00	\$0.00	\$0.00	\$0.00	\$0.00	\$0.00	\$0.00
EIR (non MZ)	\$0.00	\$0.00	\$0.00	\$0.00	\$0.00	\$0.00	\$0.00
EIR (non MZ)-Capital Projects	\$0.00	\$0.00	\$0.00	\$0.00	\$0.00	\$0.00	\$0.00
Projects-Maintenance	\$0.00	\$0.00	\$0.00	\$0.00	\$0.00	\$0.00	\$0.00
Projects-Horticulture	\$0.00	\$0.00	\$0.00	\$0.00	\$0.00	\$0.00	\$0.00
Projects-Animal	\$0.00	\$0.00	\$0.00	\$0.00	\$0.00	\$0.00	\$0.00
Misc. Specialized Services-Capital Project	\$0.00	\$0.00	\$0.00	\$0.00	\$0.00	\$0.00	\$0.00
Total Expansion/Nonoperating Exp.	\$0.00	\$0.00	\$0.00	\$0.00	\$0.00	\$0.00	\$0.00
<b>Total Expansion/Nonoperating Exp.</b>	<b>\$0.00</b>	<b>\$0.00</b>	<b>\$0.00</b>	<b>\$0.00</b>	<b>\$0.00</b>	<b>\$0.00</b>	<b>\$0.00</b>
<b>TOTAL EXPENSES</b>	<b>\$14,683,474.82</b>	<b>\$1,159,091.16</b>	<b>\$336,599.66</b>	<b>\$1,105,905.55</b>	<b>\$8,439,745.23</b>	<b>\$2,604,791.54</b>	<b>\$7,915,512.97</b>
<b>BEGINNING FUND BALANCE</b>	<b>\$79,692,976.25</b>	<b>\$81,675,263.59</b>	<b>(\$11,465,473.29)</b>	<b>\$81,675,263.59</b>	<b>\$79,692,976.25</b>	<b>(\$9,197,281.41)</b>	<b>\$79,692,976.25</b>
<b>NET SURPLUS/(DEFICIT)</b>	<b>\$943,055.18</b>	<b>(\$46,406.98)</b>	<b>(\$336,599.66)</b>	<b>(\$177,409.18)</b>	<b>\$298,249.59</b>	<b>(\$2,604,791.54)</b>	<b>\$1,804,878.16</b>
<b>ENDING FUND BALANCE</b>	<b>\$80,636,031.43</b>	<b>\$81,628,856.61</b>	<b>(\$11,802,072.95)</b>	<b>\$81,497,854.41</b>	<b>\$79,991,225.84</b>	<b>(\$11,802,072.95)</b>	<b>\$81,497,854.41</b>

**Fresno's Chaffee Zoo Corporation**  
**Income Statement**  
July 2018

## General Ledger Report

July 2018

✓ Ties to Invoices

Date	Trans.	Journal	Reference	Debit Amount	Credit Amount	Balance
<b>1-5003-03</b>						
Account: 1-5003-03 (Animal Feed-Animal)						
7/1/2018			<i>Account Beginning Balance</i>			\$189,315.28
7/2/2018	12310-35	Accounts Payable	Bassett's Cricket Ranch, Inc.-Crickets	\$565.68		
7/2/2018	12314-154	Accounts Payable	Central Fish-Fish	\$26.93		
7/2/2018	12314-157	Accounts Payable	Central Fish-Fish	\$22.67		
7/3/2018	12310-49	Accounts Payable	Valley Produce, Inc.-Produce	✓ \$1,640.00		
7/3/2018	12314-159	Accounts Payable	West Coast Processors-Fish	\$79.38		
7/3/2018	12314-163	Accounts Payable	West Coast Processors-Fish	✓ \$1,508.21		
7/5/2018	12310-50	Accounts Payable	Visa- Premier Valley Bank-Lynn-Purina mills	\$117.62		
7/5/2018	12310-62	Accounts Payable	Visa- Premier Valley Bank-Scott- amazon, hayday, goldsta	\$24.59		
7/5/2018	12310-96	Accounts Payable	Layne Laboratories, Inc.-Frozen Mice	✓ \$1,092.08		
7/7/2018	12310-113	Accounts Payable	Central Fish-Fish	\$193.86		
7/7/2018	12310-114	Accounts Payable	Central Fish-Fish	\$37.79		
7/9/2018	12310-125	Accounts Payable	Bassett's Cricket Ranch, Inc.-Crickets	\$547.33		
7/10/2018	12310-137	Accounts Payable	Golden State Bait, Inc.-Fish	\$89.60		
7/10/2018	12340-39	Accounts Payable	Valley Produce, Inc.-Produce	✓ \$1,564.25		
7/12/2018	12310-155	Accounts Payable	Whitie's Pets-Feeders	\$26.45		
7/13/2018	12310-175	Accounts Payable	Valley Produce, Inc.-Produce	\$146.50		
7/13/2018	12340-43	Accounts Payable	Hay Company-Animal Feed	✓ \$1,904.88		
7/14/2018	12340-33	Accounts Payable	Valley Produce, Inc.-Produce	\$34.30		
7/16/2018	12310-193	Accounts Payable	Bassett's Cricket Ranch, Inc.-Crickets	\$565.68		
7/16/2018	12310-195	Accounts Payable	Valley Produce, Inc.-Produce	\$7.50		
7/16/2018	12310-199	Accounts Payable	McRoberts Sales Co., Inc.-Fish	\$60.61		
7/16/2018	12310-200	Accounts Payable	McRoberts Sales Co., Inc.-Fish	✓ \$1,090.97		
7/16/2018	12340-35	Accounts Payable	Valley Produce, Inc.-Produce	\$54.00		
7/17/2018	12310-205	Accounts Payable	Central Fish-Fish	\$193.86		
7/17/2018	12310-206	Accounts Payable	Central Fish-Fish	\$45.34		
7/17/2018	12340-37	Accounts Payable	Valley Produce, Inc.-Produce	✓ \$1,584.00		
7/18/2018	12310-207	Accounts Payable	Newco Distributors, Inc.-Mazuri Herbivore	✓ \$3,247.39		
7/23/2018	12340-45	Accounts Payable	Bassett's Cricket Ranch, Inc.-Crickets	\$547.33		
7/23/2018	12340-51	Accounts Payable	Layne Laboratories, Inc.-Frozen Mice	✓ \$2,566.47		
7/24/2018	12340-41	Accounts Payable	Valley Produce, Inc.-Produce	✓ \$1,415.70		
7/24/2018	12340-47	Accounts Payable	Golden State Bait, Inc.-Fish	\$89.60		
7/24/2018	12375-55	Accounts Payable	Hill's Pet Nutrition Sales, In-Animal Feed	\$307.44		
7/26/2018	12375-98	Accounts Payable	Hay Company-Animal Feed	✓ \$5,339.24		
7/30/2018	12375-143	Accounts Payable	Bassett's Cricket Ranch, Inc.-Crickets	\$565.68		
7/31/2018	12356-25	Accounts Payable	State Board of Equalization-2018 2nd QTR	✓ \$2,361.73		
7/31/2018	12356-27	Accounts Payable	State Board of Equalization-2018 2nd QTR	\$149.02		
7/31/2018	12375-162	Accounts Payable	Valley Produce, Inc.-Produce	✓ \$1,515.05		
<i>Account Subtotals</i>				\$31,328.73	\$0.00	

# Fresno's Chaffee Zoo Corporation

## General Ledger Report

July 2018

✓ Ties to Income Statement

Date	Trans.	Journal	Reference	Debit Amount	Credit Amount	Balance
<b>Account: 1-5003-03 (Animal Feed-Animal)</b>						
7/31/2018			Account Net Change			\$31,328.73
7/31/2018			Account Ending Balance			\$220,644.01 <span style="color: blue;">↑</span>
<b>1-5080-03</b>						
<b>Account: 1-5080-03 (Benefits-Animal)</b>						
7/1/2018			Account Beginning Balance			\$245,759.40
7/1/2018	12290-217	Accounts Payable	Ameritas Life Insurance Corp.-July-Dental Insurance	\$2,980.76		
7/6/2018	12274-46	Payroll	HSA Employer Contribution	\$76.92		
7/6/2018	12274-50	Payroll	HSA Employer Contribution	\$692.28		
7/6/2018	12274-56	Payroll	Dual Coverage Surcharge		\$50.00	
7/13/2018	12291-3	Cash Receipts	Benefits Premium - J. Sanchi		\$141.62	
7/13/2018	12291-4	Cash Receipts	Benefits Premium - K. Mehling		\$52.80	
7/19/2018	12307-4	Cash Receipts	Cobra-M. Rubinow Ins Pmt		\$521.53	
7/20/2018	12308-46	Payroll	HSA Employer Contribution	\$76.92		
7/20/2018	12308-50	Payroll	HSA Employer Contribution	\$692.28		
7/20/2018	12308-57	Payroll	Dual Coverage Surcharge		\$50.00	
			Account Subtotals	\$4,519.16 <span style="color: blue;">↑</span>	\$815.95 <span style="color: blue;">↑</span>	
7/31/2018			Account Net Change			\$3,703.21 <span style="color: blue;">✓</span>
7/31/2018			Account Ending Balance			\$249,462.61 <span style="color: blue;">↑</span>
<b>1-5080-10</b>						
<b>Account: 1-5080-10 (Benefits-Veterinary)</b>						
7/1/2018			Account Beginning Balance			\$25,659.64
7/1/2018	12290-221	Accounts Payable	Ameritas Life Insurance Corp.-July-Dental Insurance	\$240.52		
7/6/2018	12274-51	Payroll	HSA Employer Contribution	\$76.92		
7/20/2018	12308-51	Payroll	HSA Employer Contribution	\$76.92		
			Account Subtotals	\$394.36 <span style="color: blue;">↑</span>	\$0.00	
7/31/2018			Account Net Change			\$394.36 <span style="color: blue;">✓</span>
7/31/2018			Account Ending Balance			\$26,054.00 <span style="color: blue;">↑</span>
<b>1-5131-03</b>						
<b>Account: 1-5131-03 (Payroll Taxes-Animal)</b>						
7/1/2018			Account Beginning Balance			\$90,485.58
7/6/2018	12274-66	Payroll	Payroll Taxes	\$635.74		
7/6/2018	12274-72	Payroll	Payroll Taxes	\$6,230.10		
7/20/2018	12308-67	Payroll	Payroll Taxes	\$620.69		
7/20/2018	12308-73	Payroll	Payroll Taxes	\$6,284.95		

# Fresno's Chaffee Zoo Corporation

## General Ledger Report

July 2018

✓ Ties to Income Statement

Date	Trans.	Journal	Reference	Debit Amount	Credit Amount	Balance
<b>Account: 1-5131-03 (Payroll Taxes-Animal)</b>						
			<i>Account Subtotals</i>	\$13,771.48	\$0.00	
7/31/2018			<i>Account Net Change</i>			\$13,771.48 ✓
7/31/2018			<i>Account Ending Balance</i>			\$104,257.06
<b>1-5131-10</b>						
<b>Account: 1-5131-10 (Payroll Taxes-Veterinary)</b>						
7/1/2018			<i>Account Beginning Balance</i>			\$8,090.11
7/6/2018	12274-73	Payroll	Payroll Taxes	\$850.46		
7/20/2018	12308-74	Payroll	Payroll Taxes	\$829.74		
			<i>Account Subtotals</i>	\$1,680.20	\$0.00	
7/31/2018			<i>Account Net Change</i>			\$1,680.20 ✓
7/31/2018			<i>Account Ending Balance</i>			\$9,770.31
<b>1-5153-03</b>						
<b>Account: 1-5153-03 (Retirement Contribution-Animal)</b>						
7/1/2018			<i>Account Beginning Balance</i>			\$32,605.30
7/6/2018	12274-20	Payroll	7/6/2018 retirement match	\$130.31		
7/6/2018	12274-25	Payroll	7/6/2018 retirement match	\$2,260.80		
7/20/2018	12308-20	Payroll	7/20/2018 retirement match	\$128.86		
7/20/2018	12308-25	Payroll	7/20/2018 retirement match	\$2,276.28		
			<i>Account Subtotals</i>	\$4,796.25	\$0.00	
7/31/2018			<i>Account Net Change</i>			\$4,796.25 ✓
7/31/2018			<i>Account Ending Balance</i>			\$37,401.55
<b>1-5153-10</b>						
<b>Account: 1-5153-10 (Retirement Contribution-Veterinary)</b>						
7/1/2018			<i>Account Beginning Balance</i>			\$2,397.60
7/6/2018	12274-26	Payroll	7/6/2018 retirement match	\$196.59		
7/20/2018	12308-26	Payroll	7/20/2018 retirement match	\$189.86		
			<i>Account Subtotals</i>	\$386.45	\$0.00	
7/31/2018			<i>Account Net Change</i>			\$386.45 ✓
7/31/2018			<i>Account Ending Balance</i>			\$2,784.05
<b>1-5165-03</b>						

## General Ledger Report

July 2018

✓ Ties to Income Statement

Date	Trans.	Journal	Reference	Debit Amount	Credit Amount	Balance
<b>Account: 1-5165-03 (Salaries-Animal)</b>						
7/1/2018			<i>Account Beginning Balance</i>			\$1,189,786.19
7/6/2018	12274-2	Payroll	Salaries	\$8,310.20		
7/6/2018	12274-8	Payroll	Salaries	\$81,976.31		
7/13/2018	12291-6	Cash Receipts	Jury Duty - M. Reis		\$15.00	
7/20/2018	12308-2	Payroll	Salaries	\$8,113.39		
7/20/2018	12308-8	Payroll	Salaries	\$82,692.71		
			<i>Account Subtotals</i>	\$181,092.61	\$15.00	
7/31/2018			<i>Account Net Change</i>			\$181,077.61 ✓
7/31/2018			<i>Account Ending Balance</i>			\$1,370,863.80
<b>1-5165-10</b>						
<b>Account: 1-5165-10 (Salaries-Veterinary)</b>						
7/1/2018			<i>Account Beginning Balance</i>			\$102,302.35
7/6/2018	12274-9	Payroll	Salaries	\$11,160.44		
7/20/2018	12308-9	Payroll	Salaries	\$10,889.57		
			<i>Account Subtotals</i>	\$22,050.01	\$0.00	
7/31/2018			<i>Account Net Change</i>			\$22,050.01 ✓
7/31/2018			<i>Account Ending Balance</i>			\$124,352.36
<b>1-5191-00</b>						
<b>Account: 1-5191-00 (Utilities Gas &amp; Electric)</b>						
7/1/2018			<i>Account Beginning Balance</i>			\$276,584.14
7/5/2018	12310-94	Accounts Payable	P G & E-Services through 06/05/18-07/0	\$3,480.52		
7/5/2018	12310-103	Accounts Payable	P G & E-Services through 06/05/18-07/0	\$53,937.06		
7/6/2018	12310-107	Accounts Payable	P G & E-Services through 6/6/18-07/06/	\$1,319.60		
7/22/2018	12356-4	Accounts Payable	P G & E-Services through 6/21/18-07/20/	\$86.64		
7/22/2018	12356-6	Accounts Payable	P G & E-Services through 6/21/18-7/20/	\$50.65		
			<i>Account Subtotals</i>	\$58,874.47	\$0.00	
7/31/2018			<i>Account Net Change</i>			\$58,874.47 ✓
7/31/2018			<i>Account Ending Balance</i>			\$335,458.61
<b>1-5200-03</b>						
<b>Account: 1-5200-03 (Workers Comp-Animal)</b>						
7/1/2018			<i>Account Beginning Balance</i>			\$96,762.32



# Fresno's Chaffee Zoo Corporation

## General Ledger Report

July 2018

✓ Ties to Income Statement

Date	Trans.	Journal	Reference	Debit Amount	Credit Amount	Balance
<b>Account: 1-5200-03 (Workers Comp-Animal)</b>						
7/6/2018	12274-84	Payroll	Workers Comp	\$771.35		
7/6/2018	12274-90	Payroll	Workers Comp	\$7,444.21		
7/20/2018	12308-85	Payroll	Workers Comp	\$753.72		
7/20/2018	12308-91	Payroll	Workers Comp	\$7,517.45		
<i>Account Subtotals</i>				\$16,486.73	\$0.00	
7/31/2018			<i>Account Net Change</i>			\$16,486.73 ✓
7/31/2018			<i>Account Ending Balance</i>			\$113,249.05
<b>1-5200-10</b>						
<b>Account: 1-5200-10 (Workers Comp-Veterinary)</b>						
7/1/2018			<i>Account Beginning Balance</i>			\$8,443.97
7/6/2018	12274-91	Payroll	Workers Comp	\$1,037.39		
7/20/2018	12308-92	Payroll	Workers Comp	\$1,012.77		
<i>Account Subtotals</i>				\$2,050.16	\$0.00	
7/31/2018			<i>Account Net Change</i>			\$2,050.16 ✓
7/31/2018			<i>Account Ending Balance</i>			\$10,494.13
7/1/2018			<i>Grand Total Beginning Balance</i>			\$2,268,191.88
7/31/2018			<i>Grand Total Net Change</i>			\$336,599.66
7/31/2018			<i>Grand Total Ending Balance</i>			\$2,604,791.54

# VALLEY PRODUCE, INC.

P.O. BOX 11664, FRESNO, CALIFORNIA 93774  
e-mail: valleypro@comcast.net

Sold to

PHONE (559) 237-3328  
FAX (559) 237-5611

Date

No. C 2505022

✓	QUAN.	ITEM	PRICE	AMOUNT	✓	QUAN.	ITEM	PRICE	AMOUNT	✓	QUAN.	ITEM	PRICE	AMOUNT
		Broccoli Florets												
✓	19	BROCCOLI Crown (18ct)	990	18810	✓	18	EGGS 15/doz	1760	31680	✓	2	CARROTS 50#/-25#	2500	5000
✓	4	CAULIFLOWER	600	2400	✓	2	St Yogurt	750	1500			Grabits 100/200 ct		
		CELERY			✓	1	KALE	1800	1800			48/1# Carrot		
		CABBAGE white			✓	15	LEEKs	1000	15000			Baby Carrot		
		CABBAGE red			✓	20	CORN	1000	20000			Pinto Beans #100		
		CILANTRO					HERBS			✓	1	CATs	2200	
✓	2	SPRING MIX 3#	4800	9600	✓	4	Cat Food	360	1440			J. Yel. Onions		
✓	2	Calland Hsann	4800	9600	✓	1	20th med brown Rice	1950	1950			Red Onions		
		LETTUCE			✓	1	Jello	250	250	✓	1	Flour Corn	475	
✓	4	Green Leaf	1650	6600			Rosemary					Potatoes		
✓	3	Red Leaf	1650	4950			Thyme					10/5 Russet		
✓	21	Romaine	1800	37800	✓	1	Peanut Butter	950	950			5/10 Russet		
		SPINACH 2 1/2 #	200	4000	✓	6	Apples	16200	97200			Ctn. Russet		
		EGGPLANT					Apples					Red Potatoes sz		
✓	1	Jurnip Green	2350	2350			Apples Sliced 100/200			✓	8	Froz Veggies	3800	
✓	2	PARSLEY Flat / Curly	5500	11000	✓	2	Lewis Chard	4200	8400	✓	4	YAMS (Med) Jumbo	2500	10000
		GREEN ONIONS					Oranges					Jicama		
		RADDISH					Lemons			✓	1	Spea Squash	200	
✓	10	GREEN BEANS	1500	15000	✓	3	Banana's	7350	22050	✓	15	FCUCUMBERS	1350	
		ASPARAGUS					Raspberries			✓	1	Butternut Sq.	200	
✓	1	BELL PEPPER Green	1900	1900	✓	10	Blueberries	1800	18000	✓	1	SQUASH Acorn	200	
		BELL PEPPER Red			✓	1	Blackberries			✓	1	Med. I.T. Squash	1800	
		Chili Jalapeno			✓	1	GRAPES Red	3300	3300	✓	2	Yellow Squash		
		Chili Tomatillo			✓	1	GRAPES Lunch Bunch	3375	3375	✓	3	Grapefruit	200	
		Chili Long Grn/Pasilla			✓	1	Dried figs	1150	1150			Avocado (Ripe)	450	
✓	1	Curly Endive	3450	3450	✓	1	Mango's					Avocado (Firm)		
		Alfalfa Sprouts 1#/4oz			✓	4	Nectarines					Garlic (5#Peeled)		
		Bean Sprouts			✓	4	Papaya	1000	4000	✓	2	Garlic -(Whole)		
		Cole Slaw(white cabbage)			✓	1	Peach	4300	4300	✓	2	Sweet Potatoe	48	
		Cabbage Shred Red			✓	2	Pear 100mg 40#	600	1200	✓	12	TOMATOES	1200	
		Carrot Shred / Coin			✓	2	Pineapple					ROMA TOMATOES		
		Carrot Sticks 2/4			✓	4	Plum					GRAPE TOMATOES		
		Celery Sticks 2/4			✓	4	Strawberry	1000	4000	✓	1	CHERRY TOMATOES		
		Yel. Onions Sliced/Diced			✓	2	Stone Fruit (Peach)	240	480	✓	4	Jurnip	300	
		Red Onions Sliced/Diced			✓	8	MELON			✓	4	GAL. Distilled water	1300	
		Tossed Salad / SC			✓	2	Cantaloupe	1200	2400			MUSHROOMS (sliced)		
		Shred Lettuce			✓	2	Honeydew	600	1200			Button Mushroom	FOOD	
		Cabbage/Romaine Blend			✓	2	Watermelon #	1200	2400	✓	10	Medium Mushroom	2050	
												Portabella Mushroom		
												12/8 oz. Mushroom		

ORDER FILLED BY

DELIV. BY

RECEIVED IN GOOD ORDER BY

DATE

TOTAL

165300

TERMS: NET CASH - A FINANCE CHARGE OF 1 1/2 % PER MONTH (18% PER YEAR) WILL BE CHARGED ON PAST DUE ACCOUNTS.  
ALL CLAIMS FOR RETURN OF GOODS MUST BE MADE WITHIN 24 HOURS AFTER RECEIPT OF MERCHANDISE.

THANK YOU

500303 0032 16407 5045030032 1300 1-5003-03

**West Coast Processors**

19051 Goldenwest St Ste 106-211  
Huntington Beach, CA 92648

**Invoice**

Date Invoice #  
7/3/2018 15107

**Bill To**

Fresno Chaffee Zoo  
894 W Belmont Ave  
FRESNO, CA 93728

**Ship To**

Fresno Chaffee Zoo  
894 W Belmont Ave  
FRESNO, CA 93728

P.O. Number	Terms	Rep	Ship	Via	F.O.B.	Booking Number
SEE BELOW	Net 30	LdA	7/2/2018	HTI	Delivered	N/A

Quantity	Lot No.	Description	Price Per/Lb.	Amount
2,006.19	80156	Frozen Pacific Herring 10 kg Cartons	0.62	1,243.84
1	Freight	Freight	343.75	343.75

SLCFISH001R16

5003-03 0125 1,508.21 ✓  
5003-03 0032 79.38

Thank you for your business.

**Total**

\$1,587.59

1-5003-03 y  
As divide

# LayneLabs

Natural Diets For Pets & Wildlife

4303 Huasna Rd.  
Arroyo Grande, CA 93420

## INVOICE

DATE 7/5/2018

INVOICE 110802

### CUSTOMER

Chaffee Zoo  
894 W. Belmont Ave.  
Fresno, CA 93728

PHONE	
TRACKING	781726773257
ORDER REF	
TERMS	Net 030

ORDERED	SKU	DESCRIPTION	RATE	EXTENDED
800	MF5000	Frozen Mice - Hoppers	0.50	400.00
1,000	MF0000	Frozen Mice - 1-Day-Old	0.30	300.00
150	RF04000	Frozen Rats - Small	1.75	262.50
1	LAYNE LAB...	Freight	54.99	54.99



LayneLabs.com  
Orders@LayneLabs.com  
805-474-1354

Subtotal:	\$1,017.49
Sales Tax: (7.75%)	\$74.59
Total Cost:	\$1,092.08
Payments:	\$0.00

**BALANCE DUE:**

\$1,092.08 ✓

1-5003-036

**VALLEY PRODUCE, INC.**

Sold to

*Fresno Chaffee Zoo*

Date

*7/10/18*

P.O. BOX 11664, FRESNO, CALIFORNIA 93774

PHONE (559) 237-3328

FAX (559) 237-5611

**No. C 2504855**

e-mail: valleypro@comcast.net

✓	QUAN.	ITEM	PRICE	AMOUNT	✓	QUAN.	ITEM	PRICE	AMOUNT	✓	QUAN.	ITEM	PRICE	AMOUNT
		Broccoli Florets												
X (10)		BROCCOLI Crown (18ct)		1350	X (16)		EGGS 15/doz		1200	X 4		CARROTS 50# / 25#	2800	10000
X (14)		CAULIFLOWER		600								Grabits 100/200 ct		
		CELERY			X 30		KALE	1700	5100			48/1# Carrot		
		CABBAGE white			X (5)		LEEK		1000			Baby Carrot		
		CABBAGE red			X (20)		CORN		1000			Pinto Beans #100		
		CILANTRO					HERBS			X (1)		<i>Fresh Corn</i>		475
		SPRING MIX 3#					Basil					J. Yel. Onions		
X 1 case		<i>Catfish</i>	2350				Chives					Red Onions		
		LETTUCE					Mint			X (8)		<i>Fresh Veggies</i>		3800
X 30		Green Leaf	1700	5100			Rosemary					Potatoes		
X 20		Red Leaf	1700	3400			Thyme					10/5 Russet		
X 21 case		Romaine - 20 cases Platform	1800	3780	X 1		<i>Box Yogurt</i>		375			5/10 Russet		
		SPINACH 2 1/2 #1 case					Apples					Ctn. Russet		
		EGGPLANT			X 2		Apples <i>Delta</i>	2700	5400			Red Potatoes ____ sz		
X 1 case		<i>Curly Endive</i>	2450				Apples Sliced 100/200			X 2		<i>Swiss Chard</i>	2075	4150
		PARSLEY Flat / Curly			X 1		<i>Mixed Nut</i>			X 4		YAMS (Med) Jumbo	2500	10000
X 2		<i>Hardhead Greens</i>	5500				Oranges			X 12		<i>Jicama Sweet Potatoes</i>		4800
		GREEN ONIONS			X 2		Lemons		3000	X 2		<i>Collard Greens</i>	2450	4900
		RADDISH					Limes			X 15		CUCUMBERS		1200
X 10		GREEN BEANS	1700	1700	X 3		Banana's		2350			SQUASH <i>Butternut</i>		200
		ASPARAGUS					Raspberries			X (1)		Med. I.T. Squash		1750
X 2 # Kani			4000		X (6)		Blueberries	1800		X 1 case		Yellow Squash		
X 10		BELL PEPPER Green	1950				Blackberries					<i>Spec. Squash</i>		200
		BELL PEPPER Red			X 7		GRAPES Red	3300		X (1)		Avocado (Ripe)		450
		Chili Jalapeno					GRAPES Lunch Bunch			X (3)		Avocado (Firm)		
		Chili Tomatillo			X 2		<i>Grapefruit</i>	350				Garlic (5# Peeled)		
		Chili Long Grn/Pasilla			X 1		Mango's	1200				Garlic (Whole)		
X 25 #		<i>Beets</i>	1600				Nectarines					<i>Jalapeno</i>		2375
		Alfalfa Sprouts 1#/4oz			X 5		Papaya	1250		X 1		TOMATOES <i>CL</i>		2050
		Bean Sprouts			X 2		Peach	400		X 1		ROMA TOMATOES		
		Cole Slaw (white cabbage)					Pear					GRAPE TOMATOES		
		Cabbage Shred Red			X (3)		Pineapple	900				CHERRY TOMATOES		
		Carrot Shred / Coin					Plum					<i>Potatoes</i>		3875
		Carrot Sticks 2/4			X (4)		Strawberry	1700		X 1		<i>Swiss Chard</i>		2375
		Celery Sticks 2/4			X 1		<i>Raisins</i>	600		X 1		MUSHROOMS (sliced)		
		Yel. Onions Sliced/Diced					MELON					Button Mushroom		
		Red Onions Sliced/Diced			X (6)		Cantaloupe	1200				Medium Mushroom		2050
		Tossed Salad / SC			X (2)		Honeydew	700		X 10		Portabella Mushroom		
		Shred Lettuce			X (3)		Watermelon #	650	1950			12/8 oz. Mushroom		
		Cabbage/Romaine Blend												

ORDER FILLED BY

DELIV. BY

RECD BY

TOTAL

1564.25

TERMS: NET CASH - A FINANCE CHARGE OF 1 1/2 % PER MONTH (18% PER YEAR) WILL BE CHARGED ON PAST DUE ACCOUNTS.

THANK YOU

ALL CLAIMS FOR RETURN OF GOODS MUST BE MADE WITHIN 24 HOURS AFTER RECEIPT OF MERCHANDISE.

1-5003-084



✓ Ties to General Ledger

**THE HAY COMPANY**  
 10470 E. MCKINLEY  
 SANGER, CA 93657  
 (559) 251-2981

CUSTOMER P.O. NUMBER \_\_\_\_\_ DATE July 13 20 18  
 NAME Chaffee Zoo  
 ADDRESS \_\_\_\_\_

CITY \_\_\_\_\_  
 SOLD BY \_\_\_\_\_ CASH \_\_\_\_\_ CHARGE ☒ CUSTOMER ACCOUNT # \_\_\_\_\_

QUAN.	DESCRIPTION	PRICE	AMOUNT
	<u>Rhino</u>		
<u>2</u>	<u>Oat</u>	<u>15.95</u>	<u>31.90</u>
<u>1</u>	<u>Alfalfa</u>		<u>16.95</u>
<u>12</u>	<u>Orchard</u>	<u>19.95</u>	<u>239.40</u>
<u>9</u>	<u>Bernuda</u>	<u>15.95</u>	<u>143.55</u>
	<u>Apricot</u>		
<u>38</u>	<u>Oat</u>	<u>15.95</u>	<u>606.10</u>
<u>3</u>	<u>Alfalfa</u>	<u>16.95</u>	<u>50.85</u>
<u>16</u>	<u>Bernuda</u>	<u>15.95</u>	<u>255.20</u>
<u>3</u>	<u>May. Enrichment</u>	<u>39.98</u>	<u>119.94</u>
<u>1</u>	<u>Oats 100</u>		<u>18.80</u>
<u>1</u>	<u>May. Potting Zoo</u>		<u>31.50</u>
	<u>Delivery</u>		<u>250.00</u>
	<u>Boyle Stall</u>		
	<u>LAII food</u>		
	<u>Chaffee Zoo</u>		
		TAX	<u>140.69</u>
		TOTAL	<u>1904.88</u> ✓ IF

TERMS: Bills are due and payable on the 10th of the month. PAST DUE bills are subject to 1 1/2% interest per month. (ANNUAL RATE 18%)

INVOICE

No. 147393

Rec'd By

Sel by H. & Chip  
 1-5003-03

PO Box 489 | Ruskin, FL 33575 | Phone 813.645.2561 | Fax 813.645.2565 | www.mcrobertysales.com


**McRoberts®**  
 SALES CO., INC.

SINCE 1968

## Sales Invoice

CUSTOMER BILL-TO INFORMATION				CUSTOMER NO	INVOICE NO
FRESNO CHAFFE ZOO				01515	53285
SEE SPREADSHEET				INVOICE DATE	TERMS
894 W. BELMONT				7/16/2018	Net 30
FRESNO	CA	93728		Page 1 of 1	
SALES PERSON		F.O.B.		FREIGHT TERMS	
DAWN		CA, FRESNO		<input checked="" type="checkbox"/> Prepaid <input type="checkbox"/> Collect	
DATE SHIPPED		CUSTOMER ORDER NO.		SHIPPED VIA	
7/16/2018				MINUTEMAN	

CASES	SIZE	COMMODITY	LOT #	WGHT.	PRICE	AMOUNT
55.00	1/1	10.00 KG CAPELIN	85969	1,212.53	\$0.6700 LB	\$812.40

Pls divide  
1-5003-03  
y

5003-03 0125 1090.97 ✓  
 5003-03 0032 60.61  
 5003-08 0092 60.61

55.00	MESSAGES	OTHER CHARGES	1,212.53	Sub Total	\$812.40
		PLUS FREIGHT	\$335.00		
				Other Charges	\$335.00
				Tax 7.9750%	\$64.79
				Total Amount	\$1,212.19

**VALLEY PRODUCE, INC.**

Sold to

*Fresno Chaffee Zoo*

Date

*7/17/18*

P.O. BOX 11664, FRESNO, CALIFORNIA 93774

PHONE (559) 237-3628

e-mail: valleypro@comcast.net

FAX (559) 237-5611

**No. C 2505398**

✓	QUAN.	ITEM	PRICE	AMOUNT	✓	QUAN.	ITEM	PRICE	AMOUNT	✓	QUAN.	ITEM	PRICE	AMOUNT
		<b>Broccoli Florets</b>												
X	(9)	BROCCOLI Crown /18ct	950	8550	X	(2)	EGGS 15/doz	500	1000	X	4	CARROTS 50#-25#	2900	11600
X	(3)	CAULIFLOWER	450	1350	X	(1)	Qt Yogurt	250	250			Grabits 100/200 ct		
		CELERY			X	(1)	KALE	1800	1800			48/1# Carrot		
		CABBAGE white			X	(4)	LEEEKS (4)	1000	4000			Baby Carrot		
		CABBAGE red					CORN					Pinto Beans #100		
		CILANTRO					HERBS			X	2 case	Collard Greens	2400	4800
		SPRING MIX 3#					Basil					J. Yel. Onions		
X	1	NOPALES/CATUS	2375	2375			Chives					Red Onions		
		LETTUCE					Mint			X	2 case	Swiss Chard	2050	4100
X	3 case	Green Leaf	1800	5400			Rosemary					Potatoes		
X	2 case	Red Leaf	1750	3500			Thyme					10/5 Russet		
X	22 case	Romaine	1800	39600			Apples	250	8800			5/10 Russet		
		SPINACH 2 1/2 #			X	3	Apples	250	8800			Ctn. Russet		
		EGGPLANT					Apples Sliced 100/200					Red Potatoes ____ sz		
		PARSLEY Flat / Curly			X	2 #	Almonds NO Shell NO SALT	1350	2700	X	8	Flour Virgin	3800	3800
X	1	Baby Rice Cereal	350	350			Oranges			X	4	YAMS Med Jumbo	2500	10000
		GREEN ONIONS					Lemons					Jicama		
		RADDISH					Limes			X	2 case	Jumbo Sweet Potatoes	4800	4800
X	10 #	GREEN BEANS	1500	15000	X	3 case	Banana's	2400	7200	X	15 #	CUCUMBERS	1350	1350
		ASPARAGUS					Raspberries			X	2	Pumpkin Squash	700	700
X	1 case	Curly Endive	3450	3450	X	(6)	Blueberries	1800	10800	X	(1)	SQUASH Butternut	200	200
X	1 case	BELL PEPPER Green	2200	2200			Blackberries			X	2 case	Med. I.T. Squash	1800	3600
		BELL PEPPER Red			X	10 #	GRAPES Red	3300	3300	X	2 #	Yellow Squash		
		Chili Jalapeno					GRAPES Lunch Bunch			X	2 #	Bluefruit	250	250
		Chili Tomatillo			X	2 #	Kiwi	300	300	X	(3)	Avocado (Ripe)	450	450
		Chili Long Grn/Pasilla			X	10 #	Mango's	1200	1200			Avocado (Firm)		
							Nectarines					Garlic (5#Peeled)		
		Alfalfa Sprouts 1#/4oz			X	(5)	Papaya	1500	1500	X	1	Garlic (Whole)		
		Bean Sprouts					Peach			X	1 case	Sunip Greens	2300	2300
		Cole Slaw(white cabbage)			X	10 #	Pear	3775	3775	X	1 case	TOMATOES	1900	1900
		Cabbage Shred Red			X	(3)	Pineapple	900	900			ROMA TOMATOES		
		Carrot Shred / Coin					Plum					GRAPE TOMATOES		
		Carrot Sticks 2/4			X	(4)	Strawberry	1200	1200	X	1 case	CHERRY TOMATOES		
		Celery Sticks 2/4			X	2 #	Stone Fruit (Peach)	200	200			<i>Dandelion Greens</i>	5500	5500
		Yel. Onions Sliced/Diced					MELON					MUSHROOMS (sliced)		
		Red Onions Sliced/Diced			X	(12)	Cantaloupe (12) 1 case	1250	1250			Button Mushroom		
		Tossed Salad / SC					Honeydew			X	30 #	Medium Mushroom	2250	4100
		Shred Lettuce			X	(4)	Watermelon #	2400	2400			Portabella Mushroom		
		Cabbage/Romaine Blend										12/8 oz. Mushroom		

ORDER FILLED BY

DELIV. BY

REC'D IN GOOD ORDER

C.D.B.

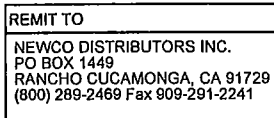
**TOTAL****158400**

THANK YOU

TERMS: NET CASH - A FINANCE CHARGE OF 1 1/2 % PER MONTH (18% PER YEAR) WILL BE CHARGED ON PAST DUE ACCOUNTS.  
ALL CLAIMS FOR RETURN OF GOODS MUST BE MADE WITHIN 24 HOURS AFTER RECEIPT OF MERCHANDISE.

1-503 0311





S100818659.001

BILL TO # 14132		SHIP TO # 14132		SHIP DATE: 07/18/2018	
FRESNO CHAFFEE ZOO 894 W BELMONT AVE FRESNO FRESNO, CA 93728 559-492-4435		FRESNO CHAFFEE ZOO 894 W BELMONT AVE FRESNO FRESNO, CA 93728 559-492-4435		CUSTOMER PO:	
				ORDERED BY: BROOKE	
				INVOICE TOTAL: 3,247.39	

CSR	SALESPERSON	DRIVER	SHIP VIA	TERMS	PAYMENT DUE
LINDA ANGULO	BRUCK REINBACH		NEWCO TRUCK SF	NET DUE 30 DAYS	08/17/2018

ITEM	DESCRIPTION	MFG	DATE	LOT	ORD QTY	SHIP QTY	NET	EXTENDED
5649	MAZURI ADF 25 HERBIVORE 50LB Product has been special ordered.	5ZZZ			120ea	120ea	24.97	2996.40
100062	DROP CHARGE	000000			1ea	1ea	11.00	11.00

**Past Due invoices may be subject to 2% late charge.**

SUBTOTAL	3007.40
DELIVERY CHARGES	0.00
TAX	239.99
PAYMENTS	70.00
AMOUNT DUE	3247.39

1-5203-03 *h*

✓Ties to General Ledger

# LayneLabs

Natural Diets For Pets & Wildlife

4303 Huasna Rd.  
Arroyo Grande, CA 93420

## INVOICE

DATE 7/23/2018

INVOICE 1104569

**CUSTOMER**

Chaffee Zoo  
894 W. Belmont Ave.  
Fresno, CA 93728

PHONE

TRACKING

781962797270

ORDER REF

TERMS

Net 030

ORDERED	SKU	DESCRIPTION	RATE	EXTENDED
1,000	MF2000	Frozen Mice - Large Pinkies	0.30	300.00
1,000	MF5000	Frozen Mice - Hoppers	0.50	500.00
100	MF4000	Frozen Mice - Large Fuzzies	0.35	35.00
400	MF8000	Frozen Mice - Large	0.70	280.00
300	RF04000	Frozen Rats - Small	1.75	525.00
200	RF08000	Frozen Rats - Large	2.75	550.00
1	LAYNE LAB...	Freight	206.74	206.74



LayneLabs.com  
Orders@LayneLabs.com  
805-474-1354

Subtotal: ~~\$2,396.74~~

Sales Tax: (7.75%) \$169.73

Total Cost: \$2,566.47 ✓

Payments: \$0.00

**BALANCE DUE:** \$2,566.47

1-5003-036

**VALLEY PRODUCE, INC.**Sold to Greens Chaffu ZooDate 7/24/18

P.O. BOX 11664, FRESNO, CALIFORNIA 93774

PHONE (559) 237-3328

**No. C 2505482**

e-mail: valleypro@comcast.net

FAX (559) 237-5611

✓	QUAN.	ITEM	PRICE	AMOUNT	✓	QUAN.	ITEM	PRICE	AMOUNT	✓	QUAN.	ITEM	PRICE	AMOUNT
		Broccoli Florets												
✓	19	BROCCOLI Grown (18ct)	1100	20900	✓	5	EGGS 18/doz	1125	5625	✓	4	CARROTS 50# 25#	2900	11600
✓	14	CAULIFLOWER	600	8400	✓	2	Qt. Yogurt	700	1400			Grabits 100/200 ct		
		CELERY			✓	1	KALE	1800	1800			48/1# Carrot		
		CABBAGE white			✓	4	LEEKs	800	3200			Baby Carrot		
		CABBAGE red					CORN					Pinto Beans #100		
		CILANTRO					HERBS			✓	1 case	Catus	2350	
		SPRING MIX 3#					Basil					J. Yel. Onions		
✓	1 case	Turnip greens	2900	2900			Chives					Red Onions		
		LETTUCE					Mint			✓	8	FROZ Veggies	3800	
✓	4 case	Green Leaf	1850	7400			Rosemary					Potatoes		
✓	3 case	Red Leaf	1800	5400			Thyme					10/5 Russet		
✓	17 case	Romaine	1800	30600	✓	2	Grapefruit	400	800			5/10 Russet		
		SPINACH 2 1/2 #			✓	4	Apples	2900	11600			Ctn. Russet		
		EGGPLANT					Apples					Red Potatoes ____ sz		
✓	2 case	Collard Greens	2450	4900			Apples Sliced 100/200			✓	1	FROZ Corn	475	
		PARSLEY Flat / Curly			✓	1 case	Dried Fig	3475	3475	✓	2	YAMS Med Jumbo	2500	5000
✓	2 case	Swiss chard	2150	4300			Oranges					Jicama		
		GREEN ONIONS			✓	2	Lemons	300	600	✓	1 case	Jumbo Sweet Potato	2400	
		RADDISH					Limes			✓	15	CUCUMBERS	1200	
✓	10	GREEN BEANS	1400	14000	✓	1 case	Banana's	2450	2450			SQUASH ACORN	400	
		ASPARAGUS					Raspberries			✓	2	Med. I.T. Squash	1800	
✓	1	Box Baking Soda	500	500	✓	6	Blueberries	1800	10800	✓	1 case	Yellow Squash Spec	200	
✓	1 case	BELL PEPPER Green	2600	2600			Blackberries			✓	1	butternut	200	
		BELL PEPPER Red			✓	1 case	GRAPES Red	2975	2975	✓	1	Avocado (Ripe)	450	
		Chili Jalapeno					GRAPES Lunch Bunch			✓	3	Avocado (Firm)		
		Chili Tomatillo			✓	2	# Kiwi	300	600			Garlic (5# Peeled)		
		Chili Long Grn/Pasilla			✓	1 case	Mango's	1200	1200			Garlic (Whole)		
✓	2	Perennials	600	1200	✓	2	Nectarines	300	600	✓	2	Boxes Jello Sugar Free	500	
		Alfalfa Sprouts 1#/4oz			✓	3	Papaya	450	1350	✓	1 case	TOMATOES	2300	
		Bean Sprouts					Peach					ROMA TOMATOES		
		Cole Slaw (white cabbage)					Pear					GRAPE TOMATOES		
✓	4	Cabbage Shred Red			✓	2	Pineapple	600	1200			CHERRY TOMATOES		
		Carrot Shred 1/2 in	520	2080	✓	4	Strawberry	1200	4800	✓	2	Dandelion	2850	5700
		Carrot Sticks 2/4			✓	1	Apple Sauce	450	450	✓	1	Curly Endive	3450	
		Celery Sticks 2/4					MELON					MUSHROOMS (sliced)		
		Yel. Onions Sliced/Diced			✓	3	Cantaloupe	450	1350			Button Mushroom		
		Red Onions Sliced/Diced			✓	1	Honeydew	350	350	✓	10	Medium Mushroom	2050	
		Tossed Salad / SC			✓	3	Watermelon #	1950	5850			Portabella Mushroom		
		Shred Lettuce			✓	1	PAG PASTA	150	150			12/8 oz. Mushroom		
		Cabbage/Romaine Blend			✓	1	BROWN RICE							

ORDER FILLED BY \_\_\_\_\_ DELIV. BY \_\_\_\_\_

READ IN GOOD ORDER BY \_\_\_\_\_ C.O.P.

TOTAL ▶

THANK YOU

TERMS: NET CASH - A FINANCE CHARGE OF 1 1/2 % PER MONTH (18 % PER YEAR) WILL BE CHARGED ON PAST DUE ACCOUNTS.  
ALL CLAIMS FOR RETURN OF GOODS MUST BE MADE WITHIN 24 HOURS AFTER RECEIPT OF MERCHANDISE.

11-5003-030

# THE HAY COMPANY

10470 E. McKINLEY  
SANGER, CA 93657  
(559) 251-2981

RECEIVED

AUG 02 2018

CUSTOMER  
P.O. NUMBER

DATE

BY: July 26 2018

NAME

ADDRESS

CITY

SOLD BY

CASH

~~CHARGE~~

CUSTOMER ACCOUNT #

QUAN.	DESCRIPTION	PRICE	AMOUNT
	Asia		
6	Oat	15.95	95.70
2	Alfalfa	16.45	33.90
15	Orchard	19.95	299.25
15	Bermuda	15.95	239.25
	Africa		
10	Oat	15.95	159.50
7	Alfalfa	16.45	118.65
26	Bermuda	15.95	414.70
24	Orchard	19.95	478.80
1	Duplex Shell		9.90
20K	Bird Seed	38.00	776.00
1	Max Corn 3mm		53.50
40	Max Ratix Diet	39.50	1580.00
1	Max Waterfowl Mnt		41.95
Cont on 147500			
Charge			
	TAX		
	TOTAL		

TERMS: Bills are due and payable on the 10th of the month. PAST DUE bills are subject to 1 1/2% interest per month. (ANNUAL RATE 18%)

INVOICE

No. 147499

Rec'd By

Sel by Steve + Chip

✓ Ties to General Ledger

# THE HAY COMPANY

10470 E. McKINLEY  
SANGER, CA 93657  
(559) 251-2981

RECEIVED

AUG 02 2018

CUSTOMER  
P.O. NUMBER

DATE

BY: July 26 2018

NAME

ADDRESS

CITY

SOLD BY

CASH

~~CHARGE~~

CUSTOMER ACCOUNT #

QUAN.	DESCRIPTION	PRICE	AMOUNT
3	Max Rodent	19.50	58.50
2	Max Parrot Bdr	36.50	73.00
2	Max Emu	19.90	39.80
3	Max Mini Piglet	18.25	54.75
1	Deatch Purina		10.94
2	Layena Crumble	15.90	31.80
	Delivery		375.00
Cont from 147499			
Charge			
	TAX		
	TOTAL		

TERMS: Bills are due and payable on the 10th of the month. PAST DUE bills are subject to 1 1/2% interest per month. (ANNUAL RATE 18%)

INVOICE

No. 147500

Rec'd By

Sel by Steve + Chip



**VALLEY PRODUCE, INC.**

P.O. BOX 11664, FRESNO, CALIFORNIA 93774

e-mail: valleypro@comcast.net

Sold to

*Fresno Chaffee Zoo*

Date

*7/31/18*

PHONE (559) 237-3328

FAX (559) 237-5611

**No. C 2505590**

✓	QUAN.	ITEM	PRICE	AMOUNT	✓	QUAN.	ITEM	PRICE	AMOUNT	✓	QUAN.	ITEM	PRICE	AMOUNT
		<b>Broccoli Florets</b>												
		<b>BROCCOLI Crown /18ct</b>				<i>17</i>	<b>EGGS 15/doz</b>	<i>1925</i>	<i>2</i>			<b>CARROTS (50#) 25#</b>	<i>2900</i>	<i>5800</i>
<i>2</i>		CAULIFLOWER	<i>450</i>	<i>900</i>		<i>2</i>	<i>Qt Yogurt Homed</i>	<i>700</i>				Grabits 100/200 ct		
<i>1</i>		CELERY	<i>100</i>	<i>100</i>		<i>13</i>	<b>KALE</b>	<i>1810</i>	<i>5400</i>			48/1# Carrot		
		<b>CABBAGE white</b>				<i>4</i>	<b>LEEKS</b>	<i>1000</i>				Baby Carrot		
		CABBAGE red					<b>CORN</b>					<b>Pinto Beans #100</b>		
		<b>CILANTRO</b>					<b>HERBS</b>							
		<b>SPRING MIX 3#</b>					Basil					J. Yel. Onions		
<i>1</i>		<i>Cotus</i>	<i>2400</i>				Chives					Red Onions		
<i>4</i>		<b>LETTUCE</b>	<i>400</i>				Mint							
<i>4</i>		Green Leaf	<i>1850</i>	<i>7400</i>			Rosemary				<i>2</i>	<i>Jumbo</i>	<i>243</i>	
<i>3</i>		Red Leaf	<i>1810</i>	<i>5400</i>			Thyme				<i>2</i>	<i>Potatoes</i>	<i>243</i>	
<i>17</i>		Romaine	<i>1900</i>	<i>32300</i>		<i>1</i>	<i>Meat Baby Food</i>	<i>150</i>				<i>Sweet Potato</i>	<i>243</i>	<i>980</i>
		SPINACH 2 1/2 #				<i>4</i>	<b>Apples</b>	<i>113 7/8</i>	<i>2700</i>			10/5 Russet		
		<b>EGGPLANT</b>					Apples		<i>10800</i>			5/10 Russet		
<i>4</i>		<i>Banana Food</i>	<i>1000</i>				Apples Sliced 100/200				<i>1</i>	Ctn. Russet		
		<b>PARSLEY Flat / Curly</b>				<i>2</i>	<i># Grapefruit</i>	<i>300</i>			<i>5</i>	<i>Jams (Med) Jumbo</i>	<i>2800</i>	<i>14000</i>
<i>1</i>		<i>Curly Endive</i>	<i>3450</i>	<i>3450</i>		<i>1</i>	<b>Oranges</b>	<i>1 CASE (50 ct)</i>	<i>3710</i>			Jicama		
		GREEN ONIONS					Lemons				<i>1</i>	<i>5# Black Dried Peas</i>	<i>750</i>	
		RADDISH					Limes				<i>15</i>	<b>CUCUMBERS</b>	<i>1200</i>	
<i>10</i>		<b>GREEN BEANS</b>	<i>1500</i>			<i>1</i>	Banana's	<i>2450</i>			<i>2</i>	<i>can Collard Greens</i>	<i>2500</i>	<i>5000</i>
		<b>ASPARAGUS</b>					Raspberries					<b>SQUASH</b>		
<i>100</i>		<b>BELL PEPPER Green</b>	<i>2400</i>			<i>6</i>	Blueberries	<i>1200</i>			<i>10</i>	Med. I.T. Squash	<i>1800</i>	
		BELL PEPPER Red				<i>1</i>	Blackberries					Yellow Squash		
		Chili Jalapeno					<b>GRAPES Red</b>	<i>2750</i>			<i>2</i>	<i>can Chard</i>	<i>2200</i>	<i>4400</i>
		Chili Tomatillo					GRAPES Lunch Bunch				<i>3</i>	<b>Avocado (Ripe)</b>	<i>480</i>	
<i>2</i>		<i>Supp. Inc. Jell</i>	<i>500</i>			<i>1</i>	<i># Kiwi</i>	<i>125</i>				Avocado (Firm)		
		Alfalfa Sprouts 1#/4oz				<i>2</i>	<i>Mango's 2 case</i>	<i>1200</i>	<i>2400</i>			Garlic (5# Peeled)		
		Bean Sprouts					Nectarines					Garlic -(Whole)		
		Cole Slaw (white cabbage)				<i>4</i>	Papaya	<i>1400</i>			<i>8</i>	<i>Froz Veggies</i>	<i>2800</i>	
		Cabbage Shred Red				<i>2</i>	Peach	<i>300</i>			<i>12</i>	<b>TOMATOES</b>	<i>960</i>	
<i>4</i>		Carrot (Shred) - Coin	<i>520</i>				Pear					ROMA TOMATOES		
		Carrot Sticks 2/4				<i>4</i>	Pineapple	<i>600</i>				GRAPE TOMATOES		
		<b>Celery Sticks 2/4</b>					Plum					CHERRY TOMATOES		
		Yel. Onions Sliced/Diced					Strawberry	<i>1200</i>			<i>2</i>	<i>can Mandelion Beans</i>	<i>5700</i>	
		Red Onions Sliced/Diced					<b>MELON</b>					<b>MUSHROOMS (sliced)</b>		
		<b>Tossed Salad / SC</b>				<i>8</i>	Cantaloupe	<i>2000</i>				Button Mushroom		
		<b>Shred Lettuce</b>				<i>1</i>	Honeydew	<i>3000</i>			<i>10</i>	Medium Mushroom	<i>2080</i>	
		Cabbage/Romaine Blend				<i>3</i>	Watermelon #	<i>1980</i>				Portabella Mushroom		
												12/8 oz. Mushroom		

ORDER FILLED BY

DELIV. BY

RECEIVED GOOD ORDERED BY

C.O.D.

**TOTAL***1515.05*

TERMS: NET CASH. A FINANCE CHARGE OF 1 1/2 % PER MONTH (18% PER YEAR) WILL BE CHARGED ON PAST DUE ACCOUNTS. ALL CLAIMS FOR RETURN OF GOODS MUST BE MADE WITHIN 24 HOURS AFTER RECEIPT OF MERCHANDISE.

THANK YOU

*1-5003-038*

California Department of  
Tax and Fee Administration

## Sales &amp; Use Tax Return

[Home](#) [File a Return](#) [File a Return](#) [Sales & Use Tax Return](#)Name: CHAFFEE ZOOLOGICAL GARDENS  
Account Number: 100-682039  
Filing Period: 30-Jun-2018

ary 10. District Tax 11. Excess Tax Collected 12. Activity Question 13. Preparer Information 14. Financial Summary

## Financial Summary

Total Sales and Purchases	47,225.00
Total nontaxable transactions	0.00
Taxable Transactions	47,225.00
Total State, County, Local, and District Tax	3,766.00
Excess Tax Collected	0.00
Total Tax	3,766.00

[Save Draft](#) [Cancel](#)[Previous](#) [Next](#)[Print](#)[CDTFA Home](#) [Subscriptions](#) [Forms and Publications](#) [Register to Vote](#) [Tutorials](#) [Contact Us](#) [Email CDTFA](#)

Contact Number: 1-800-400-7115

Copyright © 2018  
State of California

[illegible]

\* Excel rounded up by \$.01.

Total Q2B Sales Tax	\$ 47,224.92
Total Q2B@ 7.975%:	\$ 3,766.19
Adjustments:	
PAYMENT DUE:	\$ 3,766.19

**VALLEY PRODUCE, INC.**

P.O. BOX 11664, FRESNO, CALIFORNIA 93774

e-mail: valleypro@comcast.net

Sold to

*Fresno 2m*

Date

*5-14-18*

PHONE (559) 237-3328

FAX (559) 237-5611

**No. C 249918**

✓	QUAN.	ITEM	PRICE	AMOUNT	✓	QUAN.	ITEM	PRICE	AMOUNT	✓	QUAN.	ITEM	PRICE	AMOUNT
		<b>Broccoli Florets</b>												
		<b>BROCCOLI</b> Crown /18ct					<b>EGGS 15/doz</b>					<b>CARROTS 50# / 25#</b>		
		CAULIFLOWER										Grabits 100/200 ct		
		CELERY					<b>KALE</b>					48/1# Carrot		
		<b>CABBAGE white</b>					LEEKs					Baby Carrot		
		CABBAGE red					CORN					<b>Pinto Beans #100</b>		
		<b>CILANTRO</b>					<b>HERBS</b>							
		<b>SPRING MIX 3#</b>					Basil					J. Yel. Onions		
							Chives					Red Onions		
		<b>LETTUCE</b>					Mint							
		Green Leaf					Rosemary					<b>Potatoes</b>		
		Red Leaf					Thyme					10/5 Russet		
X 5		Romaine										5/10 Russet		
		SPINACH 2 1/2 #					<b>Apples</b>					Ctn. Russet		
		<b>EGGPLANT</b>					Apples					Red Potatoes ____ sz		
							Apples Sliced 100/200							
		<b>PARSLEY</b> Flat / Curly										<b>YAMS</b> Med / Jumbo		
							<b>Oranges</b>					Jicama		
		<b>GREEN ONIONS</b>					<b>Lemons</b>							
		RADDISH					<b>Limes</b>					<b>CUCUMBERS</b>		
		<b>GREEN BEANS</b>					Banana's							
		<b>ASPARAGUS</b>					Raspberries					<b>SQUASH</b>		
							Blueberries					Med. I.T. Squash		
		<b>BELL PEPPER</b> Green					Blackberries					Yellow Squash		
		BELL PEPPER Red					<b>GRAPES</b> Red							
		Chili Jalapeno					GRAPES Lunch Bunch					<b>Avocado</b> (Ripe)		
		Chili Tomatillo										Avocado (Firm)		
		Chili Long Grn/Pasilla					<b>Mango's</b>					<b>Garlic</b> (5#Peeled)		
							<b>Nectarines</b>					Garlic -(Whole)		
		Alfalfa Sprouts 1#/4oz					<b>Papaya</b>							
		Bean Sprouts					<b>Peach</b>					<b>TOMATOES</b>		
		Cole Slaw(white cabbage)					<b>Pear</b>					ROMA TOMATOES		
		Cabbage Shred Red					<b>Pineapple</b>					GRAPE TOMATOES		
		Carrot Shred / Coin					<b>Plum</b>					CHERRY TOMATOES		
		Carrot Sticks 2/4					<b>Strawberry</b>							
		<b>Celery Sticks 2/4</b>												
		Yel. Onions Sliced/Diced					<b>MELON</b>					<b>MUSHROOMS</b> (sliced)		
		Red Onions Sliced/Diced					<b>Cantaloupe</b>					Button Mushroom		
		<b>Tossed Salad / SC</b>					<b>Honeydew</b>					Medium Mushroom		
		<b>Shred Lettuce</b>					<b>Watermelon #</b> ____					Portabella Mushroom		
		Cabbage/Romaine Blend										12/8 oz. Mushroom		

ORDER FILLED BY

DELIV. BY:

REC'D IN GOOD ORDER BY

D.O.D.

**TOTAL**

THANK YOU

TERMS: NET CASH - A FINANCE CHARGE OF 1 1/2 % PER MONTH (18% PER YEAR) WILL BE CHARGED ON PAST DUE ACCOUNTS.  
ALL CLAIMS FOR RETURN OF GOODS MUST BE MADE WITHIN 24 HOURS AFTER RECEIPT OF MERCHANDISE.

15003-03-18



**VALLEY PRODUCE, INC.**

Sold to

*Fresno Chapter 200*

Date

*5/15/18*

P.O. BOX 11664, FRESNO, CALIFORNIA 93774

PHONE (559) 237-3328

FAX (559) 237-5611

**No. C 249965**

e-mail: valleypro@comcast.net

QUAN.	ITEM	PRICE	AMOUNT	QUAN.	ITEM	PRICE	AMOUNT	QUAN.	ITEM	PRICE	AMOUNT
	Broccoli Florets										
X/9	BROCCOLI Crown (18ct)		1120	X/8	EGGS 15 (doz)		1200	X/3	CARROTS (50#) 25#	2800	8400
X/14	CAULIFLOWER		1000						Grabits 100/200 ct		
	CELERY			X/20	KALE	1800	3600		48/1# Carrot		
	CABBAGE white			X/14	LEEKs		880		Baby Carrot		
	CABBAGE red				CORN				Pinto Beans #100		
	CILANTRO				HERBS			X/2	core Chard		4200
	SPRING MIX 3#				Basil				J. Yel. Onions		
X/1	BAG Beets		2300		Chives				Red Onions		
	LETTUCE				Mint			X/8	7Roz Veggie		2800
X/3	Green Leaf	2500	7500		Rosemary				Potatoes		
X/3	Red Leaf	2400	7200		Thyme				10/5 Russet		
X/21	Romaine	1650	34650						5/10 Russet		
	SPINACH 2 1/2 #			X/6	Apples Gala	2850	17100		Ctn. Russet		
	EGGPLANT				Apples				Red Potatoes sz		
					Apples Sliced 100/200			X/1	7Roz Corn		4750
	PARSLEY Flat / Curly							X/5	YAMS (Med) Jumbo	2500	12500
X/1	Curly Endive	3375		X/1	Oranges 72/88	2850			Jicama		
	GREEN ONIONS				Lemons			X/4	core Sweet Potato	2400	9600
	RADDISH				Limes			X/5	CUCUMBERS		900
X/10	GREEN BEANS		1900	X/3	Banana's		7350		(NO Stone fruit load yet.)		
	ASPARAGUS				Raspberries			X/1	SQUASH Speq.		200
				X/6	Blueberries		1800	X/1	Med. I.T. Squash		3500
X/10	BELL PEPPER Green	2915			Blackberries				Yellow Squash		
	BELL PEPPER Red			X/10	GRAPES Red		2900	X/1	Butternut		200
	Chili Jalapeno				GRAPES Lunch Bunch			X/3	Avocado (Ripe)		450
	Chili Tomatillo			X/2	# Kiwi		300		Avocado (Firm)		
	Chili Long Grn/Pasilla			X/1	Mango's		1250		Garlic (5#Peeled)		
X/2	Quesadilla Greens	5500			Nectarines				Garlic -(Whole)		
	Alfalfa Sprouts 1#/4oz			X/5	Papaya		1500	X/2	Collard Greens	2275	4550
	Bean Sprouts				Peach			X/1	TOMATOES LL		2100
	Cole Slaw(white cabbage)				Pear				ROMA TOMATOES		
X/4	Cabbage Shred Red			X/2	Pineapple		700		GRAPE TOMATOES		
	Carrot Shred Core		600	X/4	Plum				CHERRY TOMATOES		
	Carrot Sticks 2/4			X/2	Strawberry		1000	X/1	Jernip Greens	2300	2300
	Celery Sticks 2/4			X/2	Shapefruit		300	X/1	Jernip		2275
	Yel. Onions Sliced/Diced				MELON				MUSHROOMS (sliced)		
	Red Onions Sliced/Diced			X/11	Cantaloupe		20750		Button Mushroom		
	Tossed Salad/ SC			X/2	Honeydew		500	X/10	Medium Mushroom		1750
	Shred Lettuce			X/1	Watermelon #		600		Portabella Mushroom		
	Cabbage/Romaine Blend								12/8 oz. Mushroom		

ORDER FILLED BY

DELIV. BY

REC'D IN GOOD ORDER BY

COB

**TOTAL****172100**

TERMS: NET CASH - A FINANCE CHARGE OF 1 1/2 % PER MONTH (18% PER YEAR) WILL BE CHARGED ON PAST DUE ACCOUNTS  
ALL CLAIMS FOR RETURN OF GOODS MUST BE MADE WITHIN 24 HOURS AFTER RECEIPT OF MERCHANDISE.

THANK YOU

1-5003-0578

**VALLEY PRODUCE, INC.**

P.O. BOX 11664, FRESNO, CALIFORNIA 93774

e-mail: valleypro@comcast.net

Sold to

*Fresno Chaffee Zoo* Date *5/22/18*

PHONE (559) 237-3328

FAX (559) 237-5611

**No. C 250083**

✓	QUAN.	ITEM	PRICE	AMOUNT	✓	QUAN.	ITEM	PRICE	AMOUNT	✓	QUAN.	ITEM	PRICE	AMOUNT
		Broccoli Florets												
✓	2	BROCCOLI Crown /18ct	1250	2500	✓	6	EGGS 15/doz	1500	9000	✓	3	CARROTS (50#) 25#	2800	8400
✓	4	CAULIFLOWER	800	3200								Grabits 100/200 ct		
		CELERY			✓	30	KALE	1700	5100			48/1# Carrot		
		CABBAGE white			✓	5	LEEKs	1250	6250			Baby Carrot		
		CABBAGE red			✓	24	CORN	1440	34560			Pinto Beans #100		
		CILANTRO					HERBS			✓	8	Froz Veggie	3800	
		SPRING MIX 3#					Basil					J. Yel. Onions		
✓	2	Chard	1950	3900			Chives					Red Onions		
		LETTUCE					Mint			✓	1	FROZ CORN	475	
✓	4	Green Leaf	2100	8400			Rosemary					Potatoes		
✓	2	Red Leaf	2400	4800			Thyme					10/5 Russet		
✓	2	Romaine	1700	3400								5/10 Russet		
		SPINACH 2 1/2 #	2000	4000	✓	6	Apples Gala	2700	16200			Ctn. Russet		
		EGGPLANT	1000	1000			Apples					Red Potatoes ____ sz		
✓	2	Collard Greens	2400	4800			Apples Sliced 100/200			✓	1	CATUS	2650	
		PARSLEY Flat / Curly			✓	2	Grapefruit	200	400	✓	5	TAMS Med / Jumbo	2500	12500
✓	4	Distilled Water #800					Oranges					Jicama		
		GREEN ONIONS Food			✓	2	Lemons	120	240	✓	1	Curly Endive	3375	
		RADDISH					Limes			✓	12	CUCUMBERS 12#	900	
✓	10	GREEN BEANS	1500	15000	✓	3	Banana's	2450	7350			SQUASH Butternut	250	
		ASPARAGUS					Raspberries			✓	1	Med. I.T. Squash	2800	
✓	1	Turnip Greens	2300	2300	✓	6	Blueberries	1800	10800	✓	1	Yellow Squash ACORN	250	
✓	10	BELL PEPPER Green	3200	32000			Blackberries			✓	1	Speg Squash	250	
		BELL PEPPER Red			✓	1	GRAPES Red	2900	2900	✓	1	Avocado (Ripe)	450	
✓	1	Chili Jalapeno	90	90			GRAPES Lunch Bunch			✓	3	Avocado (Firm)		
		Chili Tomatillo			✓	2	Kiwi	300	600			Avocado (Firm)		
		Chili Long Grn/Pasilla			✓	1	Mango's	1250	1250			Garlic (5#Peeled)		
✓	2	Quandelion Grns	5500	11000			Nectarines					Garlic -(Whole)		
		Alfalfa Sprouts 1#/4oz			✓	4	Papaya	1200	4800	✓	1	Parsnip	3900	
		Bean Sprouts					Peach			✓	1	TOMATOES	2100	
		Cole Slaw(white cabbage)					Pear					ROMA TOMATOES		
		Cabbage Shred Red			✓	2	Pineapple	600	1200			GRAPE TOMATOES		
		Carrot Shred / Coin					Plum					CHERRY TOMATOES		
		Carrot Sticks 2/4			✓	4	Strawberry	900	3600	✓	4	Sweet Potato	2400	9600
		Celery Sticks 2/4			✓	2	Stone Fruit	450	900	✓	2	Box Jello (Sugar Free)	450	
		Yel. Onions Sliced/Diced					MELON					MUSHROOMS (sliced)		
		Red Onions Sliced/Diced			✓	5	Cantaloupe	1000	5000			Button Mushroom		
		Tossed Salad / SC					Honeydew			✓	10	Medium Mushroom	2050	
		Shred Lettuce			✓	1	Watermelon #	600	600			Portabella Mushroom		
		Cabbage/Romaine Blend										12/8 oz. Mushroom		

ORDER FILLED BY

DELIV. BY

REC'D IN GOODS ORDER BY

C.O.D.

**TOTAL 1717.70**

TERMS: NET CASH - A FINANCE CHARGE OF 1 1/2 % PER MONTH (18% PER YEAR) WILL BE CHARGED ON PAST DUE ACCOUNTS.  
ALL CLAIMS FOR RETURN OF GOODS MUST BE MADE WITHIN 24 HOURS AFTER RECEIPT OF MERCHANDISE.

THANK YOU

5045-03 0032 8.00

5003-03 0039 1709.70

**VALLEY PRODUCE, INC.**

Sold to

*Fresno Zoo*

Date

*5-28-18*

P.O. BOX 11664, FRESNO, CALIFORNIA 93774

PHONE (559) 237-3328

FAX (559) 237-5611

**No. C 249759**

e-mail: valleypro@comcast.net

✓	QUAN.	ITEM	PRICE	AMOUNT	✓	QUAN.	ITEM	PRICE	AMOUNT	✓	QUAN.	ITEM	PRICE	AMOUNT
		<b>Broccoli Florets</b>												
		<b>BROCCOLI</b> Crown /18ct					<b>EGGS 15/doz</b>					<b>CARROTS 50# / 25#</b>		
		CAULIFLOWER										Grabits 100/200 ct		
		CELERY					<b>KALE</b>					48/1# Carrot		
		<b>CABBAGE white</b>					LEEKs					Baby Carrot		
		CABBAGE red					CORN					<b>Pinto Beans #100</b>		
		<b>CILANTRO</b>					<b>HERBS</b>							
		<b>SPRING MIX 3#</b>					Basil					J. Yel. Onions		
							Chives					Red Onions		
		<b>LETTUCE</b>					Mint							
		Green Leaf					Rosemary					<b>Potatoes</b>		
		Red Leaf					Thyme					10/5 Russet		
<i>X10</i>		Romaine										5/10 Russet		
		SPINACH 2 1/2 # <i>All Grabs 175<sup>00</sup> Platform</i>					<b>Apples</b>					Ctn. Russet		
		<b>EGGPLANT</b>					Apples					Red Potatoes ____ sz		
							Apples Sliced 100/200							
		<b>PARSLEY</b> Flat / Curly										<b>YAMS</b> Med / Jumbo		
							<b>Oranges</b>					<b>Jicama</b>		
		GREEN ONIONS					<b>Lemons</b>							
		RADDISH					<b>Limes</b>					<b>CUCUMBERS</b>		
		<b>GREEN BEANS</b>					Banana's							
		<b>ASPARAGUS</b>					Raspberries					<b>SQUASH</b>		
							Blueberries					Med. I.T. Squash		
		<b>BELL PEPPER</b> Green					Blackberries					Yellow Squash		
		BELL PEPPER Red					<b>GRAPES Red</b>							
		<b>Chili</b> Jalapeno					GRAPES Lunch Bunch					<b>Avocado (Ripe)</b>		
		<b>Chili</b> Tomatillo										Avocado (Firm)		
		<b>Chili</b> Long Grn/Pasilla					<b>Mango's</b>					<b>Garlic (5#Peeled)</b>		
							<b>Nectarines</b>					Garlic -(Whole)		
		Alfalfa Sprouts 1#/4oz					<b>Papaya</b>							
		Bean Sprouts					<b>Peach</b>					<b>TOMATOES</b>		
		Cole Slaw(white cabbage)					<b>Pear</b>					ROMA TOMATOES		
		Cabbage Shred Red					<b>Pineapple</b>					GRAPE TOMATOES		
		Carrot Shred / Coin					<b>Plum</b>					CHERRY TOMATOES		
		Carrot Sticks 2/4					<b>Strawberry</b>							
		<b>Celery Sticks 2/4</b>												
		Yel. Onions Sliced/Diced					<b>MELON</b>					<b>MUSHROOMS (sliced)</b>		
		Red Onions Sliced/Diced					<b>Cantaloupe</b>					Button Mushroom		
		<b>Tossed Salad / SC</b>					<b>Honeydew</b>					Medium Mushroom		
		<b>Shred Lettuce</b>					<b>Watermelon #</b> _____					Portabella Mushroom		
		Cabbage/Romaine Blend										12/8 oz. Mushroom		

ORDER FILLED BY

DELIV. BY

REC'D IN GOOD ORDER BY

**TOTAL**

THANK YOU

TERMS: NET CASH - A FINANCE CHARGE OF 1 1/2 % PER MONTH (18% PER YEAR) WILL BE CHARGED ON PAST DUE ACCOUNTS.  
 ALL CLAIMS FOR RETURN OF GOODS MUST BE MADE WITHIN 24 HOURS AFTER RECEIPT OF MERCHANDISE.

*175<sup>00</sup>*  
*1-5663-038*

## VALLEY PRODUCE, INC.

Sold to

PHONE (559) 237-3328

FAX (559) 237-5611

Date

5-29-18

P.O. BOX 11664, FRESNO, CALIFORNIA 93774

e-mail: valleypro@comcast.net

No. C 249762

✓	QUAN.	ITEM	PRICE	AMOUNT	✓	QUAN.	ITEM	PRICE	AMOUNT	✓	QUAN.	ITEM	PRICE	AMOUNT
		Broccoli Florets												
		BROCCOLI Crown /18ct			X(5)		EGGS 15/doz	15 <sup>00</sup>		X(4)		CARROTS 50# / 25#	110 <sup>00</sup>	
X(3)		CAULIFLOWER	6 <sup>00</sup>		X(1)		KALE	18 <sup>00</sup>				Grabits 100/200 ct		
		CELERY			X(5)		LEEKS	15 <sup>00</sup>				48/1# Carrot		
		CABBAGE white					CORN					Baby Carrot		
		CABBAGE red					HERBS			X(1)		Pinto Beans #100		
		CILANTRO					Basil					gal. Veg OIL	75 <sup>00</sup>	
		SPRING MIX 3#					Chives					J. Yel. Onions		
X(1)		Endive Curly	34 <sup>50</sup>				Mint			X(4)		Red Onions		
		LETTUCE					Rosemary					Jumbo Sweet potato	104 <sup>00</sup>	
X(4)		Green Leaf	74 <sup>50</sup>				Thyme					Potatoes		
X(2)		Red Leaf	48 <sup>00</sup>				Quart Yogurt	350 <sup>00</sup>				10/5 Russet		
X(16)		Romaine	255 <sup>00</sup>		X(10)		Apples Gala 10ct	165 <sup>00</sup>				5/10 Russet		
		SPINACH 2 1/2 #	15 <sup>00</sup>		X(6)		Apples					Ctn. Russet		
		EGGPLANT	10 <sup>00</sup>				Apples Sliced 100/200			X(8)		Red Potatoes sz		
					X(2)		Grapefruit	220 <sup>00</sup>		X(5)		Mixed Vegetable	38 <sup>00</sup>	
		PARSLEY Flat / Curly					Oranges					YAMS Med/Jumbo	130 <sup>00</sup>	
X(2)		Dandelion green	55 <sup>00</sup>				Lemons			X(1)		Acorn Squash	250 <sup>00</sup>	
		GREEN ONIONS					Limes			X(12)		CUCUMBERS	9 <sup>00</sup>	
		RADDISH					Banana's	46 <sup>00</sup>				SQUASH butternut	2.50	
X(10)		GREEN BEANS	15 <sup>00</sup>		X(2)		Raspberries	18 <sup>00</sup>		X(1)		Med. I.T. Squash	20 <sup>00</sup>	
		ASPARAGUS			X(6)		Blueberries					Yellow Squash		
X(1)		BELL PEPPER Green	27 <sup>00</sup>		X(1)		Blackberries			X(1)		25# Turnip	21 <sup>00</sup>	
		BELL PEPPER Red			X(1)		GRAPES Red	2550 <sup>00</sup>		X(3)		Avocado (Ripe)	33 <sup>00</sup>	
		Chili Jalapeno					GRAPES Lunch Bunch					Avocado (Firm)		
		Chili Tomatillo			X(2)		Kiwi	300 <sup>00</sup>				Garlic (5#Peeled)		
		Chili Long Grn/Pasilla			X(1)		Mango's	12 <sup>00</sup>				Garlic (Whole)		
X(1)		Turnip greens	2250 <sup>00</sup>		X(2)		Nectarines	240 <sup>00</sup>		X(1)		Beet 25	15 <sup>00</sup>	
		Alfalfa Sprouts 1#/4oz			X(4)		Papaya	22 <sup>00</sup>		X(12)		TOMATOES	11 <sup>00</sup>	
		Bean Sprouts					Peach	35 <sup>00</sup>				ROMA TOMATOES		
		Cole Slaw(white cabbage)			X(1)		Pear	8 <sup>00</sup>				GRAPE TOMATOES		
		Cabbage Shred Red			X(3)		Pineapple					CHERRY TOMATOES		
X(4)		Carrot Shred 10ct	480 <sup>00</sup>		X(4)		Plum					collard green	72 <sup>00</sup>	
		Carrot Sticks 2/4					Strawberry	10 <sup>00</sup>		X(2)		Swiss chard	38 <sup>00</sup>	
		Celery Sticks 2/4					MELON					MUSHROOMS (sliced)		
		Yel. Onions Sliced/Diced			X(7)		Cantaloupe	1750 <sup>00</sup>				Button Mushroom		
		Red Onions Sliced/Diced			X(3)		Honeydew	8 <sup>00</sup>		X(20)		Medium Mushroom	44 <sup>00</sup>	
		Tossed Salad / SC			X(1)		Watermelon #	550 <sup>00</sup>				Portabella Mushroom		
		Shred Lettuce										12/8 oz. Mushroom		
		Cabbage/Romaine Blend			X(1)		Sactus leaf	1950 <sup>00</sup>						

ORDER FILLED BY

DELIV. BY

REC'D IN GOOD ORDER BY

TOTAL

THANK YOU

TERMS: NET CASH - A FINANCE CHARGE OF 1 1/2 % PER MONTH (18% PER YEAR) WILL BE CHARGED ON PAST DUE ACCOUNTS.  
ALL CLAIMS FOR RETURN OF GOODS MUST BE MADE WITHIN 24 HOURS AFTER RECEIPT OF MERCHANDISE.

159945

**VALLEY PRODUCE, INC.**

Sold to

PHONE (559) 237-3328

FAX (559) 237-5611

Date

No. C 249401

P.O. BOX 11664, FRESNO, CALIFORNIA 93774

e-mail: valleypro@comcast.net

✓	QUAN.	ITEM	PRICE	AMOUNT	✓	QUAN.	ITEM	PRICE	AMOUNT	✓	QUAN.	ITEM	PRICE	AMOUNT
		Broccoli Florets												
		BROCCOLI Crown /18ct					EGGS 15/doz					CARROTS 50# / 25#		
		CAULIFLOWER										Grabits 100/200 ct		
		CELERY					KALE					48/1# Carrot		
		CABBAGE white					LEEKs					Baby Carrot		
		CABBAGE red					CORN					Pinto Beans #100		
		CILANTRO					HERBS							
		SPRING MIX 3#					Basil					J. Yel. Onions		
							Chives					Red Onions		
		LETTUCE					Mint							
		Green Leaf					Rosemary					Potatoes		
		Red Leaf					Thyme					10/5 Russet		
		Romaine										5/10 Russet		
		SPINACH 2 1/2 #					Apples					Ctn. Russet		
		EGGPLANT					Apples Sliced 100/200					Red Potatoes ____ sz		
		PARSLEY Flat / Curly					Oranges 88		27.50			YAMS Med / Jumbo		
		GREEN ONIONS					Lemons					Jicama		
		RADDISH					Limes					CUCUMBERS		
		GREEN BEANS					Banana's							
		ASPARAGUS					Raspberries					SQUASH		
							Blueberries					Med. I.T. Squash		
		BELL PEPPER Green					Blackberries					Yellow Squash		
		BELL PEPPER Red					GRAPES Red							
		Chili Jalapeno					GRAPES Lunch Bunch					Avocado (Ripe)		
		Chili Tomatillo										Avocado (Firm)		
		Chili Long Grn/Pasilla					Mango's					Garlic (5#Peeled)		
							Nectarines					Garlic -(Whole)		
		Alfalfa Sprouts 1#/4oz					Papaya							
		Bean Sprouts					Peach					TOMATOES		
		Cole Slaw(white cabbage)					Pear					ROMA TOMATOES		
		Cabbage Shred Red					Pineapple					GRAPE TOMATOES		
		Carrot Shred. / Coin					Plum					CHERRY TOMATOES		
		Carrot Sticks 2/4					Strawberry							
		Celery Sticks 2/4												
		Yel. Onions Sliced/Diced					MELON					MUSHROOMS (sliced)		
		Red Onions Sliced/Diced					Cantaloupe					Button Mushroom		
		Tossed Salad / SC					Honeydew					Medium Mushroom		
		Shred Lettuce					Watermelon #					Portabella Mushroom		
		Cabbage/Romaine Blend										12/8 oz. Mushroom		

ORDER FILLED BY

DELIV. BY

REC'D IN GOOD ORDER BY

TOTAL

THANK YOU

TERMS: NET CASH - A FINANCE CHARGE OF 1 1/2 % PER MONTH (18% PER YEAR) WILL BE CHARGED ON PAST DUE ACCOUNTS.  
ALL CLAIMS FOR RETURN OF GOODS MUST BE MADE WITHIN 24 HOURS AFTER RECEIPT OF MERCHANDISE.

282.50

**VALLEY PRODUCE, INC.**

Sold to

PHONE (559) 237-3328

FAX (559) 237-5611

Date

No. C 249829

P.O. BOX 11664, FRESNO, CALIFORNIA 93774

e-mail: valleypro@comcast.net

✓	QUAN.	ITEM	PRICE	AMOUNT	✓	QUAN.	ITEM	PRICE	AMOUNT	✓	QUAN.	ITEM	PRICE	AMOUNT
		Broccoli Florets												
		BROCCOLI Crown /18ct					EGGS 15/doz					CARROTS 50# / 25#		
		CAULIFLOWER										Grabits 100/200 ct		
		CELERY					KALE					48/1# Carrot		
		CABBAGE white					LEEEKS					Baby Carrot		
		CABBAGE red					CORN					Pinto Beans #100		
		CILANTRO					HERBS							
		SPRING MIX 3#					Basil					J. Yel. Onions		
							Chives					Red Onions		
		LETTUCE					Mint							
		Green Leaf					Rosemary					Potatoes		
		Red Leaf					Thyme					10/5 Russet		
		Romaine										5/10 Russet		
		SPINACH 2 1/2 #					Apples					Ctn. Russet		
		EGGPLANT					Apples					Red Potatoes ____ sz		
							Apples Sliced 100/200							
		PARSLEY Flat / Curly										YAMS Med / Jumbo		
							Oranges					Jicama		
		GREEN ONIONS					Lemons							
		RADDISH					Limes					CUCUMBERS		
		GREEN BEANS					Banana's							
		ASPARAGUS					Raspberries					SQUASH		
							Blueberries					Med. I.T. Squash		
		BELL PEPPER Green					Blackberries					Yellow Squash		
		BELL PEPPER Red					GRAPES Red							
		Chili Jalapeno					GRAPES Lunch Bunch					Avocado (Ripe)		
		Chili Tomatillo										Avocado (Firm)		
		Chili Long Grn/Pasilla					Mango's					Garlic (5#Peeled)		
							Nectarines					Garlic -(Whole)		
		Alfalfa Sprouts 1#/4oz					Papaya							
		Bean Sprouts					Peach					TOMATOES		
		Cole Slaw(white cabbage)					Pear					ROMA TOMATOES		
		Cabbage Shred. Red					Pineapple					GRAPE TOMATOES		
		Carrot Shred / Coin					Plum					CHERRY TOMATOES		
		Carrot Sticks 2/4					Strawberry							
		Celery Sticks 2/4												
		Yel. Onions Sliced/Diced					MELON					MUSHROOMS (sliced)		
		Red Onions Sliced/Diced					Cantaloupe					Button Mushroom		
		Tossed Salad / SC					Honeydew					Medium Mushroom		
		Shred Lettuce					Watermelon #					Portabella Mushroom		
		Cabbage/Romaine Blend										12/8 oz. Mushroom		

ORDER FILLED BY

DELIV. BY

REC'D IN GOOD ORDER BY

C.O.D.

TOTAL

TERMS: NET CASH - A FINANCE CHARGE OF 1 1/2 % PER MONTH (18% PER YEAR) WILL BE CHARGED ON PAST DUE ACCOUNTS.

ALL CLAIMS FOR RETURN OF GOODS MUST BE MADE WITHIN 24 HOURS AFTER RECEIPT OF MERCHANDISE.

THANK YOU

1-5003-0312

## VALLEY PRODUCE, INC.

Sold to

Shano Chaffee Zoo Date 6/5/18

P.O. BOX 11664, FRESNO, CALIFORNIA 93774

PHONE (559) 237-3328

No. C 249474

e-mail: valleypro@comcast.net

FAX (559) 237-5611

✓	QUAN.	ITEM	PRICE	AMOUNT	✓	QUAN.	ITEM	PRICE	AMOUNT	✓	QUAN.	ITEM	PRICE	AMOUNT
		Broccoli Florets												
X	19	BROCCOLI Crown (18ct)	1350		X	16	EGGS 15 (doz)	1200		X	3	CARROTS (50#) 25#	2450	1750
X	4	CAULIFLOWER	600									Grabits 100/200 ct		
		CELERY			X	3	KALE	1700	5100			48/1# Carrot		
		CABBAGE white			X	5	LEEEKS	1250				Baby Carrot		
		CABBAGE red					CORN					Pinto Beans #100		
		CILANTRO					HERBS			X	4	Box Sugarfree Jello	1000	
		SPRING MIX 3#					Basil					J. Yel. Onions		
X	1	Endive Only	3450				Chives			X	1	7 ROZ Corn	45	
		LETTUCE					Mint					Potatoes		
X	4	Green Leaf	1700	6800			Rosemary					10/5 Russet		
X	30	Red Leaf	1750	5250			Thyme					5/10 Russet		
X	210	Romaine	1700	35700	X	2	At Yogurt	750				Ctn. Russet		
		SPINACH 2 1/2 #	2200	4840			Apples					Red Potatoes sz		
X	20	EGGPLANT 10cm	5500		X	2	Apples Gala	2800	5600	X	8	7 ROZ. Veggies	3800	
		PARSLEY Flat / Curly			X	1	Apples Sliced 100/200	2100		X	2	YAMS (Med) Dumbo	2500	5000
							Catons					Jicama		
		GREEN ONIONS					Oranges							
		RADDISH					Lemons			X	12	CUCUMBERS	340	
X	10	GREEN BEANS	1950	19500	X	3	Limes			X	14	Grapefruit	400	
		ASPARAGUS					Banana's 3cm	2400	7200	X	1	SQUASH Butternut	200	
							Raspberries			X	20	Med. I.T. Squash	1900	3800
X	10	BELL PEPPER Green	2400				Blueberries					Yellow Squash		
		BELL PEPPER Red			X	10	Blackberries			X	1	ACORN SQUASH	200	
		Chili Jalapeno					GRAPES Red	3600		X	3	Avocado (Ripe)	450	
		Chili Tomatillo			X	2	GRAPES Lunch Bunch					Avocado (Firm)		
		Chili Long Grn/Pasilla			X	1	Kiwi	200				Garlic (5# Peeled)		
X	1	BAV Veg. Oil	115		X	1	Mango's	1250				Garlic (Whole)		
		Alfalfa Sprouts 1#/4oz			X	3	Nectarines	750		X	4	Baby Food Banana	225	900
		Bean Sprouts					Papaya			X	72	TOMATOES	1250	
		Cole Slaw(white cabbage)					Peach					ROMA TOMATOES		
		Cabbage Shred Red			X	2	Pear	600				GRAPE TOMATOES		
		Carrot Shred / Coin					Pineapple					CHERRY TOMATOES		
		Carrot Sticks 2/4			X	4	Plum	900		X	2	Swiss Chard	200	420
		Celery Sticks 2/4			X	2	Strawberry	220		X	2	Collard Greens	240	4800
		Yel. Onions Sliced/Diced					Nectarines					MUSHROOMS (sliced)		
		Red Onions Sliced/Diced			X	7	MELON					Button Mushroom		
		Tossed Salad / SC			X	3	Cantaloupe	1400		X	10	Medium Mushroom	2050	
		Shred Lettuce			X	3	Honeydew	1050				Portabella Mushroom		
		Cabbage/Romaine Blend					Watermelon #	750	1500			12/8 oz. Mushroom		

ORDER FILLED BY

DELIV. BY

RECEIVED IN GOOD ORDER BY

C.O.D.

TOTAL

TERMS: NET CASH - A FINANCE CHARGE OF 1 1/2 % PER MONTH (18% PER YEAR) WILL BE CHARGED ON PAST DUE ACCOUNTS. ALL CLAIMS FOR RETURN OF GOODS MUST BE MADE WITHIN 24 HOURS AFTER RECEIPT OF MERCHANDISE.

THANK YOU

5063-03-0032

**VALLEY PRODUCE, INC.**

Sold to

Pesno Zoo

Date

10-8-18

P.O. BOX 11664, FRESNO, CALIFORNIA 93774

PHONE (559) 237-3328

FAX (559) 237-5611

**No. C** 249490

✓	QUAN.	ITEM	PRICE	AMOUNT	✓	QUAN.	ITEM	PRICE	AMOUNT	✓	QUAN.	ITEM	PRICE	AMOUNT
		<b>Broccoli Florets</b>												
		<b>BROCCOLI</b> Crown /18ct					<b>EGGS 15/doz</b>					<b>CARROTS 50# / 25#</b>		
		CAULIFLOWER										Grabits 100/200 ct		
		CELERY					<b>KALE</b>					48/1# Carrot		
		<b>CABBAGE white</b>					LEEEKS					Baby Carrot		
		CABBAGE red					CORN					<b>Pinto Beans #100</b>		
		<b>CILANTRO</b>					<b>HERBS</b>							
		<b>SPRING MIX 3#</b>					Basil					J. Yel. Onions		
		<u>1<sup>st</sup> Turbop Green 2575</u>					Chives					Red Onions		
		<b>LETTUCE</b>					Mint							
		Green Leaf					Rosemary					<b>Potatoes</b>		
		Red Leaf					Thyme					10/5 Russet		
		Romaine										5/10 Russet		
		SPINACH 2 1/2 #					<b>Apples</b>					Ctn. Russet		
		<b>EGGPLANT</b>					Apples					Red Potatoes ____ sz		
							Apples Sliced 100/200							
		<b>PARSLEY</b> Flat / Curly										<b>YAMS</b> Med / Jumbo		
							<b>Oranges</b>					<b>Jicama</b>		
		GREEN ONIONS					<b>Lemons</b>							
		RADDISH					<b>Limes</b>					<b>CUCUMBERS</b>		
		<b>GREEN BEANS</b>					Banana's							
		<b>ASPARAGUS</b>					Raspberries					<b>SQUASH</b>		
							Blueberries					Med. I.T. Squash		
		<b>BELL PEPPER</b> Green					Blackberries					Yellow Squash		
		BELL PEPPER Red					<b>GRAPES Red</b>							
		<b>Chili</b> Jalapeno					GRAPES Lunch Bunch					<b>Avocado (Ripe)</b>		
		<b>Chili</b> Tomatillo										Avocado (Firm)		
		<b>Chili</b> Long Grn/Pasilla					<b>Mango's</b>					<b>Garlic (5#Reeled)</b>		
							<b>Nectarines</b>					Garlic -(Whole)		
		Alfalfa Sprouts 1#/4oz					<b>Papaya</b>							
		Bean Sprouts					<b>Peach</b>					<b>TOMATOES</b>		
		Cole Slaw(white cabbage)					<b>Pear</b>					ROMA TOMATOES		
		Cabbage Shred Red					<b>Pineapple</b>					GRAPE TOMATOES		
		Carrot Shred / Coin					<b>Plum</b>					CHERRY TOMATOES		
		Carrot Sticks 2/4					<b>Strawberry</b>							
		<b>Celery Sticks 2/4</b>												
		Yel. Onions Sliced/Diced					<b>MELON</b>					<b>MUSHROOMS (sliced)</b>		
		Red Onions Sliced/Diced					<b>Cantaloupe</b>					Button Mushroom		
		<b>Tossed Salad / SC</b>					<b>Honeydew</b>					Medium Mushroom		
		<b>Shred Lettuce</b>					<b>Watermelon #</b>					Portabella Mushroom		
		Cabbage/Romaine Blend										12/8 oz. Mushroom		

ORDER FILLED BY

DELIVER BY

RECEIVED IN GOOD ORDER BY

C.O.D.

**TOTAL**2575

TERMS: NET CASH - A FINANCE CHARGE OF 1 1/2 % PER MONTH (18% PER YEAR) WILL BE CHARGED ON PAST DUE ACCOUNTS.  
 ALL CLAIMS FOR RETURN OF GOODS MUST BE MADE WITHIN 24 HOURS AFTER RECEIPT OF MERCHANDISE.

THANK YOU

1-5003-038



**VALLEY PRODUCE, INC.**Sold to *Streams Chaffee 200*Date *6-12-18*

P.O. BOX 11664, FRESNO, CALIFORNIA 93774

PHONE (559) 237-3328

**No. C 249630**

e-mail: valleypro@comcast.net

FAX (559) 237-5611

✓	QUAN.	ITEM	PRICE	AMOUNT	✓	QUAN.	ITEM	PRICE	AMOUNT	✓	QUAN.	ITEM	PRICE	AMOUNT
✓	(9)	BROCCOLI Florets			✓	(3)	EGGS 15/doz		450	✓	3	CARROTS (50#) 25#	550	750
✓	(4)	BROCCOLI-Grown (18ct)	115	460	✓	(1)	Qt Yogurt Flavored		375			Grabits 100/200 ct		
		CAULIFLOWER			✓	(1)	KALE		1700			48/1# Carrot		
		CELERY			✓	(5)	LEEEKS (5)		1000			Baby Carrot		
		CABBAGE white			✓	(24)	CORN 24 each		1200			Pinto Beans #100		
		CABBAGE red					HERBS			✓	1	Beets 25#		1500
		CILANTRO					Basil					J. Yel. Onions		
✓	2	SPRING MIX 3#					Chives					Red Onions		
✓	2	Swiss Chard	2100	4200			Mint			✓	2	Dandelion Greens		5500
		LETTUCE					Rosemary					Potatoes		
✓	4	Green Leaf	1800	7200			Thyme					10/5 Russet,		
✓	2	Red Leaf	1800	3600			CATNUS		2375			5/10 Russet		
✓	2	Romaine	1650	3300	✓	4	Apples	2800	11200			Ctn. Russet		
		SPINACH 2 1/2 #					Apples					Red Potatoes sz		
		EGGPLANT					Apples Sliced 100/200			✓	1	Jarriphrears		2450
✓	(8)	Froz. Veggies	3800				Oranges			✓	3	YAMS (Med) Jumbo		2500
		PARSLEY Flat/Curly					Lemons			✓	1	Jicama		
✓	(1)	Froz. Corn	4500				Limes			✓	15	CUCUMBERS		1350
		GREEN ONIONS					Banana's	2450	17500	✓	2	Kiwi		300
✓	10	RADDISH	1500	15000	✓	3	Raspberries			✓	(1)	SQUASH Butternut		200
		GREEN BEANS					Blueberries	1500		✓	1	Med. I.T. Squash		1800
✓	1	ASPARAGUS			✓	(6)	Blackberries			✓	(1)	Yellow Squash		
✓	1	Collard Greens	2450				GRAPES Red	4200		✓	(1)	Speq Squash		200
✓	1	BELL PEPPER Green	2400				GRAPES Lunch Bunch			✓	(3)	Avocado (Ripe)		250
		BELL PEPPER Red			✓	1	Fig Dried	3475				Avocado (Firm)		
		Chili Jalapeno			✓	1	Mango's	1200				Garlic (5#Peeled)		
		Chili Tomatillo			✓	1	Nectarines	300				Garlic -(Whole)		
✓	1	Chili Long Grn/Pasilla	3400		✓	2	Papaya	1500		✓	1	Dried Milk		1450
		Alfalfa Sprouts 1#/4oz			✓	(5)	Peach			✓	1	TOMATOES		2200
		Bean Sprouts					Pear 900 DANT	3700				ROMA TOMATOES		
		Cole Slaw (white cabbage)			✓	1	Pineapple	600				GRAPE TOMATOES		
✓	4	Cabbage Shred Red			✓	(2)	Plum					CHERRY TOMATOES		
		Carrot Shred Coin	500		✓	(4)	Strawberry	800		✓	(2)	Box Tella sugar free		500
		Carrot Sticks 2/4					MELON			✓	(6)	GAL. Distilled Water		1225
		Celery Sticks 2/4					Cantaloupe	1530				MUSHROOMS (sliced)		
		Yel. Onions Sliced/Diced			✓	(9)	Honeydew	300		✓	10	Button Mushroom		Food
		Red Onions Sliced/Diced			✓	(1)	Watermelon #	700				Medium Mushroom		2050
		Tossed Salad / SC			✓	(1)						Portabella Mushroom		
		Shred Lettuce										12/8 oz. Mushroom		
		Cabbage/Romaine Blend												

ORDER FILLED BY

DELIV. BY

REC'D IN GOOD ORDER BY

C.D. Distilled

5003-03 00323

HONOLULU

TOTAL

150630

TERMS: NET CASH - A FINANCE CHARGE OF 1 1/2 % PER MONTH (18% PER YEAR) WILL BE CHARGED ON PAST DUE ACCOUNTS.

ALL CLAIMS FOR RETURN OF GOODS MUST BE MADE WITHIN 24 HOURS AFTER RECEIPT OF MERCHANDISE.

THANK YOU

11487-052

1-5045-03 19.25-

1-5003-03

# VALLEY PRODUCE, INC.

P.O. BOX 11664, FRESNO, CALIFORNIA 93774  
e-mail: valleypro@comcast.net

2018-7 Page 71 of 121

Sold to

*Shirley Chaffer 700*

Date *4-17-18*

PHONE (559) 237-3528

FAX (559) 237-5611

No. C 249337

QUAN.	ITEM	PRICE	AMOUNT	QUAN.	ITEM	PRICE	AMOUNT	QUAN.	ITEM	PRICE	AMOUNT
	Broccoli Florets			1	Black Cheese	350		1	Uncle Ben's Rice	2900	
X 9	BROCCOLI Crown 18ct	100	900	X 16	EGGS 18/doz	1800		X 3	CARROTS 50# / 25#	3000	9000
X 4	CAULIFLOWER	680		X 1	Food Serl. Film	2875			Grabits 100/200 ct		
	CELERY			X 30	KALE LNP	1700	5100		48/1# Carrot		
	CABBAGE white			X 4	LEEEKS Food Commissary	800			Baby Carrot		
	CABBAGE red				CORN				Pinto Beans #100		
	CILANTRO				HERBS			X 2	collard greens	4700	
	SPRING MIX 3#				Basil				J. Yel. Onions		
X 100	Curly Endive	3375			Chives			X 2	Swiss Chard	4200	
	LETTUCE				Mint				Potatoes		
X 4	Green Leaf	1950	7800		Rosemary				10/5 Russet		
X 200	Red Leaf	1850	5550		Thyme				5/10 Russet		
X 1100	Romaine	2500	40000	X 3	Qts. Yogurt	1050			Ctn. Russet		
	SPINACH 2 1/2 #	2150	4000		Apples				Red Potatoes sz		
	EGGPLANT			X 3	Apples 113 lb	7800			702. Veggies	3800	
X 5	sunflower Seeds	3375			Apples Sliced 100/200			X 8	YAMS Med Jumbo	2500	
X 1	PARSLEY Flat / Curly	2375		1	Catnip Pods	2400		X 1	Jicama		
	GREEN ONIONS				Oranges				Butternut Squash	200	
	RADDISH				Lemons			X 10	CUCUMBERS	900	
X 10	GREEN BEANS	1000		X 10	Banana's	2450		X 2	SQUASH	400	
	ASPARAGUS				Raspberries			X 7	Med. I.T. Squash	1700	
X 30	Sweet Potato	2400	7200	X 6	Blueberries	1650			Yellow Squash		
X 10	BELL PEPPER Green	2000			Blackberries			X 1	SPOG. Squash	200	
	BELL PEPPER Red			X 1	GRAPES Red	3400		X 3	Avocado (Ripe)	450	
	Chili Jalapeno				GRAPES Lunch Bunch				Avocado (Firm)		
	Chili Tomatillo			X 1	Dried Fig	3375			Garlic (5# Peeled)		
X 2	Chili Long Grn/Pasilla	5900		X 2	Mango's	1200	2400		Garlic (Whole)		
	Alfalfa Sprouts 1#/4oz			X 2	Nectarines				Turnip 25	2375	
	Bean Sprouts			X 8	Papaya	600		X 1	TOMATOES	2100	
	Cole Slaw (white cabbage)			X 2	Peach	2000			ROMA TOMATOES		
	Cabbage Shred Red			X 2	Pineapple LNP	200			GRAPE TOMATOES		
X 4	Carrot Shred / Coin	600			Plum For Birds				CHERRY TOMATOES		
	Carrot Sticks 2/4			X 4	Strawberry	1200		X 1	Turnip Green	2375	
	Celery Sticks 2/4			X 2	Kiwi	400		X 1	Black End Pot	750	
	Yel. Onions Sliced/Diced				MELON				MUSHROOMS (sliced)		
	Red Onions Sliced/Diced			X 7	Cantaloupe	750			Button Mushroom		
	Tossed Salad / SC				Honeydew			X 10	Medium Mushroom	2050	
	Shred Lettuce			X 1	Watermelon #	600			Portabella Mushroom		
	Cabbage/Romaine Blend								12/8 oz. Mushroom		

ORDER FILLED BY

DELIV. BY

REC'D IN GOOD ORDER BY

P.O.D.

TOTAL

164805

TERMS: NET CASH - A FINANCE CHARGE OF 1 1/2 % PER MONTH (18% PER YEAR) WILL BE CHARGED ON PAST DUE ACCOUNTS.  
ALL CLAIMS FOR RETURN OF GOODS MUST BE MADE WITHIN 24 HOURS AFTER RECEIPT OF MERCHANDISE.

THANK YOU

5045-03 0032 (54.75) 5003-03 0032 (1593.30)

# VALLEY PRODUCE, INC.

P.O. BOX 11664, FRESNO, CALIFORNIA 93774

e-mail: valleypro@comcast.net

2018-7 Page 72 of 121

Sold to

PHONE (559) 237-0328

FAX (559) 237-5611

Date

No. C 249234

✓	QUAN.	ITEM	PRICE	AMOUNT	✓	QUAN.	ITEM	PRICE	AMOUNT	✓	QUAN.	ITEM	PRICE	AMOUNT
		Broccoli Florets					EGGS 15/doz					CARROTS 50# / 25#		
		BROCCOLI Crown /18ct										Grabits 100/200 ct		
		CAULIFLOWER					KALE					48/1# Carrot		
		CELERY					LEEKS					Baby Carrot		
		CABBAGE white					CORN					Pinto Beans #100		
		CABBAGE red					HERBS							
		CILANTRO					Basil					J. Yel. Onions		
		SPRING MIX 3#					Chives					Red Onions		
		LETTUCE					Mint							
		Green Leaf					Rosemary					Potatoes		
		Red Leaf					Thyme					10/5 Russet		
20		Romaine	2450	4900			Apples					5/10 Russet		
		SPINACH 2 1/2 # All Ceraffe					Apples					Ctn. Russet		
		EGGPLANT Platform					Apples Sliced 100/200					Red Potatoes SZ		
		PARSLEY Flat / Curly										YAMS Med / Jumbo		
							Oranges					Jicama		
		GREEN ONIONS					Lemons					CUCUMBERS		
		RADDISH					Limes							
		GREEN BEANS					Banana's					SQUASH		
		ASPARAGUS					Raspberries					Med. I.T. Squash		
		BELL PEPPER Green					Blueberries					Yellow Squash		
		BELL PEPPER Red					Blackberries							
		Chili Jalapeño					GRAPES Red					Avocado (Ripe)		
		Chili Tomatillo					GRAPES Lunch Bunch					Avocado (Firm)		
		Chili Long Grn/Pasilla					Mango's					Garlic (5# Peeled)		
							Nectarines					Garlic -(Whole)		
		Alfalfa Sprouts 1#/4oz					Papaya							
		Bean Sprouts					Peach					TOMATOES		
		Cole Slaw (white cabbage)					Pear					ROMA TOMATOES		
		Cabbage Shred Red					Pineapple					GRAPE TOMATOES		
		Carrot Shred / Coin					Plum					CHERRY TOMATOES		
		Carrot Sticks 2/4					Strawberry							
		Celery Sticks 2/4										MUSHROOMS (sliced)		
		Yel. Onions Sliced/Diced					MELON					Button Mushroom		
		Red Onions Sliced/Diced					Cantaloupe					Medium Mushroom		
		Tossed Salad / SC					Honeydew					Portabella Mushroom		
		Shred Lettuce					Watermelon #					12/8 oz. Mushroom		
		Cabbage/Romaine Blend												

ORDER FILLED BY

DELIV. BY

REC'D IN GOOD ORDER BY

C.O.D.

TOTAL

4900

TERMS: NET CASH - A FINANCE CHARGE OF 1 1/2% PER MONTH (18% PER YEAR) WILL BE CHARGED ON PAST DUE ACCOUNTS.  
ALL CLAIMS FOR RETURN OF GOODS MUST BE MADE WITHIN 24 HOURS AFTER RECEIPT OF MERCHANDISE.

THANK YOU

1-503038

# VALLEY PRODUCE, INC.

P.O. BOX 11664, FRESNO, CALIFORNIA 93774  
e-mail: valleypro@comcast.net

2018-7 Page 73 of 121

Sold to

PHONE (559) 237-3328

FAX (559) 237-5611

Date

4-23-18

No. C 248000

✓	QUAN.	ITEM	PRICE	AMOUNT	✓	QUAN.	ITEM	PRICE	AMOUNT	✓	QUAN.	ITEM	PRICE	AMOUNT
		Broccoli Florets												
		BROCCOLI Crown /18ct					EGGS 15/doz					CARROTS 50# / 25#		
		CAULIFLOWER										Grabits 100/200 ct		
		CELERY					KALE					48/1# Carrot		
		CABBAGE white					LEEEKS					Baby Carrot		
		CABBAGE red					CORN					Pinto Beans #100		
		CILANTRO					HERBS							
		SPRING MIX 3#					Basil					J. Yel. Onions		
							Chives					Red Onions		
		LETTUCE					Mint							
		Green Leaf					Rosemary					Potatoes		
		Red Leaf					Thyme					10/5 Russet		
1/8		Romaine										5/10 Russet		
		SPINACH 2 1/2 #					Apples					Ctn. Russet		
		EGGPLANT					Apples					Red Potatoes ____ sz		
							Apples Sliced 100/200							
		PARSLEY Flat / Curly										YAMS Med / Jumbo		
							Oranges					Jicama		
		GREEN ONIONS					Lemons							
		RADDISH					Limes					CUCUMBERS		
		GREEN BEANS					Banana's							
		ASPARAGUS					Raspberries					SQUASH		
							Blueberries					Med. I.T. Squash		
		BELL PEPPER Green					Blackberries					Yellow Squash		
		BELL PEPPER Red					GRAPES Red							
		Chili Jalapeno					GRAPES Lunch Bunch					Avocado (Ripe)		
		Chili Tomatillo										Avocado (Firm)		
		Chili Long Grn/Pasilla					Mango's					Garlic (5#Peeled)		
							Nectarines					Garlic -(Whole)		
		Alfalfa Sprouts 1#/4oz					Papaya							
		Bean Sprouts					Peach					TOMATOES		
		Cole Slaw(white cabbage)					Pear					ROMA TOMATOES		
		Cabbage Shred Red					Pineapple					GRAPE TOMATOES		
		Carrot Shred / Coin					Plum					CHERRY TOMATOES		
		Carrot Sticks 2/4					Strawberry							
		Celery Sticks 2/4												
		Yel. Onions Sliced/Diced					MELON					MUSHROOMS (sliced)		
		Red Onions Sliced/Diced					Cantaloupe					Button Mushroom		
		Tossed Salad / SC					Honeydew					Medium Mushroom		
		Shred Lettuce					Watermelon #					Portabella Mushroom		
		Cabbage/Romaine Blend										12/8 oz. Mushroom		

ORDER FILLED BY

DELIV. BY

REC'D IN GOOD ORDER BY

C.O.D.

TOTAL ▶

192.00

TERMS: NET CASH - A FINANCE CHARGE OF 1 1/2 % PER MONTH (18% PER YEAR) WILL BE CHARGED ON PAST DUE ACCOUNTS.  
ALL CLAIMS FOR RETURN OF GOODS MUST BE MADE WITHIN 24 HOURS AFTER RECEIPT OF MERCHANDISE.

THANK YOU

1-5003-034

# VALLEY PRODUCE, INC.

P.O. BOX 11664, FRESNO, CALIFORNIA 93774  
e-mail: valleypro@comcast.net

2018-7 Page 74 of 121

Sold to Shama Chaffee Zoo  
PHONE (559) 237-3328  
FAX (559) 237-5611

Date 4/24/18

No. C 247929

✓	QUAN.	ITEM	PRICE	AMOUNT	✓	QUAN.	ITEM	PRICE	AMOUNT	✓	QUAN.	ITEM	PRICE	AMOUNT
✓	1	BROCCOLI Florets			✓	3	EGGS 15/doz	1920	5760	✓	3	CARROTS 50# / 25#	300	900
✓	1	BROCCOLI Grown (18ct)			✓	3	QTS FLAV Yogurt	1050	3150			Grabits 100/200 ct		
✓	1	CAULIFLOWER			✓	2	KALE	3600	7200			48/1# Carrot		
		CELERY			✓	4	LEEKs	800	3200			Baby Carrot		
		CABBAGE white			✓	10	CORN	1000	10000			Pinto Beans #100		
		CABBAGE red					HERBS			✓	1	Curly Endive	330	330
		CILANTRO					Basil					J. Yel. Onions		
✓	1	SPRING MIX 3#					Chives					Red Onions		
✓	1	core Lotus Buds	2315	2315			Mint			✓	8	Fries Veggies	3800	3800
		LETTUCE					Rosemary					Potatoes		
✓	4	Green Leaf	2100	8400			Thyme					10/5 Russet		
✓	3	Red Leaf	2050	6150			Apples 113 Fuji	11300	33900			5/10 Russet		
✓	25	Romaine	2500	62500	✓	4	Apples					Ctn. Russet		
		SPINACH 2 1/2 #					Apples Sliced 100/200					Red Potatoes sz		
✓	2	EGGPLANT					Apples			✓	1	Frozen Corn	475	475
✓	2	Swiss Chard	2100	4200	✓	4	Grapefruit	3600	14400	✓	4	YAMS (Med) Jumbo	2500	10000
✓	2	PARSLEY Flat / Curly			✓	1	Oranges 113	3250	3250			Jicama		
✓	2	Collard Greens	4750	9500	✓	2	Lemons	280	560	✓	2	Sweet Potatoes	2400	4800
		GREEN ONIONS			✓	2	Limes			✓	15	CUCUMBERS	800	800
		RADDISH					Banana's	2450	4900			SQUASH Sp66	200	200
✓	10	GREEN BEANS	1500	15000	✓	2	Raspberries			✓	1	Med. I.T. Squash	245	245
✓	1	ASPARAGUS			✓	6	Blueberries	1800	10800			Yellow Squash		
✓	1	Turnip Greens	2475	2475	✓	1	Blackberries			✓	1	Butternut	250	250
✓	12	BELL PEPPER Green	1080	12960	✓	1	GRAPES Red	3300	3300	✓	1	Avocado (Ripe)	450	450
		BELL PEPPER Red			✓	2	GRAPES Lunch Bunch	300	600	✓	3	Avocado (Firm)		
		Chili Jalapeno					# Kiwi					Garlic (5# Peeled)		
		Chili Tomatillo					Mango's					Garlic (Whole)		
✓	2	Chili Long Grn/Pasilla					Nectarines					NO SALT NO SEED		
✓	2	Alfalfa Sprouts 1#/4oz	5900	11800	✓	6	Papaya	1800	10800	✓	5	Sunflower Seeds	3375	3375
		Bean Sprouts			✓	10	Peach					TOMATOES		
		Cole Slaw (white cabbage)			✓	10	Pear D'ANJ 60ct.	3350	33500			ROMA TOMATOES		
		Cabbage Shred Red			✓	2	Pineapple	600	1200			GRAPE TOMATOES		
✓	4	Carrot (Shred) Goin	500	2000	✓	4	Plum					CHERRY TOMATOES		
		Carrot Sticks 2/4					Strawberry	1200	1200					
		Celery Sticks 2/4					MELON					MUSHROOMS (sliced)		
		Yel. Onions Sliced/Diced			✓	5	Cantaloupe	1300	6500			Button Mushroom		
		Red Onions Sliced/Diced			✓	2	Honeydew	700	1400	✓	10	Medium Mushroom	2050	2050
		Tossed Salad / SC			✓	1	Watermelon #	700	700			Portabella Mushroom		
		Shred Lettuce										12/8 oz. Mushroom		
		Cabbage/Romaine Blend												

ORDER FILLED BY

DELIV. BY

REC'D IN GOOD ORDER BY

C.O.D.

TOTAL ▶ 185915

TERMS: NET CASH - A FINANCE CHARGE OF 1 1/2 % PER MONTH (18 % PER YEAR) WILL BE CHARGED ON PAST DUE ACCOUNTS.  
ALL CLAIMS FOR RETURN OF GOODS MUST BE MADE WITHIN 24 HOURS AFTER RECEIPT OF MERCHANDISE.

THANK YOU

1-5603-0310

# VALLEY PRODUCE, INC.

P.O. BOX 11664, FRESNO, CALIFORNIA 93774

e-mail: valleypro@comcast.net

Sold to

2018-7 Page 75 of 125

PHONE (559) 237-3328

FAX (559) 237-5611

Date

4-28-18

No. C 248039

✓	QUAN.	ITEM	PRICE	AMOUNT	✓	QUAN.	ITEM	PRICE	AMOUNT	✓	QUAN.	ITEM	PRICE	AMOUNT
		Broccoli Florets												
		BROCCOLI Crown /18ct					EGGS 15/doz					CARROTS 50# / 25#		
		CAULIFLOWER										Grabits 100/200 ct		
		CELERY					KALE					48/1# Carrot		
		CABBAGE white					LEEEKS					Baby Carrot		
		CABBAGE red					CORN					Pinto Beans #100		
		CILANTRO					HERBS							
		SPRING MIX 3#					Basil					J. Yel. Onions		
							Chives					Red Onions		
		LETTUCE					Mint							
		Green Leaf					Rosemary					Potatoes		
		Red Leaf					Thyme					10/5 Russet		
X/7		Romaine										5/10 Russet		
		SPINACH 2 1/2 #					Apples					Ctn. Russet		
		EGGPLANT					Apples					Red Potatoes ____ sz		
							Apples Sliced 100/200							
		PARSLEY Flat / Curly										YAMS Med / Jumbo		
							Oranges					Jicama		
		GREEN ONIONS					Lemons							
		RADDISH					Limes					CUCUMBERS		
		GREEN BEANS					Banana's							
		ASPARAGUS					Raspberries					SQUASH		
							Blueberries					Med. I.T. Squash		
		BELL PEPPER Green					Blackberries					Yellow Squash		
		BELL PEPPER Red					GRAPES Red							
		Chili Jalapeno					GRAPES Lunch Bunch					Avocado (Ripe)		
		Chili Tomatillo										Avocado (Firm)		
		Chili Long Grn/Pasilla					Mango's					Garlic (5#Peeled)		
							Nectarines					Garlic -(Whole)		
		Alfalfa Sprouts 1#/4oz					Papaya							
		Bean Sprouts					Peach					TOMATOES		
		Cole Slaw(white cabbage)					Pear					ROMA TOMATOES		
		Cabbage Shred Red					Pineapple					GRAPE TOMATOES		
		Carrot Shred / Coin					Plum					CHERRY TOMATOES		
		Carrot Sticks 2/4					Strawberry							
		Celery Sticks 2/4												
		Yel. Onions Sliced/Diced					MELON					MUSHROOMS (sliced)		
		Red Onions Sliced/Diced					Cantaloupe					Button Mushroom		
		Tossed Salad / SC					Honeydew					Medium Mushroom		
		Shred Lettuce					Watermelon #					Portabella Mushroom		
		Cabbage/Romaine Blend										12/8 oz. Mushroom		

ORDER FILLED BY

DELIV. BY

REC'D IN GOOD ORDER BY

C.O.D.

TOTAL

TERMS: NET CASH - A FINANCE CHARGE OF 1 1/2 % PER MONTH (18% PER YEAR) WILL BE CHARGED ON PAST DUE ACCOUNTS.  
ALL CLAIMS FOR RETURN OF GOODS MUST BE MADE WITHIN 24 HOURS AFTER RECEIPT OF MERCHANDISE.

THANK YOU

1-5003-0318

**VALLEY PRODUCE, INC.**

Sold to

Fresno Chaffee Zoo

Date

5-4-18

P.O. BOX 11664, FRESNO, CALIFORNIA 93774

PHONE (559) 237-3328

FAX (559) 237-5611

No. C 250294

e-mail: valleypro@comcast.net

✓	QUAN.	ITEM	PRICE	AMOUNT	✓	QUAN.	ITEM	PRICE	AMOUNT	✓	QUAN.	ITEM	PRICE	AMOUNT
		<b>Broccoli Florets</b>					<b>EGGS 15/doz</b>					<b>CARROTS 50# / 25#</b>		
		<b>BROCCOLI Crown /18ct</b>										Grabits 100/200 ct		
		<b>CAULIFLOWER</b>										48/1# Carrot		
		<b>CELERY</b>					<b>KALE</b>					Baby Carrot		
		<b>CABBAGE white</b>					<b>LEEKs</b>					<b>Pinto Beans #100</b>		
		CABBAGE red					<b>CORN</b>							
		<b>CILANTRO</b>					<b>HERBS</b>							
		<b>SPRING MIX 3#</b>					Basil					J. Yel. Onions		
							Chives					Red Onions		
		<b>LETTUCE</b>					Mint							
		Green Leaf					Rosemary					<b>Potatoes</b>		
		Red Leaf					Thyme					10/5 Russet		
X/15		Romaine	2000	3000								5/10 Russet		
		SPINACH 2 1/2 #					<b>Apples</b>					Ctn. Russet		
		<b>EGGPLANT</b>					Apples					Red Potatoes ____ sz		
							Apples Sliced 100/200							
		<b>PARSLEY Flat / Curly</b>										<b>YAMS Med / Jumbo</b>		
							<b>Oranges</b>					<b>Jicama</b>		
		<b>GREEN ONIONS</b>					<b>Lemons</b>							
		<b>RADDISH</b>					<b>Limes</b>					<b>CUCUMBERS</b>		
		<b>GREEN BEANS</b>					Banana's							
		<b>ASPARAGUS</b>					Raspberries					<b>SQUASH</b>		
							Blueberries					Med. I.T. Squash		
		<b>BELL PEPPER Green</b>					Blackberries					Yellow Squash		
		<b>BELL PEPPER Red</b>					<b>GRAPES Red</b>							
		<b>Chili Jalapeno</b>					GRAPES Lunch Bunch					<b>Avocado (Ripe)</b>		
		<b>Chili Tomatillo</b>										Avocado (Firm)		
		<b>Chili Long Grn/Pasilla</b>					<b>Mango's</b>					<b>Garlic (5#Peeled)</b>		
							<b>Nectarines</b>					Garlic -(Whole)		
		<b>Alfalfa Sprouts 1#/4oz.</b>					<b>Papaya</b>							
		<b>Bean Sprouts</b>					<b>Peach</b>					<b>TOMATOES</b>		
		<b>Cole Slaw(white cabbage)</b>					<b>Pear</b>					ROMA TOMATOES		
		<b>Cabbage Shred -Red</b>					<b>Pineapple</b>					GRAPE TOMATOES		
		<b>Carrot Shred / Coin</b>					<b>Plum</b>					CHERRY TOMATOES		
		<b>Carrot Sticks 2/4</b>					<b>Strawberry</b>							
		<b>Celery Sticks 2/4</b>												
		<b>Yel. Onions Sliced/Diced</b>					<b>MELON</b>					<b>MUSHROOMS (sliced)</b>		
		<b>Red Onions Sliced/Diced</b>					<b>Cantaloupe</b>					Button Mushroom		
		<b>Tossed Salad / SC</b>					<b>Honeydew</b>					Medium Mushroom		
		<b>Shred Lettuce</b>					<b>Watermelon #</b>					Portabella Mushroom		
		<b>Cabbage/Romaine Blend</b>										12/8 oz. Mushroom		

ORDER FILLED BY

DELIV. BY

REC'D IN GOOD ORDER BY

TOTAL

30000

TERMS: NET CASH - A FINANCE CHARGE OF 1 1/2 % PER MONTH (18% PER YEAR) WILL BE CHARGED ON PAST DUE ACCOUNTS.  
ALL CLAIMS FOR RETURN OF GOODS MUST BE MADE WITHIN 24 HOURS AFTER RECEIPT OF MERCHANDISE.

THANK YOU

1-5003-0368



**VALLEY PRODUCE, INC.**

Sold to

*Frederick Chaffin 200*

Date

*5/11/18*

P.O. BOX 11664, FRESNO, CALIFORNIA 93774

PHONE (559) 237-3328

FAX (559) 237-5611

e-mail: valleypro@comcast.net

**No. C 250358**

✓	QUAN.	ITEM	PRICE	AMOUNT	✓	QUAN.	ITEM	PRICE	AMOUNT	✓	QUAN.	ITEM	PRICE	AMOUNT
		Broccoli Florets												
		BROCCOLI Crown /18ct					EGGS 15/doz					CARROTS 50# / 25#		
		CAULIFLOWER										Grabits 100/200 ct		
		CELERY					KALE					48/1# Carrot		
		CABBAGE white					LEEKs					Baby Carrot		
		CABBAGE red					CORN					Pinto Beans #100		
		CILANTRO					HERBS							
		SPRING MIX 3#					Basil					J. Yel. Onions		
							Chives					Red Onions		
		LETTUCE					Mint							
		Green Leaf					Rosemary					Potatoes		
		Red Leaf					Thyme					10/5 Russet		
		Romaine										5/10 Russet		
		SPINACH 2 1/2 #					Apples					Ctn. Russet		
		EGGPLANT					Apples Sliced 100/200					Red Potatoes ____ sz		
		PARSLEY Flat / Curly										YAMS Med / Jumbo		
							Oranges					Jicama		
		GREEN ONIONS					Lemons							
		RADDISH					Limes					CUCUMBERS		
		GREEN BEANS					Banana's							
		ASPARAGUS					Raspberries					SQUASH		
							Blueberries					Med. I.T. Squash		
		BELL PEPPER Green					Blackberries					Yellow Squash		
		BELL PEPPER Red					GRAPES Red							
		Chili Jalapeno					GRAPES Lunch Bunch					Avocado (Ripe)		
		Chili Tomatillo										Avocado (Firm)		
		Chili Long Grn/Pasilla					Mango's					Garlic (5#Peeled)		
							Nectarines					Garlic -(Whole)		
		Alfalfa Sprouts 1#/4oz					Papaya							
		Bean Sprouts					Peach					TOMATOES		
		Cole Slaw(white cabbage)					Pear					ROMA TOMATOES		
		Cabbage Shred Red					Pineapple					GRAPE TOMATOES		
		Carrot Shred / Coin					Plum					CHERRY TOMATOES		
		Carrot Sticks 2/4					Strawberry							
		Celery Sticks 2/4												
		Yel. Onions Sliced/Diced					MELON					MUSHROOMS (sliced)		
		Red Onions Sliced/Diced					Cantaloupe					Button Mushroom		
		Tossed Salad / SC					Honeydew					Medium Mushroom		
		Shred Lettuce					Watermelon #					Portabella Mushroom		
		Cabbage/Romaine Blend										12/8 oz Mushroom		

ORDER FILLED BY

DELIV. BY

REC'D IN GOOD ORDER BY

C.O.D.

TOTAL

THANK YOU

TERMS: NET CASH - A FINANCE CHARGE OF 1 1/2 % PER MONTH (18% PER YEAR) WILL BE CHARGED ON PAST DUE ACCOUNTS.  
ALL CLAIMS FOR RETURN OF GOODS MUST BE MADE WITHIN 24 HOURS AFTER RECEIPT OF MERCHANDISE.

1-5203-0348



**VALLEY PRODUCE, INC.**Sold to *Fresno Chaffee Zoo*Date *5-1-18*

P.O. BOX 11664, FRESNO, CALIFORNIA 93774

PHONE (559) 237-3328

**No. C 247982**

e-mail: valleypro@comcast.net

FAX (559) 237-5611

✓	QUAN.	ITEM	PRICE	AMOUNT	✓	QUAN.	ITEM	PRICE	AMOUNT	✓	QUAN.	ITEM	PRICE	AMOUNT
		<b>Broccoli Florets</b>												
X	(9)	BROCCOLI Grown/18ct		900	X	(6)	EGGS-15/doz		1800	X	(4)	CARROTS (50#) 25#	215	1190
X	(2)	CAULIFLOWER		300								Grabits 100/200 ct		
		CELERY			X	(2)	KALE	1800	3600			48/1# Carrot		
		<b>CABBAGE white</b>			X	(4)	LEEKs		800			Baby Carrot		
		CABBAGE red			X	(10)	CORN		800			<b>Pinto Beans #100</b>		
		<b>CILANTRO</b>					<b>HERBS</b>			X	(10)	Catkins		2400
		<b>SPRING MIX 3#</b>					Basil					J. Yel. Onions		
X	(1)	AB Parsnip		3775			Chives			X	(1)	Froz Corn		475
		<b>LETTUCE</b>					Mint					<b>Potatoes</b>		
X	(3)	Green Leaf	2400	7200			Rosemary					10/5 Russet		
X	(2)	Red Leaf	2400	4800			Thyme					5/10 Russet		
X	(2)	Romaine	2100	5400	X	(2)	Ots Yogurt		750			Ctn. Russet		
		SPINACH 2 1/2 #	2500	6250			<b>Apples</b>					Red Potatoes sz		
		<b>EGGPLANT</b>			X	(3)	Apples 113 GAIA	2500	7500	X	(8)	Froz Veggies		3800
X	(1)	Curly Endive		3375			Apples Sliced 100/200			X	(4)	YAMS Med Jumbo	2500	10000
		<b>PARSLEY Flat / Curly</b>										Jicama		
							<b>Oranges</b>			X	(3)	Sweet Potato (JB)		7350
		<b>GREEN ONIONS</b>			X	(2)	Lemons	2500	5000	X	(15)	<b>CUCUMBERS</b>		1350
		<b>RADDISH</b>					Limes			X	(2)	Charol	2100	4200
X	(10)	<b>GREEN BEANS</b>		1750	X	(4)	Banana's	2400	9800	X	(2)	<b>SQUASH</b>		
		<b>ASPARAGUS</b>					Raspberries			X	(1)	Med. I.T. Squash		3100
					X	(6)	Blueberries	1800	10800			Yellow Squash		
X	(1)	<b>BELL PEPPER Green</b>		1800	X	(1)	Blackberries			X	(2)	Collard Greens	2450	4900
		BELL PEPPER Red					<b>GRAPES Red</b>		3100	X	(3)	<b>Avocado (Ripe)</b>		450
		<b>Chili Jalapeno</b>					GRAPES Lunch Bunch					Avocado (Firm)		
		<b>Chili Tomatillo</b>			X	(2)	# Kiwi		300			<b>Garlic (5# Peeled)</b>		
		<b>Chili Long Grn/Pasilla</b>			X	(1)	Mango's		1250			Garlic -(Whole)		
X	(1)	Turnip Greens		2215			<b>Nectarines</b>			X	(1)	Turnip		2275
		Alfalfa Sprouts 1#/4oz			X	(7)	Papaya		2100	X	(1)	<b>TOMATOES</b>		2150
		Bean Sprouts					Peach					ROMA TOMATOES		
		Cole Slaw (white cabbage)					Pear					GRAPE TOMATOES		
		Cabbage Shred Red			X	(2)	Pineapple		600			CHERRY TOMATOES		
X	(2)	Carrot Shred / Coin		300	X	(4)	Plum			X	(2)	Med. Mushroom	2050	4100
		Carrot Sticks 2/4					<b>Strawberry</b>		1400			Portabella Mushroom		
		<b>Celery Sticks 2/4</b>										12/8 oz. Mushroom		
		Yel. Onions Sliced/Diced			X	(5)	<b>MELON</b>					<b>MUSHROOMS (sliced)</b>		
		Red Onions Sliced/Diced			X	(3)	Cantaloupe		1350			Button Mushroom		
		<b>Tossed Salad / SC</b>					Honeydew		900	X	(20)	Medium Mushroom		
		<b>Shred Lettuce</b>					Watermelon #					Portabella Mushroom		
		Cabbage/Romaine Blend												

ORDER FILLED BY

DELIV. BY

C.O.D.

**TOTAL 183150**

TERMS: NET CASH - A FINANCE CHARGE OF 1 1/2 % PER MONTH (18% PER YEAR) WILL BE CHARGED ON PAST DUE ACCOUNTS.  
 ALL CLAIMS FOR RETURN OF GOODS MUST BE MADE WITHIN 24 HOURS AFTER RECEIPT OF MERCHANDISE.

THANK YOU

1-5003-0310

**VALLEY PRODUCE, INC.**Sold to Fresno Chaffer ZooDate 5-8-18

P.O. BOX 11664, FRESNO, CALIFORNIA 93774

PHONE (559) 237-3328

**No. C 250323**

e-mail: valleypro@comcast.net

FAX (559) 237-5611

AN.	ITEM	PRICE	AMOUNT	✓	QUAN.	ITEM	PRICE	AMOUNT	✓	QUAN.	ITEM	PRICE	AMOUNT
	Broccoli Florets												
	BROCCOLI Crown /18ct				18	EGGS 15/doz	2200			4	CARROTS (50#) 25#	2800	11200
✓ (4)	CAULIFLOWER		800		1	1-Gt Yogurt	350				Grabits 100/200 ct		
	CELERY				3	KALE	1700	5100			48/1# Carrot		
	CABBAGE white				4	LEEEKS		1200			Baby Carrot		
	CABBAGE red				20	CORN		1600			Pinto Beans #100		
	CILANTRO					HERBS				1	Curtis Pads		2250
	SPRING MIX 3#					Basil					J. Yel. Onions		
✓ 1	Peanut Butter		750			Chives					Red Onions		
	LETTUCE					Mint				1	7ROZ. Corn		475
✓ 4	Green Leaf	250	9800			Rosemary					Potatoes		
✓ 2	Red Leaf	230	4700			Thyme					10/5 Russet		
✓ 16	Romaine	850	29600								5/10 Russet		
	SPINACH 2 1/2 #	15	500		4	Apples Gala	2700	10800			Ctn. Russet		
	EGGPLANT					Apples					Red Potatoes ____ sz		
✓ 2	Swiss Chard	210	4200			Apples Sliced 100/200				8	7ROZ Veggies		3800
	PARSLEY Flat / Curly				2	Grapefruit	300			5	YAMS (Med) Jumbo	2500	12500
✓ 1	Curly Endive		3375			Oranges					Jicama		
	GREEN ONIONS					Lemons				1	Turnip Green		2475
	RADDISH					Limes				15	CUCUMBERS		1350
✓ 10	GREEN BEANS	2500			4	Banana's	2450	9800		1	Butternut Squash		200
	ASPARAGUS					Raspberries				2	SQUASH ACORN		400
✓ 2	Collard Green	242	4950		6	Blueberries				1	Med. I.T. Squash		3200
✓ 12	BELL PEPPER Green		960			Blackberries					Yellow Squash		
	BELL PEPPER Red				10	GRAPES Red	3100			1	Spec. Squash		200
	Chili Jalapeno					GRAPES Lunch Bunch				3	Avocado (Ripe)		450
	Chili Tomatillo				1	Dried Fig		335			Avocado (Firm)		
	Chili Long Grn/Pasilla				20	Mango's	1250	2500			Garlic (5#Peeled)		
✓ 1	Cheese Block		350			Nectarines					Garlic - (Whole)		
	Alfalfa Sprouts 1#/4oz				3	Papaya		900		2	1000 Candelion Green		5500
	Bean Sprouts					Peach				12	TOMATOES		1200
	Cole Slaw (white cabbage)				10	Pear		3800			ROMA TOMATOES		
	Cabbage Shred Red				2	Pineapple		700			GRAPE TOMATOES		
✓ 4	Carrot (Shred) /-Goin		800			Plum					CHERRY TOMATOES		
	Carrot Sticks 2/4				4	Strawberry		1300		1	Sweet Potatoes	2400	2400
	Celery Sticks 2/4				2	Kiwi		250		3	Box Jello		750
	Yel. Onions Sliced/Diced					MELON					MUSHROOMS (sliced)		
	Red Onions Sliced/Diced				10	Cantaloupe		2750			Button Mushroom		
	Tossed Salad / SC				3	Honeydew		600		10	Medium Mushroom		2050
	Shred Lettuce				1	Watermelon #		700			Portabella Mushroom		
	Cabbage/Romaine Blend										12/8 oz. Mushroom		

ORDER FILLED BY

DELIV. BY

RECD IN GOOD ORDER BY

TOTAL

TERMS: NET CASH - A FINANCE CHARGE OF 1 1/2 % PER MONTH (18% PER YEAR) WILL BE CHARGED ON PAST DUE ACCOUNTS.  
ALL CLAIMS FOR RETURN OF GOODS MUST BE MADE WITHIN 24 HOURS AFTER RECEIPT OF MERCHANDISE.

THANK YOU

1-5003-0348

# VALLEY PRODUCE, INC.

P.O. BOX 11664, FRESNO, CALIFORNIA 93774  
e-mail: valleypro@comcast.net

2018-7 Page 80 of 121

Sold to

PHONE (559) 237-3328  
FAX (559) 237-5611

Date

No. C 2504047

Monday 4/2/18

✓	QUAN.	ITEM	PRICE	AMOUNT	✓	QUAN.	ITEM	PRICE	AMOUNT	✓	QUAN.	ITEM	PRICE	AMOUNT
		Broccoli Florets												
		BROCCOLI Crown /18ct					EGGS 15/doz					CARROTS 50# / 25#		
		CAULIFLOWER										Grabits 100/200 ct		
		CELERY					KALE					48/1# Carrot		
		CABBAGE white					LEEKs					Baby Carrot		
		CABBAGE red					CORN					Pinto Beans #100		
		CILANTRO					HERBS							
		SPRING MIX 3#					Basil					J. Yel. Onions		
							Chives					Red Onions		
		LETTUCE					Mint							
		Green Leaf					Rosemary					Potatoes		
		Red Leaf					Thyme					10/5 Russet		
X15		Romaine										5/10 Russet		
		SPINACH 2 1/2 #					Apples					Ctn. Russet		
		EGGPLANT					Apples					Red Potatoes ____ sz		
							Apples Sliced 100/200							
		PARSLEY Flat / Curly										YAMS Med / Jumbo		
							Oranges					Jicama		
		GREEN ONIONS					Lemons							
		RADDISH					Limes					CUCUMBERS		
		GREEN BEANS					Banana's							
		ASPARAGUS					Raspberries					SQUASH		
							Blueberries					Med. I.T. Squash		
		BELL PEPPER Green					Blackberries					Yellow Squash		
		BELL PEPPER Red					GRAPES Red							
		Chili Jalapeno					GRAPES Lunch Bunch					Avocado (Ripe)		
		Chili Tomatillo										Avocado (Firm)		
		Chili Long Grn/Pasilla					Mango's					Garlic (5#Peeled)		
							Nectarines					Garlic -(Whole)		
		Alfalfa Sprouts 1#/4oz					Papaya							
		Bean Sprouts					Peach					TOMATOES		
		Cole Slaw(white cabbage)					Pear					ROMA TOMATOES		
		Cabbage Shred Red					Pineapple					GRAPE TOMATOES		
		Carrot Shred / Coin					Plum					CHERRY TOMATOES		
		Carrot Sticks 2/4					Strawberry							
		Celery Sticks 2/4												
		Yel. Onions Sliced/Diced					MELON					MUSHROOMS (sliced)		
		Red Onions Sliced/Diced					Cantaloupe					Button Mushroom		
		Tossed Salad / SC					Honeydew					Medium Mushroom		
		Shred Lettuce					Watermelon #					Portabella Mushroom		
		Cabbage/Romaine Blend										12/8 oz. Mushroom		

ORDER FILLED BY

DELIV. BY

REC'D IN GDS ORDER BY

C.O.D.

TOTAL ▶

360<sup>00</sup>

TERMS: NET CASH - A FINANCE CHARGE OF 1 1/2 % PER MONTH (18% PER YEAR) WILL BE CHARGED ON PAST DUE ACCOUNTS.  
ALL CLAIMS FOR RETURN OF GOODS MUST BE MADE WITHIN 24 HOURS AFTER RECEIPT OF MERCHANDISE.

THANK YOU

1-5003-034

# VALLEY PRODUCE, INC.

P.O. BOX 11664, FRESNO, CALIFORNIA 93774  
e-mail: valleypro@comcast.net

2018-7 Page 81 of 121

Sold to **Fresno Zoo**  
PHONE (559) 237-3328  
FAX (559) 237-5611

Date **4-3-18**

No. **C 2504354**

✓	QUAN.	ITEM	PRICE	AMOUNT	✓	QUAN.	ITEM	PRICE	AMOUNT	✓	QUAN.	ITEM	PRICE	AMOUNT
		Broccoli Florets			X(3)		At Flavored yogurt	1125				CARROTS 50# / 20#		3000
X(9)		BROCCOLI Crown (18ct)	870		X(10)		EGGS 15/10oz	1125				Grabits 100/200 ct		
X(4)		CAULIFLOWER	680		X(10)		gallon whole milk	2100				48/1# Carrot		
		CELERY			X(30)		KALE	1800	5400			Baby Carrot		
		CABBAGE white			X(4)		LEEEKS	800				Pinto Beans #100		
		CABBAGE red			X(20)		CORN	1800				Beets		2300
		CILANTRO					HERBS					J. Yel. Onions		
		SPRING MIX 3#					Basil					Red Onions		
X(10)		Cactus Pads	235				Chives					Potatoes		
		LETTUCE					Mint					10/5 Russet		
X(300)		Green Leaf	2000	6000			Rosemary					5/10 Russet		
X(300)		Red Leaf	1900	5700			Thyme					Ctn. Russet		
X(120)		Romaine	2300	2760			Dandelion Green	2800	5900			Red Potatoes sz		
		SPINACH 2 1/2 #			X(4)		Apples	10400				Subst Potatoes	2500	5000
		EGGPLANT					Apples					YAMS Med/Jumbo	2400	9600
X(20)		Chard	235	4700			Apples Sliced 100/200					Jicama		
		PARSLEY Flat / Curly			X(2#)		Kiwi	4500				CUCUMBERS	720	
		GREEN ONIONS			X(2#)		Oranges					Squash 5lb each	400	
		RADDISH					Lemons	260				SQUASH 10lb each	200	
10#		GREEN BEANS	1500		X(30)		Limes					Med. I.T. Squash	100	
		ASPARAGUS					Banana's	3000	2450	7350		Yellow Squash		
X(20)		cholland green	235	4700	X(6)		Raspberries					Avocado (Ripe)	450	
X(10)		BELL PEPPER Green	2000				Blueberries	1500				Avocado (Firm)		
		BELL PEPPER Red					Blackberries					Garlic (5# Peeled)		
		Chili Jalapeno					GRAPES Red					Garlic (Whole)		
		Chili Tomatillo					GRAPES Lunch Bunch					PAN & Butter	950	
10		Chili Long Grn/Pasilla			X(10)		Mango's	1200				TOMATOES		
		Therip Green	245		X(3)		Nectarines	900				ROMA TOMATOES		
		Alfalfa Sprouts 1#/4oz					Papaya					GRAPE TOMATOES		
		Bean Sprouts			X(10)		Peach	3000				CHERRY TOMATOES		
		Cole Slaw (white cabbage)			X(2)		Pear	800				From Uragie	280	
X(3#)		Cabbage Shred Red	450				Pineapple					MUSHROOMS (sliced)		
		Carrot Shred 1-60th			X(10)		Plum					Button Mushroom		
		Carrot Sticks 2/4			X(10)		Strawberry	1600				Medium-Mushroom	2000	4100
		Celery Sticks 2/4			X(10)		Endive Cmk	335	335			Portabella Mushroom		
		Yel. Onions Sliced/Diced					MELON					12/8 oz. Mushroom		
		Red Onions Sliced/Diced			X(8)		Cantaloupe	2000						
		Tossed Salad / SC			X(2)		Honeydew	900						
		Shred Lettuce					Watermelon #							
		Cabbage/Romaine Blend												

ORDER FILLED BY

DELIV. BY

REC'D. & GOOD BY

G.O.D. All

TOTAL

140270

TERMS: NET CASH - A FINANCE CHARGE OF 1 1/2 % PER MONTH (18% PER YEAR) WILL BE CHARGED ON PAST DUE ACCOUNTS.  
ALL CLAIMS FOR RETURN OF GOODS MUST BE MADE WITHIN 24 HOURS AFTER RECEIPT OF MERCHANDISE.

THANK YOU

11-5803-0315

# VALLEY PRODUCE, INC.

P.O. BOX 11664, FRESNO, CALIFORNIA 93774  
e-mail: valleypro@comcast.net

2018-7 Page 82 of 121

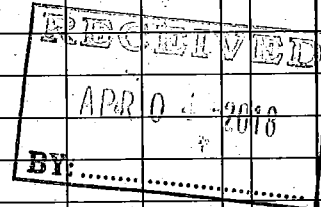
Sold to

PHONE (559) 237-3328  
FAX (559) 237-5611

Date

No. C 2504051

✓	QUAN.	ITEM	PRICE	AMOUNT	✓	QUAN.	ITEM	PRICE	AMOUNT	✓	QUAN.	ITEM	PRICE	AMOUNT
		Broccoli Florets												
		BROCCOLI Crown /18ct										CARROTS 50# / 25#		
		CAULIFLOWER										Grabits 100/200 ct.		
		CELERY					KALE					48/1# Carrot		
		CABBAGE white					LEEKs					Baby Carrot		
		CABBAGE red					CORN					Pinto Beans #100		
		CILANTRO					HERBS					J. Yel. Onions		
		SPRING MIX 3#					Basil					Red Onions		
							Chives							
		LETTUCE					Mint							
		Green Leaf					Rosemary					Potatoes		
		Red Leaf					Thyme					10/5 Russet		
X 1		Romaine	N/C		X 1		Apple Beans					5/10 Russet		
		SPINACH 2 1/2 #					Bacon Pies					Ctn. Russet		
		EGGPLANT					Apples					Red Potatoes ____ sz		
							Apples							
		PARSLEY Flat / Curly			X 1		Apples Sliced 100/200							
							Turnip green	N/C				YAMS Med / Jumbo		
		GREEN ONIONS					Oranges					Jicama		
		RADDISH					Lemons							
X 10		GREEN BEANS	N/C				Limes					CUCUMBERS		
		ASPARAGUS					Banana's							
							Raspberries					SQUASH		
		BELL PEPPER Green					Blueberries					Med. I.T. Squash	29.00	
		BELL PEPPER Red			X 10		Blackberries					Yellow Squash		
		Chili Jalapeno					GRAPES Red	31.50						
		Chili Tomatillo					GRAPES Lunch Bunch					Avocado (Ripe)		
		Chili Long Grn/Pasilla										Avocado (Firm)		
							Mango's					Garlic (5#Peeled)		
		Alfalfa Sprouts 1#/4oz					Nectarines					Garlic -(Whole)		
		Bean Sprouts					Papaya							
		Cole Slaw(white cabbage)					Peach					TOMATOES		
		Cabbage Shred Red					Pear					ROMA TOMATOES		
		Carrot Shred / Coin					Pineapple					GRAPE TOMATOES		
		Carrot Sticks 2/4					Plum					CHERRY TOMATOES		
		Celery Sticks 2/4					Strawberry							
		Yel. Onions Sliced/Diced										MUSHROOMS (sliced)		
		Red Onions Sliced/Diced					MELON					Button Mushroom		
		Tossed Salad / SC					Cantaloupe					Medium-Mushroom		
		Shred Lettuce					Honeydew					Portabella Mushroom		
		Cabbage/Romaine Blend					Watermelon #					12/8 oz. Mushroom		



*Danna*  
*Chin*

ORDER FILLED BY

DELIV. BY

REC'D IN GOOD ORDER BY

C.O.D.

TOTAL

91.45

TERMS: NET CASH - A FINANCE CHARGE OF 1 1/2 % PER MONTH (18% PER YEAR) WILL BE CHARGED ON PAST DUE ACCOUNTS.  
ALL CLAIMS FOR RETURN OF GOODS MUST BE MADE WITHIN 24 HOURS AFTER RECEIPT OF MERCHANDISE.

THANK YOU.

1-505-08

# VALLEY PRODUCE, INC.

P.O. BOX 11664, FRESNO, CALIFORNIA 93774  
e-mail: valleypro@comcast.net

Sold to

PHONE (559) 237-3328  
FAX (559) 237-5611

Date

4-7-18

No. C 2504075

✓	QUAN.	ITEM	PRICE	AMOUNT	✓	QUAN.	ITEM	PRICE	AMOUNT	✓	QUAN.	ITEM	PRICE	AMOUNT
		Broccoli Florets												
		BROCCOLI Crown /18ct					EGGS 15/doz					CARROTS 50# / 25#		
		CAULIFLOWER										Grabits 100/200 ct		
		CELERY					KALE					48/1# Carrot		
		CABBAGE white					LEEKS					Baby Carrot		
		CABBAGE red					CORN					Pinto Beans #100		
		CILANTRO					HERBS							
		SPRING MIX 3#					Basil					J. Yel. Onions		
							Chives					Red Onions		
		LETTUCE					Mint							
		Green Leaf					Rosemary					Potatoes		
		Red Leaf					Thyme					10/5 Russet		
		Romaine										5/10 Russet		
		SPINACH 2 1/2 #					Apples					Ctn. Russet		
		EGGPLANT					Apples					Red Potatoes ____ sz		
							Apples Sliced 100/200							
		PARSLEY Flat / Curly										YAMS Med / Jumbo		
							Oranges					Jicama		
		GREEN ONIONS					Lemons							
		RADDISH					Limes					CUCUMBERS		
		GREEN BEANS					Banana's							
		ASPARAGUS					Raspberries					SQUASH		
							Blueberries					Med. I.T. Squash		
		BELL PEPPER Green					Blackberries					Yellow Squash		
		BELL PEPPER Red					GRAPES Red							
		Chili Jalapeno					GRAPES Lunch Bunch					Avocado (Ripe)		
		Chili Tomatillo										Avocado (Firm)		
		Chili Long Grn/Pasilla					Mango's					Garlic (5#Peeled)		
							Nectarines					Garlic -(Whole)		
		Alfalfa Sprouts 1#/4oz					Papaya							
		Bean Sprouts					Peach					TOMATOES		
		Cole Slaw(white cabbage)					Pear					ROMA TOMATOES		
		Cabbage Shred Red					Pineapple					GRAPE TOMATOES		
		Carrot Shred / Coin					Plum					CHERRY TOMATOES		
		Carrot Sticks 2/4					Strawberry							
		Celery Sticks 2/4												
		Yel. Onions Sliced/Diced					MELON					MUSHROOMS (sliced)		
		Red Onions Sliced/Diced					Cantaloupe					Button Mushroom		
		Tossed Salad / SC					Honeydew					Medium-Mushroom		
		Shred Lettuce					Watermelon					Portabella Mushroom		
		Cabbage/Romaine Blend										12/8 oz. Mushroom		

ORDER FILLED BY

DELIV. BY

RECEIVED IN GOOD ORDER BY

C.O.D.

TOTAL

THANK YOU

TERMS: NET CASH - A FINANCE CHARGE OF 1 1/2 % PER MONTH (18% PER YEAR) WILL BE CHARGED ON PAST DUE ACCOUNTS.  
ALL CLAIMS FOR RETURN OF GOODS MUST BE MADE WITHIN 24 HOURS AFTER RECEIPT OF MERCHANDISE.

1-50323-003297

**VALLEY PRODUCE, INC.**

P.O. BOX 11664, FRESNO, CALIFORNIA 93774

e-mail: valleypro@comcast.net

Sold to

*Shirley Chaffee Zoo*

Date

4-10-18

PHONE (559) 237-3328

FAX (559) 237-5611

**No. C 2504475**

✓	QUAN.	ITEM	PRICE	AMOUNT	✓	QUAN.	ITEM	PRICE	AMOUNT	✓	QUAN.	ITEM	PRICE	AMOUNT
		<b>Broccoli Florets</b>												
		<b>BROCCOLI Crown /18ct</b>					<b>EGGS 15/doz</b>		2140		3	<b>CARROTS (50#) 25#</b>	3025	9075
X	(2)	CAULIFLOWER		400	X	(16)	<b>OK Yogurt</b>		700			Grabits 100/200 ct		
		CELERY			X	(3)	<b>KALE</b>	1840	5400			48/1# Carrot		
		<b>CABBAGE white</b>			X	(4)	<b>LEEKs</b>		1200			Baby Carrot		
		CABBAGE red					<b>CORN</b>					<b>Pinto Beans #100</b>		
		<b>CILANTRO</b>					<b>HERBS</b>			X	1	<b>Jurnip Greens</b>	2475	2475
		<b>SPRING MIX 3#</b>					Basil					J. Yel. Onions		
X	1 case	<b>Cater Pads</b>		325			Chives					Red Onions		
		<b>LETTUCE</b>					Mint			X	2	<b>Collard Greens</b>	2375	4750
X	4 cases	Green Leaf	1950	5400			Rosemary					<b>Potatoes</b>		
X	2 cases	Red Leaf	1850	3700			Thyme					10/5 Russet		
X	21 cases	Romaine	2300	48300	X	(1)	<b>Froz Corn</b>		475			5/10 Russet		
		<b>SPINACH 2 1/2 #</b>		20 cases	X	(2)	<b>Apples Fuji 1B</b>		5800			Ctn. Russet		
		<b>EGGPLANT</b>		1 case			Apples					Red Potatoes sz		
X	(8)	<b>Froz Veggies</b>		3800			Apples Sliced 100/200					<b>COCONUTS</b>		WEDNESDAY
		<b>PARSLEY Flat/Curly</b>								X	4	<b>YAMS (Med) Jumbo</b>	2500	10000
X	2 case	<b>Swiss Chard</b>	2100	4200	X	1	<b>Oranges 72/box</b>		2700			Jicama		
		<b>GREEN ONIONS</b>					<b>Lemons</b>			X	(4)	<b>Honeyfruit</b>		600
		<b>RADDISH</b>					<b>Limes</b>			X	10	<b>CUCUMBERS</b>		800
X	10	<b>GREEN BEANS</b>		2000	X	3	<b>Banana's</b>	2450	7350	X	3	<b>Sweet Potato</b>	2400	7200
		<b>ASPARAGUS</b>					Raspberries					<b>SQUASH</b>		
X	1	<b>Dried milk</b>		2200	X	(6)	Blueberries		1800	X	1	<b>Med. I.T. Squash</b>		1650
X	10	<b>BELL PEPPER Green</b>		1975			Blackberries					Yellow Squash		
		<b>BELL PEPPER Red</b>			X	1	<b>GRAPES Red</b>		3600	X	2	<b>Plantation Greens</b>		5900
		<b>Chili Jalapeno</b>					<b>GRAPES Lunch Bunch</b>			X	(3)	<b>Avocado (Ripe)</b>		450
		<b>Chili Tomatillo</b>			X	2	<b># Kiwi</b>		300			Avocado (Firm)		
		<b>Chili Long Grn/Pasilla</b>			X	1	<b>Mango's</b>		1200			<b>Garlic (5# Peeled)</b>		
X	1	<b>Curly Endive</b>		3375			<b>Nectarines</b>					Garlic -(Whole)		
		<b>Alfalfa Sprouts 1#/4oz</b>			X	(5)	<b>Papaya</b>		1500					
		<b>Bean Sprouts</b>					<b>Peach</b>			X	1	<b>TOMATOES</b>		2200
		<b>Cole Slaw (white cabbage)</b>					<b>Pear</b>					ROMA TOMATOES		
		<b>Cabbage Shred Red</b>			X	(2)	<b>Pineapple</b>		600			GRAPE TOMATOES		
		<b>Carrot Shred / Coin</b>					<b>Plum</b>					CHERRY TOMATOES		
		<b>Carrot Sticks 2/4</b>			X	(4)	<b>Strawberry</b>		1400	X	1	<b>Uncle Ben's Rice</b>		4450
		<b>Celery Sticks 2/4</b>								X	4	<b>Hot Sauce</b>		460
		<b>Yel. Onions Sliced/Diced</b>					<b>MELON</b>					<b>MUSHROOMS (sliced)</b>		
		<b>Red Onions Sliced/Diced</b>			X	(8)	<b>Cantaloupe</b>		2200			Button Mushroom		
		<b>Tossed Salad / SC</b>			X	(1)	<b>Honeydew</b>		400	X	10	<b>Medium-Mushroom</b>		2150
		<b>Shred Lettuce</b>			X	(1)	<b>Watermelon #</b>		650			Portabella Mushroom		
		<b>Cabbage/Romaine Blend</b>										12/8 oz. Mushroom		

ORDER FILLED BY

DELIV. BY

RECEIVED IN GOOD ORDER BY

A/R O.D.

**TOTAL**

THANK YOU

TERMS: NET CASH - A FINANCE CHARGE OF 1 1/2 % PER MONTH (18% PER YEAR) WILL BE CHARGED ON PAST DUE ACCOUNTS.  
ALL CLAIMS FOR RETURN OF GOODS MUST BE MADE WITHIN 24 HOURS AFTER RECEIPT OF MERCHANDISE.

1-503-03-00326



# VALLEY PRODUCE, INC.

P.O. BOX 11664, FRESNO, CALIFORNIA 93774  
e-mail: valleypro@comcast.net

2018-7 Page 85 of 121

Sold to

PHONE (559) 237-3328  
FAX (559) 237-5611

Date

4-11-18

No. C 2504479

✓	QUAN.	ITEM	PRICE	AMOUNT	✓	QUAN.	ITEM	PRICE	AMOUNT	✓	QUAN.	ITEM	PRICE	AMOUNT
		Broccoli Florets												
		BROCCOLI Crown /18ct					EGGS 15/doz					CARROTS 50# / 25#		
		CAULIFLOWER										Grabits 100/200 ct		
		CELERY					KALE					48/1# Carrot		
		CABBAGE white					LEEKs					Baby Carrot		
		CABBAGE red					CORN					Pinto Beans #100		
		CILANTRO					HERBS							
		SPRING MIX 3#					Basil					J. Yel. Onions		
							Chives					Red Onions		
		LETTUCE					Mint							
		Green Leaf					Rosemary					Potatoes		
		Red Leaf					Thyme					10/5 Russet		
		Romaine					Apples					5/10 Russet		
		SPINACH 2 1/2 #					Apples					Ctn. Russet		
		EGGPLANT					Apples Sliced 100/200					Red Potatoes ____ sz		
		PARSLEY Flat / Curly										YAMS Med / Jumbo		
							Oranges					Jicama		
		GREEN ONIONS					Lemons							
		RADDISH					Limes					CUCUMBERS		
		GREEN BEANS					Banana's							
		ASPARAGUS					Raspberries					SQUASH		
							Blueberries					Med. I.T. Squash		
		BELL PEPPER Green					Blackberries					Yellow Squash		
		BELL PEPPER Red					GRAPES Red							
		Chili Jalapeno					GRAPES Lunch Bunch					Avocado (Ripe)		
		Chili Tomatillo					Mango's					Avocado (Firm)		
		Chili Long Grn/Pasilla					Nectarines					Garlic (5#Peeled)		
							Papaya					Garlic -(Whole)		
		Alfalfa Sprouts 1#/4oz					Peach							
		Bean Sprouts					Pear					TOMATOES		
		Cole Slaw(white cabbage)					Pineapple					ROMA TOMATOES		
		Cabbage Shred Red					Plum					GRAPE TOMATOES		
		Carrot Shred / Coin					Strawberry					CHERRY TOMATOES		
		Carrot Sticks 2/4												
		Celery Sticks 2/4					MELON					MUSHROOMS (sliced)		
		Yel. Onions Sliced/Diced					Cantaloupe					Button Mushroom		
		Red Onions Sliced/Diced					Honeydew					Medium Mushroom		
		Tossed Salad / SC					Watermelon # ____					Portabella Mushroom		
		Shred Lettuce										12/8 oz. Mushroom		
		Cabbage/Romaine Blend												

ORDER FILLED BY

DELIV. BY

REC'D IN GOOD ORDER BY

C.O.D.

TOTAL

40.25

TERMS: NET CASH - A FINANCE CHARGE OF 1 1/2 % PER MONTH (18% PER YEAR) WILL BE CHARGED ON PAST DUE ACCOUNTS.  
ALL CLAIMS FOR RETURN OF GOODS MUST BE MADE WITHIN 24 HOURS AFTER RECEIPT OF MERCHANDISE.

THANK YOU

1-5003-03 977



Remie (602) 997-6338

2018-7 Page 86 of 121

# VALLEY PRODUCE, INC.

Sold to

PHONE (559) 237-3328  
FAX (559) 237-5611

Date

4/13/18

No. C 249169

P.O. BOX 11664, FRESNO, CALIFORNIA 93774

e-mail: valleypro@comcast.net

✓	QUAN.	ITEM	PRICE	AMOUNT	✓	QUAN.	ITEM	PRICE	AMOUNT	✓	QUAN.	ITEM	PRICE	AMOUNT
		Broccoli Florets												
		BROCCOLI Crown /18ct					EGGS 15/doz					CARROTS 50# / 25#		
		CAULIFLOWER										Grabits 100/200 ct		
		CELERY					KALE					48/1# Carrot		
		CABBAGE white					LEEKs					Baby Carrot		
		CABBAGE red					CORN					Pinto Beans #100		
		CILANTRO					HERBS							
		SPRING MIX 3#					Basil					J. Yel. Onions		
							Chives					Red Onions		
		LETTUCE					Mint							
		Green Leaf					Rosemary					Potatoes		
		Red Leaf					Thyme					10/5 Russet		
		Romaine										5/10 Russet		
		SPINACH 2 1/2 #					Apples					Ctn. Russet		
		EGGPLANT					Apples					Red Potatoes sz		
							Apples Sliced 100/200							
		PARSLEY Flat / Curly										YAMS Med / Jumbo		
							Oranges					Jicama		
		GREEN ONIONS					Lemons							
		RADDISH					Limes					CUCUMBERS		
		GREEN BEANS					Banana's							
		ASPARAGUS					Raspberries					SQUASH		
							Blueberries					Med. I.T. Squash		
		BELL PEPPER Green					Blackberries					Yellow Squash		
		BELL PEPPER Red					GRAPES Red							
		Chili Jalapeno					GRAPES Lunch Bunch					Avocado (Ripe)		
		Chili Tomatillo										Avocado (Firm)		
		Chili Long Grn/Pasilla					Mango's					Garlic (5#Peeled)		
							Nectarines					Garlic -(Whole)		
		Alfalfa Sprouts 1#/4oz					Papaya							
		Bean Sprouts					Peach					TOMATOES		
		Cole Slaw(white cabbage)					Pear					ROMA TOMATOES		
		Cabbage Shred Red					Pineapple					GRAPE TOMATOES		
		Carrot Shred / Coin					Plum					CHERRY TOMATOES		
		Carrot Sticks 2/4					Strawberry							
		Celery Sticks 2/4												
		Yel. Onions Sliced/Diced					MELON					MUSHROOMS (sliced)		
		Red Onions Sliced/Diced					Cantaloupe					Button Mushroom		
		Tossed Salad / SC					Honeydew					Medium Mushroom		
		Shred Lettuce					Watermelon #					Portabella Mushroom		
		Cabbage/Romaine Blend										12/8 oz. Mushroom		

ORDER FILLED BY

DELIV. BY

REC'D IN GOOD ORDER BY

C.O.D.

TOTAL

294.00

TERMS: NET CASH - A FINANCE CHARGE OF 1 1/2 % PER MONTH (18% PER YEAR) WILL BE CHARGED ON PAST DUE ACCOUNTS.  
ALL CLAIMS FOR RETURN OF GOODS MUST BE MADE WITHIN 24 HOURS AFTER RECEIPT OF MERCHANDISE.

THANK YOU

1-5003-03 6

**VALLEY PRODUCE, INC.**

Sold to

Fresno 700

Date

3-12-18

P.O. BOX 11664, FRESNO, CALIFORNIA 93774

PHONE (559) 237-3328

No. C 248305

e-mail: valleypro@comcast.net

FAX (559) 237-5611

✓	QUAN.	ITEM	PRICE	AMOUNT	✓	QUAN.	ITEM	PRICE	AMOUNT	✓	QUAN.	ITEM	PRICE	AMOUNT
		Broccoli Florets			X(2)		A-Flavored yogurt	700						
		BROCCOLI Crown /18ct			X(8)		EGGS 48/doz	2000		X(4)		CARROTS 50#	295	1190
X(2)		CAULIFLOWER		600	X(8)		Carbon Milk	2800				Grabits 100/200 ct		
		CELERY			X(30)		KALE	1700	3400			48/1# Carrot		
		CABBAGE white			X(4)		LEEKs		900			Baby Carrot		
		CABBAGE red					CORN					Pinto Beans #100		
		CILANTRO					HERBS			X(1#)		Black chagne		35
		SPRING MIX 3#					Basil					J. Yel. Onions		
X(20)		Chard Swiss	195	390			Chives					Red Onions		
		LETTUCE					Mint			X(2)		sugr free Jello		500
X(20)		Green Leaf	2300	6900			Rosemary					Potatoes		
X(20)		Red Leaf	2100	4200			Thyme					10/5 Russet		
X(17)		Romaine	3000	5100	X(10)		Beets	235				5/10 Russet		
		SPINACH 2 1/2 #	15	225	X(10)		Apples	235				Ctn. Russet		
		EGGPLANT	2000				Apples					Red Potatoes sz		
X(20)		cholland moons	235	4700	X(2)		Apples Sliced 100/200			X(40)		Shred Potato	240	9600
		PARSLEY Flat /Curly	2000		X(30)		Turnips	235		X(40)		YAMS Med / Jumbo	2400	9600
X(10)		Turnip moons	235	235			Oranges					Jicama		
		GREEN ONIONS					Lemons							
		RADDISH					Limes			X(12#)		CUCUMBERS		960
X(10#)		GREEN BEANS		2000	X(10)		Banana's		2450	X(2)		Acorn Squash		400
		ASPARAGUS					Raspberries					SQUASH		
X(20)		Dandelion Greens	2950	5900	X(10)		Blueberries		1800	X(10)		Med. I.T. Squash		315
X(12)		BELL PEPPER Green		1080	X(10)		Blackberries					Yellow Squash		
		BELL PEPPER Red			X(10)		GRAPES Red		3300	X(3)		Avocado (Ripe)		450
		Chili Jalapeno					GRAPES Lunch Bunch					Avocado (Firm)		
		Chili Tomatillo			X(3#)		Kiwi		375			Garlic (5#Peeled)		
		Chili Long Grn/Pasilla			X(10)		Mango's		1300			Garlic -(Whole)		
X(10)		Endive Curly		3375	X(3)		Nectarines							
		Alfalfa Sprouts 1#/4oz					Papaya		750					
		Bean Sprouts					Peach					TOMATOES		
		Cole Slaw(white cabbage)					Pear					ROMA TOMATOES		
X(4#)		Cabbage Shred Red			X(2)		Pineapple		600			GRAPE TOMATOES		
		Carrot (shred) / 50#		500			Plum					CHERRY TOMATOES		
		Carrot Sticks 2/4			X(4)		Strawberry		1200	X(8)		Frozen Veggie		3800
		Celery Sticks 2/4			X(2#)		Grapefruit		300	X(2)		Frozen corn		900
		Yel. Onions Sliced/Diced					MELON					MUSHROOMS (sliced)		
		Red Onions Sliced/Diced			X(6)		Cantaloupe		1500			Button Mushroom		
		Tossed Salad / SC			X(2)		Honeydew		500	X(20)		Medium Mushroom	2050	4100
		Shred Lettuce			X(1)		Watermelon #mini		400			Portabella Mushroom		
		Cabbage/Romaine Blend										12/8 oz. Mushroom		

ORDER FILLED BY

DELIV. BY

REC'D IN GOOD ORDER BY

C.O.D.

TOTAL

TERMS: NET CASH - A FINANCE CHARGE OF 1 1/2 % PER MONTH (18% PER YEAR) WILL BE CHARGED ON PAST DUE ACCOUNTS.  
 ALL CLAIMS FOR RETURN OF GOODS MUST BE MADE WITHIN 24 HOURS AFTER RECEIPT OF MERCHANDISE.

THANK YOU

1-5003-0348

**VALLEY PRODUCE, INC.**

Sold to

Fresno Zoo

Date

3-16-18

P.O. BOX 11664, FRESNO, CALIFORNIA 93774

PHONE (559) 237-3328

**No. C 248179**

e-mail: valleypro@comcast.net

FAX (559) 237-5611

e-mail: valleypro@comcast.net														
FAX (353) 237-5511														
✓	QUAN.	ITEM	PRICE	AMOUNT	✓	QUAN.	ITEM	PRICE	AMOUNT	✓	QUAN.	ITEM	PRICE	AMOUNT
		Broccoli Florets												
		BROCCOLI Crown /18ct					EGGS 15/doz					CARROTS 50# / 25#		
		CAULIFLOWER										Grabits 100/200 ct		
		CELERY					KALE					48/1# Carrot		
		CABBAGE white					LEEKs					Baby Carrot		
		CABBAGE red					CORN					Pinto Beans #100		
		CILANTRO					HERBS							
		SPRING MIX 3#					Basil					J. Yel. Onions		
							Chives					Red Onions		
		LETTUCE					Mint							
		Green Leaf					Rosemary					Potatoes		
		Red Leaf					Thyme					10/5 Russet		
		Romaine										5/10 Russet		
		SPINACH 2 1/2 #					Apples					Ctn. Russet		
		EGGPLANT					Apples					Red Potatoes ____ sz		
							Apples Sliced 100/200							
		PARSLEY Flat / Curly										YAMS Med / Jumbo		
							Oranges					Jicama		
		GREEN ONIONS					Lemons							
		RADDISH					Limes					CUCUMBERS		
		GREEN BEANS					Banana's							
		ASPARAGUS					Raspberries					SQUASH		
							Blueberries					Med. I.T. Squash		
		BELL PEPPER Green					Blackberries					Yellow Squash		
		BELL PEPPER Red					GRAPES Red							
		Chili Jalapeno					GRAPES Lunch Bunch					Avocado (Ripe)		
		Chili Tomatillo										Avocado (Firm)		
		Chili Long Grn/Pasilla					Mango's					Garlic (5#Peeled)		
							Nectarines					Garlic -(Whole)		
		Alfalfa Sprouts 1#/4oz					Papaya							
		Bean Sprouts					Peach					TOMATOES		
		Cole Slaw(white cabbage)					Pear					ROMA TOMATOES		
		Cabbage Shred Red					Pineapple					GRAPE TOMATOES		
		Carrot Shred / Coin					Plum					CHERRY TOMATOES		
		Carrot Sticks 2/4					Strawberry							
		Celery Sticks 2/4												
		Yel. Onions Sliced/Diced					MELON					MUSHROOMS (sliced)		
		Red Onions Sliced/Diced					Cantaloupe					Button Mushroom		
		Tossed Salad / SC					Honeydew					Medium Mushroom		
		Shred Lettuce					Watermelon # ____					Portabella Mushroom		
		Cabbage/Romaine Blend										12/8 oz. Mushroom		
ORDER FILLED BY			DELIV. BY		REC'D IN GOOD ORDER BY			G.O.D.		TOTAL <u>213.50</u>				
TERMS: NET CASH - A FINANCE CHARGE OF 1 1/2 % PER MONTH (18% PER YEAR) WILL BE CHARGED ON PAST DUE ACCOUNTS.														
ALL CLAIMS FOR RETURN OF GOODS MUST BE MADE WITHIN 24 HOURS AFTER RECEIPT OF MERCHANDISE.														
THANK YOU														

pd 4/10

1-5003-03 y

**VALLEY PRODUCE, INC.**

Sold to

Fresno 200

Date

3-20-18

P.O. BOX 11664, FRESNO, CALIFORNIA 93774

PHONE (559) 237-3328

**No. C 248236**

e-mail: valleypro@comcast.net

FAX (559) 237-5611

✓ QUAN.	ITEM	PRICE	AMOUNT	✓ QUAN.	ITEM	PRICE	AMOUNT	✓ QUAN.	ITEM	PRICE	AMOUNT
	Broccoli Florets			X (3)	Art Flavored yogurt	1125					
X (9)	BROCCOLI Crown (18ct)	200	1800	X (8)	EGGS 15/6oz	275	2200	X (2)	CARROTS (50#) 25#	2750	5500
X (4)	CAULIFLOWER	600	2400	X (8)	GALVAN White milk	2800					
	CELERY			X (2)	KALE	3400					
	CABBAGE white			X (4)	LEEKs	800					
	CABBAGE red			X (20)	CORN	1400					
	CILANTRO				HERBS			X (3)	Pinto Beans #100		2000
	SPRING MIX 3#				Basil				J. Yel. Onions		
X 1#	Carrots Pkgs	2375			Chives				Red Onions		
	LETTUCE				Mint			X (4)	Mega Baby Food		900
X 400	Green Leaf	2250	9000		Rosemary				Potatoes		
X 30	Red Leaf	2100	6300		Thyme				10/5 Russet		
X 16	Romaine	3050	4880	X 12	Erstive Curly	3375			5/10 Russet		
	SPINACH 2 1/2 #	1550	2325	X 5	Apples Gala	2800	14000		Ctn. Russet		
	EGGPLANT				Apples				Red Potatoes sz		
X 2	Chard Swiss	2075	4150		Apples Sliced 100/200			X 10	Sweet Potatoes		2400
X 2	PARSLEY Flat / Curly							X 10	YAMS (Med) Jumbo		2400
X 2	Chopped green	2075	4150		Oranges				Jicama		
	GREEN ONIONS				Lemons						
	RADDISH				Limes			X (12)	CUCUMBERS		600
X 100	GREEN BEANS	2100	2100	X 30	Banana's	2550	7650	X 20	Corn Squash		400
	ASPARAGUS				Raspberries			X (2)	SQUASH spaghetti		400
X 100	Turnip green	2375	2375	X (6)	Blueberries	1800		X 10	Med. I.T. Squash		2400
X 10	BELL PEPPER Green	150	1500		Blackberries				Yellow Squash		
	BELL PEPPER Red			X 10	GRAPES Red	3300		X (2)	Butternut Squash		400
	Chili Jalapeno				GRAPES Lunch Bunch			X (3)	Avocado (Ripe)		450
	Chili Tomatillo			X 20	Kiwi	300			Avocado (Firm)		
	Chili Long Grn/Pasilla			X 10	Mango's	1200			Garlic (5# Peeled)		
X 20	Devil on green	250	5000		Nectarines				Garlic (Whole)		
	Alfalfa Sprouts 4# 4oz			X (5)	Papaya	250					
	Bean Sprouts				Peach			X 10	TOMATOES		2475
	Cole Slaw (white cabbage)			X 10	Pear 50/60 DANT	3450			ROMA TOMATOES		
	Cabbage Shred Red			X (2)	Pineapple	300	600		GRAPE TOMATOES		
X 40	Carrot (Shred) D. coin	520		X (4)	Plum				CHERRY TOMATOES		
	Carrot Sticks 2/4				Strawberry	1300		X (1)	Frozen Corn		475
	Celery Sticks 2/4							X (8)	Frozen Veggie		3800
	Yel. Onions Sliced/Diced				MELON				MUSHROOMS (sliced)		
	Red Onions Sliced/Diced			X (10)	Cantaloupe	1350			Button Mushroom		
	Tossed Salad / SC			X (2)	Honeydew	600		X 10	Medium Mushroom		1950
	Shred Lettuce				Watermelon #				Portabella Mushroom		
	Cabbage/Romaine Blend								12/8 oz. Mushroom		

ORDER FILLED BY

DELIV. BY

REC'D IN BOOK ORDER BY

TOTAL

167620

TERMS: NET CASH - A FINANCE CHARGE OF 1 1/2 % PER MONTH (18% PER YEAR) WILL BE CHARGED ON PAST-DUE ACCOUNTS.  
ALL CLAIMS FOR RETURN OF GOODS MUST BE MADE WITHIN 24 HOURS AFTER RECEIPT OF MERCHANDISE.

THANK YOU

-505-525

**VALLEY PRODUCE, INC.**

Sold to Hesno 200  
 PHONE (559) 237-3328  
 FAX (559) 237-5611

P.O. BOX 11664, FRESNO, CALIFORNIA 93774  
 e-mail: valleypro@comcast.net

Date 3-21-18No. C 248208

✓	QUAN.	ITEM	PRICE	AMOUNT	✓	QUAN.	ITEM	PRICE	AMOUNT	✓	QUAN.	ITEM	PRICE	AMOUNT
		<b>Broccoli Florets</b>					<b>EGGS 15/doz</b>					<b>CARROTS 50# / 25#</b>		
		<b>BROCCOLI Crown /18ct</b>					<b>Grabs 100/200 ct</b>					<b>48/1# Carrot</b>		
		<b>CAULIFLOWER</b>					<b>KALE</b>					<b>Baby Carrot</b>		
		<b>CELERY</b>					<b>LEEKS</b>					<b>Pinto Beans #100</b>		
		<b>CABBAGE white</b>					<b>CORN</b>					<b>J. Yel. Onions</b>		
		<b>CABBAGE red</b>					<b>HERBS</b>					<b>Red Onions</b>		
		<b>CILANTRO</b>					<b>Basil</b>					<b>Potatoes</b>		
		<b>SPRING MIX 3#</b>					<b>Chives</b>					<b>10/5 Russet</b>		
		<b>LETTUCE</b>					<b>Mint</b>					<b>5/10 Russet</b>		
		<b>Green Leaf</b>					<b>Rosemary</b>					<b>Ctn. Russet</b>		
		<b>Red Leaf</b>					<b>Thyme</b>					<b>Red Potatoes sz</b>		
		<b>Romaine</b>					<b>Apples</b>					<b>YAMS Med / Jumbo</b>		
		<b>SPINACH 2 1/2 #</b>					<b>Apples</b>					<b>Jicama</b>		
		<b>EGGPLANT</b>					<b>Apples Sliced 100/200</b>					<b>CUCUMBERS</b>		
		<b>PARSLEY Flat / Curly</b>					<b>Oranges</b>					<b>SQUASH</b>		
		<b>GREEN ONIONS</b>					<b>Lemons</b>					<b>Med. I.T. Squash</b>		
		<b>RADDISH</b>					<b>Limes</b>					<b>Yellow Squash</b>		
		<b>GREEN BEANS</b>					<b>Banana's</b>					<b>Avocado (Ripe)</b>		
		<b>ASPARAGUS</b>					<b>Raspberries</b>					<b>Avocado (Firm)</b>		
		<b>BELL PEPPER Green</b>					<b>Blueberries</b>					<b>Garlic (5#Peeled)</b>		
		<b>BELL PEPPER Red</b>					<b>Blackberries</b>					<b>Garlic -(Whole)</b>		
		<b>Chili Jalapeno</b>					<b>GRAPES Red</b>					<b>TOMATOES</b>		
		<b>Chili Tomatillo</b>					<b>GRAPES Lunch Bunch</b>					<b>ROMA TOMATOES</b>		
		<b>Chili Long Grn/Pasilla</b>					<b>Mango's</b>					<b>GRAPE TOMATOES</b>		
		<b>Alfalfa Sprouts 1#/4oz</b>					<b>Nectarines</b>					<b>CHERRY TOMATOES</b>		
		<b>Bean Sprouts</b>					<b>Papaya</b>					<b>MUSHROOMS (sliced)</b>		
		<b>Cole Slaw(white cabbage)</b>					<b>Peach</b>					<b>Button Mushroom</b>		
		<b>Cabbage Shred Red</b>					<b>Pear</b>					<b>Medium Mushroom</b>		
		<b>Carrot Shred / Coin</b>					<b>Pineapple</b>					<b>Portabella Mushroom</b>		
		<b>Carrot Sticks 2/4</b>					<b>Plum</b>					<b>12/8 oz. Mushroom</b>		
		<b>Celery Sticks 2/4</b>					<b>Strawberry</b>							
		<b>Yel. Onions Sliced/Diced</b>					<b>MELON</b>							
		<b>Red Onions Sliced/Diced</b>					<b>Cantaloupe</b>							
		<b>Tossed Salad / SC</b>					<b>Honeydew</b>							
		<b>Shred Lettuce</b>					<b>Watermelon #</b>							
		<b>Cabbage/Romaine Blend</b>												

**RECEIVED**

MAR 21 2018

BY: .....

ORDER FILLED BY

DELIV. BY

REC'D IN GOOD ORDER BY

C.O.D.

**TOTAL**

TERMS: NET CASH - A FINANCE CHARGE OF 1 1/2 % PER MONTH (18% PER YEAR) WILL BE CHARGED ON PAST DUE ACCOUNTS.  
 ALL CLAIMS FOR RETURN OF GOODS MUST BE MADE WITHIN 24 HOURS AFTER RECEIPT OF MERCHANDISE.

THANK YOU

1-5045-0367

**VALLEY PRODUCE, INC.**

P.O. BOX 11664, FRESNO, CALIFORNIA 93774

e-mail: valleypro@comcast.net

Sold to

PHONE (559) 237-3328

FAX (559) 237-5611

Date

No. C 2504176

✓	QUAN.	ITEM	PRICE	AMOUNT	✓	QUAN.	ITEM	PRICE	AMOUNT	✓	QUAN.	ITEM	PRICE	AMOUNT
		<b>Broccoli Florets</b>												
		<b>BROCCOLI</b> Crown /18ct					<b>EGGS 15/doz</b>					<b>CARROTS</b> 50# / 25#		
		CAULIFLOWER										Grabits 100/200 ct		
		CELERY					<b>KALE</b>					48/1# Carrot		
		<b>CABBAGE white</b>					LEEKs					Baby Carrot		
		CABBAGE red					CORN					<b>Pinto Beans #100</b>		
		<b>CILANTRO</b>					<b>HERBS</b>							
		<b>SPRING MIX 3#</b>					Basil					J. Yel. Onions		
							Chives					Red Onions		
		<b>LETTUCE</b>					Mint							
		Green Leaf					Rosemary					<b>Potatoes</b>		
		Red Leaf					Thyme					10/5 Russet		
		Romaine										5/10 Russet		
		SPINACH 2 1/2 #					<b>Apples</b>					Ctn. Russet		
		<b>EGGPLANT</b>					Apples					Red Potatoes ____ sz		
							Apples Sliced 100/200							
		<b>PARSLEY</b> Flat / Curly										<b>YAMS</b> Med / Jumbo		
							<b>Oranges</b>					<b>Jicama</b>		
		<b>GREEN ONIONS</b>					<b>Lemons</b>							
		<b>RADDISH</b>					<b>Limes</b>					<b>CUCUMBERS</b>		
		<b>GREEN BEANS</b>					Banana's							
		<b>ASPARAGUS</b>					Raspberries					<b>SQUASH</b>		
							Blueberries					Med. I.T. Squash		
		<b>BELL PEPPER</b> Green					Blackberries					Yellow Squash		
		BELL PEPPER Red					<b>GRAPES Red</b>							
		<b>Chili</b> Jalapeno					GRAPES Lunch Bunch					<b>Avocado (Ripe)</b>		
		<b>Chili</b> Tomatillo										Avocado (Firm)		
		<b>Chili</b> Long Grn/Pasilla					<b>Mango's</b>					<b>Garlic (5#Peeled)</b>		
							<b>Nectarines</b>					Garlic -(Whole)		
		Alfalfa Sprouts 1#/4oz					<b>Papaya</b>							
		Bean Sprouts					<b>Peach</b>					<b>TOMATOES</b>		
		Cole Slaw(white cabbage)					<b>Pear</b>					ROMA TOMATOES		
		Cabbage Shred Red					<b>Pineapple</b>					GRAPE TOMATOES		
		Carrot Shred / Coin					<b>Plum</b>					CHERRY TOMATOES		
		Carrot Sticks 2/4					<b>Strawberry</b>							
		<b>Celery Sticks 2/4</b>												
		Yel. Onions Sliced/Diced					<b>MELON</b>					<b>MUSHROOMS (sliced)</b>		
		Red Onions Sliced/Diced					<b>Cantaloupe</b>					Button Mushroom		
		<b>Tossed Salad / SC</b>					<b>Honeydew</b>					Medium Mushroom		
		<b>Shred Lettuce</b>					<b>Watermelon #</b>					Portabella Mushroom		
		Cabbage/Romaine Blend										12/8 oz. Mushroom		

ORDER FILLED BY

DELIV. BY

REC'D IN GOOD ORDER

C.O.D.

TOTAL

THANK YOU

TERMS: NET CASH - A FINANCE CHARGE OF 1 1/2 % PER MONTH (18% PER YEAR) WILL BE CHARGED ON PAST DUE ACCOUNTS.  
ALL CLAIMS FOR RETURN OF GOODS MUST BE MADE WITHIN 24 HOURS AFTER RECEIPT OF MERCHANDISE.

1-5003-03 0082

**VALLEY PRODUCE, INC.**

P.O. BOX 11664, FRESNO, CALIFORNIA 93774

e-mail: valleypro@comcast.net

Sold to

PHONE (559) 237-3328

FAX (559) 237-5611

Date

3/26/18

No. C 2504025

✓	QUAN.	ITEM	PRICE	AMOUNT	✓	QUAN.	ITEM	PRICE	AMOUNT	✓	QUAN.	ITEM	PRICE	AMOUNT
		<b>Broccoli Florets</b>												
		<b>BROCCOLI</b> Crown /18ct					<b>EGGS 15/doz</b>					<b>CARROTS</b> 50# / .25#		
		CAULIFLOWER										Grabits 100/200 ct		
		CELERY					<b>KALE</b>					48/1# Carrot		
		<b>CABBAGE white</b>					LEEKs					Baby Carrot		
		CABBAGE red					CORN					<b>Pinto Beans #100</b>		
		<b>CILANTRO</b>					<b>HERBS</b>							
		<b>SPRING MIX 3#</b>					Basil					J. Yel. Onions		
							Chives					Red Onions		
		<b>LETTUCE</b>					Mint							
		Green Leaf					Rosemary					<b>Potatoes</b>		
		Red Leaf					Thyme					10/5 Russet		
		Romaine										5/10 Russet		
		SPINACH 2 1/2 #					<b>Apples</b>					Ctn. Russet		
		<b>EGGPLANT</b>					Apples					Red Potatoes ____ sz		
							Apples Sliced 100/200							
		<b>PARSLEY</b> Flat / Curly										<b>YAMS</b> Med / Jumbo		
							<b>Oranges</b>					<b>Jicama</b>		
		<b>GREEN ONIONS</b>					<b>Lemons</b>							
		<b>RADDISH</b>					<b>Limes</b>					<b>CUCUMBERS</b>		
		<b>GREEN BEANS</b>					Banana's							
		<b>ASPARAGUS</b>					Raspberries					<b>SQUASH</b>		
							Blueberries					Med. I.T. Squash		
		<b>BELL PEPPER</b> Green					Blackberries					Yellow Squash		
		<b>BELL PEPPER</b> Red					<b>GRAPES</b> Red							
		<b>Chili</b> Jalapeno					GRAPES Lunch Bunch					<b>Avocado</b> (Ripe)		
		<b>Chili</b> Tomatillo										Avocado (Firm)		
		<b>Chili</b> Long Grn/Pasilla					<b>Mango's</b>					<b>Garlic</b> (5#Peeled)		
							<b>Nectarines</b>					Garlic (Whole)		
		Alfalfa Sprouts 1#/4oz					<b>Papaya</b>							
		Bean Sprouts					<b>Peach</b>					<b>TOMATOES</b>		
		Cole Slaw(white cabbage)					<b>Pear</b>					ROMA TOMATOES		
		Cabbage Shred Red					<b>Pineapple</b>					GRAPE TOMATOES		
		Carrot Shred / Coin					<b>Plum</b>					CHERRY TOMATOES		
		Carrot Sticks 2/4					<b>Strawberry</b>							
		<b>Celery Sticks 2/4</b>												
		Yel. Onions Sliced/Diced					<b>MELON</b>					<b>MUSHROOMS (sliced)</b>		
		Red Onions Sliced/Diced					<b>Cantaloupe</b>					Button Mushroom		
		<b>Tossed Salad / SC</b>					<b>Honeydew</b>					Medium Mushroom		
		<b>Shred Lettuce</b>					<b>Watermelon #</b>					Portabella Mushroom		
		Cabbage/Romaine Blend										12/8 oz. Mushroom		

ORDER FILLED BY

DELIV. BY

RECEIVED IN GOOD ORDER BY

C.O.D.

TOTAL

&gt;

TERMS: NET CASH - A FINANCE CHARGE OF 1 1/2 % PER MONTH (18% PER YEAR) WILL BE CHARGED ON PAST DUE ACCOUNTS.

ALL CLAIMS FOR RETURN OF GOODS MUST BE MADE WITHIN 24 HOURS AFTER RECEIPT OF MERCHANDISE.

THANK YOU

1-5003-02 0032

One case of Romaine is to correct  
Shortage on 36.

2018-7 Page 93 of 121

# VALLEY PRODUCE, INC.

Sold to

Fresno Zoo

Date

3-27-18

P.O. BOX 11664, FRESNO, CALIFORNIA 93774

PHONE (559) 237-3328

FAX (559) 237-5611

No. C 2504233

e-mail: valleypro@comcast.net

✓	QUAN.	ITEM	PRICE	AMOUNT	✓	QUAN.	ITEM	PRICE	AMOUNT	✓	QUAN.	ITEM	PRICE	AMOUNT
		Broccoli Florets					At Fairly yogurt		750					
X	10	BROCCOLI-Grown (18ct)	300	3000	X	10	EGGS-15/doz	2100	21000	X	1	CARROTS 50# / 25#		3050
X	3	CAULIFLOWER	600	1800	X	3	Whole milk	2450	7350			Grabits 100/200 ct		
		CELERY			X	1	KALE	1800	1800			48/1# Carrot		
		CABBAGE white			X	4	LEEKs	800	3200			Baby Carrot		
		CABBAGE red					CORN					Pinto Beans #100		
		CILANTRO					HERBS			X	14	Dried Flax		33450
		SPRING MIX 3#					Basil					J. Yel. Onions		
X	10	Cactus Pate	2375	23750			Chives			X	10	Turnips		2375
		LETTUCE					Mint					Potatoes		
X	4	Green Leaf	1975	7900			Rosemary					10/5 Russet		
X	3	Red Leaf	1875	5625			Thyme					5/10 Russet		
X	10	Romaine	800	8000	X	10	Endive	3350	33500			Ctn. Russet		
		SPINACH 2 1/2 #	2400	24000	X	10	Apples Gala	2000	20000			Red Potatoes sz		
		EGGPLANT					Apples			X	10	Sweet Potato	2400	24000
X	10	Chard Swiss	2075	20750			Apples Sliced 100/200			X	10	YAMS Med Jumbo	2200	22000
		PARSLEY Flat / Curly			X	3	Kiwi	450	1350	X	10	Jicama		
X	10	Chard greens	2375	23750	X	10	Oranges 7 1/2 lb	2450	24500					
		GREEN ONIONS			X	2	Lemons	280	560	X	15	CUCUMBERS		1200
		RADDISH					Limes							
X	10	GREEN BEANS	2000	20000	X	2	Banana's	2450	4900			SQUASH		
		ASPARAGUS					Raspberries			X	10	'Med. I.T. Squash		1800
X	10	Turnip greens	2375	23750	X	10	Blueberries	1800	18000			Yellow Squash		
X	10	BELL PEPPER Green	2150	21500			Blackberries			X	10	Avocado (Ripe)		450
		BELL PEPPER Red					GRAPES Red			X	3	Avocado (Firm)		
X	1	Chili Jalapeno	90	90			GRAPES Lunch Bunch			X	10	Garlic (5# Peeled)		
		Chili Tomatillo			X	10	Parsnips	3975	39750			Garlic -(Whole)		
		Chili Long Grn/Pasilla			X	2	Mango's	1200	2400			Sunflower seeds in shell		2250
X	2	Dandelion Green	2450	5900			Nectarines			X	5	TOMATOES		2250
		Alfalfa Sprouts 1#/4oz			X	3	Papaya	900	2700	X	10	ROMA TOMATOES		
		Bean Sprouts					Peach					GRAPE TOMATOES		
		Cole Slaw(white cabbage)					Pear					CHERRY TOMATOES		
		Cabbage Shred Red			X	2	Pineapple	600	1200			Frozen Corn		475
X	1	Carrot Shred 1/2 in	480	480	X	1	Plum			X	1	Frozen Veggie		2850
		Carrot Sticks 2/4			X	1	Strawberry	800	800	X	1	MUSHROOMS (sliced)		
		Celery Sticks 2/4			X	2	grape fruit	240	480			Button Mushroom		
		Yel. Onions Sliced/Diced					MELON					Medium Mushroom		1950
		Red Onions Sliced/Diced			X	8	Cantaloupe	200	1600			Portabella Mushroom		
		Tossed Salad / SC			X	3	Honeydew	750	2250			12/8 oz. Mushroom		
		Shred Lettuce			X	1	Watermelon #	450	450					
		Cabbage/Romaine Blend												

ORDER FILLED BY

DELIV. BY

REC'D IN GOOD ORDER BY

C.O.D.

TOTAL

1575.40

TERMS: NET CASH - A FINANCE CHARGE OF 1 1/2 % PER MONTH (18 % PER YEAR) WILL BE CHARGED ON PAST DUE ACCOUNTS.  
ALL CLAIMS FOR RETURN OF GOODS MUST BE MADE WITHIN 24 HOURS AFTER RECEIPT OF MERCHANDISE.

THANK YOU

1-5003-03 00321



THURSDAY

**VALLEY PRODUCE, INC.**

Sold to

Fresno Zoo

Date

3-29-18

P.O. BOX 11664, FRESNO, CALIFORNIA 93774

PHONE (559) 237-3328

e-mail: valleypro@comcast.net

FAX (559) 237-5611

**No. C 2504120**

✓	QUAN.	ITEM	PRICE	AMOUNT	✓	QUAN.	ITEM	PRICE	AMOUNT	✓	QUAN.	ITEM	PRICE	AMOUNT
		Broccoli Florets												
		BROCCOLI Crown /18ct					EGGS 15/doz					CARROTS 50# / 25#		
		CAULIFLOWER										Grabits 100/200 ct		
		CELERY					KALE					48/1# Carrot		
		CABBAGE white					LEEEKS					Baby Carrot		
		CABBAGE red					CORN					Pinto Beans #100		
		CILANTRO					HERBS							
		SPRING MIX 3#					Basil					J. Yel. Onions		
							Chives					Red Onions		
		LETTUCE					Mint							
		Green Leaf					Rosemary					Potatoes		
		Red Leaf					Thyme					10/5 Russet		
		Romaine										5/10 Russet		
		SPINACH 2 1/2 #					Apples					Ctn. Russet		
		EGGPLANT					Apples					Red Potatoes ____ sz		
							Apples Sliced 100/200							
		PARSLEY Flat / Curly										YAMS Med / Jumbo		
							Oranges					Jicama		
		GREEN ONIONS					Lemons							
		RADDISH					Limes					CUCUMBERS		
		GREEN BEANS					Banana's							
		ASPARAGUS					Raspberries					SQUASH		
							Blueberries					Med. I.T. Squash		
		BELL PEPPER Green					Blackberries					Yellow Squash		
		BELL PEPPER Red					GRAPES Red							
		Chili Jalapeno					GRAPES Lunch Bunch					Avocado (Ripe)		
		Chili Tomatillo										Avocado (Firm)		
		Chili Long Grn/Pasilla					Mango's					Garlic (5#Peeled)		
							Nectarines					Garlic -(Whole)		
		Alfalfa Sprouts 1#/4oz					Papaya							
		Bean Sprouts					Peach					TOMATOES		
		Cole Slaw(white cabbage)					Pear					ROMA TOMATOES		
		Cabbage Shred Red					Pineapple					GRAPE TOMATOES		
		Carrot Shred / Coin					Plum					CHERRY TOMATOES		
		Carrot Sticks 2/4					Strawberry							
		Celery Sticks 2/4												
		Yel. Onions Sliced/Diced					MELON					MUSHROOMS (sliced)		
		Red Onions Sliced/Diced					Cantaloupe					Button Mushroom		
		Tossed Salad / SC					Honeydew					Medium Mushroom		
		Shred Lettuce					Watermelon # ____					Portabella Mushroom		
		Cabbage/Romaine Blend										12/8 oz. Mushroom		

ORDER FILLED BY

DELIV. BY

REC'D IN GOOD ORDER BY

C.O.D.

**TOTAL**

460.00

TERMS: NET CASH - A FINANCE CHARGE OF 1 1/2 % PER MONTH (18% PER YEAR) WILL BE CHARGED ON PAST DUE ACCOUNTS.

ALL CLAIMS FOR RETURN OF GOODS MUST BE MADE WITHIN 24 HOURS AFTER RECEIPT OF MERCHANDISE.

THANK YOU

1-5002-03 AM 27

~~SALES~~  
LynBrooke/Lyn  
4-3-18**Order #3355500**

Order Date: April 3, 2018

**Shipping Address**

Fresno Chaffee Zoo Corporation  
Fresno Chaffee Zoo  
894 W. Belmont Ave  
Fresno, California, 93728  
United States  
T: 559-498-5919

**Delivery Method**

Free Shipping - Free Shipping

**Billing Address**

Fresno Chaffee Zoo Corporation  
Fresno Chaffee Zoo  
894 W. Belmont Ave  
Fresno, California, 93728.  
United States  
T: 559-498-5919

**Payment Method****Credit or Debit Card****Credit Card Type:**

MasterCard

**Credit Card Number:**

xxxx-0747

**Items Ordered**

Product Name	SKU	Price	Qty	Subtotal
Hibiscus Powder	00142016	\$24.75	Ordered: 1	\$24.75
Subtotal				\$24.75
Shipping & Handling				\$0.00

**GRAND TOTAL****\$24.75**1-5003-03-Birds  
Close WindowPAID 4  
W/LM Credit  
Carol  
4/3/2018

om

## Final Details for Order #114-4491492-7629837

Print this page for your records.

**Order Placed:** April 12, 2018

**Amazon.com order number:** 114-4491492-7629837

**Order Total:** \$55.80

**Shipped on April 13, 2018**

### Items Ordered

	Price
4 of: 8 In 1 FerretVite Multi-Vitamin Paste, 4.25-Ounce by Eight in One (8 In 1)	\$13.95
Sold by: Oasis_of_Health BlockChain ( <a href="#">seller profile</a> )	

Condition: New

### Shipping Address:

Hospital Department  
894 W BELMONT AVE  
FRESNO, CA 93728-2891  
United States

Item(s) Subtotal: \$55.80  
Shipping & Handling: \$0.00

-----  
Total before tax: \$55.80  
Sales Tax: \$0.00

### Shipping Speed:

Standard Shipping

-----  
**Total for This Shipment: \$55.80**  
-----

## Payment information

### Payment Method:

MasterCard | Last digits: 2908  
Your PO #: Dr Shannon Nodolf

Item(s) Subtotal: \$55.80  
Shipping & Handling: \$0.00

-----  
Total before tax: \$55.80  
Estimated tax to be collected: \$0.00

### Billing address

Fresno Chaffee Zoo  
894 West Belmont Ave  
Fresno, CALIFORNIA 93728  
United States

-----  
**Grand Total: \$55.80**


### Credit Card transactions

MasterCard ending in 2908: April 13, 2018: \$55.80

To view the status of your order, return to [Order Summary](#).

[Conditions of Use](#) | [Privacy Notice](#) © 1996-2018, Amazon.com, Inc. or its affiliates

1-5003-03



RECEIVED  
MAY 29 2018  
BY: .....

DATE	INVOICE #
5/29/2018	18-2910

BILL TO
Fresno Chaffee Zoo 894 W. Belmont Ave Fresno, CA 93728 559-244-9771 Lynn

TERMS	Reg # 0961

DESCRIPTION	QTY	RATE	AMOUNT
Med Shiners (Notemigonus crysoleucas)	200	0.25	50.00
Night Crawlers 12ct. cup	1	19.80	19.80
Red Worms 50ct. cup	1	19.80	19.80
<p>PD 6/21</p>			

All losses must be claimed within 24 hrs..Thank You

<b>Total Balance</b>	<b>\$371.30</b>
----------------------	-----------------

**Total** **\$89.60**

15003-034

DATE	INVOICE #
6/12/2018	18-3199

BILL TO
Fresno Chaffee Zoo 894 W. Belmont Ave Fresno, CA 93728 559-244-9771 Lynn

TERMS	Reg # 0961

DESCRIPTION	QTY	RATE	AMOUNT
Small Shiners (Notemigonus crysoleucas)	200	0.20	40.00
Night Crawlers 12ct. cup	1	19.80	19.80
Red Worms 50ct. cup	1	19.80	19.80
Pd 6/21			

All losses must be claimed within 24 hrs..Thank You

<b>Total Balance</b>	<b>\$450.90</b>
----------------------	-----------------

**Total** \$79.60

15023-034

MAY 15 2018

BY:

DATE	INVOICE #
5/15/2018	18-2575

BILL TO
Fresno Chaffee Zoo 894 W. Belmont Ave Fresno, CA 93728 559-244-9771 Lynn

TERMS	Reg # 0961

DESCRIPTION	QTY	RATE	AMOUNT
Med Shiners (Notemigonus crysoleucas)	200	0.25	50.00
Night Crawlers 12ct. cup	1.5	19.80	29.70
Red Worms 50ct. cup	1	19.80	19.80
<p style="text-align: right;">Pd 6/10</p>			

All losses must be claimed within 24 hrs..Thank You

**Total Balance** \$460.90

**Total** ( \$99.50

1-570.3-034

DATE	INVOICE #
4/17/2018	18-1913

BILL TO
Fresno Chaffee Zoo 894 W. Belmont Ave Fresno, CA 93728 559-244-9771 Lynn

TERMS	Reg # 0961

DESCRIPTION	QTY	RATE	AMOUNT
Med Shiners (Notemigonus crysoleucas)	200	0.25	50.00
Night Crawlers 12ct. cup	1	19.80	19.80
Red Worms 50ct. cup	1	19.80	19.80
P. 5/10			

<b>Total Balance</b>	<b>\$451.00</b>
----------------------	-----------------

**Total** ( \$89.60 )

1-5003-038

DATE	INVOICE #
5/1/2018	18-2258

BILL TO
Fresno Chaffee Zoo 894 W. Belmont Ave Fresno, CA 93728 559-244-9771 Lynn

TERMS	Reg # 0961

DESCRIPTION	QTY	RATE	AMOUNT
Med Shiners (Notemigonus crysoleucas)	200	0.25	50.00
Night Crawlers 12ct. cup	1	19.80	19.80
Red Worms 50ct. cup	1	19.80	19.80
Pd. 5/10			

<b>Total Balance</b>	\$451.00
----------------------	----------

**Total** \$89.60

1-503-036



DATE	INVOICE #
4/2/2018	18-1547

BILL TO
Fresno Chaffee Zoo 894 W. Belmont Ave Fresno, CA 93728 559-244-9771 Lynn

RECEIVED  
APR 02 2018  
FBI

TERMS	Reg # 0961

DESCRIPTION	QTY	RATE	AMOUNT
Med Shiners (Notemigonus crysoleucas)	200	0.25	50.00
Night Crawlers 12ct. cup	1	19.80	19.80
Red Worms 50ct. cup	1	19.80	19.80
Pd 4/25 1-S003-03 003215			

**All losses must be claimed within 24 hrs..Thank You**

<b>Total Balance</b>	\$361.40
----------------------	----------

**Total** \$89.60

RECEIVED  
MAR 20 2018  
BY: .....

DATE	INVOICE #
3/20/2018	18-1275

BILL TO
Fresno Chaffee Zoo 894 W. Belmont Ave Fresno, CA 93728 559-244-9771 Lynn

TERMS	Reg # 0961

DESCRIPTION	QTY	RATE	AMOUNT
Med Shiners (Notemigonus crysoleucas)	200	0.25	50.00
Night Crawlers 12ct. cup	1	19.80	19.80
Red Worms 50ct. cup	1	19.80	19.80
<p>DL 4/10</p>			

All losses must be claimed within 24 hrs..Thank You

<b>Total Balance</b>	<b>\$361.40</b>
----------------------	-----------------

**Total** \$89.60



## INVOICE

CENTRAL FISH- Fresno  
1535 KERN STREET  
FRESNO, CA 93706  
Phone:(559) 237-2049 Fax:(559) 237-9669

REMIT TO:

	INVOICE DATE	INVOICE #
	05/15/18	359484
P.O. DATE	P.O. NUMBER	PAGE NO.
		Page 1 of 1



CUST #:

404675

BILL TO: FRESNO CHAFFEE ZOO  
894 W BELMONT  
FRESNO, CA 93728

SHIP TO: FRESNO CHAFFEE ZOO  
894 W BELMONT  
FRESNO, CA 93728  
(559) 498-5910

		DELIVERY DATE	CASES
		05/15/18	
INSTRUCTIONS	SHIP POINT	ROUTE	SHIPPED
	CENTRAL FISH- Fresno	4451/0	05/15/18
			TERMS
			Net 30 days

PRODUCT AND DESCRIPTION	ORDERED	SHIPPED	UM	PRICE	UM	NET AMOUNT
1 1707121 Smelt Lake Whole IQF 1/11#	154	154	LB	2.29	LB	352.66
2 2796087 Shrimp White 51-60ct HLSO 10/4#	40	40	LB	4.75	LB	190.00
3 2999557 Squid Whole Frozen 12/3#	36	36	LB	3.59	LB	129.24

3 Lines Total

Total Weight

230.00

Total  
Invoice Total

671.90  
671.90

1-5003-03 by  
P15 divide

5003-08 0092 572.01  
5003-03 0032 35.27  
5003-03 0125 64.62

Pd 6/21

Merchandise shall be checked with driver upon delivery. No claims for shortages, inferior quality, price disputes or other claims allowed unless merchandise is returned and claim made within 24 hours after delivery. Accounts payable one week after delivery. A service charge of 2% per month (24% per annum) will be payable on overdue accounts together with attorney's fees incurred in making collections.

THE ABOVE MERCHANDISE WAS RECEIVED IN GOOD CONDITION.

X

CUSTOMER ORIGINAL



## INVOICE

CENTRAL FISH- Fresno  
1535 KERN STREET  
FRESNO, CA 93706  
Phone:(559) 237-2049 Fax:(559) 237-9669

REMIT TO:

	INVOICE DATE	INVOICE #
	06/02/18	359940
P.O. DATE	P.O. NUMBER	PAGE NO.
		Page 1 of 1



CUST #:  
404675

\*\*\* DUPLICATE \*\*\*

BILL TO: FRESNO CHAFFEE ZOO  
894 W BELMONT  
FRESNO, CA 93728

SHIP TO: FRESNO CHAFFEE ZOO  
894 W BELMONT  
FRESNO, CA 93728  
(559) 498-5910

DELIVERY DATE	CASES
06/02/18	

INSTRUCTIONS	SHIP POINT	ROUTE	SHIPPED	TERMS
	CENTRAL FISH- Fresno	4451/0	06/02/18	Net 30 days

PRODUCT AND DESCRIPTION	ORDERED	SHIPPED	UM	PRICE	UM	NET AMOUNT
1 1707121 Smelt Lake Whole IQF 1/11#	154	154	LB	2.29	LB	352.66
2 2796087 Shrimp White 51-60ct HLSO 10/4#	40	40	LB	4.75	LB	190.00
3 2999557 Squid Whole Frozen 12/3#	108	72	LB	3.59	LB	258.48

3 Lines Total

Total Weight 266.00

Total  
Invoice Total801.14  
801.14

5003-08 0092 636.63 15 divided  
5003-03 0032 35.27  
5003-03 0125 129.24

Merchandise shall be checked with driver upon delivery. No claims for shortages, inferior quality, price disputes or other claims allowed unless merchandise is returned and claim made within 24 hours after delivery. Accounts payable one week after delivery. A service charge of 2% per month (24% per annum) will be payable on overdue accounts together with attorney's fees incurred in making collections.

THE ABOVE MERCHANDISE WAS RECEIVED IN GOOD CONDITION.

X *Jerry Watkins*

CUSTOMER ORIGINAL



## INVOICE

CENTRAL FISH- Fresno  
1535 KERN STREET  
FRESNO, CA 93706  
Phone:(559) 237-2049 Fax:(559) 237-9669

REMIT TO:

	INVOICE DATE	INVOICE #
	06/11/18	360113
P.O. DATE	P.O. NUMBER	PAGE NO.
		Page 1 of 1



CUST #: 404675  
BILL TO: FRESNO CHAFFEE ZOO  
894 W BELMONT  
FRESNO, CA 93728  
SHIP TO: FRESNO CHAFFEE ZOO  
894 W BELMONT  
FRESNO, CA 93728  
(559) 498-5910

INSTRUCTIONS	SHIP POINT	ROUTE	DELIVERY DATE	CASES
			06/11/18	
	CENTRAL FISH- Fresno	4451/0	SHIPPED	TERMS
			06/11/18	Net 30 days

PRODUCT AND DESCRIPTION	ORDERED	SHIPPED	UM	PRICE	UM	NET AMOUNT
1 1707121 Smelt Lake Whole IQF 1/11#	132	121	LB	2.29	LB	277.09
2 2796087 Shrimp White 51-60ct HLSO 10/4#	40	40	LB	4.75	LB	190.00
3 2999557 Squid Whole Frozen 12/3#	108	OUT	LB	3.59	LB	0.00
4 704076 Mackerel Blue Pacific 1/50#	50	50	EA	1.49	EA	74.50

4 Lines Total

Total Weight 211.00

Total  
Invoice Total541.59  
541.59

1-5003-03  
Pls divide

5003-08 00 92 513.88  
5003-03 00 32 27.71

Merchandise shall be checked with driver upon delivery. No claims for shortages, inferior quality, price disputes or other claims allowed unless merchandise is returned and claim made within 24 hours after delivery. Accounts payable one week after delivery. A service charge of 2% per month (24% per annum) will be payable on overdue accounts together with attorney's fees incurred in making collections.

THE ABOVE MERCHANDISE WAS RECEIVED IN GOOD CONDITION.

X

CUSTOMER ORIGINAL



## INVOICE

CENTRAL FISH- Fresno  
1535 KERN STREET  
FRESNO, CA 93706  
Phone:(559) 237-2049 Fax:(559) 237-9669

REMIT TO:

	INVOICE DATE	INVOICE #
	05/04/18	359234
P.O. DATE	P.O. NUMBER	PAGE-NO.
		Page 1 of 1



CUST #: 404675  
BILL TO: FRESNO CHAFFEE ZOO  
894 W BELMONT  
FRESNO, CA 93728  
SHIP TO: FRESNO CHAFFEE ZOO  
894 W BELMONT  
FRESNO, CA 93728  
(559) 498-5910

			DELIVERY DATE	CASES
			05/04/18	
INSTRUCTIONS	SHIP POINT	ROUTE	SHIPPED	TERMS
	CENTRAL FISH- Fresno	4451/0	05/04/18	Net 30 days

PRODUCT AND DESCRIPTION	ORDERED	SHIPPED	UM	PRICE	UM	NET AMOUNT
1 1707121 Smelt Lake Whole IQF 1/11#	154	154	LB	2.29	LB	352.66
2 2796087 Shrimp White 51-60ct HLSO 10/4#	40	40	LB	4.75	LB	190.00
2 Lines Total		Total Weight	194.00		Total Invoice Total	542.66 542.66

1-5003-03  
Pls divide by

5003-03 0032 = 35.27  
5003-08 0092 = 507.39

Merchandise shall be checked with driver upon delivery. No claims for shortages, inferior quality, price disputes or other claims allowed unless merchandise is returned and claim made within 24 hours after delivery. Accounts payable one week after delivery. A service charge of 2% per month (24% per annum) will be payable on overdue accounts together with attorney's fees incurred in making collections.

THE ABOVE MERCHANDISE WAS RECEIVED IN GOOD CONDITION.

X

CUSTOMER ORIGINAL



## INVOICE

CENTRAL FISH- Fresno  
1535 KERN STREET  
FRESNO, CA 93706  
Phone:(559) 237-2049 Fax:(559) 237-9669

REMIT TO:

	INVOICE DATE	INVOICE #
	04/17/18	358828
P.O. DATE	P.O. NUMBER	PAGE NO.
		Page 1 of 1



CUST #:

404675

BILL TO: FRESNO CHAFFEE ZOO  
894 W BELMONT  
FRESNO, CA 93728

SHIP TO: FRESNO CHAFFEE ZOO  
894 W BELMONT  
FRESNO, CA 93728  
(559) 498-5910

INSTRUCTIONS	SHIP POINT	ROUTE	DELIVERY DATE	CASES
			04/17/18	
	CENTRAL FISH- Fresno	4451/0	SHIPPED	TERMS
			04/17/18	Net 30 days

PRODUCT AND DESCRIPTION	ORDERED	SHIPPED	UM	PRICE	UM	NET AMOUNT
1 1707121 Smelt Lake Whole IQF 1/11#	66	66	LB	2.29	LB	151.14
2 2796087 Shrimp White 51-60ct HLSO 10/4#	40	40	LB	4.75	LB	190.00
2 Lines Total		Total Weight	106.00		Total Invoice Total	341.14 341.14

1-5003-034

5003-08 0092 326.03  
5003-03 0032 15.11

Pd 5/10

Merchandise shall be checked with driver upon delivery. No claims for shortages, inferior quality, price disputes or other claims allowed unless merchandise is returned and claim made within 24 hours after delivery. Accounts payable one week after delivery. A service charge of 2% per month (24% per annum) will be payable on overdue accounts together with attorney's fees incurred in making collections.

THE ABOVE MERCHANDISE WAS RECEIVED IN GOOD CONDITION.

X

CUSTOMER ORIGINAL



## INVOICE

CENTRAL FISH- Fresno  
1535 KERN STREET  
FRESNO, CA 93706  
Phone:(559) 237-2049 Fax:(559) 237-9669

REMIT TO:

	INVOICE DATE	INVOICE #
	04/26/18	359055
P.O. DATE	P.O. NUMBER	PAGE NO.
		Page 1 of 1



CUST #: 404675  
BILL TO: FRESNO CHAFFEE ZOO  
894 W BELMONT  
FRESNO, CA 93728  
SHIP TO: FRESNO CHAFFEE ZOO  
894 W BELMONT  
FRESNO, CA 93728  
(559) 498-5910

INSTRUCTIONS	SHIP POINT	ROUTE	DELIVERY DATE	CASES
			04/26/18	
	CENTRAL FISH- Fresno	4451/0	SHIPPED	TERMS
			04/26/18	Net 30 days

PRODUCT AND DESCRIPTION	ORDERED	SHIPPED	UM	PRICE	UM	NET AMOUNT
1 1707121 Smelt Lake Whole IQF 1/11#	110	110	LB	2.29	LB	251.90
2 2796087 Shrimp White 51-60ct HLSO 10/4#	40	40	LB	4.75	LB	190.00
2 Lines Total		Total Weight	150.00		Total Invoice Total	441.90 441.90

1-5003-03  
Pls divide

5003-08 0092 416.71  
5003-03 0032 25.19

12 5/10

Merchandise shall be checked with driver upon delivery. No claims for shortages, inferior quality, price disputes or other claims allowed unless merchandise is returned and claim made within 24 hours after delivery. Accounts payable one week after delivery. A service charge of 2% per month (24% per annum) will be payable on overdue accounts together with attorney's fees incurred in making collections.

THE ABOVE MERCHANDISE WAS RECEIVED IN GOOD CONDITION.

X

CUSTOMER ORIGINAL





APR 09 REC'D

## INVOICE

CENTRAL FISH- Fresno  
1535 KERN STREET  
FRESNO, CA 93708  
Phone: (559) 237-2049 Fax: (559) 237-9669

REMIT TO:

INVOICE DATE	INVOICE #
03/18/18	358129
P.O. DATE	P.O. NUMBER
	PAGE NO.
	Page 1 of 1



CUST #: 404675

BILL TO: FRESNO CHAFFEE ZOO  
894 W BELMONT  
FRESNO, CA 93728

SHIP TO: FRESNO CHAFFEE ZOO  
894 W BELMONT  
FRESNO, CA 93728  
(559) 498-5910

DELIVERY DATE	CASES
03/18/18	
SHIPPED	TERMS
03/18/18	Net 30 days
INSTRUCTIONS	SHIP POINT
	CENTRAL FISH- Fresno
ROUTE	
4451/0	

PRODUCT AND DESCRIPTION	ORDERED	SHIPPED	UM	PRICE	UM	NET AMOUNT
1 1707121 Smelt Lake Whole IQF 1/11#	154	33	LB	2.29	LB	75.57
2 2796087 Shrimp White 51-60ct HISO 10/4#	40	40	LB	4.75	LB	190.00
2 Lines Total		Total Weight	73.00		Total Invoice Total	265.57
						265.57

1-5003-03 y  
Pls. divide

5003-08 0092 258.01  
5003-03 0032 7.56

Pd 4/25

Merchandise shall be checked with driver upon delivery. No claims for shortages, inferior quality, price disputes or other claims allowed unless merchandise is returned and claim made within 24 hours after delivery. Accounts payable one week after delivery. A service charge of 2% per month (24% per annum) will be payable on overdue accounts together with attorney's fees incurred in making collections.

THE ABOVE MERCHANDISE WAS RECEIVED IN GOOD CONDITION.

X

DELIVERY RECEIPT



## INVOICE

CENTRAL FISH- Fresno  
1535 KERN STREET  
FRESNO, CA 93706  
Phone:(559) 237-2049 Fax:(559) 237-9669

REMIT TO:

	INVOICE DATE	INVOICE #
	03/30/18	358440
P.O. DATE	P.O. NUMBER	PAGE NO.
		Page 1 of 1



JUST #:

404675

BILL TO:

FRESNO CHAFFEE ZOO  
894 W BELMONT  
FRESNO, CA 93728

SHIP TO:

FRESNO CHAFFEE ZOO  
894 W BELMONT  
FRESNO, CA 93728  
(559) 498-5910

DELIVERY DATE	CASES
03/30/18	
SHIPPED	TERMS
03/30/18	Net 30 days

INSTRUCTIONS

SHIP POINT

ROUTE

CENTRAL FISH- Fresno

4451/0

PRODUCT AND DESCRIPTION

ORDERED

SHIPPED

UM

PRICE

UM

NET AMOUNT

1 1707121  
Smelt Lake Whole IQF 1/11#

165

165

LB

2.29

LB

377.85

2 2796087  
Shrimp White 51-60ct HLSO 10/4#

40

40

LB

4.75

LB

190.00

2 Lines Total

Total Weight

205.00

Total  
Invoice Total

567.85  
567.85

1-5003-03 0032 37.79  
1-5003-08 0092 530.07  
8

Pd 4/25

Merchandise shall be checked with driver upon delivery. No claims for shortages, inferior quality, price disputes or other claims allowed unless merchandise is returned and claim made within 24 hours after delivery. Accounts payable one week after delivery. A service charge of 2% per month (24% per annum) will be payable on overdue accounts together with attorney's fees incurred in making collections.

THE ABOVE MERCHANDISE WAS RECEIVED IN GOOD CONDITION.

X

CUSTOMER ORIGINAL



## INVOICE

**CENTRAL FISH- Fresno**  
 1535 KERN STREET  
 FRESNO, CA 93706  
 Phone:(559) 237-2049 Fax:(559) 237-9669

REMIT TO:

	INVOICE DATE	INVOICE #
	04/06/18	358568
P.O. DATE	P.O. NUMBER	PAGE NO.
		Page 1 of 1



CUST #:

404675

BILL TO:

**FRESNO CHAFFEE ZOO**  
 894 W BELMONT  
 FRESNO, CA 93728

SHIP TO: **FRESNO CHAFFEE ZOO**  
 894 W BELMONT  
 FRESNO, CA 93728  
 (559) 498-5910

	DELIVERY DATE	CASES
	04/06/18	
INSTRUCTIONS	SHIP POINT	ROUTE
	CENTRAL FISH- Fresno	4451/0
	SHIPPED	TERMS
	04/06/18	Net 30 days

	PRODUCT AND DESCRIPTION	ORDERED	SHIPPED	UM	PRICE	UM	NET AMOUNT
1	1707121 Smelt Lake Whole IQF 1/11#	110	110	LB	2.29	LB	251.90
2	2999557 Squid Whole Frozen 12/3#	36	36	LB	3.59	LB	129.24
2 Lines Total		Total Weight		146.00	Total Invoice Total		381.14

381.14  
 381.14

1-5003-036  
 Pls. divide

5003-08 0092 291.33  
 5003-03 0032 25.19  
 5003-03 0125 64.62

PD 4/25

Merchandise shall be checked with driver upon delivery. No claims for shortages, inferior quality, price disputes or other claims allowed unless merchandise is returned and claim made within 24 hours after delivery. Accounts payable one week after delivery. A service charge of 2% per month (24% per annum) will be payable on overdue accounts together with attorney's fees incurred in making collections.

THE ABOVE MERCHANDISE WAS RECEIVED IN GOOD CONDITION.

X

CUSTOMER ORIGINAL



## INVOICE

CENTRAL FISH- Fresno  
1535 KERN STREET  
FRESNO, CA 93706  
Phone:(559) 237-2049 Fax:(559) 237-9669

REMIT TO:

	INVOICE DATE	INVOICE #
	03/20/18	358164
P.O. DATE	P.O. NUMBER	PAGE NO.
		Page 1 of 1



CUST #:

404675

BILL TO:

FRESNO CHAFFEE ZOO  
894 W BELMONT  
FRESNO, CA 93728

SHIP TO: FRESNO CHAFFEE ZOO

894 W BELMONT  
FRESNO, CA 93728  
(559) 498-5910

DELIVERY DATE	CASES
03/20/18	

INSTRUCTIONS	SHIP POINT	ROUTE	SHIPPED	TERMS
	CENTRAL FISH- Fresno	4451/0	03/20/18	Net 30 days

PRODUCT AND DESCRIPTION	ORDERED	SHIPPED	UM	PRICE	UM	NET AMOUNT
-------------------------	---------	---------	----	-------	----	------------

1 1707121 Smelt Lake Whole IQF 1/11#	154	154	LB	2.29	LB	352.66
---	-----	-----	----	------	----	--------

1 Line Total

Total Weight 154.00

Total  
Invoice Total352.66  
352.66

1-5003-03  
P.O. 18

5003-08 0092 317.39  
5003-03 0032 35.27

Pd 4/10/18

Merchandise shall be checked with driver upon delivery. No claims for shortages, inferior quality, price disputes or other claims allowed unless merchandise is returned and claim made within 24 hours after delivery. Accounts payable one week after delivery. A service charge of 2% per month (24% per annum) will be payable on overdue accounts together with attorney's fees incurred in making collections.

THE ABOVE MERCHANDISE WAS RECEIVED IN GOOD CONDITION.

X

Jerry Williams

CUSTOMER ORIGINAL

**West Coast Processors**

19051 Goldenwest St Ste 106-211  
Huntington Beach, CA 92648

**Invoice**

Date	Invoice #
4/18/2018	15046

<b>Bill To</b>
Fresno Chaffee Zoo 894 W Belmont Ave FRESNO, CA 93728

<b>Ship To</b>
Fresno Chaffee Zoo 894 W Belmont Ave FRESNO, CA 93728

P.O. Number	Terms	Rep	Ship	Via	F.O.B.	Booking Number
SEE BELOW	Net 30	LdA	4/17/2018	HTI	Delivered	N/A

Quantity	Lot No.	Description	Price Per/Lb.	Amount
992.2	77950	Frozen Capelin 15 Kg Cartons	0.78	773.92
1,014.11	80156	Frozen Pacific Herring 10 kg Cartons	0.62	628.75
1	Freight	Freight	343.75	343.75
		SLCFISH001R12		
		5003-03 0032 44.01		
		5003-08 0092 87.32		
		5003-03 0125 1616.09		
		PL 5/10		

Thank you for your business.

Pay SLT

**Total,****\$1,746.42**

Pls divide 3

MAR 22 REC'D

**West Coast Processors**19051 Goldenwest St Ste 106-211  
Huntington Beach, CA 92648**Invoice**

Date	Invoice #
3/20/2018	15026

<b>Bill To</b>
Fresno Chaffee Zoo 894 W Belmont Ave FRESNO, CA 93728

<b>Ship To</b>
Fresno Chaffee Zoo 894 W Belmont Ave FRESNO, CA 93728

P.O. Number	Terms	Rep	Ship	Via	F.O.B.	Booking Number
001R11	Net 30	LdA	3/14/2018	N/A	Wilmington	N/A

Quantity	Lot No.	Description	Price Per/Lb.	Amount
815.7	80156	Frozen Pacific Herring 10 kg Cartons	0.62	505.73
1,190.52	77950	Frozen Capelin 15 Kg Cartons	0.78	928.61
1	Freight	Freight	343.75	343.75
pd 4/10				

Thank you for your business.

5003-030032 1778.09  
Pay SLT**Total**

\$1,778.09

1-5003-03 0032



# ENERGY STATEMENT

www.pge.com/MyEnergy

2018-7 Page 116 of 121  
**RECEIVED**

JUL 12 2018

BY: .....

Account No: 7044237853-8

Statement Date: 07/05/2018

Due Date: 07/23/2018

## Service For:

FRESNO'S CHAFFEE ZOO CORPORATION  
890 W BELMONT AVE  
FRESNO, CA 93728

## Your Account Summary

Amount Due on Previous Statement	\$7,152.67
Payment(s) Received Since Last Statement	0.00
Previous Unpaid Balance	\$7,152.67
Current Electric Charges	<u>\$3,480.52</u>

## Questions about your bill?

Business Specialist available:  
Mon-Fri: 7am to 6pm  
1-800-468-4743  
www.pge.com/MyEnergy

## Local Office Address

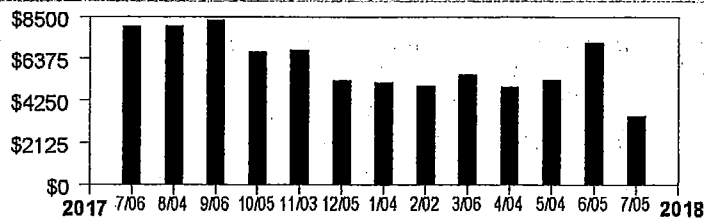
705 P ST  
FRESNO, CA 93721

**Total Amount Due by 07/23/2018**

**\$10,633.19**

1-5191-00 0087

## Electric Monthly Billing History



## Daily Usage Comparison

1 Year Ago Period	Last Period	Current Period
1259.13	1140.21	1243.20

Electric kWh / Day

Visit [www.pge.com/MyEnergy](http://www.pge.com/MyEnergy) for a detailed bill comparison



Visit [www.pge.com/MyEnergy](http://www.pge.com/MyEnergy) for a detailed bill comparison.



# ENERGY STATEMENT

2018-7 Page 117 of 121

[www.pge.com/MyEnergy](http://www.pge.com/MyEnergy)

Account No: 7044237853-8

Statement Date: 07/05/2018

Due Date: 07/23/2018

## Details of Electric Charges

06/05/2018 - 07/04/2018 (30 billing days)

Service For: 890 W BELMONT AVE

Service Agreement ID: 7044237158

06/05/2018 - 07/04/2018

Rate Schedule: NEMEXPM Net Energy Metering Service

Net Charges

\$3,480.52

**Total Electric Charges**

**\$3,480.52**

## Service Information

Meter #

1004578075

Total Usage

37,296.000000 kWh

Serial

L

Rotating Outage Block

8H



Visit [www.pge.com/MyEnergy](http://www.pge.com/MyEnergy) for a detailed bill comparison.





# ENERGY STATEMENT

www.pge.com/MyEnergy

2018-7 Page 118 of 121

Account No: 5915064925-5

Statement Date: 07/05/2018

Due Date: 07/23/2018

## Service For:

FRESNO'S CHAFFEE ZOO CORPORATION  
894 W BELMONT AVE  
FRESNO, CA 93728

## Questions about your bill?

Business Specialist available:  
Mon-Fri: 7am to 6pm  
1-800-468-4743  
www.pge.com/MyEnergy

## Local Office Address

705 P ST  
FRESNO, CA 93721

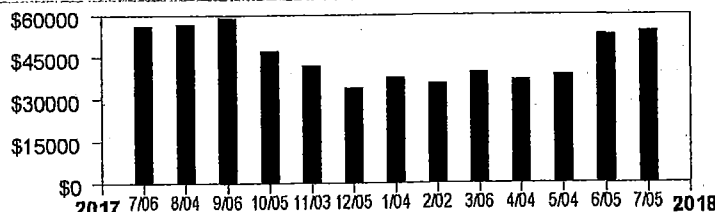
## Your Account Summary

Amount Due on Previous Statement	\$52,874.71
Payment(s) Received Since Last Statement	0.00
Previous Unpaid Balance	\$52,874.71
Current Electric Charges	\$53,937.06

*paid 7/2/18*

**Total Amount Due by 07/23/2018 \$106,811.77**

## Electric Monthly Billing History



Visit [www.pge.com/MyEnergy](http://www.pge.com/MyEnergy) for a detailed bill comparison

## Daily Usage Comparison

1 Year Ago	Last Period	Current Period
9802.28	8661.78	8979.14

Electric kWh / Day



# ENERGY STATEMENT

2018-7 Page 119 of 121

[www.pge.com/MyEnergy](http://www.pge.com/MyEnergy)

Account No: 5915064925-5  
 Statement Date: 07/05/2018  
 Due Date: 07/23/2018

## Details of Electric Charges

**06/05/2018 - 07/04/2018 (30 billing days)**

Service For: 894 W BELMONT AVE

Service Agreement ID: 5915064187

Rate Schedule: E19S Medium General Demand-Metered TOU Service

**06/05/2018 - 07/04/2018**

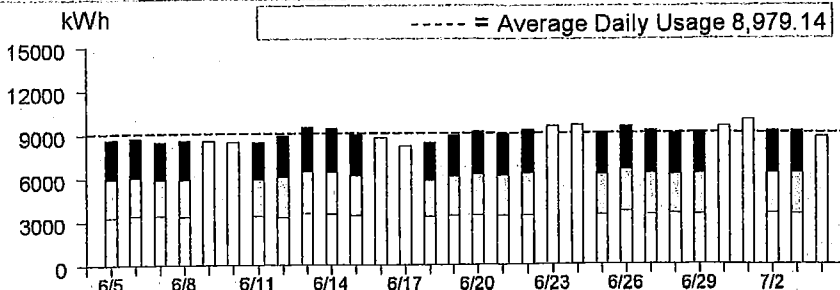
Customer Charge	30 days @ \$19.71253	\$591.38
Demand Charge		
Max Peak	552.000000 kW @ \$19.65000	10,846.80
Max Part Peak	513.600000 kW @ \$5.40000	2,773.44
Max Demand	580.800000 kW @ \$17.74000	10,303.39
Energy Charges		
Peak	59,240.400000 kWh @ \$0.16055	9,511.05
Part Peak	57,545.400000 kWh @ \$0.11613	6,682.75
Off Peak	152,588.400000 kWh @ \$0.08671	13,230.94
Power Factor Adjustment (@ 91.00% Power Factor)		-80.81
Energy Commission Tax		78.12

**Total Electric Charges** **\$53,937.06**

## Service Information

Meter #	1010078518
Total Usage	269,374.200000 kWh
Meter #	1010078518
Reactive Power	121,078.200000 kVar
Serial	L
Rotating Outage Block	8H

## Electric Usage This Period: 269,374.200000 kWh, 30 billing days



	Usage	Energy Charges
■ Peak <sup>1</sup>	21.99%	\$9,511.05
□ Part Peak <sup>2</sup>	21.37%	\$6,682.75
□ Off Peak <sup>3</sup>	56.64%	\$13,230.94

<sup>1</sup>Peak: 5/1-10/31 12:00pm-6:00pm, M-F (except Holidays);  
<sup>2</sup>Part Peak: 5/1-10/31 8:30am-12:00pm, 6:00pm-9:30pm, M-F (except Holidays); 11/1-4/30 8:30am-9:30pm, M-F (except Holidays);  
<sup>3</sup>Off Peak: Year Round 9:30pm - 8:30am, M-F (except Holidays); Sat-Sun; Holidays

Visit [www.pge.com/MyEnergy](http://www.pge.com/MyEnergy) for a detailed bill comparison.



# ENERGY STATEMENT

www.pge.com/MyEnergy

2018-7 Page 120 of 121

Account No: 1934497681-6

Statement Date: 07/06/2018

Due Date: 07/23/2018

## Service For:

FRESNO'S CHAFFEE ZOO CORPORATION  
894 W BELMONT AVE  
FRESNO, CA 93728

## Questions about your bill?

Business Specialist available:  
Mon-Fri: 7am to 6pm  
1-800-468-4743  
www.pge.com/MyEnergy

## Local Office Address

705 P ST  
FRESNO, CA 93721

## Your Account Summary

Amount Due on Previous Statement  
Payment(s) Received Since Last Statement

Previous Unpaid Balance

Current Gas Charges

**RECEIVED**

JUL 12 2018

BY: .....

\$1,985.43

-1,985.43

\$0.00

\$1,319.60

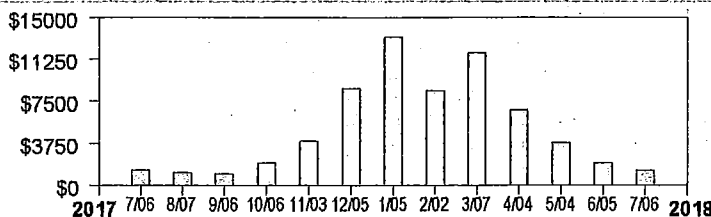
**Total Amount Due by 07/23/2018**

**\$1,319.60**

1-5191-00 0087

## Gas Monthly Billing History

### Daily Usage Comparison



1 Year Ago	Last Period	Current Period
42.33	64.43	45.42
Gas Therms / Day		

Visit [www.pge.com/MyEnergy](http://www.pge.com/MyEnergy) for a detailed bill comparison



Visit [www.pge.com/MyEnergy](http://www.pge.com/MyEnergy) for a detailed bill comparison.



# ENERGY STATEMENT

www.pge.com/MyEnergy

2018-7 Page 121 of 121

Account No: 1934497681-6

Statement Date: 07/06/2018

Due Date: 07/23/2018

## Details of Gas Charges

06/06/2018 - 07/06/2018 (31 billing days)

Service For: 894 W BELMONT AVE

Service Agreement ID: 1934497465

Rate Schedule: GNR1 Gas Service to Small Commercial Customers

### 06/06/2018 - 06/30/2018

Customer Charge	25 days @ \$2.14936	\$53.73
Gas Charges		
First 4,000 Therms/month	1,135.483871 Therms @ \$0.83232	945.09
Gas PPP Surcharge (\$0.04232/Therm)		48.06
Fresno Recovery Fee		9.99

### 07/01/2018 - 07/06/2018

Customer Charge	6 days @ \$2.14936	\$12.90
Gas Charges		
First 4,000 Therms/month	272.516129 Therms @ \$0.86528	235.80
Gas PPP Surcharge (\$0.04232/Therm)		11.54
Fresno Recovery Fee		2.49

---

**Total Gas Charges** **\$1,319.60**

## Service Information

Meter #	61202044
Current Meter Reading	72,309
Prior Meter Reading	71,299
Difference	1,010
Multiplier	1.394285
Total Usage	1,408.000000 Therms
Serial	L

## Gas Procurement Costs (\$/Therm)

06/06/2018 - 06/30/2018	\$0.19926
07/01/2018 - 07/06/2018	\$0.20855

## Additional Messages

**Customer Charge** To help deliver safe, reliable and affordable gas service to your business, PG&E charges a customer fee which is based on your highest average daily gas usage within the past 12 months. For the billing period ending on 01/05/2018, your highest average daily gas usage was 466.3 therms.

