

## Disbursement Claim for Measure Z Funds

Disbursement Claim #: 2018-08 Claim Submission Date: 09/11/18

### Request Details

Invoice Date or Date Range (if multiple invoices)	Approved Monthly Budget Covering Invoiced Month(s)	Budget Line Item	General Ledger Account No. and Description	Amount Requested
08/01/18-08/31/18	\$369,361.77		Animal Dept. Salary & Benefits	13/ \$381,081.38
08/01/18-08/31/18	\$41,722.21		Veterinary Dept. Salary & Benefits	15/ \$42,434.11
08/01/18-08/31/18	\$35,000.00		Animal Feed	17/ \$23,902.23
08/01/18-08/31/18	\$80,000.00		Utilities	39/ \$68,776.83
			Wire Fee	\$10.00
	\$526,083.98		Subtotal	\$516,204.55
			Less Wire Fee	-\$10.00
			<b>TOTAL AMOUNT REQUESTED</b>	<b>\$516,194.55</b>

Capital Claim contingency usage, or Operations Claim budget variance explanation:

	<b>381,081.38 +</b> <b>42,434.11 +</b> <b>23,902.23 +</b> <b>68,776.83 =</b> Total [4 items] <b>516,194.55 T</b>
--	---

# Fresno's Chaffee Zoo Corporation

Measure Z Operational

Reconciliation of Claims to Budget

January - December

2018

	Animal Salary	Veterinary Salary	Animal Feed	Utilities	Wire Fees	Adjustment	Claim Total
<b>2018-01</b>	\$247,412.11	\$22,021.87	\$27,000.43	\$51,083.38	\$10.00		\$347,527.79
<b>2018-02</b>	\$254,445.43	\$22,985.30	\$25,122.42	\$4,065.70	\$10.00		\$306,628.85
<b>2018-03</b>	\$364,553.94	\$31,811.11	\$32,757.32	\$59,815.00	\$10.00		\$488,947.37
<b>2018-04</b>	\$260,982.08	\$21,753.00	\$36,413.97	\$49,959.89	\$10.00		\$369,118.94
<b>2018-05</b>	\$256,240.70	\$19,511.97	\$18,481.44	\$48,108.14	\$10.00		\$342,352.25
<b>2018-06</b>	\$271,764.53	\$28,810.42	\$49,539.70	\$62,429.79	\$10.00		\$412,554.44
<b>2018-07</b>	\$219,835.28	\$26,561.18	\$31,328.73	\$58,874.47	\$10.00		\$336,609.66
<b>2018-08</b>	\$381,081.38	\$42,434.11	\$23,902.23	\$68,776.83	\$10.00		\$516,204.55
							\$0.00
							\$0.00
							\$0.00
							\$0.00
							\$0.00
<b>Total</b>	<b>\$2,256,315.45</b>	<b>\$215,888.96</b>	<b>\$244,546.24</b>	<b>\$403,113.20</b>	<b>\$80.00</b>		<b>\$3,119,943.85</b>
						Less wire fees:	<u>-\$80.00</u>
						<b>Total</b>	<b>\$3,119,863.85</b>
2018 Budget	\$3,206,316.00	\$362,806.00	\$420,000.00	\$452,980.00	\$250.00		\$4,442,352.00
Increase to Budget	\$0.00	\$0.00	\$0.00	\$0.00	\$0.00		\$0.00
Carryover from prior yr	\$0.00	\$0.00	\$0.00	\$0.00	\$0.00		\$0.00
Spent YTD	<u>\$2,256,315.45</u>	<u>\$215,888.96</u>	<u>\$244,546.24</u>	<u>\$403,113.20</u>	<u>\$80.00</u>		<u>\$3,119,943.85</u>
Funds remaining	\$950,000.55	\$146,917.04	\$175,453.76	\$49,866.80	\$170.00		\$1,322,408.15

**Fresno's Chaffee Zoo Corporation**  
**Income Statement**  
August 2018

	2018 Budget	August Budget	August Measure Z	August Actual	YTD Budget	YTD Measure Z	YTD Actual
<b>REVENUE</b>							
<b>Self-Generated Revenue</b>							
Admissions							
Admissions	\$0.00	\$0.00	\$0.00	\$0.00	\$0.00	\$0.00	\$0.00
Admissions-Special Events	\$13,500.00	\$945.00	\$0.00	\$0.00	\$9,045.00	\$0.00	\$0.00
Admissions-Visitor Services	\$5,125,238.00	\$355,996.00	\$0.00	\$257,332.22	\$3,430,839.00	\$0.00	\$3,223,327.98
Combo Tickets - Adults	\$0.00	\$0.00	\$0.00	\$0.00	\$0.00	\$0.00	\$0.00
Combo Tickets - Child/Senior	\$0.00	\$0.00	\$0.00	\$0.00	\$0.00	\$0.00	\$0.00
Over and Under	\$0.00	\$0.00	\$0.00	\$0.00	\$0.00	\$0.00	\$0.00
Over and Under-Visitor Services	\$0.00	\$0.00	\$0.00	\$50.60	\$0.00	\$0.00	\$1,152.75
<b>Total Admissions</b>	<b>\$5,138,738.00</b>	<b>\$356,941.00</b>	<b>\$0.00</b>	<b>\$257,382.82</b>	<b>\$3,439,884.00</b>	<b>\$0.00</b>	<b>\$3,224,480.73</b>
Adopt an Animal							
Adopt An Animal	\$0.00	\$0.00	\$0.00	\$0.00	\$0.00	\$0.00	\$0.00
Adopt An Animal-Development	\$35,000.00	\$2,916.67	\$0.00	\$370.00	\$23,333.32	\$0.00	\$12,855.00
<b>Total Adopt an Animal</b>	<b>\$35,000.00</b>	<b>\$2,916.67</b>	<b>\$0.00</b>	<b>\$370.00</b>	<b>\$23,333.32</b>	<b>\$0.00</b>	<b>\$12,855.00</b>
Board Designated for Endow							
Board Designated Endowment Income	\$0.00	\$0.00	\$0.00	\$0.00	\$0.00	\$0.00	\$0.00
Board Designated Endowment Income-L	\$10,000.00	\$0.00	\$0.00	\$0.00	\$0.00	\$0.00	\$8,575.00
Endowment Trust Fund-Perm	\$0.00	\$0.00	\$0.00	\$0.00	\$0.00	\$0.00	\$0.00
<b>Total Board Designated for Endowment</b>	<b>\$10,000.00</b>	<b>\$0.00</b>	<b>\$0.00</b>	<b>\$0.00</b>	<b>\$0.00</b>	<b>\$0.00</b>	<b>\$8,575.00</b>
Education							
After School Programs	\$0.00	\$0.00	\$0.00	\$0.00	\$0.00	\$0.00	\$0.00
After School Programs-Education	\$0.00	\$0.00	\$0.00	\$0.00	\$0.00	\$0.00	\$0.00
Annual Dues	\$0.00	\$0.00	\$0.00	\$0.00	\$0.00	\$0.00	\$0.00
Annual Dues-Education	\$0.00	\$0.00	\$0.00	\$0.00	\$0.00	\$0.00	\$0.00
Annual Dues-Volunteer	\$2,000.00	\$166.67	\$0.00	\$0.00	\$1,333.32	\$0.00	\$1,960.00
Camp Scholarships	\$0.00	\$0.00	\$0.00	\$0.00	\$0.00	\$0.00	\$0.00
Camp Scholarships-Education	\$0.00	\$0.00	\$0.00	\$0.00	\$0.00	\$0.00	\$0.00

**Fresno's Chaffee Zoo Corporation**  
**Income Statement**  
August 2018

	2018 Budget	August Budget	August Measure Z	August Actual	YTD Budget	YTD Measure Z	YTD Actual
Class Fees	\$0.00	\$0.00	\$0.00	\$0.00	\$0.00	\$0.00	\$0.00
Class Fees-Education	\$0.00	\$0.00	\$0.00	\$0.00	\$0.00	\$0.00	\$0.00
Class Fees-Volunteer	\$3,500.00	\$291.67	\$0.00	\$0.00	\$2,333.32	\$0.00	\$780.00
Cookbook Sales	\$0.00	\$0.00	\$0.00	\$0.00	\$0.00	\$0.00	\$0.00
Cookbook Sales-Volunteer	\$0.00	\$0.00	\$0.00	\$0.00	\$0.00	\$0.00	\$0.00
Docent Activities	\$0.00	\$0.00	\$0.00	\$0.00	\$0.00	\$0.00	\$0.00
Docent Activities-Volunteer	\$3,000.00	\$250.00	\$0.00	\$1,190.00	\$2,000.00	\$0.00	\$5,030.00
Education-General Income	\$0.00	\$0.00	\$0.00	\$0.00	\$0.00	\$0.00	\$0.00
Education-General Income-Education	\$0.00	\$0.00	\$0.00	\$0.00	\$0.00	\$0.00	\$0.00
Docent Fundraising Income	\$0.00	\$0.00	\$0.00	\$0.00	\$0.00	\$0.00	\$0.00
Docent Fundraising Income-Volunteer	\$0.00	\$0.00	\$0.00	\$0.00	\$0.00	\$0.00	\$0.00
Grants	\$0.00	\$0.00	\$0.00	\$0.00	\$0.00	\$0.00	\$0.00
Grants-Education	\$0.00	\$0.00	\$0.00	\$0.00	\$0.00	\$0.00	\$0.00
Junior University Income	\$0.00	\$0.00	\$0.00	\$0.00	\$0.00	\$0.00	\$0.00
Junior University Income-Education	\$0.00	\$0.00	\$0.00	\$0.00	\$0.00	\$0.00	\$0.00
Overnight Income	\$0.00	\$0.00	\$0.00	\$0.00	\$0.00	\$0.00	\$0.00
Overnight Income-Education	\$15,000.00	\$1,250.00	\$0.00	\$0.00	\$10,000.00	\$0.00	\$4,600.00
Scout Guide-Education	\$7,000.00	\$583.33	\$0.00	\$296.00	\$4,666.64	\$0.00	\$5,234.00
Service Income	\$0.00	\$0.00	\$0.00	\$0.00	\$0.00	\$0.00	\$0.00
Service Income-Education	\$0.00	\$0.00	\$0.00	\$0.00	\$0.00	\$0.00	\$0.00
Service Income-Volunteer	\$0.00	\$0.00	\$0.00	\$0.00	\$0.00	\$0.00	\$0.00
Teacher Resource Guide Income	\$0.00	\$0.00	\$0.00	\$0.00	\$0.00	\$0.00	\$0.00
Teacher Training Workshop Income	\$0.00	\$0.00	\$0.00	\$0.00	\$0.00	\$0.00	\$0.00
Teacher Training Workshop Income-Edu	\$0.00	\$0.00	\$0.00	\$0.00	\$0.00	\$0.00	\$0.00
Trip Income	\$0.00	\$0.00	\$0.00	\$0.00	\$0.00	\$0.00	\$0.00
Trip Income-Education	\$0.00	\$0.00	\$0.00	\$0.00	\$0.00	\$0.00	\$0.00
Trip Income-Volunteer	\$0.00	\$0.00	\$0.00	\$0.00	\$0.00	\$0.00	\$0.00
Uniform Income	\$0.00	\$0.00	\$0.00	\$0.00	\$0.00	\$0.00	\$0.00
Uniform Income-Volunteer	\$3,000.00	\$250.00	\$0.00	\$44.00	\$2,000.00	\$0.00	\$449.00
Wild Connections Lab Income	\$0.00	\$0.00	\$0.00	\$0.00	\$0.00	\$0.00	\$0.00
Wild Connections Lab Income-Education	\$57,000.00	\$4,750.00	\$0.00	\$0.00	\$38,000.00	\$0.00	\$38,758.42

**Fresno's Chaffee Zoo Corporation**  
**Income Statement**  
 August 2018

	2018 Budget	August Budget	August Measure Z	August Actual	YTD Budget	YTD Measure Z	YTD Actual
Zoo Adventures Camp Income	\$0.00	\$0.00	\$0.00	\$0.00	\$0.00	\$0.00	\$0.00
Zoo Adventures Camp Income-Education	\$206,000.00	\$17,166.67	\$0.00	\$31,290.00	\$137,333.32	\$0.00	\$203,161.00
Zoo Boo Haunted House Income	\$0.00	\$0.00	\$0.00	\$0.00	\$0.00	\$0.00	\$0.00
Zoo Preview Income	\$0.00	\$0.00	\$0.00	\$0.00	\$0.00	\$0.00	\$0.00
Zoo Preview Income-Volunteer	\$3,000.00	\$250.00	\$0.00	\$0.00	\$2,000.00	\$0.00	\$2,077.50
Zoo School Income	\$0.00	\$0.00	\$0.00	\$0.00	\$0.00	\$0.00	\$0.00
Zoo Talks Income	\$0.00	\$0.00	\$0.00	\$0.00	\$0.00	\$0.00	\$0.00
Zoo Talks Income-Education	\$6,500.00	\$541.67	\$0.00	\$55.00	\$4,333.32	\$0.00	\$2,970.00
Zoopeteer Income	\$0.00	\$0.00	\$0.00	\$0.00	\$0.00	\$0.00	\$0.00
Zoopeteer Income-Education	\$0.00	\$0.00	\$0.00	\$0.00	\$0.00	\$0.00	\$0.00
Zoopeteer Income-Volunteer	\$0.00	\$0.00	\$0.00	\$0.00	\$0.00	\$0.00	\$0.00
Camp Scholarships-Res	\$0.00	\$0.00	\$0.00	\$0.00	\$0.00	\$0.00	\$0.00
Camp Scholarships-Res-Education	\$550.00	\$45.83	\$0.00	\$0.00	\$366.64	\$0.00	\$1,000.00
Grants-Res	\$0.00	\$0.00	\$0.00	\$0.00	\$0.00	\$0.00	\$0.00
Grants-Res-Education	\$7,000.00	\$583.33	\$0.00	\$0.00	\$4,666.64	\$0.00	\$0.00
Grants-Res-Volunteer	\$0.00	\$0.00	\$0.00	\$0.00	\$0.00	\$0.00	\$0.00
Grants-Perm	\$0.00	\$0.00	\$0.00	\$0.00	\$0.00	\$0.00	\$0.00
Tour Income	\$0.00	\$0.00	\$0.00	\$0.00	\$0.00	\$0.00	\$0.00
Tour Income-Volunteer	\$7,500.00	\$625.00	\$0.00	\$34.00	\$5,000.00	\$0.00	\$2,586.00
Tot Time Income	\$0.00	\$0.00	\$0.00	\$0.00	\$0.00	\$0.00	\$0.00
Tot Time Income-Education	\$8,500.00	\$708.33	\$0.00	\$0.00	\$5,666.64	\$0.00	\$5,719.00
Zoomobile Income	\$0.00	\$0.00	\$0.00	\$0.00	\$0.00	\$0.00	\$0.00
Zoomobile Income-Education	\$48,500.00	\$4,041.67	\$0.00	\$519.52	\$32,333.32	\$0.00	\$39,881.08
Behind the Scenes-Education	\$60,000.00	\$5,000.00	\$0.00	\$1,050.00	\$40,000.00	\$0.00	\$58,683.50
Facility Rental-Education	\$3,500.00	\$291.67	\$0.00	\$200.00	\$2,333.32	\$0.00	\$2,950.00
Miscellaneous Income-Education	\$0.00	\$0.00	\$0.00	\$0.00	\$0.00	\$0.00	\$0.00
Uniform-Teen Payment- Volunteer	\$0.00	\$0.00	\$0.00	\$0.00	\$0.00	\$0.00	\$0.00
<b>Total Education</b>	<b>\$441,550.00</b>	<b>\$36,795.84</b>	<b>\$0.00</b>	<b>\$34,678.52</b>	<b>\$294,366.48</b>	<b>\$0.00</b>	<b>\$375,839.50</b>
<b>Food Services</b>							
Concessions Commission	\$0.00	\$0.00	\$0.00	\$0.00	\$0.00	\$0.00	\$0.00

**Fresno's Chaffee Zoo Corporation**  
**Income Statement**  
August 2018

	2018 Budget	August Budget	August Measure Z	August Actual	YTD Budget	YTD Measure Z	YTD Actual
Concessions Commission-Administratior	\$725,050.00	\$50,754.00	\$0.00	\$43,443.25	\$485,783.00	\$0.00	\$488,651.49
Concessions Commission-Development	\$0.00	\$0.00	\$0.00	\$0.00	\$0.00	\$0.00	\$0.00
<b>Total Food Services</b>	<b>\$725,050.00</b>	<b>\$50,754.00</b>	<b>\$0.00</b>	<b>\$43,443.25</b>	<b>\$485,783.00</b>	<b>\$0.00</b>	<b>\$488,651.49</b>
<b>Gift Shop</b>							
Gift Shop Income	\$0.00	\$0.00	\$0.00	\$0.00	\$0.00	\$0.00	\$0.00
Gift Shop Commission	\$0.00	\$0.00	\$0.00	\$0.00	\$0.00	\$0.00	\$0.00
Gift Shop Commission-Administration	\$477,680.00	\$33,438.00	\$0.00	\$27,259.48	\$320,045.00	\$0.00	\$339,539.95
<b>Total Gift Shop</b>	<b>\$477,680.00</b>	<b>\$33,438.00</b>	<b>\$0.00</b>	<b>\$27,259.48</b>	<b>\$320,045.00</b>	<b>\$0.00</b>	<b>\$339,539.95</b>
<b>Giraffe Feeding</b>							
Giraffe Feeding Income	\$0.00	\$0.00	\$0.00	\$0.00	\$0.00	\$0.00	\$0.00
Giraffe Feeding Income-Education	\$580,040.00	\$40,603.00	\$0.00	\$35,164.94	\$388,628.00	\$0.00	\$383,240.94
Giraffe Feeding Income-Visitor Services	\$0.00	\$0.00	\$0.00	\$0.00	\$0.00	\$0.00	\$409.20
<b>Total Giraffe Feeding</b>	<b>\$580,040.00</b>	<b>\$40,603.00</b>	<b>\$0.00</b>	<b>\$35,164.94</b>	<b>\$388,628.00</b>	<b>\$0.00</b>	<b>\$383,650.14</b>
<b>Grants/Fundraising</b>							
Annual Fund	\$0.00	\$0.00	\$0.00	\$0.00	\$0.00	\$0.00	\$0.00
Conservation Income-Animal	\$0.00	\$0.00	\$0.00	\$0.00	\$0.00	\$0.00	\$0.00
Conservation Income-Development	\$0.00	\$0.00	\$0.00	\$3,389.76	\$0.00	\$0.00	\$9,634.84
Conservation Income-Education	\$0.00	\$0.00	\$0.00	\$0.00	\$0.00	\$0.00	\$0.00
Conservation Income-Veterinary	\$150.00	\$12.50	\$0.00	\$20.00	\$100.00	\$0.00	\$555.10
Conservation Income	\$0.00	\$0.00	\$0.00	\$0.00	\$0.00	\$0.00	\$0.00
Donations	\$0.00	\$0.00	\$0.00	\$0.00	\$0.00	\$0.00	\$0.00
Donations-Marketing	\$0.00	\$0.00	\$0.00	\$0.00	\$0.00	\$0.00	\$0.00
Donations-Development	\$300,000.00	\$25,000.00	\$0.00	\$8,420.49	\$200,000.00	\$0.00	\$46,520.26
Donations-Special Events	\$0.00	\$0.00	\$0.00	\$5.00	\$0.00	\$0.00	\$5.00
Donations-Education	\$300.00	\$25.00	\$0.00	\$0.00	\$200.00	\$0.00	\$647.02
Donations-Volunteer	\$0.00	\$0.00	\$0.00	\$0.00	\$0.00	\$0.00	\$0.00
In-Kind Contributions	\$0.00	\$0.00	\$0.00	\$0.00	\$0.00	\$0.00	\$0.00
In-Kind Contributions-Development	\$0.00	\$0.00	\$0.00	\$0.00	\$0.00	\$0.00	\$0.00

**Fresno's Chaffee Zoo Corporation**  
**Income Statement**  
 August 2018

	2018 Budget	August Budget	August Measure Z	August Actual	YTD Budget	YTD Measure Z	YTD Actual
In-Kind Contributions - Volunteer	\$0.00	\$0.00	\$0.00	\$0.00	\$0.00	\$0.00	\$0.00
New Sea Lion Exhibit Fundraising Income	\$0.00	\$0.00	\$0.00	\$0.00	\$0.00	\$0.00	\$6.00
Annual Fund-Res	\$0.00	\$0.00	\$0.00	\$0.00	\$0.00	\$0.00	\$0.00
Conservation Income-Res-Development	\$0.00	\$0.00	\$0.00	\$0.00	\$0.00	\$0.00	\$3,413.00
Conservation Income-Res-Veterinary	\$0.00	\$0.00	\$0.00	\$0.00	\$0.00	\$0.00	\$0.00
Donations-Res	\$0.00	\$0.00	\$0.00	\$0.00	\$0.00	\$0.00	\$0.00
Donations-Res-Marketing	\$0.00	\$0.00	\$0.00	\$0.00	\$0.00	\$0.00	\$0.00
Donations-Res-Development	\$0.00	\$0.00	\$0.00	\$473.43	\$0.00	\$0.00	\$137,266.19
Donations-Res-Education	\$0.00	\$0.00	\$0.00	\$0.00	\$0.00	\$0.00	\$0.00
Donations-Res-Veterinary	\$0.00	\$0.00	\$0.00	\$0.00	\$0.00	\$0.00	\$500.00
In-Kind Contributions-Res	\$0.00	\$0.00	\$0.00	\$0.00	\$0.00	\$0.00	\$0.00
New Sea Lion Exhibit Fundraising Income	\$0.00	\$0.00	\$0.00	\$6.00	\$0.00	\$0.00	\$12.00
Donations-Perm	\$0.00	\$0.00	\$0.00	\$0.00	\$0.00	\$0.00	\$0.00
Donations-Perm-Education	\$0.00	\$0.00	\$0.00	\$0.00	\$0.00	\$0.00	\$0.00
Docent Education Fund-Perm	\$0.00	\$0.00	\$0.00	\$0.00	\$0.00	\$0.00	\$0.00
Pay Loader Kiddie Ride-Development	\$0.00	\$0.00	\$0.00	\$0.00	\$0.00	\$0.00	\$0.00
Pay Loader Ride-Africa-Res-Developer	\$0.00	\$0.00	\$0.00	\$0.00	\$0.00	\$0.00	\$206.71
<b>Total Grants/Fundraising</b>	<b>\$300,450.00</b>	<b>\$25,037.50</b>	<b>\$0.00</b>	<b>\$12,314.68</b>	<b>\$200,300.00</b>	<b>\$0.00</b>	<b>\$198,766.12</b>
<b>Group Event/Facility Rental</b>							
Facility Rental	\$0.00	\$0.00	\$0.00	\$0.00	\$0.00	\$0.00	\$0.00
Facility Rental-Special Events	\$575,000.00	\$47,916.66	\$0.00	\$50,090.50	\$383,333.28	\$0.00	\$413,487.68
<b>Total Group Event/Facility Rental</b>	<b>\$575,000.00</b>	<b>\$47,916.66</b>	<b>\$0.00</b>	<b>\$50,090.50</b>	<b>\$383,333.28</b>	<b>\$0.00</b>	<b>\$413,487.68</b>
<b>Interest Income</b>							
Interest Income	\$380,000.00	\$25,000.00	\$0.00	\$10,599.93	\$132,000.00	\$0.00	\$84,753.19
Interest Income-Administration	\$0.00	\$0.00	\$0.00	\$0.00	\$0.00	\$0.00	\$0.00
Interest Income-Perm	\$0.00	\$0.00	\$0.00	\$43.66	\$0.00	\$0.00	\$332.87
<b>Total Interest Income</b>	<b>\$380,000.00</b>	<b>\$25,000.00</b>	<b>\$0.00</b>	<b>\$10,643.59</b>	<b>\$132,000.00</b>	<b>\$0.00</b>	<b>\$85,086.06</b>
<b>Investment Income</b>							

**Fresno's Chaffee Zoo Corporation**  
**Income Statement**  
 August 2018

	2018 Budget	August Budget	August Measure Z	August Actual	YTD Budget	YTD Measure Z	YTD Actual
Investment Income	\$0.00	\$0.00	\$0.00	\$192,214.60	\$0.00	\$0.00	\$395,652.81
Investment Gain/Loss Unrealized	\$0.00	\$0.00	\$0.00	\$0.00	\$0.00	\$0.00	\$0.00
Investment Gain/Loss Realized	\$0.00	\$0.00	\$0.00	\$0.00	\$0.00	\$0.00	\$0.00
Investment Income-Res	\$0.00	\$0.00	\$0.00	\$0.00	\$0.00	\$0.00	\$0.00
Investment Gain/Loss Unrealized-Res	\$0.00	\$0.00	\$0.00	\$0.00	\$0.00	\$0.00	\$0.00
Investment Gain/Loss Realized-Res	\$0.00	\$0.00	\$0.00	\$0.00	\$0.00	\$0.00	\$0.00
Investment Income-Perm	\$0.00	\$0.00	\$0.00	\$1,070.94	\$0.00	\$0.00	\$417.89
Investment Gain/Loss Unrealized-Perm	\$0.00	\$0.00	\$0.00	\$0.00	\$0.00	\$0.00	\$0.00
Investment Gain/Loss Realized-Perm	\$0.00	\$0.00	\$0.00	\$0.00	\$0.00	\$0.00	\$0.00
<b>Total Investment Income</b>	<b>\$0.00</b>	<b>\$0.00</b>	<b>\$0.00</b>	<b>\$193,285.54</b>	<b>\$0.00</b>	<b>\$0.00</b>	<b>\$396,070.70</b>
<b>Membership</b>							
Corporate Membership	\$0.00	\$0.00	\$0.00	\$0.00	\$0.00	\$0.00	\$0.00
Membership Income	\$0.00	\$0.00	\$0.00	\$0.00	\$0.00	\$0.00	\$0.00
Membership Income-Membership	\$1,337,750.00	\$111,479.17	\$0.00	\$104,050.30	\$891,833.32	\$0.00	\$1,059,517.57
<b>Total Membership</b>	<b>\$1,337,750.00</b>	<b>\$111,479.17</b>	<b>\$0.00</b>	<b>\$104,050.30</b>	<b>\$891,833.32</b>	<b>\$0.00</b>	<b>\$1,059,517.57</b>
<b>Special Events</b>							
Boutique Sales	\$0.00	\$0.00	\$0.00	\$0.00	\$0.00	\$0.00	\$0.00
Corporate Tent Income	\$0.00	\$0.00	\$0.00	\$0.00	\$0.00	\$0.00	\$0.00
Exhibitor Booth Income	\$0.00	\$0.00	\$0.00	\$0.00	\$0.00	\$0.00	\$0.00
Exhibitor Booth Income-Special Events	\$9,000.00	\$0.00	\$0.00	\$400.00	\$0.00	\$0.00	\$700.00
Raffle Ticket Income	\$0.00	\$0.00	\$0.00	\$0.00	\$0.00	\$0.00	\$0.00
Raffle Ticket Income-Special Events	\$0.00	\$0.00	\$0.00	\$0.00	\$0.00	\$0.00	\$0.00
Santa Photo-Special Events	\$0.00	\$0.00	\$0.00	\$0.00	\$0.00	\$0.00	\$0.00
Script Sales	\$0.00	\$0.00	\$0.00	\$0.00	\$0.00	\$0.00	\$0.00
Script Sales-Special Events	\$8,500.00	\$0.00	\$0.00	\$0.00	\$0.00	\$0.00	\$0.00
Auction Income	\$0.00	\$0.00	\$0.00	\$0.00	\$0.00	\$0.00	\$0.00
Auction Income-Special Events	\$25,000.00	\$0.00	\$0.00	\$0.00	\$0.00	\$0.00	\$0.00
Special Event Income	\$0.00	\$0.00	\$0.00	\$0.00	\$0.00	\$0.00	\$0.00
Special Event Income-Special Events	\$595,350.00	\$45,000.00	\$0.00	\$73,838.00	\$97,000.00	\$0.00	\$143,792.50



**Fresno's Chaffee Zoo Corporation**  
**Income Statement**  
 August 2018

	2018 Budget	August Budget	August Measure Z	August Actual	YTD Budget	YTD Measure Z	YTD Actual
Sponsorships	\$0.00	\$0.00	\$0.00	\$3,500.00	\$0.00	\$0.00	\$5,000.00
Sponsorships-Development	\$0.00	\$0.00	\$0.00	\$0.00	\$0.00	\$0.00	\$27,000.00
Sponsorships-Special Events	\$0.00	\$0.00	\$0.00	\$32.00	\$0.00	\$0.00	\$32.00
Sponsorships-Education	\$0.00	\$0.00	\$0.00	\$0.00	\$0.00	\$0.00	\$0.00
ZooLights 3D Glasses Income-Special Ev.	\$4,500.00	\$0.00	\$0.00	\$0.00	\$0.00	\$0.00	\$0.00
Special Event Income-Res	\$0.00	\$0.00	\$0.00	\$0.00	\$0.00	\$0.00	\$0.00
Sponsorships-Res	\$0.00	\$0.00	\$0.00	\$0.00	\$0.00	\$0.00	\$0.00
Sponsorships-Res-Marketing	\$0.00	\$0.00	\$0.00	\$0.00	\$0.00	\$0.00	\$0.00
Sponsorships-Res-Development	\$25,000.00	\$2,083.33	\$0.00	\$0.00	\$16,666.64	\$0.00	\$0.00
Sponsorships-Res-Special Events	\$90,500.00	\$0.00	\$0.00	\$15,000.00	\$20,000.00	\$0.00	\$37,500.00
Sponsorships-Res-Education	\$0.00	\$0.00	\$0.00	\$0.00	\$0.00	\$0.00	\$0.00
<b>Total Special Events</b>	<b>\$757,850.00</b>	<b>\$47,083.33</b>	<b>\$0.00</b>	<b>\$92,770.00</b>	<b>\$133,666.64</b>	<b>\$0.00</b>	<b>\$214,024.50</b>
<b>Stingray Exhibit</b>							
Stingray Admissions	\$0.00	\$0.00	\$0.00	\$0.00	\$0.00	\$0.00	\$0.00
Stingray Admissions-Education	\$298,550.00	\$20,898.50	\$0.00	\$14,343.00	\$200,028.50	\$0.00	\$189,607.00
Stingray Admissions-Visitor Services	\$0.00	\$0.00	\$0.00	\$0.00	\$0.00	\$0.00	\$0.00
Stingray Feeding Income	\$0.00	\$0.00	\$0.00	\$0.00	\$0.00	\$0.00	\$0.00
Stingray Feeding Income-Education	\$42,650.00	\$2,985.50	\$0.00	\$2,758.00	\$28,575.50	\$0.00	\$24,536.00
Stingray Feeding Income-Visitor Services	\$0.00	\$0.00	\$0.00	\$0.00	\$0.00	\$0.00	\$0.00
<b>Total Stingray Exhibit</b>	<b>\$341,200.00</b>	<b>\$23,884.00</b>	<b>\$0.00</b>	<b>\$17,101.00</b>	<b>\$228,604.00</b>	<b>\$0.00</b>	<b>\$214,143.00</b>
<b>Other</b>							
Biofacts	\$0.00	\$0.00	\$0.00	\$0.00	\$0.00	\$0.00	\$0.00
Elephant Painting Income	\$0.00	\$0.00	\$0.00	\$0.00	\$0.00	\$0.00	\$0.00
Enrichment Income	\$0.00	\$0.00	\$0.00	\$0.00	\$0.00	\$0.00	\$0.00
Fundraising Pins Income-Development	\$0.00	\$0.00	\$0.00	\$0.00	\$0.00	\$0.00	\$5.00
Orang Research Income	\$0.00	\$0.00	\$0.00	\$0.00	\$0.00	\$0.00	\$0.00
Photography Lab Income	\$0.00	\$0.00	\$0.00	\$0.00	\$0.00	\$0.00	\$0.00
Poster Income-Development	\$0.00	\$0.00	\$0.00	\$0.00	\$0.00	\$0.00	\$0.00
Sales of Animals	\$0.00	\$0.00	\$0.00	\$0.00	\$0.00	\$0.00	\$0.00

**Fresno's Chaffee Zoo Corporation**  
**Income Statement**  
August 2018

	2018 Budget	August Budget	August Measure Z	August Actual	YTD Budget	YTD Measure Z	YTD Actual
Sales of Animals-Animals	\$0.00	\$0.00	\$0.00	\$0.00	\$0.00	\$0.00	\$0.00
Special Project Income	\$0.00	\$0.00	\$0.00	\$0.00	\$0.00	\$0.00	\$0.00
Zoo Career Workshop Income	\$0.00	\$0.00	\$0.00	\$0.00	\$0.00	\$0.00	\$0.00
Interfund Transfer	\$0.00	\$0.00	\$0.00	\$0.00	\$0.00	\$0.00	\$170,400.91
Net Assets Released from Restrictions	\$0.00	\$0.00	\$0.00	\$0.00	\$0.00	\$0.00	\$0.00
Enrichment Income-Res-Development	\$0.00	\$0.00	\$0.00	\$370.00	\$0.00	\$0.00	\$13,870.00
Fundraising Pins Income-Res-Development	\$0.00	\$0.00	\$0.00	\$5.00	\$0.00	\$0.00	\$35.00
Orang Research Income-Res	\$0.00	\$0.00	\$0.00	\$0.00	\$0.00	\$0.00	\$0.00
Special Project Income-Res	\$0.00	\$0.00	\$0.00	\$0.00	\$0.00	\$0.00	\$0.00
Interfund Transfer-Res	\$0.00	\$0.00	\$0.00	\$0.00	\$0.00	\$0.00	(\$170,400.91)
Net Assets Released from Restrictions-R	\$0.00	\$0.00	\$0.00	\$0.00	\$0.00	\$0.00	\$0.00
Interfund Transfer-Perm	\$0.00	\$0.00	\$0.00	\$0.00	\$0.00	\$0.00	\$0.00
Net Assets Released from Restrictions-P	\$0.00	\$0.00	\$0.00	\$0.00	\$0.00	\$0.00	\$0.00
Miscellaneous Income	\$20,000.00	\$1,666.67	\$0.00	\$427.50	\$13,333.32	\$0.00	\$28,031.63
Miscellaneous Income-Visitor Services	\$0.00	\$0.00	\$0.00	\$0.00	\$0.00	\$0.00	\$0.00
Miscellaneous Income-Human Resource	\$0.00	\$0.00	\$0.00	\$0.00	\$0.00	\$0.00	\$12.80
Airbrush Tattoo Income	\$0.00	\$0.00	\$0.00	\$0.00	\$0.00	\$0.00	\$0.00
ATM Income	\$1,500.00	\$125.00	\$0.00	\$67.50	\$1,000.00	\$0.00	\$834.50
ATM Income-Administration	\$0.00	\$0.00	\$0.00	\$0.00	\$0.00	\$0.00	\$0.00
Parking Passes	\$0.00	\$0.00	\$0.00	\$0.00	\$0.00	\$0.00	\$0.00
Penny Press Income	\$14,000.00	\$1,166.67	\$0.00	\$630.50	\$9,333.32	\$0.00	\$6,758.00
Penny Press Income-Administration	\$0.00	\$0.00	\$0.00	\$0.00	\$0.00	\$0.00	\$0.00
Photo Machine Income	\$11,000.00	\$916.67	\$0.00	\$397.31	\$7,333.32	\$0.00	\$6,063.90
Photo Machine Income-Administration	\$0.00	\$0.00	\$0.00	\$0.00	\$0.00	\$0.00	\$0.00
Photo/Video Income-Marketing	\$0.00	\$0.00	\$0.00	\$0.00	\$0.00	\$0.00	\$0.00
Zoo Book Sales	\$0.00	\$0.00	\$0.00	\$0.00	\$0.00	\$0.00	\$0.00
Zoo Key Sales	\$0.00	\$0.00	\$0.00	\$0.00	\$0.00	\$0.00	\$0.00
Pay Loader Kiddie Ride	\$0.00	\$0.00	\$0.00	\$0.00	\$0.00	\$0.00	\$0.00
Vending Commission-Administration	\$37,500.00	\$2,625.00	\$0.00	\$2,083.11	\$25,125.00	\$0.00	\$36,437.99
Camel Rides							
Camel Rides	\$0.00	\$0.00	\$0.00	\$0.00	\$0.00	\$0.00	\$0.00

**Fresno's Chaffee Zoo Corporation**  
**Income Statement**  
August 2018

	2018 Budget	August Budget	August Measure Z	August Actual	YTD Budget	YTD Measure Z	YTD Actual
Total Camel Rides	\$0.00	\$0.00	\$0.00	\$0.00	\$0.00	\$0.00	\$0.00
Stroller/Wheelchair Rental							
Stroller/Wheelchair Rental Income	\$0.00	\$0.00	\$0.00	\$0.00	\$0.00	\$0.00	\$0.00
Total Stroller/Wheelchair Rental	\$0.00	\$0.00	\$0.00	\$0.00	\$0.00	\$0.00	\$0.00
Total Other	\$84,000.00	\$6,500.01	\$0.00	\$3,980.92	\$56,124.96	\$0.00	\$92,048.82
<b>Total Self-Generated Revenue</b>	<b>\$11,184,308.00</b>	<b>\$808,349.18</b>	<b>\$0.00</b>	<b>\$882,535.54</b>	<b>\$6,977,902.00</b>	<b>\$0.00</b>	<b>\$7,506,736.26</b>
City of Fresno							
City of Fresno	\$0.00	\$0.00	\$0.00	\$0.00	\$0.00	\$0.00	\$0.00
City of Fresno-Administration	\$0.00	\$0.00	\$0.00	\$0.00	\$0.00	\$0.00	\$0.00
City of Fresno-Res	\$0.00	\$0.00	\$0.00	\$0.00	\$0.00	\$0.00	\$0.00
Total City of Fresno	\$0.00	\$0.00	\$0.00	\$0.00	\$0.00	\$0.00	\$0.00
Measure Z-Capital Funds							
Measure Z Capital Income	\$0.00	\$0.00	\$0.00	\$237,606.40	\$0.00	\$0.00	\$1,047,291.40
Measure Z Capital Income-Res	\$0.00	\$0.00	\$0.00	\$0.00	\$0.00	\$0.00	\$0.00
Total Measure Z-Capital Funds	\$0.00	\$0.00	\$0.00	\$237,606.40	\$0.00	\$0.00	\$1,047,291.40
Measure Z Operating Funds							
Measure Z Operating Income	\$4,442,222.00	\$347,335.00	\$0.00	\$0.00	\$2,915,777.00	\$0.00	\$2,603,739.30
Measure Z Operating Income-Administr	\$0.00	\$0.00	\$0.00	\$0.00	\$0.00	\$0.00	\$0.00
Measure Z Operating Income-Res	\$0.00	\$0.00	\$0.00	\$0.00	\$0.00	\$0.00	\$0.00
Transfer to/from Related Org							
Transfer to/from Related Organization	\$0.00	\$0.00	\$0.00	\$0.00	\$0.00	\$0.00	\$0.00
Transfer to/from Related Organization-R	\$0.00	\$0.00	\$0.00	\$0.00	\$0.00	\$0.00	\$0.00
Transfer to/from Related Organization-P	\$0.00	\$0.00	\$0.00	\$0.00	\$0.00	\$0.00	\$0.00
Total Transfer to/from Related Org	\$0.00	\$0.00	\$0.00	\$0.00	\$0.00	\$0.00	\$0.00

# Fresno's Chaffee Zoo Corporation

## Income Statement

August 2018

✓ Ties to General Ledger

	2018 Budget	August Budget	August Measure Z	August Actual	YTD Budget	YTD Measure Z	YTD Actual
Total Measure Z Operating Funds	\$4,442,222.00	\$347,335.00	\$0.00	\$0.00	\$2,915,777.00	\$0.00	\$2,603,739.30
<b>TOTAL REVENUE</b>	<b>\$15,626,530.00</b>	<b>\$1,155,684.18</b>	<b>\$0.00</b>	<b>\$1,120,141.94</b>	<b>\$9,893,679.00</b>	<b>\$0.00</b>	<b>\$11,157,766.96</b>
<b>EXPENSES</b>							
<b>OPERATING EXPENSES</b>							
<b>Personnel Expenses</b>							
Administration							
Benefits-General	\$0.00	\$0.00	\$0.00	\$0.00	\$0.00	\$0.00	\$0.00
Benefits-Administration	\$130,004.14	\$15,210.52	\$0.00	\$11,413.07	\$89,464.96	\$0.00	\$79,725.02
Payroll Taxes	\$0.00	\$0.00	\$0.00	\$0.00	\$0.00	\$0.00	\$0.00
Payroll Taxes-Administration	\$64,335.41	\$7,527.24	\$0.00	\$7,234.50	\$44,273.69	\$0.00	\$41,551.76
Retirement Contribution-General	\$0.00	\$0.00	\$0.00	\$0.00	\$0.00	\$0.00	\$0.00
Retirement Contribution-Administration	\$18,082.91	\$2,115.72	\$0.00	\$1,620.17	\$12,444.13	\$0.00	\$10,145.81
Salaries-General	\$0.00	\$0.00	\$0.00	\$0.00	\$0.00	\$0.00	\$0.00
Salaries-Administration	\$885,444.24	\$103,596.98	\$0.00	\$96,540.50	\$609,336.17	\$0.00	\$562,928.29
Workers Comp-General	\$0.00	\$0.00	\$0.00	\$0.00	\$0.00	\$0.00	\$0.00
Workers Comp-Administration	\$5,675.31	\$664.01	\$0.00	\$600.68	\$3,905.57	\$0.00	\$316.97
Total Administration	<u>\$1,103,542.01</u>	<u>\$129,114.47</u>	<u>\$0.00</u>	<u>\$117,408.92</u>	<u>\$759,424.52</u>	<u>\$0.00</u>	<u>\$694,667.85</u>
Animal							
Benefits-Animal	\$390,431.59	\$44,899.66	✓ \$41,185.32	\$41,185.32	\$270,178.67	\$290,647.93	\$290,647.93
Payroll Taxes-Animal	\$174,076.55	\$20,018.85	✓ \$21,658.90	\$21,658.90	\$120,460.99	\$125,915.96	\$125,915.96
Retirement Contribution-Animal	\$52,887.12	\$6,082.02	✓ \$7,400.90	\$7,400.90	\$36,597.88	\$44,802.45	\$44,802.45
Salaries-Animal	\$2,397,736.52	\$275,961.01	✓ \$284,915.28	\$284,915.28	\$1,658,648.36	\$1,655,779.08	\$1,655,779.08
Workers Comp-Animal	\$194,784.22	\$22,400.23	✓ \$25,920.98	\$25,920.98	\$134,790.70	\$139,170.03	\$139,170.03
Total Animal	<u>\$3,209,916.00</u>	<u>\$369,361.77</u>	<u>\$381,081.38</u>	<u>2/ \$381,081.38</u>	<u>\$2,220,676.60</u>	<u>\$2,256,315.45</u>	<u>\$2,256,315.45</u>
Education							
Benefits-Education	\$74,068.36	\$8,517.90	\$0.00	\$8,672.83	\$51,255.32	\$0.00	\$63,502.69
Benefits-Volunteer	\$0.00	\$0.00	\$0.00	\$0.00	\$0.00	\$0.00	\$0.00

**Fresno's Chaffee Zoo Corporation**  
**Income Statement**  
 August 2018

	2018 Budget	August Budget	August Measure Z	August Actual	YTD Budget	YTD Measure Z	YTD Actual
Payroll Taxes-Education	\$67,653.89	\$7,780.20	\$0.00	\$8,442.55	\$46,816.49	\$0.00	\$47,264.35
Payroll Taxes-Volunteer	\$0.00	\$0.00	\$0.00	\$0.00	\$0.00	\$0.00	\$0.00
Retirement Contribution-Education	\$9,511.43	\$1,093.82	\$0.00	\$1,140.38	\$6,581.91	\$0.00	\$6,420.28
Salaries-Education	\$749,089.21	\$86,145.26	\$0.00	\$101,100.29	\$518,369.73	\$0.00	\$600,653.30
Salaries-Volunteer	\$0.00	\$0.00	\$0.00	\$0.00	\$0.00	\$0.00	\$0.00
Workers Comp-Education	\$60,881.11	\$7,001.33	\$0.00	\$8,088.54	\$42,129.71	\$0.00	\$44,673.89
Workers Comp-Volunteer	\$0.00	\$0.00	\$0.00	\$0.00	\$0.00	\$0.00	\$0.00
<b>Total Education</b>	<b>\$961,204.00</b>	<b>\$110,538.51</b>	<b>\$0.00</b>	<b>\$127,444.59</b>	<b>\$665,153.16</b>	<b>\$0.00</b>	<b>\$762,514.51</b>
<b>Maintenance/Horticulture</b>							
Benefits-Maintenance	\$93,353.70	\$10,735.72	\$0.00	\$8,584.27	\$64,600.78	\$0.00	\$68,280.95
Benefits-Horticulture	\$58,480.33	\$6,725.24	\$0.00	\$4,325.46	\$40,468.37	\$0.00	\$35,124.16
Payroll Taxes-Maintenance	\$33,461.66	\$3,848.09	\$0.00	\$3,750.27	\$23,155.46	\$0.00	\$21,542.58
Payroll Taxes-Horticulture	\$18,563.36	\$2,134.79	\$0.00	\$1,868.95	\$12,845.84	\$0.00	\$11,050.39
Retirement Contribution-Maintenance	\$5,011.40	\$576.31	\$0.00	\$991.75	\$3,467.88	\$0.00	\$6,267.37
Retirement Contribution-Horticulture	\$4,457.29	\$512.60	\$0.00	\$176.98	\$3,084.45	\$0.00	\$1,564.59
Salaries-Maintenance	\$393,266.43	\$45,225.64	\$0.00	\$49,121.80	\$272,140.35	\$0.00	\$282,400.94
Salaries-Horticulture	\$247,411.43	\$28,452.32	\$0.00	\$22,823.09	\$171,208.71	\$0.00	\$142,842.15
Workers Comp-Maintenance	\$31,791.81	\$3,656.06	\$0.00	\$4,580.62	\$21,999.93	\$0.00	\$24,301.03
Workers Comp-Horticulture	\$21,087.59	\$2,425.12	\$0.00	\$2,095.27	\$14,592.63	\$0.00	\$12,243.12
<b>Total Maintenance/Horticulture</b>	<b>\$906,885.00</b>	<b>\$104,291.89</b>	<b>\$0.00</b>	<b>\$98,318.46</b>	<b>\$627,564.40</b>	<b>\$0.00</b>	<b>\$605,617.28</b>
<b>Mem/Dev/Marketing</b>							
Benefits-Marketing	\$30,279.06	\$3,482.09	\$0.00	\$821.04	\$20,953.10	\$0.00	\$6,349.92
Benefits-Membership	\$15,112.98	\$1,737.99	\$0.00	\$781.45	\$10,458.18	\$0.00	\$7,275.59
Benefits-Development	\$19,252.17	\$2,214.00	\$0.00	\$1,661.52	\$13,322.49	\$0.00	\$12,413.82
Benefits-Special Event	\$32,800.31	\$3,772.07	\$0.00	\$3,539.99	\$22,697.83	\$0.00	\$18,477.92
Payroll Taxes-Marketing	\$10,362.04	\$1,191.63	\$0.00	\$1,211.71	\$7,170.52	\$0.00	\$6,936.59
Payroll Taxes-Membership	\$8,357.74	\$961.14	\$0.00	\$1,097.05	\$5,783.54	\$0.00	\$6,617.75
Payroll Taxes-Development	\$8,336.95	\$958.75	\$0.00	\$1,056.24	\$5,769.15	\$0.00	\$6,041.72
Payroll Taxes-Special Events	\$18,358.32	\$2,111.21	\$0.00	\$2,547.64	\$12,703.96	\$0.00	\$15,408.10

# Fresno's Chaffee Zoo Corporation

## Income Statement

✓ Ties to General Ledger

August 2018

	2018 Budget	August Budget	August Measure Z	August Actual	YTD Budget	YTD Measure Z	YTD Actual
Retirement Contribution-Marketing	\$4,383.69	\$504.17	\$0.00	\$510.83	\$3,033.53	\$0.00	\$2,923.92
Retirement Contribution-Membership	\$3,985.10	\$458.31	\$0.00	\$432.33	\$2,757.70	\$0.00	\$2,427.05
Retirement Contribution-Development	\$3,947.33	\$453.99	\$0.00	\$603.82	\$2,731.57	\$0.00	\$3,328.44
Retirement Contribution-Special Event	\$2,842.25	\$326.89	\$0.00	\$289.28	\$1,966.85	\$0.00	\$2,885.07
Salaries-Marketing	\$140,211.85	\$16,124.39	\$0.00	\$15,837.82	\$97,026.61	\$0.00	\$90,667.58
Salaries-Membership	\$112,501.84	\$12,937.73	\$0.00	\$14,344.95	\$77,851.28	\$0.00	\$86,534.42
Salaries-Development	\$118,968.03	\$13,681.32	\$0.00	\$13,960.35	\$82,325.87	\$0.00	\$80,105.43
Salaries-Special Events	\$252,426.24	\$29,029.02	\$0.00	\$32,840.41	\$174,678.96	\$0.00	\$196,930.03
Workers Comp-Marketing	\$1,208.44	\$138.97	\$0.00	\$123.75	\$836.24	\$0.00	\$83.69
Workers Comp-Membership	\$697.57	\$80.25	\$0.00	\$84.63	\$482.73	\$0.00	\$92.08
Workers Comp-Development	\$701.20	\$80.66	\$0.00	\$98.79	\$485.24	\$0.00	\$9.99
Workers Comp-Special Events	\$20,558.68	\$2,364.25	\$0.00	\$1,968.33	\$14,226.60	\$0.00	\$13,804.42
<b>Total Mem/Dev/Marketing</b>	<b>\$805,291.79</b>	<b>\$92,608.83</b>	<b>\$0.00</b>	<b>\$93,811.93</b>	<b>\$557,261.95</b>	<b>\$0.00</b>	<b>\$559,313.53</b>
<b>Operations</b>							
Benefits-Operations	\$14,322.00	\$1,647.07	\$0.00	\$1,185.70	\$9,910.84	\$0.00	\$9,257.08
Payroll Taxes-Operations	\$6,061.47	\$697.10	\$0.00	\$650.04	\$4,194.55	\$0.00	\$3,881.84
Retirement Contribution-Operations	\$3,323.31	\$382.23	\$0.00	\$350.49	\$2,299.75	\$0.00	\$2,093.40
Salaries-Operations	\$87,419.01	\$10,053.22	\$0.00	\$8,632.32	\$60,493.97	\$0.00	\$51,561.05
Workers Comp-Operations	\$7,108.21	\$817.47	\$0.00	\$809.67	\$4,918.89	\$0.00	\$4,476.69
<b>Total Operations</b>	<b>\$118,234.00</b>	<b>\$13,597.09</b>	<b>\$0.00</b>	<b>\$11,628.22</b>	<b>\$81,818.00</b>	<b>\$0.00</b>	<b>\$71,270.06</b>
<b>Veterinary</b>							
Benefits-Veterinary	\$43,407.26	\$4,991.83	✓ \$3,492.67	\$3,492.67	\$30,037.82	\$29,546.67	\$29,546.67
Payroll Taxes-Veterinary	\$21,768.44	\$2,503.37	✓ \$2,500.92	\$2,500.92	\$15,063.76	\$12,271.23	\$12,271.23
Retirement Contribution-Veterinary	\$6,663.95	\$766.35	✓ \$574.25	\$574.25	\$4,464.83	\$3,358.30	\$3,358.30
Salaries-Veterinary	\$267,558.73	\$30,769.28	✓ \$32,817.79	\$32,817.79	\$185,150.65	\$157,170.15	\$157,170.15
Workers Comp-Veterinary	\$23,407.62	\$2,691.88	✓ \$3,048.48	\$3,048.48	\$16,198.06	\$13,542.61	\$13,542.61
<b>Total Veterinary</b>	<b>\$362,806.00</b>	<b>\$41,722.71</b>	<b>\$42,434.11</b> ✓	<b>\$42,434.11</b> 2/	<b>\$250,915.12</b>	<b>\$215,888.96</b>	<b>\$215,888.96</b>
<b>Visitor Services</b>							

2018-8 Page 15 of 64

**Fresno's Chaffee Zoo Corporation**  
**Income Statement**  
 August 2018

	2018 Budget	August Budget	August Measure Z	August Actual	YTD Budget	YTD Measure Z	YTD Actual
Benefits-Security	\$24,341.51	\$2,809.01	\$0.00	\$2,365.52	\$16,852.11	\$0.00	\$15,498.03
Benefits-Visitor Services	\$39,491.99	\$4,557.41	\$0.00	\$4,738.99	\$27,341.11	\$0.00	\$37,694.56
Payroll Taxes-Security	\$20,777.56	\$2,397.73	\$0.00	\$2,781.26	\$14,384.72	\$0.00	\$14,833.50
Payroll Taxes-Visitor Services	\$38,875.56	\$4,486.24	\$0.00	\$3,800.55	\$26,914.32	\$0.00	\$20,401.92
Retirement Contribution-Security	\$3,270.11	\$377.37	\$0.00	\$444.09	\$2,263.95	\$0.00	\$2,246.82
Retirement Contribution-Visitor Services	\$5,442.64	\$628.08	\$0.00	\$621.21	\$3,768.04	\$0.00	\$3,719.97
Salaries-Security	\$254,469.10	\$29,365.77	\$0.00	\$36,354.83	\$176,174.06	\$0.00	\$193,986.71
Salaries-Visitor Services	\$364,007.41	\$42,006.46	\$0.00	\$39,339.95	\$252,009.61	\$0.00	\$257,476.90
Workers Comp-Security	\$20,829.61	\$2,403.77	\$0.00	\$3,332.65	\$14,420.77	\$0.00	\$16,416.39
Workers Comp-Visitor Services	\$30,851.53	\$3,560.27	\$0.00	\$3,641.48	\$21,359.13	\$0.00	\$22,169.89
<b>Total</b>	<b>\$802,357.02</b>	<b>\$92,592.11</b>	<b>\$0.00</b>	<b>\$97,420.53</b>	<b>\$555,487.82</b>	<b>\$0.00</b>	<b>\$584,444.69</b>
<b>Total Personnel Expenses</b>	<b>\$8,270,235.82</b>	<b>\$953,827.38</b>	<b>\$423,515.49</b>	<b>\$969,548.14</b>	<b>\$5,718,301.57</b>	<b>\$2,472,204.41</b>	<b>\$5,750,032.33</b>
<b>Other Expenses</b>							
Advertising							
Advertising	\$0.00	\$0.00	\$0.00	\$0.00	\$0.00	\$0.00	\$0.00
Advertising-Marketing	\$375,600.00	\$31,300.00	\$0.00	\$34,804.41	\$250,400.00	\$0.00	\$153,205.01
Advertising-Membership	\$900.00	\$75.00	\$0.00	\$0.00	\$600.00	\$0.00	\$394.25
Advertising-Development	\$1,600.00	\$133.33	\$0.00	\$0.00	\$1,066.64	\$0.00	\$0.00
Advertising-Special Events	\$9,400.00	\$41.67	\$0.00	\$0.00	\$3,233.32	\$0.00	\$74.08
Advertising-Education	\$9,000.00	\$750.00	\$0.00	\$0.00	\$6,000.00	\$0.00	\$5,712.00
Advertising-Visitor Services	\$0.00	\$0.00	\$0.00	\$0.00	\$0.00	\$0.00	\$0.00
Advertising-Administration	\$1,200.00	\$100.00	\$0.00	\$0.00	\$800.00	\$0.00	\$0.00
Advertising-Information Technology	\$0.00	\$0.00	\$0.00	\$0.00	\$0.00	\$0.00	\$0.00
<b>Total Advertising</b>	<b>\$397,700.00</b>	<b>\$32,400.00</b>	<b>\$0.00</b>	<b>\$34,804.41</b>	<b>\$262,099.96</b>	<b>\$0.00</b>	<b>\$159,385.34</b>
Animal Services							
Animal Acquisitions	\$0.00	\$0.00	\$0.00	\$0.00	\$0.00	\$0.00	\$0.00
Animal Acquisitions-Animal	\$7,000.00	\$539.00	\$0.00	\$1,745.00	\$4,578.00	\$0.00	\$39,395.00
Animal Acquisitions-Education	\$0.00	\$0.00	\$0.00	\$0.00	\$0.00	\$0.00	\$0.00
Animal Enrichments	\$0.00	\$0.00	\$0.00	\$0.00	\$0.00	\$0.00	\$0.00

# Fresno's Chaffee Zoo Corporation

## Income Statement

### August 2018

✓ Ties to General Ledger

	2018 Budget	August Budget	August Measure Z	August Actual	YTD Budget	YTD Measure Z	YTD Actual
Animal Enrichments-Animal	\$7,000.00	\$583.33	\$0.00	\$119.83	\$4,666.64	\$0.00	\$4,540.11
Animal Feed	\$0.00	\$0.00	\$0.00	\$0.00	\$0.00	\$0.00	\$0.00
Animal Feed-Animal	\$420,000.00	\$35,000.00	✓ \$23,902.23	\$23,902.23	\$280,000.00	\$244,546.24	\$244,546.24
Animal Feed-Education	\$20,000.00	\$1,666.67	\$0.00	\$1,078.25	\$13,333.32	\$0.00	\$13,965.20
Animal Shipping (Only)	\$0.00	\$0.00	\$0.00	\$0.00	\$0.00	\$0.00	\$0.00
Animal Shipping-Animal	\$105,000.00	\$5,000.00	\$0.00	\$171.15	\$81,500.00	\$0.00	\$19,313.21
Antivenin	\$0.00	\$0.00	\$0.00	\$0.00	\$0.00	\$0.00	\$0.00
Antivenin-Animal	\$3,000.00	\$250.00	\$0.00	\$1,216.00	\$2,000.00	\$0.00	\$1,259.27
<b>Total Animal Services</b>	<b>\$562,000.00</b>	<b>\$43,039.00</b>	<b>\$23,902.23</b>	<b>\$28,232.46</b>	<b>\$386,077.96</b>	<b>\$244,546.24</b>	<b>\$323,019.03</b>
<b>Computer/Software</b>							
Computer Maint Agrmt	\$2,600.00	\$216.67	\$0.00	\$448.50	\$1,733.32	\$0.00	\$1,305.50
Computer Maint Agrmt-Maintenance	\$6,500.00	\$541.67	\$0.00	\$0.00	\$4,333.32	\$0.00	\$0.00
Computer Maint Agrmt-Animals	\$0.00	\$0.00	\$0.00	\$0.00	\$0.00	\$0.00	\$0.00
Computer Maint Agrmt-Marketing	\$0.00	\$0.00	\$0.00	\$0.00	\$0.00	\$0.00	\$2,800.00
Computer Maint Agrmt-Membership	\$10,600.00	\$883.33	\$0.00	\$196.00	\$7,066.64	\$0.00	\$1,372.00
Computer Maint Agrmt-Special Events	\$0.00	\$0.00	\$0.00	\$65.33	\$0.00	\$0.00	\$457.31
Computer Maint Agrmt-Education	\$4,200.00	\$350.00	\$0.00	\$261.32	\$2,800.00	\$0.00	\$1,829.24
Computer Maint Agrmt-Volunteer	\$0.00	\$0.00	\$0.00	\$0.00	\$0.00	\$0.00	\$0.00
Computer Maint Agrmt-Security	\$0.00	\$0.00	\$0.00	\$0.00	\$0.00	\$0.00	\$0.00
Computer Maint Agrmt-Visitor Services	\$20,000.00	\$1,666.67	\$0.00	\$653.32	\$13,333.32	\$0.00	\$5,749.21
Computer Maint Agrmt-Administration	\$8,750.00	\$729.17	\$0.00	\$1,135.14	\$5,833.32	\$0.00	\$9,081.12
Computer Maint Agrmt-Human Resourc	\$6,000.00	\$500.00	\$0.00	\$0.00	\$4,000.00	\$0.00	\$6,650.00
Computer Maint Agrmt-Finance	\$0.00	\$0.00	\$0.00	\$0.00	\$0.00	\$0.00	\$0.00
Computer Hardware	\$3,500.00	\$291.67	\$0.00	\$0.00	\$2,333.32	\$0.00	\$4,744.79
Computer Hardware-Maintenance	\$1,500.00	\$0.00	\$0.00	\$0.00	\$1,500.00	\$0.00	\$0.00
Computer Hardware-Horticulture	\$0.00	\$0.00	\$0.00	\$0.00	\$0.00	\$0.00	\$0.00
Computer Hardware-Animal	\$2,000.00	\$166.67	\$0.00	\$0.00	\$1,333.32	\$0.00	\$1,877.06
Computer Hardware-Marketing	\$6,000.00	\$500.00	\$0.00	\$0.00	\$4,000.00	\$0.00	\$0.00
Computer Hardware-Membership	\$1,000.00	\$83.33	\$0.00	\$0.00	\$666.64	\$0.00	\$0.00
Computer Hardware-Development	\$500.00	\$41.67	\$0.00	\$0.00	\$333.32	\$0.00	\$0.00



**Fresno's Chaffee Zoo Corporation**  
**Income Statement**  
 August 2018

	2018 Budget	August Budget	August Measure Z	August Actual	YTD Budget	YTD Measure Z	YTD Actual
Computer Hardware-Special Events	\$0.00	\$0.00	\$0.00	\$0.00	\$0.00	\$0.00	\$0.00
Computer Hardware-Education	\$3,000.00	\$250.00	\$0.00	\$0.00	\$2,000.00	\$0.00	\$1,102.80
Computer Hardware-Volunteer	\$1,000.00	\$83.33	\$0.00	\$0.00	\$666.64	\$0.00	\$0.00
Computer Hardware-Veterinary	\$0.00	\$0.00	\$0.00	\$0.00	\$0.00	\$0.00	\$590.04
Computer Hardware-Security	\$0.00	\$0.00	\$0.00	\$0.00	\$0.00	\$0.00	\$0.00
Computer Hardware-Visitor Services	\$1,000.00	\$83.33	\$0.00	\$120.60	\$666.64	\$0.00	\$120.60
Computer Hardware-Administration	\$2,500.00	\$208.33	\$0.00	\$0.00	\$1,666.64	\$0.00	\$614.33
Computer Hardware-Human Resources	\$2,500.00	\$0.00	\$0.00	\$0.00	\$2,500.00	\$0.00	\$1,245.16
Computer Hardware	\$0.00	\$0.00	\$0.00	\$0.00	\$0.00	\$0.00	\$724.27
Computer Software/Supplies	\$3,000.00	\$250.00	\$0.00	\$0.00	\$2,000.00	\$0.00	\$250.00
Computer Software/Supplies-Maintenan	\$10,000.00	\$833.33	\$0.00	\$0.00	\$6,666.64	\$0.00	\$0.00
Computer Software/Supplies-Horticultur	\$0.00	\$0.00	\$0.00	\$0.00	\$0.00	\$0.00	\$0.00
Computer Software/Supplies-Animal	\$1,000.00	\$83.33	\$0.00	\$0.00	\$666.64	\$0.00	\$247.50
Computer Software/Supplies-Marketing	\$3,000.00	\$250.00	\$0.00	\$0.00	\$2,000.00	\$0.00	\$0.00
Computer Software/Supplies-Membersh	\$600.00	\$50.00	\$0.00	\$0.00	\$400.00	\$0.00	\$0.00
Computer Software/Supplies-Developme	\$1,500.00	\$125.00	\$0.00	\$349.99	\$1,000.00	\$0.00	\$349.99
Computer Software/Supplies-Education	\$900.00	\$75.00	\$0.00	\$0.00	\$600.00	\$0.00	\$387.99
Computer Software/Supplies-Volunteer	\$700.00	\$58.33	\$0.00	\$0.00	\$466.64	\$0.00	\$0.00
Computer Software/Supplies-Veterinary	\$2,000.00	\$166.67	\$0.00	\$0.00	\$1,333.32	\$0.00	\$36.39
Computer Software/Supplies-Security	\$1,500.00	\$125.00	\$0.00	\$0.00	\$1,000.00	\$0.00	\$0.00
Computer Software/Supplies-Visitor Sen	\$420.00	\$35.00	\$0.00	\$0.00	\$280.00	\$0.00	(\$166.50)
Computer Software/Supplies-Administra	\$16,000.00	\$0.00	\$0.00	\$43.15	\$8,000.00	\$0.00	\$8,701.15
Computer Software/Supplies-Human Re:	\$4,000.00	\$0.00	\$0.00	\$0.00	\$4,000.00	\$0.00	\$900.00
<b>Total Computer/Software</b>	<b>\$127,770.00</b>	<b>\$8,647.50</b>	<b>\$0.00</b>	<b>\$3,273.35</b>	<b>\$85,179.68</b>	<b>\$0.00</b>	<b>\$50,969.95</b>
<b>Conservation</b>							
Conservation	\$0.00	\$0.00	\$0.00	\$0.00	\$0.00	\$0.00	\$0.00
Conservation-Animal	\$250,000.00	\$20,833.33	\$0.00	\$0.00	\$166,666.64	\$0.00	\$0.00
Conservation-Development	\$0.00	\$0.00	\$0.00	\$0.00	\$0.00	\$0.00	\$0.00
Conservation-Education	\$0.00	\$0.00	\$0.00	\$0.00	\$0.00	\$0.00	\$0.00
<b>Total Conservation</b>	<b>\$250,000.00</b>	<b>\$20,833.33</b>	<b>\$0.00</b>	<b>\$0.00</b>	<b>\$166,666.64</b>	<b>\$0.00</b>	<b>\$0.00</b>

**Fresno's Chaffee Zoo Corporation**  
**Income Statement**  
 August 2018

	2018 Budget	August Budget	August Measure Z	August Actual	YTD Budget	YTD Measure Z	YTD Actual
<b>Contracted Services</b>							
Consultant Fees	\$4,000.00	\$333.33	\$0.00	\$0.00	\$2,666.64	\$0.00	\$0.00
Consultant Fees-Maintenance	\$0.00	\$0.00	\$0.00	\$0.00	\$0.00	\$0.00	\$2,325.00
Consultant Fees-Horticulture	\$10,500.00	\$875.00	\$0.00	\$0.00	\$7,000.00	\$0.00	\$630.00
Consultant Fees-Animal	\$15,000.00	\$1,250.00	\$0.00	\$0.00	\$10,000.00	\$0.00	\$2,821.19
Consultant Fees-Special Events	\$0.00	\$0.00	\$0.00	\$0.00	\$0.00	\$0.00	\$0.00
Consultant Fees-Education	\$1,000.00	\$83.33	\$0.00	\$0.00	\$666.64	\$0.00	\$0.00
Consultant Fees-Veterinary	\$15,000.00	\$1,250.00	\$0.00	\$0.00	\$10,000.00	\$0.00	\$3,586.12
Consultant Fees-Security	\$0.00	\$0.00	\$0.00	\$0.00	\$0.00	\$0.00	\$0.00
Consultant Fees-Visitor Services	\$0.00	\$0.00	\$0.00	\$0.00	\$0.00	\$0.00	\$0.00
Consultant Fees-Administration	\$0.00	\$0.00	\$0.00	\$0.00	\$0.00	\$0.00	\$0.00
Consultant Fees-Human Resources	\$0.00	\$0.00	\$0.00	\$0.00	\$0.00	\$0.00	\$3,447.96
Consultant Fees-Capital Projects	\$0.00	\$0.00	\$0.00	\$0.00	\$0.00	\$0.00	\$0.00
Contracted Services	\$30,000.00	\$1,000.00	\$0.00	\$4,168.75	\$26,000.00	\$0.00	\$25,558.75
Contracted Services-Maintenance	\$60,000.00	\$5,000.00	\$0.00	\$11,823.30	\$40,000.00	\$0.00	\$25,707.48
Contracted Services-Horticulture	\$15,000.00	\$1,250.00	\$0.00	\$15,865.06	\$10,000.00	\$0.00	\$38,237.86
Contracted Services-Animal	\$20,000.00	\$1,666.67	\$0.00	\$5,191.36	\$13,333.32	\$0.00	\$9,354.59
Contracted Services-Marketing	\$27,850.00	\$2,320.83	\$0.00	\$183.83	\$18,566.64	\$0.00	\$8,349.56
Contracted Services-Membership	\$9,500.00	\$791.67	\$0.00	\$2,783.45	\$6,333.32	\$0.00	\$5,451.98
Contracted Services-Development	\$0.00	\$0.00	\$0.00	\$10,000.00	\$0.00	\$0.00	\$10,111.44
Contracted Services-Special Events	\$53,800.00	\$17,325.00	\$0.00	\$2,089.21	\$30,199.96	\$0.00	\$25,707.04
Contracted Services-Education	\$3,000.00	\$250.00	\$0.00	\$342.66	\$2,000.00	\$0.00	\$1,435.46
Contracted Services-Volunteer	\$0.00	\$0.00	\$0.00	\$0.00	\$0.00	\$0.00	\$0.00
Contracted Services-Veterinary	\$0.00	\$0.00	\$0.00	\$0.00	\$0.00	\$0.00	\$23,613.27
Contracted Services-Security	\$4,000.00	\$333.33	\$0.00	\$583.38	\$2,666.64	\$0.00	\$6,082.16
Contracted Services-Visitor Services	\$257,000.00	\$21,416.67	\$0.00	\$23,013.83	\$171,333.32	\$0.00	\$184,568.22
Contracted Services-Administration	\$1,600.00	\$133.33	\$0.00	\$130.89	\$1,066.64	\$0.00	\$8,690.09
Contracted Services-Information Techno	\$60,000.00	\$5,000.00	\$0.00	\$5,000.00	\$40,000.00	\$0.00	\$48,623.28
Contracted Services-Human Resources	\$3,750.00	\$0.00	\$0.00	\$0.00	\$250.00	\$0.00	\$250.00
Contracted Services-Capital Projects	\$0.00	\$0.00	\$0.00	\$0.00	\$0.00	\$0.00	\$0.00

**Fresno's Chaffee Zoo Corporation**  
**Income Statement**  
August 2018

	2018 Budget	August Budget	August Measure Z	August Actual	YTD Budget	YTD Measure Z	YTD Actual
Contracted Services-Operations	\$0.00	\$0.00	\$0.00	\$77.07	\$0.00	\$0.00	\$318.64
Security Services	\$0.00	\$0.00	\$0.00	\$0.00	\$0.00	\$0.00	\$0.00
Security Services-Maintenance	\$1,750.00	\$145.83	\$0.00	\$105.00	\$1,166.64	\$0.00	\$840.00
Security Services-Horticulture	\$0.00	\$0.00	\$0.00	\$0.00	\$0.00	\$0.00	\$0.00
Security Services-Animal	\$1,700.00	\$141.67	\$0.00	\$137.00	\$1,133.32	\$0.00	\$1,096.00
Security Services-Marketing	\$500.00	\$41.67	\$0.00	\$54.60	\$333.32	\$0.00	\$436.80
Security Services-Development	\$0.00	\$0.00	\$0.00	\$0.00	\$0.00	\$0.00	\$40.00
Security Services-Special Events	\$16,450.00	\$1,533.33	\$0.00	\$483.75	\$7,516.64	\$0.00	\$6,392.25
Security Services-Education	\$3,000.00	\$250.00	\$0.00	\$218.40	\$2,000.00	\$0.00	\$1,747.20
Security Services-Veterinary	\$1,800.00	\$150.00	\$0.00	\$126.00	\$1,200.00	\$0.00	\$1,008.00
Security Services-Security	\$6,100.00	\$508.33	\$0.00	\$0.00	\$4,066.64	\$0.00	\$1,620.00
Security Services-Visitor Services	\$9,200.00	\$766.67	\$0.00	\$432.00	\$6,133.32	\$0.00	\$7,696.00
Security Services-Administration	\$1,350.00	\$112.50	\$0.00	\$112.00	\$900.00	\$0.00	\$896.00
<b>Total Contracted Services</b>	<b>\$632,850.00</b>	<b>\$63,929.16</b>	<b>\$0.00</b>	<b>\$82,921.54</b>	<b>\$416,533.00</b>	<b>\$0.00</b>	<b>\$456,642.34</b>
<b>Depreciation Expense</b>							
Depreciation - Misc	\$0.00	\$0.00	\$0.00	\$0.00	\$0.00	\$0.00	\$0.00
Depreciation Land	\$0.00	\$0.00	\$0.00	\$0.00	\$0.00	\$0.00	\$0.00
Depreciation Grounds	\$0.00	\$0.00	\$0.00	\$0.00	\$0.00	\$0.00	\$0.00
Depreciation Exhibits	\$0.00	\$0.00	\$0.00	\$0.00	\$0.00	\$0.00	\$0.00
Depreciation Buildings and Structures	\$0.00	\$0.00	\$0.00	\$0.00	\$0.00	\$0.00	\$0.00
Depreciation Buildings and Structures-Animal	\$0.00	\$0.00	\$0.00	\$0.00	\$0.00	\$0.00	\$0.00
Depreciation Buildings and Structures-Education	\$4,000.00	\$333.33	\$0.00	\$290.50	\$2,666.64	\$0.00	\$2,324.00
Depreciation Buildings and Structures-Veterinary	\$10,000.00	\$833.33	\$0.00	\$725.21	\$6,666.64	\$0.00	\$5,801.68
Depreciation Furniture	\$0.00	\$0.00	\$0.00	\$0.00	\$0.00	\$0.00	\$0.00
Depreciation Vehicles	\$0.00	\$0.00	\$0.00	\$2,673.40	\$0.00	\$0.00	\$21,387.20
Depreciation Vehicles-Administration	\$0.00	\$0.00	\$0.00	\$0.00	\$0.00	\$0.00	\$0.00
Depreciation Zoo Equipment	\$0.00	\$0.00	\$0.00	\$0.00	\$0.00	\$0.00	\$0.00
Depreciation Zoo Equipment-Animal	\$0.00	\$0.00	\$0.00	\$0.00	\$0.00	\$0.00	\$0.00
Depreciation Zoo Equipment-Special Events	\$0.00	\$0.00	\$0.00	\$0.00	\$0.00	\$0.00	\$0.00
Depreciation Zoo Equipment-Education	\$0.00	\$0.00	\$0.00	\$0.00	\$0.00	\$0.00	\$0.00

**Fresno's Chaffee Zoo Corporation**  
**Income Statement**  
 August 2018

	2018 Budget	August Budget	August Measure Z	August Actual	YTD Budget	YTD Measure Z	YTD Actual
Depreciation Zoo Equipment-Veterinary	\$0.00	\$0.00	\$0.00	\$0.00	\$0.00	\$0.00	\$0.00
Depreciation Zoo Equipment-Administra	\$450,000.00	\$37,500.00	\$0.00	\$34,977.61	\$300,000.00	\$0.00	\$279,820.88
Depreciation Sea Lion Cove	\$0.00	\$0.00	\$0.00	\$0.00	\$0.00	\$0.00	\$0.00
Depreciation - Utilities	\$0.00	\$0.00	\$0.00	\$0.00	\$0.00	\$0.00	\$0.00
Depreciation - African Adventure	\$0.00	\$0.00	\$0.00	\$0.00	\$0.00	\$0.00	\$0.00
<b>Total Depreciation Expense</b>	<b>\$464,000.00</b>	<b>\$38,666.66</b>	<b>\$0.00</b>	<b>\$38,666.72</b>	<b>\$309,333.28</b>	<b>\$0.00</b>	<b>\$309,333.76</b>
<b>Dues</b>							
Dues	\$37,000.00	\$3,083.33	\$0.00	\$1,642.17	\$24,666.64	\$0.00	\$16,783.36
Dues-Maintenance	\$0.00	\$0.00	\$0.00	\$0.00	\$0.00	\$0.00	\$0.00
Dues-Horticulture	\$350.00	\$29.17	\$0.00	\$0.00	\$233.32	\$0.00	\$0.00
Dues-Animal	\$1,000.00	\$83.33	\$0.00	\$0.00	\$666.64	\$0.00	\$0.00
Dues-Marketing	\$1,000.00	\$83.33	\$0.00	\$0.00	\$666.64	\$0.00	\$377.50
Dues-Membership	\$0.00	\$0.00	\$0.00	\$0.00	\$0.00	\$0.00	\$0.00
Dues-Development	\$0.00	\$0.00	\$0.00	\$0.00	\$0.00	\$0.00	\$2,154.10
Dues-Special Events	\$120.00	\$10.00	\$0.00	\$0.00	\$80.00	\$0.00	\$0.00
Dues-Education	\$200.00	\$16.67	\$0.00	\$0.00	\$133.32	\$0.00	\$80.00
Dues-Volunteer	\$50.00	\$4.17	\$0.00	\$0.00	\$33.32	\$0.00	\$48.00
Dues-Veterinary	\$2,800.00	\$0.00	\$0.00	\$0.00	\$2,050.00	\$0.00	\$1,294.00
Dues-Security	\$0.00	\$0.00	\$0.00	\$0.00	\$0.00	\$0.00	\$0.00
Dues-Visitor Services	\$5,500.00	\$458.33	\$0.00	\$0.00	\$3,666.64	\$0.00	\$4,818.36
Dues-Administration	\$2,500.00	\$208.33	\$0.00	\$0.00	\$1,666.64	\$0.00	\$767.00
Dues-Human Resources	\$400.00	\$0.00	\$0.00	\$20.00	\$0.00	\$0.00	\$20.00
Dues-Operations	\$150.00	\$12.50	\$0.00	\$0.00	\$100.00	\$0.00	\$0.00
<b>Total Dues</b>	<b>\$51,070.00</b>	<b>\$3,989.16</b>	<b>\$0.00</b>	<b>\$1,662.17</b>	<b>\$33,963.16</b>	<b>\$0.00</b>	<b>\$26,342.32</b>
<b>Equipment</b>							
Equipment Lease/Rental	\$0.00	\$0.00	\$0.00	\$0.00	\$0.00	\$0.00	\$0.00
Equipment Lease/Rental-Maintenance	\$50,300.00	\$4,191.67	\$0.00	\$5,104.40	\$33,533.32	\$0.00	\$71,574.15
Equipment Lease/Rental-Horticulture	\$9,500.00	\$791.67	\$0.00	\$853.49	\$6,333.32	\$0.00	\$853.49
Equipment Lease/Rental-Animal	\$2,000.00	\$166.67	\$0.00	\$228.93	\$1,333.32	\$0.00	\$1,475.22

**Fresno's Chaffee Zoo Corporation**  
**Income Statement**  
August 2018

	2018 Budget	August Budget	August Measure Z	August Actual	YTD Budget	YTD Measure Z	YTD Actual
Equipment Lease/Rental-Marketing	\$14,000.00	\$1,166.67	\$0.00	\$0.00	\$9,333.32	\$0.00	\$0.00
Equipment Lease/Rental-Membership	\$2,300.00	\$191.67	\$0.00	\$557.45	\$1,533.32	\$0.00	\$2,096.80
Equipment Lease/Rental-Development	\$16,000.00	\$1,166.67	\$0.00	\$0.00	\$11,333.32	\$0.00	\$1,270.49
Equipment Lease/Rental-Special Events	\$65,300.00	\$7,166.67	\$0.00	\$2,218.00	\$29,633.32	\$0.00	\$16,368.75
Equipment Lease/Rental-Education	\$4,500.00	\$375.00	\$0.00	\$168.98	\$3,000.00	\$0.00	\$739.32
Equipment Lease/Rental-Veterinary	\$500.00	\$41.67	\$0.00	\$0.00	\$333.32	\$0.00	\$4,963.38
Equipment Lease/Rental-Security	\$2,500.00	\$208.33	\$0.00	\$0.00	\$1,666.64	\$0.00	\$6,376.25
Equipment Lease/Rental-Visitor Services	\$2,500.00	\$208.33	\$0.00	\$0.00	\$1,666.64	\$0.00	\$1,088.70
Equipment Lease/Rental-Administration	\$5,000.00	\$416.67	\$0.00	\$168.99	\$3,333.32	\$0.00	\$1,369.81
Equipment Lease/Rental-Capital Projects	\$0.00	\$0.00	\$0.00	\$0.00	\$0.00	\$0.00	\$0.00
Equipment Lease/Rental-Operations	\$700.00	\$58.33	\$0.00	\$228.93	\$466.64	\$0.00	\$305.93
Equipment Maintenance	\$0.00	\$0.00	\$0.00	\$0.00	\$0.00	\$0.00	\$252.48
Equipment Maintenance-Maintenance	\$0.00	\$0.00	\$0.00	\$367.34	\$0.00	\$0.00	\$10,491.52
Equipment Maintenance-Horticulture	\$3,000.00	\$250.00	\$0.00	\$0.00	\$2,000.00	\$0.00	\$0.00
Equipment Maintenance-Animal	\$4,000.00	\$333.33	\$0.00	\$28.64	\$2,666.64	\$0.00	\$198.37
Equipment Maintenance-Marketing	\$500.00	\$41.67	\$0.00	\$0.00	\$333.32	\$0.00	\$0.00
Equipment Maintenance-Membership	\$1,600.00	\$133.33	\$0.00	\$0.00	\$1,066.64	\$0.00	\$1,832.73
Equipment Maintenance-Development	\$4,500.00	\$375.00	\$0.00	\$0.00	\$3,000.00	\$0.00	\$490.94
Equipment Maintenance-Special Events	\$2,280.00	\$1,106.67	\$0.00	(\$2,929.21)	\$1,853.32	\$0.00	\$52.83
Equipment Maintenance-Education	\$1,000.00	\$83.33	\$0.00	\$540.95	\$666.64	\$0.00	\$2,172.22
Equipment Maintenance-Veterinary	\$0.00	\$0.00	\$0.00	\$0.00	\$0.00	\$0.00	\$0.00
Equipment Maintenance-Security	\$2,000.00	\$166.67	\$0.00	\$0.00	\$1,333.32	\$0.00	\$0.00
Equipment Maintenance-Visitor Services	\$3,000.00	\$250.00	\$0.00	\$0.00	\$2,000.00	\$0.00	\$2,083.00
Equipment Maintenance-Administration	\$0.00	\$0.00	\$0.00	\$332.45	\$0.00	\$0.00	\$2,587.95
Equipment Maintenance-Operations	\$0.00	\$0.00	\$0.00	\$28.63	\$0.00	\$0.00	\$138.83
Equipment Purchases	\$0.00	\$0.00	\$0.00	\$0.00	\$0.00	\$0.00	\$0.00
Equipment Purchases-Maintenance	\$2,000.00	\$166.67	\$0.00	\$0.00	\$1,333.32	\$0.00	\$0.00
Equipment Purchases-Horticulture	\$5,000.00	\$416.67	\$0.00	\$0.00	\$3,333.32	\$0.00	\$0.00
Equipment Purchases-Animal	\$15,000.00	\$1,250.00	\$0.00	\$0.00	\$10,000.00	\$0.00	\$2,241.20
Equipment Purchases-Marketing	\$1,000.00	\$83.33	\$0.00	\$0.00	\$666.64	\$0.00	\$1,672.66
Equipment Purchases-Membership	\$2,300.00	\$191.67	\$0.00	\$0.00	\$1,533.32	\$0.00	\$0.00

**Fresno's Chaffee Zoo Corporation**  
**Income Statement**  
 August 2018

	2018 Budget	August Budget	August Measure Z	August Actual	YTD Budget	YTD Measure Z	YTD Actual
Equipment Purchases-Development	\$0.00	\$0.00	\$0.00	\$0.00	\$0.00	\$0.00	\$0.00
Equipment Purchases-Special Events	\$24,000.00	\$1,666.67	\$0.00	\$0.00	\$6,333.32	\$0.00	\$3,046.56
Equipment Purchases-Education	\$3,500.00	\$291.67	\$0.00	\$0.00	\$2,333.32	\$0.00	\$1,689.16
Equipment Purchases-Veterinary	\$6,000.00	\$500.00	\$0.00	\$0.00	\$4,000.00	\$0.00	\$1,056.96
Equipment Purchases-Security	\$3,000.00	\$250.00	\$0.00	\$0.00	\$2,000.00	\$0.00	\$0.00
Equipment Purchases-Visitor Services	\$23,775.00	\$1,981.25	\$0.00	\$1,079.73	\$15,850.00	\$0.00	\$4,986.58
Equipment Purchases-Administration	\$0.00	\$0.00	\$0.00	\$0.00	\$0.00	\$0.00	\$0.00
Equipment Purchases-Operations	\$0.00	\$0.00	\$0.00	\$0.00	\$0.00	\$0.00	\$0.00
Trailer Rental-General	\$23,000.00	\$1,916.67	\$0.00	\$1,613.09	\$15,333.32	\$0.00	\$16,142.09
<b>Total Equipment</b>	<b>\$305,555.00</b>	<b>\$27,604.62</b>	<b>\$0.00</b>	<b>\$10,590.79</b>	<b>\$181,136.24</b>	<b>\$0.00</b>	<b>\$159,618.37</b>
<b>Fleet</b>							
Fuel Surcharge	\$0.00	\$0.00	\$0.00	\$0.00	\$0.00	\$0.00	\$0.00
Fuel Surcharge-Marketing	\$0.00	\$0.00	\$0.00	\$0.00	\$0.00	\$0.00	\$0.00
Gasoline/Motor Oil/Fuel	\$0.00	\$0.00	\$0.00	\$0.00	\$0.00	\$0.00	\$0.00
Gasoline/Motor Oil/Fuel-Maintenance	\$5,000.00	\$416.67	\$0.00	\$451.67	\$3,333.32	\$0.00	\$8,740.65
Gasoline/Motor Oil/Fuel-Horticulture	\$2,200.00	\$183.33	\$0.00	\$0.00	\$1,466.64	\$0.00	\$0.00
Gasoline/Motor Oil/Fuel-Animal	\$1,000.00	\$83.33	\$0.00	\$0.00	\$666.64	\$0.00	\$53.65
Gasoline/Motor Oil/Fuel-Education	\$4,000.00	\$333.33	\$0.00	\$0.00	\$2,666.64	\$0.00	\$1,681.72
Gasoline/Motor Oil/Fuel-Veterinary	\$300.00	\$25.00	\$0.00	\$0.00	\$200.00	\$0.00	\$397.42
Gasoline/Motor Oil/Fuel-Visitor Services	\$0.00	\$0.00	\$0.00	\$0.00	\$0.00	\$0.00	\$0.00
Vehicle Rental	\$0.00	\$0.00	\$0.00	\$0.00	\$0.00	\$0.00	\$0.00
Vehicle Rental-Maintenance	\$0.00	\$0.00	\$0.00	\$0.00	\$0.00	\$0.00	\$0.00
Vehicle Rental-Development	\$0.00	\$0.00	\$0.00	\$0.00	\$0.00	\$0.00	\$0.00
Vehicle Repair and Maintenance	\$0.00	\$0.00	\$0.00	\$0.00	\$0.00	\$0.00	\$0.00
Vehicle Repair and Maintenance-Maintenance	\$14,500.00	\$1,208.33	\$0.00	\$1,191.19	\$9,666.64	\$0.00	\$4,856.68
Vehicle Repair and Maintenance-Horticulture	\$1,500.00	\$125.00	\$0.00	\$0.00	\$1,000.00	\$0.00	\$0.00
Vehicle Repair and Maintenance-Animal	\$4,000.00	\$333.33	\$0.00	\$0.00	\$2,666.64	\$0.00	\$0.00
Vehicle Repair and Maintenance-Marketing	\$0.00	\$0.00	\$0.00	\$0.00	\$0.00	\$0.00	\$0.00
Vehicle Repair and Maintenance-Development	\$0.00	\$0.00	\$0.00	\$0.00	\$0.00	\$0.00	\$0.00
Vehicle Repair and Maintenance-Special	\$0.00	\$0.00	\$0.00	\$0.00	\$0.00	\$0.00	\$0.00

**Fresno's Chaffee Zoo Corporation**  
**Income Statement**  
 August 2018

	2018 Budget	August Budget	August Measure Z	August Actual	YTD Budget	YTD Measure Z	YTD Actual
Vehicle Repair and Maintenance-Educati	\$1,000.00	\$83.33	\$0.00	\$0.00	\$666.64	\$0.00	\$104.99
Vehicle Repair and Maintenance-Veterin	\$0.00	\$0.00	\$0.00	\$0.00	\$0.00	\$0.00	\$0.00
Vehicle Repair and Maintenance-Security	\$3,000.00	\$250.00	\$0.00	\$0.00	\$2,000.00	\$0.00	\$0.00
Vehicle Repair and Maintenance-Admini	\$0.00	\$0.00	\$0.00	\$0.00	\$0.00	\$0.00	\$0.00
Vehicle License & Registration	\$0.00	\$0.00	\$0.00	\$0.00	\$0.00	\$0.00	\$0.00
Vehicle License & Registration-Maintena	\$2,600.00	\$216.67	\$0.00	\$0.00	\$1,733.32	\$0.00	\$789.00
Vehicle	\$0.00	\$0.00	\$0.00	\$0.00	\$0.00	\$0.00	\$0.00
<b>Total Fleet</b>	<b>\$39,100.00</b>	<b>\$3,258.32</b>	<b>\$0.00</b>	<b>\$1,642.86</b>	<b>\$26,066.48</b>	<b>\$0.00</b>	<b>\$16,624.11</b>
<b>Food/Catering</b>							
Food/Catering	\$1,500.00	\$125.00	\$0.00	\$0.00	\$1,000.00	\$0.00	\$103.66
Food/Catering-Maintenance	\$0.00	\$0.00	\$0.00	\$0.00	\$0.00	\$0.00	\$0.00
Food/Catering-Horticulture	\$0.00	\$0.00	\$0.00	\$0.00	\$0.00	\$0.00	\$0.00
Food/Catering-Animal	\$500.00	\$41.67	\$0.00	\$0.00	\$333.32	\$0.00	\$0.00
Food/Catering-Marketing	\$2,000.00	\$166.67	\$0.00	\$0.00	\$1,333.32	\$0.00	\$2,270.32
Food/Catering-Membership	\$0.00	\$0.00	\$0.00	\$0.00	\$0.00	\$0.00	\$0.00
Food/Catering-Development	\$18,650.00	\$1,000.00	\$0.00	\$54.99	\$14,650.00	\$0.00	\$2,514.52
Food/Catering-Special Events	\$283,950.00	\$24,437.50	\$0.00	\$7,409.94	\$186,199.96	\$0.00	\$198,329.98
Food/Catering-Education	\$7,000.00	\$583.33	\$0.00	\$612.50	\$4,666.64	\$0.00	\$3,281.29
Food/Catering-Volunteer	\$2,000.00	\$166.67	\$0.00	\$0.00	\$1,333.32	\$0.00	\$1,101.35
Food/Catering-Veterinary	\$0.00	\$0.00	\$0.00	\$49.58	\$0.00	\$0.00	\$49.58
Food/Catering-Visitor Services	\$0.00	\$0.00	\$0.00	\$0.00	\$0.00	\$0.00	\$0.00
Food/Catering-Administration	\$750.00	\$62.50	\$0.00	\$76.43	\$500.00	\$0.00	\$261.48
Food/Catering-Human Resources	\$23,900.00	\$1,200.00	\$0.00	\$429.34	\$8,400.00	\$0.00	\$2,488.44
Food/Catering-Capital Projects	\$0.00	\$0.00	\$0.00	\$0.00	\$0.00	\$0.00	\$0.00
<b>Total Food/Catering</b>	<b>\$340,250.00</b>	<b>\$27,783.34</b>	<b>\$0.00</b>	<b>\$8,632.78</b>	<b>\$218,416.56</b>	<b>\$0.00</b>	<b>\$210,400.62</b>
<b>Insurance</b>							
Insurance-Other	\$0.00	\$0.00	\$0.00	\$0.00	\$0.00	\$0.00	\$0.00
Liability Insurance	\$185,000.00	\$15,416.67	\$0.00	\$15,880.61	\$123,333.32	\$0.00	\$130,962.48
Liability Insurance-Administration	\$0.00	\$0.00	\$0.00	\$0.00	\$0.00	\$0.00	\$0.00

**Fresno's Chaffee Zoo Corporation**  
**Income Statement**  
 August 2018

	2018 Budget	August Budget	August Measure Z	August Actual	YTD Budget	YTD Measure Z	YTD Actual
Property Insurance	\$0.00	\$0.00	\$0.00	\$0.00	\$0.00	\$0.00	\$0.00
Total Insurance	\$185,000.00	\$15,416.67	\$0.00	\$15,880.61	\$123,333.32	\$0.00	\$130,962.48
Miscellaneous Business							
Courier Services	\$0.00	\$0.00	\$0.00	\$0.00	\$0.00	\$0.00	\$0.00
Courier Services-Veterinary	\$300.00	\$0.00	\$0.00	\$0.00	\$200.00	\$0.00	\$91.77
Courier Services-Visitor Services	\$6,350.00	\$529.17	\$0.00	\$880.19	\$4,233.32	\$0.00	\$4,656.33
Courier Services-Administration	\$100.00	\$8.33	\$0.00	\$0.00	\$66.64	\$0.00	\$0.00
Mileage-Toll-Parking	\$0.00	\$0.00	\$0.00	\$0.00	\$0.00	\$0.00	\$0.00
Mileage-Toll-Parking-Maintenance	\$100.00	\$8.33	\$0.00	\$0.00	\$66.64	\$0.00	\$0.00
Mileage-Toll-Parking-Horticulture	\$0.00	\$0.00	\$0.00	\$0.00	\$0.00	\$0.00	\$0.00
Mileage-Toll-Parking-Animal	\$100.00	\$8.33	\$0.00	\$0.00	\$66.64	\$0.00	\$0.00
Mileage-Toll-Parking-Marketing	\$1,450.00	\$120.83	\$0.00	\$85.57	\$966.64	\$0.00	\$655.86
Mileage-Toll-Parking-Membership	\$250.00	\$20.83	\$0.00	\$0.00	\$166.64	\$0.00	\$59.30
Mileage-Toll-Parking-Development	\$1,340.00	\$107.50	\$0.00	\$0.00	\$910.00	\$0.00	\$17.18
Mileage-Toll-Parking-Special Events	\$10,300.00	\$841.66	\$0.00	\$139.10	\$6,833.28	\$0.00	\$5,513.54
Mileage-Toll-Parking-Education	\$50.00	\$4.17	\$0.00	\$0.00	\$33.32	\$0.00	\$263.34
Mileage-Toll-Parking-Veterinary	\$0.00	\$0.00	\$0.00	\$0.00	\$0.00	\$0.00	\$0.00
Mileage-Toll-Parking-Security	\$0.00	\$0.00	\$0.00	\$0.00	\$0.00	\$0.00	\$0.00
Mileage-Toll-Parking-Administration	\$50.00	\$4.17	\$0.00	\$0.00	\$33.32	\$0.00	\$8.18
Mileage-Toll-Parking-Human Resources	\$0.00	\$0.00	\$0.00	\$0.00	\$0.00	\$0.00	\$0.00
Mileage-Toll-Parking-Operations	\$0.00	\$0.00	\$0.00	\$0.00	\$0.00	\$0.00	\$0.00
Sales Tax Expense	\$0.00	\$0.00	\$0.00	\$0.00	\$0.00	\$0.00	\$0.00
Sales Tax Expense-Maintenance	\$0.00	\$0.00	\$0.00	\$0.00	\$0.00	\$0.00	\$0.00
Sales Tax Expense-Horticulture	\$0.00	\$0.00	\$0.00	\$0.00	\$0.00	\$0.00	\$0.00
Sales Tax Expense-Animal	\$0.00	\$0.00	\$0.00	\$0.00	\$0.00	\$0.00	\$0.00
Sales Tax Expense-Marketing	\$0.00	\$0.00	\$0.00	\$0.00	\$0.00	\$0.00	\$0.00
Sales Tax Expense-Membership	\$0.00	\$0.00	\$0.00	\$0.00	\$0.00	\$0.00	\$0.00
Sales Tax Expense-Development	\$0.00	\$0.00	\$0.00	\$0.00	\$0.00	\$0.00	\$0.00
Sales Tax Expense-Special Events	\$0.00	\$0.00	\$0.00	\$0.00	\$0.00	\$0.00	\$0.00
Sales Tax Expense-Education	\$0.00	\$0.00	\$0.00	\$0.00	\$0.00	\$0.00	\$0.00



**Fresno's Chaffee Zoo Corporation**  
**Income Statement**  
August 2018

	2018 Budget	August Budget	August Measure Z	August Actual	YTD Budget	YTD Measure Z	YTD Actual
Sales Tax Expense-Volunteer	\$0.00	\$0.00	\$0.00	\$0.00	\$0.00	\$0.00	\$0.00
Sales Tax Expense-Veterinary	\$0.00	\$0.00	\$0.00	\$0.00	\$0.00	\$0.00	\$0.00
Sales Tax Expense-Security	\$0.00	\$0.00	\$0.00	\$0.00	\$0.00	\$0.00	\$0.00
Sales Tax Expense-Visitor Services	\$0.00	\$0.00	\$0.00	\$0.00	\$0.00	\$0.00	\$0.00
Sales Tax Expense-Administration	\$0.00	\$0.00	\$0.00	\$0.00	\$0.00	\$0.00	\$0.00
Trip Expense	\$0.00	\$0.00	\$0.00	\$0.00	\$0.00	\$0.00	\$0.00
Trip Expense-Animal	\$0.00	\$0.00	\$0.00	\$0.00	\$0.00	\$0.00	\$0.00
Trip Expense-Education	\$2,000.00	\$166.67	\$0.00	\$945.15	\$1,333.32	\$0.00	\$4,538.85
Trip Expense-Veterinary	\$0.00	\$0.00	\$0.00	\$0.00	\$0.00	\$0.00	\$0.00
Reference Materials	\$0.00	\$0.00	\$0.00	\$0.00	\$0.00	\$0.00	\$0.00
Reference Materials-Maintenance	\$200.00	\$16.67	\$0.00	\$0.00	\$133.32	\$0.00	\$0.00
Reference Materials-Horticulture	\$200.00	\$16.67	\$0.00	\$0.00	\$133.32	\$0.00	\$0.00
Reference Materials-Animal	\$0.00	\$0.00	\$0.00	\$0.00	\$0.00	\$0.00	\$0.00
Reference Materials-Education	\$1,000.00	\$83.33	\$0.00	\$0.00	\$666.64	\$0.00	\$0.00
Reference Materials-Volunteer	\$0.00	\$0.00	\$0.00	\$0.00	\$0.00	\$0.00	\$0.00
Reference Materials-Veterinary	\$400.00	\$0.00	\$0.00	\$0.00	\$200.00	\$0.00	\$0.00
Reference Materials-Security	\$0.00	\$0.00	\$0.00	\$0.00	\$0.00	\$0.00	\$0.00
Reference Materials-Administration	\$0.00	\$0.00	\$0.00	\$0.00	\$0.00	\$0.00	\$0.00
Reference Materials-Human Resources	\$500.00	\$100.00	\$0.00	\$0.00	\$300.00	\$0.00	\$0.00
Subscriptions/Publications	\$0.00	\$0.00	\$0.00	\$0.00	\$0.00	\$0.00	\$0.00
Subscriptions/Publications-Maintenance	\$150.00	\$12.50	\$0.00	\$0.00	\$100.00	\$0.00	\$0.00
Subscriptions/Publications-Horticulture	\$100.00	\$8.33	\$0.00	\$0.00	\$66.64	\$0.00	\$0.00
Subscriptions/Publications-Animal	\$400.00	\$33.33	\$0.00	\$0.00	\$266.64	\$0.00	\$0.00
Subscriptions/Publications-Marketing	\$200.00	\$16.67	\$0.00	\$0.00	\$133.32	\$0.00	\$648.88
Subscriptions/Publications-Development	\$0.00	\$0.00	\$0.00	\$0.00	\$0.00	\$0.00	\$0.00
Subscriptions/Publications-Special Event	\$0.00	\$0.00	\$0.00	\$0.00	\$0.00	\$0.00	\$0.00
Subscriptions/Publications-Administratic	\$0.00	\$0.00	\$0.00	\$50.00	\$0.00	\$0.00	\$50.00
Subscriptions/Publications-Human Resou	\$0.00	\$0.00	\$0.00	\$0.00	\$0.00	\$0.00	\$0.00
Volunteer Recognition	\$0.00	\$0.00	\$0.00	\$0.00	\$0.00	\$0.00	\$0.00
Volunteer Recognition-Special Events	\$0.00	\$0.00	\$0.00	\$0.00	\$0.00	\$0.00	\$0.00
Volunteer Recognition-Volunteer	\$3,000.00	\$250.00	\$0.00	\$0.00	\$2,000.00	\$0.00	\$1,637.77

**Fresno's Chaffee Zoo Corporation**  
**Income Statement**  
August 2018

	2018 Budget	August Budget	August Measure Z	August Actual	YTD Budget	YTD Measure Z	YTD Actual
Director Discretionary	\$0.00	\$0.00	\$0.00	\$0.00	\$0.00	\$0.00	\$0.00
Director Discretionary-Animal	\$0.00	\$0.00	\$0.00	\$0.00	\$0.00	\$0.00	\$0.00
Director Discretionary-Marketing	\$0.00	\$0.00	\$0.00	\$0.00	\$0.00	\$0.00	\$0.00
Director Discretionary-Administration	\$0.00	\$0.00	\$0.00	\$0.00	\$0.00	\$0.00	\$0.00
Employee Relations	\$0.00	\$0.00	\$0.00	\$0.00	\$0.00	\$0.00	\$0.00
Employee Relations-Animal	\$0.00	\$0.00	\$0.00	\$0.00	\$0.00	\$0.00	\$0.00
Employee Relations-Development	\$0.00	\$0.00	\$0.00	\$0.00	\$0.00	\$0.00	\$0.00
Employee Relations-Special Events	\$0.00	\$0.00	\$0.00	\$0.00	\$0.00	\$0.00	\$0.00
Employee Relations-Education	\$0.00	\$0.00	\$0.00	\$0.00	\$0.00	\$0.00	\$0.00
Employee Relations-Security	\$0.00	\$0.00	\$0.00	\$0.00	\$0.00	\$0.00	\$0.00
Employee Relations-Administration	\$0.00	\$0.00	\$0.00	\$0.00	\$0.00	\$0.00	\$0.00
Research	\$0.00	\$0.00	\$0.00	\$0.00	\$0.00	\$0.00	\$0.00
Research-Animal	\$0.00	\$0.00	\$0.00	\$0.00	\$0.00	\$0.00	\$0.00
Recognition Expense	\$0.00	\$0.00	\$0.00	\$0.00	\$0.00	\$0.00	\$0.00
Recognition Expense-Marketing	\$500.00	\$41.67	\$0.00	\$63.02	\$333.32	\$0.00	\$278.89
Recognition Expense-Development	\$3,000.00	\$250.00	\$0.00	\$493.42	\$2,000.00	\$0.00	\$1,627.99
Recognition Expense-Special Events	\$1,300.00	\$720.83	\$0.00	\$0.00	\$1,116.64	\$0.00	\$0.00
Recognition Expense-Education	\$0.00	\$0.00	\$0.00	\$0.00	\$0.00	\$0.00	\$0.00
Recognition Expense-Volunteer	\$0.00	\$0.00	\$0.00	\$0.00	\$0.00	\$0.00	\$0.00
Recognition Expense-Administration	\$2,600.00	\$216.67	\$0.00	\$0.00	\$1,733.32	\$0.00	\$0.00
Recognition Expense-Human Resources	\$3,000.00	\$250.00	\$0.00	\$0.00	\$2,000.00	\$0.00	\$535.60
Recognition Expense-Capital Projects	\$0.00	\$0.00	\$0.00	\$0.00	\$0.00	\$0.00	\$0.00
Staff Recruitment Expense	\$0.00	\$0.00	\$0.00	\$0.00	\$0.00	\$0.00	\$0.00
Staff Recruitment Expense-Horticulture	\$0.00	\$0.00	\$0.00	\$0.00	\$0.00	\$0.00	\$0.00
Staff Recruitment Expense-Veterinary	\$0.00	\$0.00	\$0.00	\$0.00	\$0.00	\$0.00	\$0.00
Staff Recruitment Expense-Administratio	\$0.00	\$0.00	\$0.00	\$0.00	\$0.00	\$0.00	\$0.00
Recruiting	\$0.00	\$0.00	\$0.00	\$0.00	\$0.00	\$0.00	\$0.00
Recruiting-Maintenance	\$250.00	\$20.83	\$0.00	\$0.00	\$166.64	\$0.00	\$0.00
Recruiting-Horticulture	\$150.00	\$12.50	\$0.00	\$0.00	\$100.00	\$0.00	\$0.00
Recruiting-Animal	\$1,000.00	\$83.33	\$0.00	\$0.00	\$666.64	\$0.00	\$0.00
Recruiting-Marketing	\$0.00	\$0.00	\$0.00	\$0.00	\$0.00	\$0.00	\$0.00

**Fresno's Chaffee Zoo Corporation**  
**Income Statement**  
 August 2018

	2018 Budget	August Budget	August Measure Z	August Actual	YTD Budget	YTD Measure Z	YTD Actual
Recruiting-Special Event	\$0.00	\$0.00	\$0.00	\$0.00	\$0.00	\$0.00	\$0.00
Recruiting-Education	\$500.00	\$41.67	\$0.00	\$0.00	\$333.32	\$0.00	\$0.00
Recruiting-Veterinary	\$300.00	\$0.00	\$0.00	\$0.00	\$300.00	\$0.00	\$0.00
Recruiting-Security	\$0.00	\$0.00	\$0.00	\$0.00	\$0.00	\$0.00	\$0.00
Recruiting-Administration	\$0.00	\$0.00	\$0.00	\$0.00	\$0.00	\$0.00	\$0.00
Recruiting-Human Resources	\$10,000.00	\$833.33	\$0.00	\$1,216.47	\$6,666.64	\$0.00	\$7,427.94
Recognition Expense-Res	\$0.00	\$0.00	\$0.00	\$0.00	\$0.00	\$0.00	\$0.00
Total Miscellaneous Business	\$51,140.00	\$4,828.32	\$0.00	\$3,872.92	\$34,326.16	\$0.00	\$28,011.42
Office Supplies							
Office Furniture	\$0.00	\$0.00	\$0.00	\$0.00	\$0.00	\$0.00	\$0.00
Office Furniture-Maintenance	\$0.00	\$0.00	\$0.00	\$0.00	\$0.00	\$0.00	\$0.00
Office Furniture-Horticulture	\$0.00	\$0.00	\$0.00	\$0.00	\$0.00	\$0.00	\$0.00
Office Furniture-Animals	\$1,000.00	\$83.33	\$0.00	\$246.16	\$666.64	\$0.00	\$1,452.02
Office Furniture-Marketing	\$1,000.00	\$83.33	\$0.00	\$0.00	\$666.64	\$0.00	\$0.00
Office Furniture-Membership	\$1,000.00	\$83.33	\$0.00	\$0.00	\$666.64	\$0.00	\$0.00
Office Furniture-Special Events	\$500.00	\$41.67	\$0.00	\$0.00	\$333.32	\$0.00	\$83.09
Office Furniture-Education	\$1,000.00	\$83.33	\$0.00	\$0.00	\$666.64	\$0.00	\$1,429.12
Office Furniture-Veterinary	\$400.00	\$33.33	\$0.00	\$601.91	\$266.64	\$0.00	\$601.91
Office Furniture-Security	\$0.00	\$0.00	\$0.00	\$0.00	\$0.00	\$0.00	\$0.00
Office Furniture-Administration	\$1,000.00	\$83.33	\$0.00	\$0.00	\$666.64	\$0.00	\$0.00
Office Furniture-Human Resources	\$0.00	\$0.00	\$0.00	\$0.00	\$0.00	\$0.00	\$0.00
Office Furniture-Capital Projects	\$0.00	\$0.00	\$0.00	\$0.00	\$0.00	\$0.00	\$0.00
Office Furniture-Operations	\$0.00	\$0.00	\$0.00	\$0.00	\$0.00	\$0.00	\$0.00
Office Supplies	\$0.00	\$0.00	\$0.00	\$0.00	\$0.00	\$0.00	\$0.00
Office Supplies-Maintenance	\$400.00	\$33.33	\$0.00	\$0.00	\$266.64	\$0.00	\$615.90
Office Supplies-Horticulture	\$0.00	\$0.00	\$0.00	\$0.00	\$0.00	\$0.00	\$0.00
Office Supplies-Animal	\$2,000.00	\$166.67	\$0.00	\$274.38	\$1,333.32	\$0.00	\$904.34
Office Supplies-Marketing	\$1,300.00	\$108.33	\$0.00	\$0.00	\$866.64	\$0.00	\$111.87
Office Supplies-Membership	\$2,400.00	\$200.00	\$0.00	\$0.00	\$1,600.00	\$0.00	\$1,167.73
Office Supplies-Development	\$2,050.00	\$170.83	\$0.00	\$0.00	\$1,366.64	\$0.00	\$212.86

**Fresno's Chaffee Zoo Corporation**  
**Income Statement**  
 August 2018

	2018 Budget	August Budget	August Measure Z	August Actual	YTD Budget	YTD Measure Z	YTD Actual
Office Supplies-Special Events	\$3,200.00	\$266.67	\$0.00	\$457.93	\$2,133.32	\$0.00	\$3,569.96
Office Supplies-Education	\$6,200.00	\$516.67	\$0.00	\$248.20	\$4,133.32	\$0.00	\$1,211.24
Office Supplies-Volunteer	\$0.00	\$0.00	\$0.00	\$0.00	\$0.00	\$0.00	\$0.00
Office Supplies-Veterinary	\$1,100.00	\$91.67	\$0.00	\$0.00	\$733.32	\$0.00	\$421.88
Office Supplies-Security	\$500.00	\$41.67	\$0.00	\$0.00	\$333.32	\$0.00	\$0.00
Office Supplies-Visitor Services	\$2,500.00	\$208.33	\$0.00	\$73.19	\$1,666.64	\$0.00	\$1,301.42
Office Supplies-Administration	\$8,000.00	\$666.67	\$0.00	\$33.42	\$5,333.32	\$0.00	\$2,193.53
Office Supplies-Human Resources	\$500.00	\$41.67	\$0.00	\$0.00	\$333.32	\$0.00	\$15.11
Office Supplies-Capital Projects	\$0.00	\$0.00	\$0.00	\$0.00	\$0.00	\$0.00	\$0.00
Office Supplies-Operations	\$250.00	\$20.83	\$0.00	\$0.00	\$166.64	\$0.00	\$0.00
Total Office Supplies	<u>\$36,300.00</u>	<u>\$3,024.99</u>	<u>\$0.00</u>	<u>\$1,935.19</u>	<u>\$24,199.60</u>	<u>\$0.00</u>	<u>\$15,291.98</u>
Postage							
Postage	\$0.00	\$0.00	\$0.00	\$0.00	\$0.00	\$0.00	\$0.00
Postage-Maintenance	\$0.00	\$0.00	\$0.00	\$0.00	\$0.00	\$0.00	\$81.19
Postage-Animal	\$500.00	\$41.67	\$0.00	\$0.00	\$333.32	\$0.00	\$0.00
Postage-Marketing	\$3,000.00	\$250.00	\$0.00	\$177.10	\$2,000.00	\$0.00	\$5,365.36
Postage-Membership	\$25,000.00	\$2,083.33	\$0.00	\$721.32	\$16,666.64	\$0.00	\$12,980.01
Postage-Development	\$12,500.00	\$1,020.83	\$0.00	\$87.50	\$8,416.64	\$0.00	\$4,004.29
Postage-Special Events	\$20,445.00	\$2,010.00	\$0.00	\$6,252.64	\$12,304.96	\$0.00	\$17,761.51
Postage-Education	\$675.00	\$56.25	\$0.00	\$0.00	\$450.00	\$0.00	\$50.59
Postage-Volunteer	\$500.00	\$41.67	\$0.00	\$1.41	\$333.32	\$0.00	\$111.05
Postage-Veterinary	\$5,450.00	\$454.17	\$0.00	\$933.17	\$3,633.32	\$0.00	\$6,079.16
Postage-Security	\$100.00	\$8.33	\$0.00	\$0.00	\$66.64	\$0.00	\$0.00
Postage-Visitor Services	\$100.00	\$8.33	\$0.00	\$0.00	\$66.64	\$0.00	\$0.00
Postage-Administration	\$3,500.00	\$291.67	\$0.00	\$282.89	\$2,333.32	\$0.00	\$1,346.44
Postage-Human Resources	\$0.00	\$0.00	\$0.00	\$0.00	\$0.00	\$0.00	\$0.00
Postage-Capital Projects	\$0.00	\$0.00	\$0.00	\$0.00	\$0.00	\$0.00	\$0.00
Total Postage	<u>\$71,770.00</u>	<u>\$6,266.25</u>	<u>\$0.00</u>	<u>\$8,456.03</u>	<u>\$46,604.80</u>	<u>\$0.00</u>	<u>\$47,779.60</u>

**Fresno's Chaffee Zoo Corporation**  
**Income Statement**  
 August 2018

	2018 Budget	August Budget	August Measure Z	August Actual	YTD Budget	YTD Measure Z	YTD Actual
Newsletter Expense	\$0.00	\$0.00	\$0.00	\$0.00	\$0.00	\$0.00	\$0.00
Newsletter Expense-Membership	\$60,000.00	\$5,000.00	\$0.00	\$11,159.22	\$40,000.00	\$0.00	\$41,779.46
Newsletter Expense-Development	\$0.00	\$0.00	\$0.00	\$0.00	\$0.00	\$0.00	\$0.00
Printing	\$0.00	\$0.00	\$0.00	\$0.00	\$0.00	\$0.00	\$0.00
Printing-Maintenance	\$100.00	\$8.33	\$0.00	\$0.00	\$66.64	\$0.00	\$0.00
Printing-Horticulture	\$100.00	\$8.33	\$0.00	\$0.00	\$66.64	\$0.00	\$0.00
Printing-Animal	\$200.00	\$16.67	\$0.00	\$0.00	\$133.32	\$0.00	\$34.56
Printing-Marketing	\$35,000.00	\$2,916.67	\$0.00	\$61.54	\$23,333.32	\$0.00	\$13,680.70
Printing-Membership	\$37,250.00	\$3,166.67	\$0.00	\$1,690.89	\$24,583.32	\$0.00	\$23,729.92
Printing-Development	\$14,500.00	\$1,145.83	\$0.00	\$832.49	\$9,916.64	\$0.00	\$6,438.29
Printing-Special Events	\$40,700.00	\$8,850.00	\$0.00	\$11,396.75	\$24,700.00	\$0.00	\$27,669.50
Printing-Education	\$2,000.00	\$166.67	\$0.00	\$0.00	\$1,333.32	\$0.00	\$80.98
Printing-Volunteer	\$500.00	\$41.67	\$0.00	\$0.00	\$333.32	\$0.00	\$0.00
Printing-Veterinary	\$100.00	\$8.33	\$0.00	\$0.00	\$66.64	\$0.00	\$51.83
Printing-Security	\$0.00	\$0.00	\$0.00	\$0.00	\$0.00	\$0.00	\$0.00
Printing-Visitor Services	\$40.00	\$3.33	\$0.00	\$0.00	\$26.64	\$0.00	\$0.00
Printing-Administration	\$1,500.00	\$125.00	\$0.00	\$0.00	\$1,000.00	\$0.00	\$1,698.63
Printing-Human Resources	\$500.00	\$0.00	\$0.00	\$0.00	\$200.00	\$0.00	\$0.00
Printing-Capital Projects	\$0.00	\$0.00	\$0.00	\$0.00	\$0.00	\$0.00	\$0.00
Printing-Operations	\$35.00	\$2.92	\$0.00	\$0.00	\$23.32	\$0.00	\$0.00
Total Printing	<u>\$192,525.00</u>	<u>\$21,460.42</u>	<u>\$0.00</u>	<u>\$25,140.89</u>	<u>\$125,783.12</u>	<u>\$0.00</u>	<u>\$115,163.87</u>
Professional Services							
Legal and Audit	\$195,000.00	\$15,000.00	\$0.00	\$1,632.40	\$140,000.00	\$0.00	\$58,214.84
Legal and Audit-Administration	\$0.00	\$0.00	\$0.00	\$0.00	\$0.00	\$0.00	\$0.00
Legal and Audit-Human Resources	\$0.00	\$0.00	\$0.00	\$6,061.16	\$0.00	\$0.00	\$11,416.26
Legal and Audit-Capital Projects	\$0.00	\$0.00	\$0.00	\$0.00	\$0.00	\$0.00	\$0.00
Lab Work	\$0.00	\$0.00	\$0.00	\$0.00	\$0.00	\$0.00	\$0.00
Lab Work-Veterinary	\$52,000.00	\$4,333.33	\$0.00	\$5,021.65	\$34,666.64	\$0.00	\$53,886.76
Payroll Service	\$0.00	\$0.00	\$0.00	\$0.00	\$0.00	\$0.00	\$0.00
Payroll Service-Administration	\$0.00	\$0.00	\$0.00	\$0.00	\$0.00	\$0.00	\$0.00

**Fresno's Chaffee Zoo Corporation**  
**Income Statement**  
 August 2018

	2018 Budget	August Budget	August Measure Z	August Actual	YTD Budget	YTD Measure Z	YTD Actual
Payroll Service-Human Resource	\$20,000.00	\$1,666.67	\$0.00	\$3,573.86	\$13,333.32	\$0.00	\$29,565.80
Pest Control Services	\$0.00	\$0.00	\$0.00	\$0.00	\$0.00	\$0.00	\$0.00
Pest Control Services-Maintenance	\$50,000.00	\$4,166.67	\$0.00	\$3,760.00	\$33,333.32	\$0.00	\$26,620.00
Professional Services	\$0.00	\$0.00	\$0.00	\$0.00	\$0.00	\$0.00	\$0.00
Total Professional Services	\$317,000.00	\$25,166.67	\$0.00	\$20,049.07	\$221,333.28	\$0.00	\$179,703.66
Repairs and Replacements							
Building Supplies-Materials	\$0.00	\$0.00	\$0.00	\$0.00	\$0.00	\$0.00	\$0.00
Building Supplies-Materials-Maintenance	\$0.00	\$0.00	\$0.00	\$0.00	\$0.00	\$0.00	\$0.00
Building Supplies-Materials-Horticulture	\$0.00	\$0.00	\$0.00	\$0.00	\$0.00	\$0.00	\$0.00
Building Supplies-Materials-Animal	\$3,000.00	\$250.00	\$0.00	\$25.90	\$2,000.00	\$0.00	\$906.56
Building Supplies-Materials-Veterinary	\$0.00	\$0.00	\$0.00	\$0.00	\$0.00	\$0.00	\$0.00
Construction	\$0.00	\$0.00	\$0.00	\$0.00	\$0.00	\$0.00	\$0.00
Construction-Maintenance	\$5,000.00	\$416.67	\$0.00	\$0.00	\$3,333.32	\$0.00	\$0.00
Construction-Horticulture	\$0.00	\$0.00	\$0.00	\$0.00	\$0.00	\$0.00	\$0.00
Construction-Animal	\$0.00	\$0.00	\$0.00	\$57.47	\$0.00	\$0.00	\$111.81
Exhibit Renovations	\$0.00	\$0.00	\$0.00	\$0.00	\$0.00	\$0.00	\$239.70
Exhibit Renovations-Animal	\$75,000.00	\$6,250.00	\$0.00	\$9,663.86	\$50,000.00	\$0.00	\$40,241.27
Exhibit Maintenance-Animal	\$0.00	\$0.00	\$0.00	\$0.00	\$0.00	\$0.00	\$86.38
Exhibit Maint-Valley Farms-Animals	\$20,000.00	\$1,666.67	\$0.00	\$0.00	\$13,333.32	\$0.00	\$0.00
Improvements	\$0.00	\$0.00	\$0.00	\$0.00	\$0.00	\$0.00	\$0.00
Improvements-Maintenance	\$0.00	\$0.00	\$0.00	\$0.00	\$0.00	\$0.00	\$0.00
Improvements-Horticulture	\$0.00	\$0.00	\$0.00	\$0.00	\$0.00	\$0.00	\$0.00
Improvements-Animal	\$0.00	\$0.00	\$0.00	\$0.00	\$0.00	\$0.00	\$0.00
Improvements-Education	\$500.00	\$41.67	\$0.00	\$0.00	\$333.32	\$0.00	\$0.00
Improvements-Visitor Services	\$0.00	\$0.00	\$0.00	\$0.00	\$0.00	\$0.00	\$0.00
Improvements-Administration	\$0.00	\$0.00	\$0.00	\$0.00	\$0.00	\$0.00	\$0.00
Irrigation Maintenance and Repair-Horti	\$15,800.00	\$1,316.67	\$0.00	\$855.45	\$10,533.32	\$0.00	\$10,299.11
Irrigation Maintenance and Repair-Anim	\$0.00	\$0.00	\$0.00	\$0.00	\$0.00	\$0.00	\$0.00
Purchases-Benches	\$0.00	\$0.00	\$0.00	\$0.00	\$0.00	\$0.00	\$0.00
Purchases-Benches-Development	\$0.00	\$0.00	\$0.00	\$0.00	\$0.00	\$0.00	\$0.00

**Fresno's Chaffee Zoo Corporation**  
**Income Statement**  
 August 2018

	2018 Budget	August Budget	August Measure Z	August Actual	YTD Budget	YTD Measure Z	YTD Actual
Permits	\$0.00	\$0.00	\$0.00	\$1,342.00	\$0.00	\$0.00	\$1,342.00
Permits-Maintenance	\$1,000.00	\$83.33	\$0.00	\$0.00	\$666.64	\$0.00	\$126.25
Permits-Animal	\$2,000.00	\$166.67	\$0.00	\$0.00	\$1,333.32	\$0.00	\$1,882.12
Permits-Veterinary	\$20.00	\$0.00	\$0.00	\$0.00	\$20.00	\$0.00	\$10.00
Permits-Administration	\$0.00	\$0.00	\$0.00	\$984.52	\$0.00	\$0.00	\$1,426.52
Permits-Operations	\$150.00	\$12.50	\$0.00	\$0.00	\$100.00	\$0.00	\$0.00
Repairs and Replacements	\$100.00	\$8.33	\$0.00	\$0.00	\$66.64	\$0.00	\$0.00
Repairs and Replacements-Maintenance	\$200,000.00	\$16,666.67	\$0.00	\$15,366.05	\$133,333.32	\$0.00	\$152,406.81
Repairs and Replacements-Horticulture	\$2,000.00	\$166.67	\$0.00	\$185.18	\$1,333.32	\$0.00	\$2,134.04
Repairs and Replacements-Animal	\$70,000.00	\$5,833.33	\$0.00	\$867.56	\$46,666.64	\$0.00	\$14,114.42
Repairs and Replacements-Marketing	\$0.00	\$0.00	\$0.00	\$0.00	\$0.00	\$0.00	\$0.00
Repairs and Replacements-Development	\$0.00	\$0.00	\$0.00	\$0.00	\$0.00	\$0.00	\$0.00
Repairs and Replacements-Special Event	\$1,200.00	\$100.00	\$0.00	\$0.00	\$799.96	\$0.00	\$1,498.84
Repairs and Replacements-Education	\$3,000.00	\$250.00	\$0.00	\$0.00	\$2,000.00	\$0.00	\$464.97
Repairs and Replacements-Veterinary	\$4,000.00	\$333.33	\$0.00	\$0.00	\$2,666.64	\$0.00	\$141.48
Repairs and Replacements-Security	\$3,000.00	\$250.00	\$0.00	\$59.39	\$2,000.00	\$0.00	\$4,593.99
Repairs and Replacements-Visitor Service	\$750.00	\$62.50	\$0.00	\$0.00	\$500.00	\$0.00	\$251.37
Repairs and Replacements-Administratic	\$2,000.00	\$166.67	\$0.00	\$78.30	\$1,333.32	\$0.00	\$220.78
Repairs and Replacements-Operations	\$150.00	\$12.50	\$0.00	\$0.00	\$100.00	\$0.00	\$0.00
Structural Repairs	\$0.00	\$0.00	\$0.00	\$0.00	\$0.00	\$0.00	\$0.00
Structural Repairs-Education	\$0.00	\$0.00	\$0.00	\$0.00	\$0.00	\$0.00	\$0.00
Purchases-Benches-Res	\$0.00	\$0.00	\$0.00	\$0.00	\$0.00	\$0.00	\$0.00
Repairs and Replacements-Capital Projec	\$0.00	\$0.00	\$0.00	\$0.00	\$0.00	\$0.00	\$0.00
<b>Total Repairs and Replacements</b>	<b>\$408,670.00</b>	<b>\$34,054.18</b>	<b>\$0.00</b>	<b>\$29,485.68</b>	<b>\$272,453.08</b>	<b>\$0.00</b>	<b>\$232,498.42</b>
<b>Service/Bank/Credit Card Fees</b>							
Bank Fees-Measure Z	\$0.00	\$0.00	\$0.00	\$0.00	\$0.00	\$0.00	\$0.00
Bank Fees-Measure Z-Administration	\$120.00	\$10.00	\$0.00	\$0.00	\$80.00	\$0.00	\$160.00
Bank Charges	\$50,000.00	\$4,166.67	\$0.00	\$4.38	\$33,333.32	\$0.00	\$39,234.08
Bank Charges-Maintenance	\$0.00	\$0.00	\$0.00	\$23.70	\$0.00	\$0.00	\$189.60
Bank Charges-Horticulture	\$0.00	\$0.00	\$0.00	(\$7.90)	\$0.00	\$0.00	\$19.75

**Fresno's Chaffee Zoo Corporation**  
**Income Statement**  
August 2018

	2018 Budget	August Budget	August Measure Z	August Actual	YTD Budget	YTD Measure Z	YTD Actual
Bank Charges-Animal	\$2,000.00	\$166.67	\$0.00	\$63.20	\$1,333.32	\$0.00	\$521.40
Bank Charges-Marketing	\$0.00	\$0.00	\$0.00	\$3.95	\$0.00	\$0.00	\$31.60
Bank Charges-Membership	\$50.00	\$4.17	\$0.00	\$0.00	\$33.32	\$0.00	\$7.90
Bank Charges-Development	\$0.00	\$0.00	\$0.00	\$3.95	\$0.00	\$0.00	\$31.60
Bank Charges-Events	\$0.00	\$0.00	\$0.00	\$3.95	\$0.00	\$0.00	\$7.90
Bank Charges-Education	\$0.00	\$0.00	\$0.00	\$3.95	\$0.00	\$0.00	\$39.50
Bank Charges-Veterinary	\$0.00	\$0.00	\$0.00	\$7.90	\$0.00	\$0.00	\$59.25
Bank Charges-Security	\$0.00	\$0.00	\$0.00	\$0.00	\$0.00	\$0.00	\$0.00
Bank Charges-Visitor Services	\$80.00	\$6.67	\$0.00	\$0.00	\$53.32	\$0.00	\$0.00
Bank Charges-Administration	\$6,500.00	\$541.67	\$0.00	\$213.81	\$4,333.32	\$0.00	\$4,222.29
Bank Charges-Operations	\$0.00	\$0.00	\$0.00	\$0.00	\$0.00	\$0.00	\$0.00
Credit Card Fees	\$0.00	\$0.00	\$0.00	\$0.00	\$0.00	\$0.00	\$0.00
Credit Card Fees-Maintenance	\$0.00	\$0.00	\$0.00	\$0.00	\$0.00	\$0.00	\$0.00
Credit Card Fees-Animal	\$0.00	\$0.00	\$0.00	\$0.00	\$0.00	\$0.00	\$0.00
Credit Card Fees-Membership	\$10,000.00	\$833.33	\$0.00	\$164.49	\$6,666.64	\$0.00	\$1,006.93
Credit Card Fees-Development	\$0.00	\$0.00	\$0.00	\$0.00	\$0.00	\$0.00	\$0.00
Credit Card Fees-Special Events	\$11,600.00	\$966.67	\$0.00	\$39.95	\$7,733.32	\$0.00	\$566.23
Credit Card Fees-Education	\$2,000.00	\$166.67	\$0.00	\$157.59	\$1,333.32	\$0.00	\$1,035.82
Credit Card Fees-Veterinary	\$0.00	\$0.00	\$0.00	\$0.00	\$0.00	\$0.00	\$157.59
Credit Card Fees-Visitor Services	\$115,000.00	\$9,583.33	\$0.00	\$8,047.04	\$76,666.64	\$0.00	\$96,936.05
Credit Card Fees-Administration	\$0.00	\$0.00	\$0.00	\$0.00	\$0.00	\$0.00	\$0.00
Credit Card Chargebacks	\$0.00	\$0.00	\$0.00	\$0.00	\$0.00	\$0.00	\$0.00
Interest Expense	\$12,500.00	\$1,041.67	\$0.00	\$0.00	\$8,333.32	\$0.00	\$7,560.83
Returned Checks From Patrons	\$0.00	\$0.00	\$0.00	\$0.00	\$0.00	\$0.00	\$0.00
Returned Checks From Patrons-Member	\$0.00	\$0.00	\$0.00	\$0.00	\$0.00	\$0.00	\$0.00
Returned Checks From Patrons-Special E	\$0.00	\$0.00	\$0.00	\$0.00	\$0.00	\$0.00	\$0.00
Bank Charges-Res	\$0.00	\$0.00	\$0.00	\$0.00	\$0.00	\$0.00	\$0.00
<b>Total Service/Bank/Credit Card Fees</b>	<b>\$209,850.00</b>	<b>\$17,487.52</b>	<b>\$0.00</b>	<b>\$8,729.96</b>	<b>\$139,899.84</b>	<b>\$0.00</b>	<b>\$151,788.32</b>

Signage

Signage	\$0.00	\$0.00	\$0.00	\$0.00	\$0.00	\$0.00	\$0.00
---------	--------	--------	--------	--------	--------	--------	--------



**Fresno's Chaffee Zoo Corporation**  
**Income Statement**  
 August 2018

	2018 Budget	August Budget	August Measure Z	August Actual	YTD Budget	YTD Measure Z	YTD Actual
Signage-Maintenance	\$2,159.00	\$179.92	\$0.00	\$0.00	\$1,439.32	\$0.00	\$3,126.71
Signage-Horticulture	\$1,000.00	\$83.33	\$0.00	\$0.00	\$666.64	\$0.00	\$0.00
Signage - Animal	\$0.00	\$0.00	\$0.00	\$0.00	\$0.00	\$0.00	\$0.00
Signage-Marketing	\$1,250.00	\$104.17	\$0.00	\$4,036.85	\$833.32	\$0.00	\$4,686.84
Signage-Membership	\$0.00	\$0.00	\$0.00	\$0.00	\$0.00	\$0.00	\$0.00
Signage-Development	\$0.00	\$0.00	\$0.00	\$561.96	\$0.00	\$0.00	\$561.96
Signage-Special Events	\$0.00	\$0.00	\$0.00	\$1,222.29	\$0.00	\$0.00	\$2,638.93
Signage-Education	\$20,000.00	\$1,666.67	\$0.00	\$170.60	\$13,333.32	\$0.00	\$3,156.22
Signage-Veterinary	\$2,000.00	\$0.00	\$0.00	\$0.00	\$2,000.00	\$0.00	\$0.00
Signage-Security	\$0.00	\$0.00	\$0.00	\$0.00	\$0.00	\$0.00	\$0.00
Signage-Visitor Services	\$1,000.00	\$83.33	\$0.00	\$2,818.38	\$666.64	\$0.00	\$11,687.54
Signage-Administration	\$0.00	\$0.00	\$0.00	\$0.00	\$0.00	\$0.00	\$0.00
Signage-Human Resources	\$1,000.00	\$83.33	\$0.00	\$0.00	\$666.64	\$0.00	\$0.00
Signage-Capital Projects	\$0.00	\$0.00	\$0.00	\$0.00	\$0.00	\$0.00	\$0.00
<b>Total Signage</b>	<b>\$28,409.00</b>	<b>\$2,200.75</b>	<b>\$0.00</b>	<b>\$8,810.08</b>	<b>\$19,605.88</b>	<b>\$0.00</b>	<b>\$25,858.20</b>

**Specialized Services**

Misc. Specialized Services	\$500.00	\$41.67	\$0.00	\$0.00	\$333.32	\$0.00	\$0.00
Misc. Specialized Services-Maintenance	\$0.00	\$0.00	\$0.00	\$0.00	\$0.00	\$0.00	\$82.53
Misc. Specialized Services-Horticulture	\$1,250.00	\$104.17	\$0.00	\$0.00	\$833.32	\$0.00	\$0.00
Misc. Specialized Services-Animal	\$2,000.00	\$166.67	\$0.00	\$0.00	\$1,333.32	\$0.00	\$0.00
Misc. Specialized Services-Marketing	\$0.00	\$0.00	\$0.00	\$0.00	\$0.00	\$0.00	\$0.00
Misc. Specialized Services-Memberships	\$0.00	\$0.00	\$0.00	\$0.00	\$0.00	\$0.00	\$0.00
Misc. Specialized Services-Development	\$0.00	\$0.00	\$0.00	\$0.00	\$0.00	\$0.00	\$0.00
Misc. Specialized Services-Special Events	\$0.00	\$0.00	\$0.00	\$0.00	\$0.00	\$0.00	\$0.00
Misc. Specialized Services-Education	\$2,000.00	\$166.67	\$0.00	\$0.00	\$1,333.32	\$0.00	\$0.00
Misc. Specialized Services-Veterinary	\$0.00	\$0.00	\$0.00	\$0.00	\$0.00	\$0.00	\$1,353.00
Misc. Specialized Services-Security	\$0.00	\$0.00	\$0.00	\$0.00	\$0.00	\$0.00	\$70.00
Misc. Specialized Services-Visitor Service	\$0.00	\$0.00	\$0.00	\$0.00	\$0.00	\$0.00	\$0.00
Misc. Specialized Services-Administrati	\$1,000.00	\$83.33	\$0.00	\$0.00	\$666.64	\$0.00	\$103.49
Misc. Specialized Services-Information T	\$0.00	\$0.00	\$0.00	\$0.00	\$0.00	\$0.00	\$0.00

**Fresno's Chaffee Zoo Corporation**  
**Income Statement**  
 August 2018

	2018 Budget	August Budget	August Measure Z	August Actual	YTD Budget	YTD Measure Z	YTD Actual
Misc. Specialized Services-Human Resou	\$15,000.00	\$15,000.00	\$0.00	\$3,996.22	\$15,000.00	\$0.00	\$11,735.22
Misc. Specialized Services-Operations	\$0.00	\$0.00	\$0.00	\$0.00	\$0.00	\$0.00	\$0.00
Irrigation Construction (New)-Horticul	\$5,000.00	\$416.67	\$0.00	\$0.00	\$3,333.32	\$0.00	\$0.00
Paver Engraving-Development	\$25,000.00	\$2,083.33	\$0.00	\$0.00	\$16,666.64	\$0.00	\$3,375.00
Total Specialized Services	\$51,750.00	\$18,062.51	\$0.00	\$3,996.22	\$39,499.88	\$0.00	\$16,719.24
Staff Development							
Staff Development-Conf/Travel	\$36,723.00	\$0.00	\$0.00	\$483.12	\$13,000.00	\$0.00	\$11,730.92
Staff Development-Conf/Travel-Mainten	\$6,000.00	\$500.00	\$0.00	\$0.00	\$4,000.00	\$0.00	\$0.00
Staff Development-Conf/Travel-Horticul	\$4,700.00	\$391.67	\$0.00	\$0.00	\$3,133.32	\$0.00	\$0.00
Staff Development-Conf/Travel-Animal	\$41,400.00	\$3,300.00	\$0.00	\$2,067.73	\$28,200.00	\$0.00	\$12,880.81
Staff Development-Conf/Travel-Marketir	\$3,000.00	\$250.00	\$0.00	\$0.00	\$2,000.00	\$0.00	\$20.00
Staff Development-Conf/Travel-Member	\$4,000.00	\$333.33	\$0.00	\$974.00	\$2,666.64	\$0.00	\$1,665.64
Staff Development-Conf/Travel-Develop	\$3,500.00	\$291.67	\$0.00	\$0.00	\$2,333.32	\$0.00	\$50.00
Staff Development-Conf/Travel-Special E	\$5,500.00	\$458.33	\$0.00	\$989.00	\$3,666.64	\$0.00	\$1,334.00
Staff Development-Conf/Travel-Educatio	\$9,500.00	\$791.67	\$0.00	\$1,799.00	\$6,333.32	\$0.00	\$4,871.05
Staff Development-Conf/Travel-Volunte	\$500.00	\$41.67	\$0.00	\$0.00	\$333.32	\$0.00	\$0.00
Staff Development-Conf/Travel-Veterina	\$10,000.00	\$1,400.00	\$0.00	\$566.01	\$7,275.00	\$0.00	\$566.01
Staff Development-Conf/Travel-Security	\$8,500.00	\$708.33	\$0.00	\$0.00	\$5,666.64	\$0.00	\$1,769.11
Staff Development-Conf/Travel-Visitor S	\$4,062.00	\$338.50	\$0.00	\$0.00	\$2,708.00	\$0.00	\$123.40
Staff Development-Conf/Travel-Admin	\$18,500.00	\$1,000.00	\$0.00	(\$644.75)	\$15,500.00	\$0.00	\$3,058.12
Staff Development-Conf/Travel-Human I	\$5,500.00	\$0.00	\$0.00	\$312.00	\$3,500.00	\$0.00	\$4,835.86
Staff Development-Conf/Travel-Operatic	\$5,500.00	\$458.33	\$0.00	\$0.00	\$3,666.64	\$0.00	\$797.20
Staff Development-Training	\$25,000.00	\$0.00	\$0.00	\$747.14	\$25,000.00	\$0.00	\$39,860.00
Staff Development-Training-Maintenanc	\$0.00	\$0.00	\$0.00	\$0.00	\$0.00	\$0.00	\$0.00
Staff Development-Training-Horticulture	\$0.00	\$0.00	\$0.00	\$0.00	\$0.00	\$0.00	\$0.00
Staff Development-Training-Animal	\$1,000.00	\$83.33	\$0.00	\$404.41	\$666.64	\$0.00	\$1,247.71
Staff Development-Training-Marketing	\$0.00	\$0.00	\$0.00	\$0.00	\$0.00	\$0.00	\$0.00
Staff Development-Training-Membership	\$500.00	\$41.67	\$0.00	\$0.00	\$333.32	\$0.00	\$0.00
Staff Development-Training-Developme	\$0.00	\$0.00	\$0.00	\$0.00	\$0.00	\$0.00	\$0.00
Staff Development-Training-Special Ever	\$0.00	\$0.00	\$0.00	\$0.00	\$0.00	\$0.00	\$0.00

**Fresno's Chaffee Zoo Corporation**  
**Income Statement**  
 August 2018

	2018 Budget	August Budget	August Measure Z	August Actual	YTD Budget	YTD Measure Z	YTD Actual
Staff Development-Training-Education	\$0.00	\$0.00	\$0.00	\$0.00	\$0.00	\$0.00	\$315.00
Staff Development-Training-Volunteer	\$0.00	\$0.00	\$0.00	\$0.00	\$0.00	\$0.00	\$0.00
Staff Development-Training-Veterinary	\$0.00	\$0.00	\$0.00	\$0.00	\$0.00	\$0.00	\$0.00
Staff Development-Training-Security	\$0.00	\$0.00	\$0.00	\$0.00	\$0.00	\$0.00	\$270.00
Staff Development-Training-Visitor Servi	\$2,000.00	\$166.67	\$0.00	\$0.00	\$1,333.32	\$0.00	\$350.00
Staff Development-Training-Administrat	\$0.00	\$0.00	\$0.00	\$0.00	\$0.00	\$0.00	\$0.00
Staff Development-Training-Human Resi	\$16,277.00	\$500.00	\$0.00	\$0.00	\$4,200.00	\$0.00	\$998.00
Staff Development-Training-Finance	\$0.00	\$0.00	\$0.00	\$0.00	\$0.00	\$0.00	\$0.00
Staff Development-Training	\$0.00	\$0.00	\$0.00	\$0.00	\$0.00	\$0.00	\$361.42
<b>Total Staff Development</b>	<b>\$211,662.00</b>	<b>\$11,055.17</b>	<b>\$0.00</b>	<b>\$7,697.66</b>	<b>\$135,516.12</b>	<b>\$0.00</b>	<b>\$87,104.25</b>
<b>Supplies</b>							
Bedding Materials	\$0.00	\$0.00	\$0.00	\$0.00	\$0.00	\$0.00	\$0.00
Conservation Wine-Development	\$0.00	\$0.00	\$0.00	\$0.00	\$0.00	\$0.00	\$0.00
Cleaning-Janitorial Supplies	\$0.00	\$0.00	\$0.00	\$0.00	\$0.00	\$0.00	\$0.00
Cleaning-Janitorial Supplies-Maintenanc	\$108,000.00	\$9,000.00	\$0.00	\$11,182.28	\$72,000.00	\$0.00	\$61,997.26
Cleaning-Janitorial Supplies-Horticulture	\$0.00	\$0.00	\$0.00	\$0.00	\$0.00	\$0.00	\$0.00
Cleaning-Janitorial Supplies-Animal	\$6,000.00	\$500.00	\$0.00	\$0.00	\$4,000.00	\$0.00	\$0.00
Cleaning-Janitorial Supplies-Education	\$0.00	\$0.00	\$0.00	\$0.00	\$0.00	\$0.00	\$0.00
Cleaning-Janitorial Supplies-Veterinary	\$0.00	\$0.00	\$0.00	\$0.00	\$0.00	\$0.00	\$0.00
Cleaning-Janitorial Supplies-Visitor Servi	\$0.00	\$0.00	\$0.00	\$0.00	\$0.00	\$0.00	\$0.00
Display and Exhibit supplies	\$0.00	\$0.00	\$0.00	\$0.00	\$0.00	\$0.00	\$0.00
Display and Exhibit Supplies-Animal	\$80,000.00	\$6,666.67	\$0.00	\$3,418.82	\$53,333.32	\$0.00	\$34,647.24
Display and Exhibit Supplies-Education	\$6,000.00	\$500.00	\$0.00	\$0.00	\$4,000.00	\$0.00	\$1,915.14
Docent Activities Expense	\$0.00	\$0.00	\$0.00	\$0.00	\$0.00	\$0.00	\$0.00
Docent Activities Expense-Volunteer	\$3,000.00	\$250.00	\$0.00	\$0.00	\$2,000.00	\$0.00	\$2,273.92
Enrichment Supplies	\$0.00	\$0.00	\$0.00	\$0.00	\$0.00	\$0.00	\$0.00
Enrichment Supplies	\$0.00	\$0.00	\$0.00	\$0.00	\$0.00	\$0.00	\$0.00
Event Supplies	\$0.00	\$0.00	\$0.00	\$0.00	\$0.00	\$0.00	\$0.00
Event Supplies-Marketing	\$2,500.00	\$208.33	\$0.00	\$0.00	\$1,666.64	\$0.00	\$0.00
Event Supplies-Development	\$9,450.00	\$477.08	\$0.00	\$0.00	\$7,541.64	\$0.00	\$53.50

**Fresno's Chaffee Zoo Corporation**  
**Income Statement**  
 August 2018

	2018 Budget	August Budget	August Measure Z	August Actual	YTD Budget	YTD Measure Z	YTD Actual
Event Supplies-Special Events	\$66,100.00	\$17,216.67	\$0.00	\$3,597.82	\$38,933.28	\$0.00	\$18,219.33
Event Supplies-Education	\$0.00	\$0.00	\$0.00	\$0.00	\$0.00	\$0.00	\$0.00
Event Supplies-Volunteer	\$0.00	\$0.00	\$0.00	\$0.00	\$0.00	\$0.00	\$0.00
Fundraising Pins-Development	\$0.00	\$0.00	\$0.00	\$0.00	\$0.00	\$0.00	\$0.00
Graphic Supplies	\$0.00	\$0.00	\$0.00	\$0.00	\$0.00	\$0.00	\$0.00
Landscaping/Plants	\$0.00	\$0.00	\$0.00	\$0.00	\$0.00	\$0.00	\$0.00
Landscaping/Plants-Maintenance	\$0.00	\$0.00	\$0.00	\$0.00	\$0.00	\$0.00	\$200.85
Landscaping/Plants-Horticulture	\$38,000.00	\$3,166.67	\$0.00	\$1,031.38	\$25,333.32	\$0.00	\$28,455.63
Landscaping/Plants-Animal	\$5,000.00	\$416.67	\$0.00	\$0.00	\$3,333.32	\$0.00	\$1,064.41
Member Event Expenses	\$0.00	\$0.00	\$0.00	\$0.00	\$0.00	\$0.00	\$0.00
Member Premiums	\$0.00	\$0.00	\$0.00	\$0.00	\$0.00	\$0.00	\$0.00
Member Premiums-Marketing	\$0.00	\$0.00	\$0.00	\$0.00	\$0.00	\$0.00	\$0.00
Member Premiums-Membership	\$6,000.00	\$500.00	\$0.00	\$0.00	\$4,000.00	\$0.00	\$0.00
Member Premiums-Development	\$7,450.00	\$625.00	\$0.00	\$0.00	\$5,000.00	\$0.00	\$0.00
Member Premiums-Special Events	\$0.00	\$0.00	\$0.00	\$0.00	\$0.00	\$0.00	\$47.50
Pest Control Supplies	\$0.00	\$0.00	\$0.00	\$0.00	\$0.00	\$0.00	\$0.00
Pest Control Supplies-Maintenance	\$100.00	\$8.33	\$0.00	\$0.00	\$66.64	\$0.00	\$0.00
Pest Control Supplies-Horticulture	\$0.00	\$0.00	\$0.00	\$0.00	\$0.00	\$0.00	\$0.00
Pest Control Supplies-Animal	\$500.00	\$41.67	\$0.00	\$0.00	\$333.32	\$0.00	\$0.00
Pest Control Supplies-Veterinary	\$5,200.00	\$433.33	\$0.00	\$0.00	\$3,466.64	\$0.00	\$228.63
Photo Supplies	\$0.00	\$0.00	\$0.00	\$0.00	\$0.00	\$0.00	\$0.00
Photo Supplies-Visitor Services	\$0.00	\$0.00	\$0.00	\$0.00	\$0.00	\$0.00	\$0.00
Small Tools	\$0.00	\$0.00	\$0.00	\$0.00	\$0.00	\$0.00	\$0.00
Small Tools-Maintenance	\$3,000.00	\$250.00	\$0.00	\$0.00	\$2,000.00	\$0.00	\$1,384.43
Small Tools-Horticulture	\$1,200.00	\$100.00	\$0.00	\$0.00	\$800.00	\$0.00	\$589.62
Small Tools-Animal	\$2,000.00	\$166.67	\$0.00	\$0.00	\$1,333.32	\$0.00	\$0.00
Supplies	\$500.00	\$41.67	\$0.00	\$0.00	\$333.32	\$0.00	\$0.00
Supplies-Maintenance	\$29,525.00	\$2,460.42	\$0.00	\$2,170.11	\$19,683.32	\$0.00	\$20,062.29
Supplies-Horticulture	\$500.00	\$41.67	\$0.00	\$158.46	\$333.32	\$0.00	\$4,425.87
Supplies-Animal	\$0.00	\$0.00	\$0.00	\$0.00	\$0.00	\$0.00	\$0.00
Supplies-Marketing	\$4,750.00	\$395.83	\$0.00	\$96.82	\$3,166.64	\$0.00	\$1,374.90

**Fresno's Chaffee Zoo Corporation**  
**Income Statement**  
August 2018

	2018 Budget	August Budget	August Measure Z	August Actual	YTD Budget	YTD Measure Z	YTD Actual
Supplies-Membership	\$1,000.00	\$83.33	\$0.00	\$0.00	\$666.64	\$0.00	\$293.66
Supplies-Development	\$11,500.00	\$958.33	\$0.00	\$0.00	\$7,666.64	\$0.00	\$7,501.18
Supplies-Special Events	\$7,000.00	\$5,125.00	\$0.00	\$0.00	\$5,999.96	\$0.00	\$3,425.56
Supplies-Education	\$18,000.00	\$1,500.00	\$0.00	\$8.63	\$12,000.00	\$0.00	\$10,179.92
Supplies-Volunteer	\$2,500.00	\$208.33	\$0.00	\$0.00	\$1,666.64	\$0.00	\$0.00
Supplies-Veterinary	\$56,400.00	\$4,700.00	\$0.00	\$4,249.21	\$37,600.00	\$0.00	\$33,841.27
Supplies-Security	\$1,000.00	\$83.33	\$0.00	\$178.27	\$666.64	\$0.00	\$2,237.05
Supplies-Visitor Services	\$8,000.00	\$666.67	\$0.00	\$0.00	\$5,333.32	\$0.00	\$2,604.10
Supplies-Administration	\$1,000.00	\$83.33	\$0.00	\$119.95	\$666.64	\$0.00	\$380.43
Supplies-Human Resources	\$0.00	\$0.00	\$0.00	\$0.00	\$0.00	\$0.00	\$64.68
Supplies-Operations	\$250.00	\$20.83	\$0.00	\$0.00	\$166.64	\$0.00	\$0.00
Water Quality Supplies-Animal	\$75,000.00	\$6,250.00	\$0.00	\$3,388.80	\$50,000.00	\$0.00	\$50,756.10
<b>Total Supplies</b>	<b>\$566,425.00</b>	<b>\$63,145.83</b>	<b>\$0.00</b>	<b>\$29,600.55</b>	<b>\$375,091.16</b>	<b>\$0.00</b>	<b>\$288,224.47</b>
Telephone							
Telephone	\$52,000.00	\$4,333.33	\$0.00	\$6,882.46	\$34,666.64	\$0.00	\$23,361.41
Telephone-Maintenance	\$750.00	\$62.50	\$0.00	\$25.00	\$500.00	\$0.00	\$200.20
Telephone-Horticulture	\$0.00	\$0.00	\$0.00	\$0.00	\$0.00	\$0.00	\$0.00
Telephone-Animal	\$4,000.00	\$333.33	\$0.00	\$239.79	\$2,666.64	\$0.00	\$4,603.88
Telephone-Marketing	\$300.00	\$25.00	\$0.00	\$25.00	\$200.00	\$0.00	\$200.10
Telephone-Membership	\$300.00	\$25.00	\$0.00	\$25.90	\$200.00	\$0.00	\$200.90
Telephone-Development	\$500.00	\$41.67	\$0.00	\$25.00	\$333.32	\$0.00	\$200.00
Telephone-Special Events	\$900.00	\$75.00	\$0.00	\$63.61	\$600.00	\$0.00	\$485.60
Telephone-Education	\$1,800.00	\$150.00	\$0.00	\$50.80	\$1,200.00	\$0.00	\$743.02
Telephone-Veterinary	\$1,445.00	\$120.42	\$0.00	\$88.61	\$963.32	\$0.00	\$791.87
Telephone-Security	\$800.00	\$66.67	\$0.00	\$63.61	\$533.32	\$0.00	\$472.63
Telephone-Visitor Services	\$2,700.00	\$225.00	\$0.00	\$113.64	\$1,800.00	\$0.00	\$288.74
Telephone-Administration	\$2,100.00	\$175.00	\$0.00	\$166.08	\$1,400.00	\$0.00	\$892.96
Telephone-Human Resource	\$300.00	\$25.00	\$0.00	\$25.00	\$200.00	\$0.00	\$200.00
Telephone-Operations	\$300.00	\$25.00	\$0.00	\$25.00	\$200.00	\$0.00	\$200.00
<b>Total Telephone</b>	<b>\$68,195.00</b>	<b>\$5,682.92</b>	<b>\$0.00</b>	<b>\$7,819.50</b>	<b>\$45,463.24</b>	<b>\$0.00</b>	<b>\$32,841.31</b>

# Fresno's Chaffee Zoo Corporation

## Income Statement

### August 2018

✓ Ties to General Ledger

	2018 Budget	August Budget	August Measure Z	August Actual	YTD Budget	YTD Measure Z	YTD Actual
<b>Uniforms</b>							
Uniforms	\$7,500.00	\$625.00	\$0.00	\$0.00	\$5,000.00	\$0.00	\$0.00
Uniforms-Maintenance	\$2,500.00	\$208.33	\$0.00	\$148.15	\$1,666.64	\$0.00	\$1,432.95
Uniforms-Horticulture	\$1,200.00	\$100.00	\$0.00	\$28.07	\$800.00	\$0.00	\$499.70
Uniforms-Animal	\$15,000.00	\$1,250.00	\$0.00	\$7.02	\$10,000.00	\$0.00	\$2,541.28
Uniforms-Marketing	\$1,000.00	\$83.33	\$0.00	\$0.00	\$666.64	\$0.00	\$0.00
Uniforms-Membership	\$50.00	\$4.17	\$0.00	\$0.00	\$33.32	\$0.00	\$0.00
Uniforms-Development	\$0.00	\$0.00	\$0.00	\$0.00	\$0.00	\$0.00	\$0.00
Uniforms-Special Events	\$2,000.00	\$166.67	\$0.00	\$0.00	\$1,333.32	\$0.00	\$404.13
Uniforms-Education	\$3,000.00	\$250.00	\$0.00	\$0.00	\$2,000.00	\$0.00	\$397.52
Uniforms-Volunteer	\$6,000.00	\$500.00	\$0.00	\$0.00	\$4,000.00	\$0.00	\$2,336.72
Uniforms-Veterinary	\$400.00	\$0.00	\$0.00	\$63.66	\$300.00	\$0.00	\$412.41
Uniforms-Security	\$1,700.00	\$141.67	\$0.00	\$0.00	\$1,133.32	\$0.00	\$238.04
Uniforms-Visitor Services	\$1,750.00	\$145.83	\$0.00	\$0.00	\$1,166.64	\$0.00	\$100.43
Uniforms-Administration	\$750.00	\$62.50	\$0.00	\$0.00	\$500.00	\$0.00	\$0.00
Uniforms-Human Resource	\$0.00	\$0.00	\$0.00	\$242.91	\$0.00	\$0.00	\$11,929.22
Uniform-Teen Volunteer	\$0.00	\$0.00	\$0.00	\$0.00	\$0.00	\$0.00	\$33.72
Total Uniforms	<u>\$42,850.00</u>	<u>\$3,537.50</u>	<u>\$0.00</u>	<u>\$489.81</u>	<u>\$28,599.88</u>	<u>\$0.00</u>	<u>\$20,326.12</u>
<b>Utilities</b>							
Utilities Gas & Electric	\$725,000.00	\$80,000.00	✓ \$68,776.83	\$68,776.83	\$495,000.00	\$404,235.44	\$404,235.44
Utilities Gas & Electric-Administration	\$0.00	\$0.00	\$0.00	\$0.00	\$0.00	\$0.00	\$0.00
Utilities Water & Sewer	\$65,000.00	\$5,416.67	\$0.00	\$16,966.08	\$43,333.32	\$0.00	\$76,431.80
Utilities Water & Sewer-Administration	\$0.00	\$0.00	\$0.00	\$0.00	\$0.00	\$0.00	\$0.00
Waste Services	\$0.00	\$0.00	\$0.00	\$5,381.49	\$0.00	\$0.00	\$34,639.30
Total Utilities	<u>\$790,000.00</u>	<u>\$85,416.67</u>	<u>\$68,776.83</u>	<u>2/ \$91,124.40</u>	<u>\$538,333.32</u>	<u>\$404,235.44</u>	<u>\$515,306.54</u>
<b>Other</b>							
Disposal Fees	\$0.00	\$0.00	\$0.00	\$0.00	\$0.00	\$0.00	\$0.00
Grant Fulfillment	\$0.00	\$0.00	\$0.00	\$0.00	\$0.00	\$0.00	\$0.00

2018-8 Page 39 of 64

**Fresno's Chaffee Zoo Corporation**  
**Income Statement**  
 August 2018

	2018 Budget	August Budget	August Measure Z	August Actual	YTD Budget	YTD Measure Z	YTD Actual
Grant Fulfillment-Education	\$500.00	\$41.67	\$0.00	\$0.00	\$333.32	\$0.00	\$6,405.99
Grant Fulfillment-Volunteer	\$0.00	\$0.00	\$0.00	\$0.00	\$0.00	\$0.00	\$0.00
Program Expense	\$0.00	\$0.00	\$0.00	\$0.00	\$0.00	\$0.00	\$0.00
Freight on Purchases	\$0.00	\$0.00	\$0.00	\$0.00	\$0.00	\$0.00	\$0.00
Freight on Purchases-Animal	\$0.00	\$0.00	\$0.00	\$0.00	\$0.00	\$0.00	\$0.00
Freight on Purchases-Visitor Services	\$0.00	\$0.00	\$0.00	\$0.00	\$0.00	\$0.00	\$0.00
Freight on Purchases-Administration	\$0.00	\$0.00	\$0.00	\$0.00	\$0.00	\$0.00	\$0.00
Miscellaneous	\$4,598.00	\$383.17	\$0.00	(\$1,117.00)	\$3,065.32	\$0.00	\$318.50
Miscellaneous-Maintenance	\$500.00	\$41.67	\$0.00	\$0.00	\$333.32	\$0.00	\$0.00
Miscellaneous-Horticulture	\$500.00	\$41.67	\$0.00	\$0.00	\$333.32	\$0.00	\$0.00
Miscellaneous-Animal	\$2,000.00	\$166.67	\$0.00	(\$520.54)	\$1,333.32	\$0.00	\$0.00
Miscellaneous-Marketing	\$0.00	\$0.00	\$0.00	\$0.00	\$0.00	\$0.00	\$0.00
Miscellaneous-Development	\$0.00	\$0.00	\$0.00	\$0.00	\$0.00	\$0.00	\$0.00
Miscellaneous-Special Events	\$0.00	\$0.00	\$0.00	\$0.00	\$0.00	\$0.00	\$0.00
Miscellaneous-Education	\$500.00	\$41.67	\$0.00	\$0.00	\$333.32	\$0.00	\$0.00
Miscellaneous-Docent	\$0.00	\$0.00	\$0.00	\$0.00	\$0.00	\$0.00	\$0.00
Miscellaneous-Veterinary	\$1,000.00	\$83.33	\$0.00	(\$49.58)	\$666.64	\$0.00	\$0.00
Miscellaneous-Security	\$0.00	\$0.00	\$0.00	\$0.00	\$0.00	\$0.00	\$0.00
Miscellaneous-Visitor Services	\$0.00	\$0.00	\$0.00	\$0.00	\$0.00	\$0.00	\$0.00
Miscellaneous-Administration	\$1,000.00	\$83.33	\$0.00	(\$41.10)	\$666.64	\$0.00	\$0.00
Miscellaneous-Human Resources	\$800.00	\$66.67	\$0.00	\$0.00	\$533.32	\$0.00	\$176.00
Miscellaneous-Capital Projects	\$0.00	\$0.00	\$0.00	\$0.00	\$0.00	\$0.00	\$0.00
Retail (inventory related)							
Cash Over and Short	\$0.00	\$0.00	\$0.00	\$0.00	\$0.00	\$0.00	\$0.00
Cost of Merchandise Sold	\$0.00	\$0.00	\$0.00	\$0.00	\$0.00	\$0.00	\$0.00
Discounts and Adjustments	\$0.00	\$0.00	\$0.00	\$0.00	\$0.00	\$0.00	\$0.00
Inventory Change-Gift Shop	\$0.00	\$0.00	\$0.00	\$0.00	\$0.00	\$0.00	\$0.00
Loss on Disposal of Asset	\$0.00	\$0.00	\$0.00	\$0.00	\$0.00	\$0.00	\$0.00
Purchases-Merchandise	\$0.00	\$0.00	\$0.00	\$0.00	\$0.00	\$0.00	\$0.00

**Fresno's Chaffee Zoo Corporation**  
**Income Statement**  
August 2018

	2018 Budget	August Budget	August Measure Z	August Actual	YTD Budget	YTD Measure Z	YTD Actual
Total Retail (inventory related)	\$0.00	\$0.00	\$0.00	\$0.00	\$0.00	\$0.00	\$0.00
Total Other	\$11,398.00	\$949.85	\$0.00	(\$1,728.22)	\$7,598.52	\$0.00	\$6,900.49
<b>Total Other Expenses</b>	<b>\$6,413,239.00</b>	<b>\$587,907.31</b>	<b>\$92,679.06</b>	<b>\$471,787.43</b>	<b>\$4,263,114.16</b>	<b>\$648,781.68</b>	<b>\$3,606,816.21</b>
<b>TOTAL OPERATING EXPENSES</b>	<b>\$14,683,474.82</b>	<b>\$1,541,734.69</b>	<b>\$516,194.55</b>	<b>\$1,441,335.57</b>	<b>\$9,981,415.73</b>	<b>\$3,120,986.09</b>	<b>\$9,356,848.54</b>
<b>Expansion/Nonoperating Exp.</b>							
Expansion/Nonoperating Exp.							
Planning	\$0.00	\$0.00	\$0.00	\$0.00	\$0.00	\$0.00	\$0.00
Planning-Animal	\$0.00	\$0.00	\$0.00	\$0.00	\$0.00	\$0.00	\$0.00
Planning-Capital Project	\$0.00	\$0.00	\$0.00	\$0.00	\$0.00	\$0.00	\$0.00
City Reimbursement	\$0.00	\$0.00	\$0.00	\$0.00	\$0.00	\$0.00	\$0.00
Misc Capital Expenses	\$0.00	\$0.00	\$0.00	\$0.00	\$0.00	\$0.00	\$0.00
EIR (non MZ)	\$0.00	\$0.00	\$0.00	\$0.00	\$0.00	\$0.00	\$0.00
EIR (non MZ)-Capital Projects	\$0.00	\$0.00	\$0.00	\$0.00	\$0.00	\$0.00	\$0.00
Projects-Maintenance	\$0.00	\$0.00	\$0.00	\$0.00	\$0.00	\$0.00	\$0.00
Projects-Horticulture	\$0.00	\$0.00	\$0.00	\$0.00	\$0.00	\$0.00	\$0.00
Projects-Animal	\$0.00	\$0.00	\$0.00	\$0.00	\$0.00	\$0.00	\$0.00
Misc. Specialized Services-Capital Projec	\$0.00	\$0.00	\$0.00	\$0.00	\$0.00	\$0.00	\$0.00
Total Expansion/Nonoperating Exp.	\$0.00	\$0.00	\$0.00	\$0.00	\$0.00	\$0.00	\$0.00
<b>Total Expansion/Nonoperating Exp.</b>	<b>\$0.00</b>	<b>\$0.00</b>	<b>\$0.00</b>	<b>\$0.00</b>	<b>\$0.00</b>	<b>\$0.00</b>	<b>\$0.00</b>
<b>TOTAL EXPENSES</b>	<b>\$14,683,474.82</b>	<b>\$1,541,734.69</b>	<b>\$516,194.55</b>	<b>\$1,441,335.57</b>	<b>\$9,981,415.73</b>	<b>\$3,120,986.09</b>	<b>\$9,356,848.54</b>
<b>BEGINNING FUND BALANCE</b>	<b>\$79,692,976.25</b>	<b>\$81,815,088.30</b>	<b>(\$11,802,072.95)</b>	<b>\$81,815,088.30</b>	<b>\$79,692,976.25</b>	<b>(\$9,197,281.41)</b>	<b>\$79,692,976.25</b>
<b>NET SURPLUS/(DEFICIT)</b>	<b>\$943,055.18</b>	<b>(\$386,050.51)</b>	<b>(\$516,194.55)</b>	<b>(\$321,193.63)</b>	<b>(\$87,736.73)</b>	<b>(\$3,120,986.09)</b>	<b>\$1,800,918.42</b>
<b>ENDING FUND BALANCE</b>	<b>\$80,636,031.43</b>	<b>\$81,429,037.79</b>	<b>(\$12,318,267.50)</b>	<b>\$81,493,894.67</b>	<b>\$79,605,239.52</b>	<b>(\$12,318,267.50)</b>	<b>\$81,493,894.67</b>



**Fresno's Chaffee Zoo Corporation**  
**Income Statement**  
August 2018

# Fresno's Chaffee Zoo Corporation

## General Ledger Report

August 2018

✓ Ties to Invoices

✓ Ties to Income Statement

Date	Trans.	Journal	Reference	Debit Amount	Credit Amount	Balance
<b>1-5003-03</b>						
<b>Account: 1-5003-03 (Animal Feed-Animal)</b>						
08/01/2018			<i>Account Beginning Balance</i>			\$220,644.01
08/01/2018	12380-57	Accounts Payable	Layne Laboratories, Inc.-Frozen Mice	✓ \$2,257.76		
08/01/2018	12380-69	Accounts Payable	Central Fish-Fish	\$193.86		
08/01/2018	12380-70	Accounts Payable	Central Fish-Fish	\$45.34		
08/01/2018	12388-94	Accounts Payable	West Coast Processors-Fish	✓ \$2,013.74		
08/01/2018	12388-97	Accounts Payable	West Coast Processors-Fish	✓ \$2,013.74		
08/03/2018	12430-22	Accounts Payable	Visa- Premier Valley Bank-Scott-amazon orders, conferenc	\$66.40		
08/06/2018	12380-99	Accounts Payable	Bassett's Cricket Ranch, Inc.-Crickets	\$547.33		
08/06/2018	12383-11	Accounts Payable	Valley Produce, Inc.-Produce	\$51.00		
08/07/2018	12380-103	Accounts Payable	Golden State Bait, Inc.-Fish	\$89.60		
08/07/2018	12383-15	Accounts Payable	Valley Produce, Inc.-Produce	✓ \$1,632.55		
08/08/2018	12388-128	Accounts Payable	Premier Valley Bank-Visa-Dean-lettuce, wagon wheel, Liz	\$185.71		
08/08/2018	12430-54	Accounts Payable	Premier Valley Bank-Visa-Admin Card-amazon orders	\$899.83		
08/10/2018	12435-47	Accounts Payable	Hay Company-Animal Feed	✓ \$5,143.44		
08/10/2018	12435-49	Accounts Payable	Whitie's Pets-Feeder fish	\$19.44		
08/13/2018	12380-146	Accounts Payable	Bassett's Cricket Ranch, Inc.-Crickets	\$565.68		
08/14/2018	12388-91	Accounts Payable	Valley Produce, Inc.-Produce	✓ \$1,602.00		
08/20/2018	12435-64	Accounts Payable	Layne Laboratories, Inc.-Frozen Mice	✓ \$2,076.42		
08/20/2018	12435-66	Accounts Payable	Golden State Bait, Inc.-Fish	\$89.60		
08/20/2018	12435-68	Accounts Payable	Bassett's Cricket Ranch, Inc.-Crickets	\$547.33		
08/21/2018	12383-36	Accounts Payable	Valley Produce, Inc.-Produce	✓ \$1,407.00		
08/24/2018	12435-94	Accounts Payable	Hay Company-Animal Feed	✓ \$2,402.29		
08/24/2018	12435-97	Accounts Payable	Central Fish-Fish	\$25.19		
08/28/2018	12435-130	Accounts Payable	Jennifer Wesson-Reimbursement for supplies	\$26.98		
			<i>Account Subtotals</i>	\$23,902.23 ↓	\$0.00	
08/31/2018			<i>Account Net Change</i>			\$23,902.23 ✓
08/31/2018			<i>Account Ending Balance</i>			\$244,546.24

2018-8 Page 43 of 64

**1-5080-03**  
**Account: 1-5080-03 (Benefits-Animal)**

08/01/2018			<i>Account Beginning Balance</i>			\$249,462.61
08/01/2018	12340-89	Accounts Payable	Ameritas Life Insurance Corp.-August-Dental Insurance	\$3,124.60		
08/01/2018	12340-104	Accounts Payable	Sun Life Financial-Life Insurance-August	\$743.20		

# Fresno's Chaffee Zoo Corporation

## General Ledger Report

### August 2018

✓ Ties to Income Statement

Date	Trans.	Journal	Reference	Debit Amount	Credit Amount	Balance
<b>Account: 1-5080-03 (Benefits-Animal)</b>						
08/01/2018	12340-119	Accounts Payable	United Healthcare of Californi-August-Medical Insurance	\$34,444.09		
08/01/2018	12375-213	Accounts Payable	VSP-August 2018-Vision Insurance	\$871.43		
08/03/2018	12342-46	Payroll	HSA Employer Contribution	\$76.92		
08/03/2018	12342-50	Payroll	HSA Employer Contribution	\$692.28		
08/03/2018	12342-57	Payroll	Dual Coverage Surcharge		\$100.00	
08/16/2018	12377-3	Cash Receipts	Benefits Premium - K. Mehling		\$105.60	
08/17/2018	12376-45	Payroll	HSA Employer Contribution	\$76.92		
08/17/2018	12376-49	Payroll	HSA Employer Contribution	\$692.28		
08/17/2018	12376-56	Payroll	Dual Coverage Surcharge		\$100.00	
08/31/2018	12406-45	Payroll	HSA Employer Contribution	\$76.92		
08/31/2018	12406-49	Payroll	HSA Employer Contribution	\$692.28		
			<i>Account Subtotals</i>	\$41,490.92	\$305.60	
						<i>Account Net Change</i>
08/31/2018						\$41,185.32 ✓
08/31/2018						<u>\$290,647.93</u>
<b>Account: 1-5080-10 (Benefits-Veterinary)</b>						
			<i>Account Beginning Balance</i>			\$26,054.00
08/01/2018	12340-86	Accounts Payable	Ameritas Life Insurance Corp.-August-Dental Insurance	\$373.20		
08/01/2018	12340-101	Accounts Payable	Sun Life Financial-Life Insurance-August	\$65.06		
08/01/2018	12340-116	Accounts Payable	United Healthcare of Californi-August-Medical Insurance	\$2,726.12		
08/01/2018	12375-210	Accounts Payable	VSP-August 2018-Vision Insurance	\$97.53		
08/03/2018	12342-51	Payroll	HSA Employer Contribution	\$76.92		
08/17/2018	12376-50	Payroll	HSA Employer Contribution	\$76.92		
08/31/2018	12406-50	Payroll	HSA Employer Contribution	\$76.92		
			<i>Account Subtotals</i>	\$3,492.67	\$0.00	
						<i>Account Net Change</i>
08/31/2018						\$3,492.67 ✓
08/31/2018						<u>\$29,546.67</u>
<b>Account: 1-5131-03 (Payroll Taxes-Animal)</b>						
08/01/2018			<i>Account Beginning Balance</i>			\$104,257.06

2018-8 Page 44 of 64

**Fresno's Chaffee Zoo Corporation**  
**General Ledger Report**  
 August 2018

✓ Ties to Income Statement

Date	Trans.	Journal	Reference	Debit Amount	Credit Amount	Balance
<b>Account: 1-5131-03 (Payroll Taxes-Animal)</b>						
08/03/2018	12342-67	Payroll	Payroll Taxes	\$578.93		
08/03/2018	12342-73	Payroll	Payroll Taxes	\$6,661.39		
08/17/2018	12376-66	Payroll	Payroll Taxes	\$576.27		
08/17/2018	12376-72	Payroll	Payroll Taxes	\$6,562.25		
08/31/2018	12406-57	Payroll	Payroll Taxes	\$567.07		
08/31/2018	12406-63	Payroll	Payroll Taxes	\$6,712.99		
			<i>Account Subtotals</i>	\$21,658.90	\$0.00	
08/31/2018			<i>Account Net Change</i>			\$21,658.90 ✓
08/31/2018			<i>Account Ending Balance</i>			\$125,915.96
 <b>1-5131-10</b>						
<b>Account: 1-5131-10 (Payroll Taxes-Veterinary)</b>						
			<i>Account Beginning Balance</i>			\$9,770.31
08/01/2018						
08/03/2018	12342-74	Payroll	Payroll Taxes	\$829.82		
08/17/2018	12376-73	Payroll	Payroll Taxes	\$829.60		
08/31/2018	12406-64	Payroll	Payroll Taxes	\$841.50		
			<i>Account Subtotals</i>	\$2,500.92	\$0.00	
08/31/2018			<i>Account Net Change</i>			\$2,500.92 ✓
08/31/2018			<i>Account Ending Balance</i>			\$12,271.23
 <b>1-5153-03</b>						
<b>Account: 1-5153-03 (Retirement Contribution-Animal)</b>						
			<i>Account Beginning Balance</i>			\$37,401.55
08/01/2018						
08/03/2018	12342-20	Payroll	8/3/2018 retirement match	\$129.91		
08/03/2018	12342-25	Payroll	8/3/2018 retirement match	\$2,315.62		
08/17/2018	12376-20	Payroll	8/17/2018 retirement match	\$126.95		
08/17/2018	12376-25	Payroll	8/17/2018 retirement match	\$2,326.27		
08/31/2018	12406-20	Payroll	8/31/2018 retirement match	\$129.69		
08/31/2018	12406-25	Payroll	8/31/2018 retirement match	\$2,372.46		

2018-8 Page 45 of 64

**Fresno's Chaffee Zoo Corporation**  
**General Ledger Report**  
 August 2018

✓ Ties to Income Statement

Date	Trans.	Journal	Reference	Debit Amount	Credit Amount	Balance
<b>Account: 1-5153-03 (Retirement Contribution-Animal)</b>						
			<i>Account Subtotals</i>	\$7,400.90	\$0.00	
08/31/2018			<i>Account Net Change</i>			\$7,400.90 ✓
08/31/2018			<i>Account Ending Balance</i>			<u>\$44,802.45</u>
 <b>1-5153-10</b>						
<b>Account: 1-5153-10 (Retirement Contribution-Veterinary)</b>						
08/01/2018			<i>Account Beginning Balance</i>			\$2,784.05
08/03/2018	12342-26	Payroll	8/3/2018 retirement match	\$189.99		
08/17/2018	12376-26	Payroll	8/17/2018 retirement match	\$189.84		
08/31/2018	12406-26	Payroll	8/31/2018 retirement match	\$194.42		
			<i>Account Subtotals</i>	\$574.25	\$0.00	
08/31/2018			<i>Account Net Change</i>			\$574.25 ✓
08/31/2018			<i>Account Ending Balance</i>			<u>\$3,358.30</u>
 <b>1-5165-03</b>						
<b>Account: 1-5165-03 (Salaries-Animal)</b>						
08/01/2018			<i>Account Beginning Balance</i>			\$1,370,863.80
08/03/2018	12342-2	Payroll	Salaries	\$7,567.56		
08/03/2018	12342-8	Payroll	Salaries	\$87,903.12		
08/17/2018	12376-2	Payroll	Salaries	\$7,532.93		
08/17/2018	12376-8	Payroll	Salaries	\$86,367.28		
08/31/2018	12406-2	Payroll	Salaries	\$7,412.55		
08/31/2018	12406-8	Payroll	Salaries	\$88,131.84		
			<i>Account Subtotals</i>	\$284,915.28	\$0.00	
08/31/2018			<i>Account Net Change</i>			\$284,915.28 ✓
08/31/2018			<i>Account Ending Balance</i>			<u>\$1,655,779.08</u>
 <b>1-5165-10</b>						
<b>Account: 1-5165-10 (Salaries-Veterinary)</b>						

2018-8 Page 46 of 64

# Fresno's Chaffee Zoo Corporation

## General Ledger Report

### August 2018

✓ Ties to Invoices  
 ✓ Ties to Income Statement

Date	Trans.	Journal	Reference	Debit Amount	Credit Amount	Balance
<b>Account: 1-5165-10 (Salaries-Veterinary)</b>						
08/01/2018						\$124,352.36
			<i>Account Beginning Balance</i>			
08/03/2018	12342-9	Payroll	Salaries	\$10,889.39		
08/17/2018	12376-9	Payroll	Salaries	\$10,886.47		
08/31/2018	12406-9	Payroll	Salaries	\$11,041.93		
			<i>Account Subtotals</i>	\$32,817.79	↓	\$0.00
08/31/2018			<i>Account Net Change</i>			\$32,817.79 ✓
08/31/2018			<i>Account Ending Balance</i>			\$157,170.15
 <b>1-5191-00</b>						
<b>Account: 1-5191-00 (Utilities Gas &amp; Electric)</b>						
08/01/2018						\$335,458.61
			<i>Account Beginning Balance</i>			
08/03/2018	12375-270	Accounts Payable	P G & E-Services through 7/7/18-8/3/18	✓ \$1,115.90		
08/03/2018	12375-272	Accounts Payable	P G & E-Services through 7/5/18-8/2/18	✓ \$55,957.31		
08/03/2018	12375-276	Accounts Payable	P G & E-Services through 07/05/18-08/0	✓ \$11,531.15		
08/22/2018	12435-76	Accounts Payable	P G & E-Services though 7/21/18-08/21/	\$62.48		
08/22/2018	12435-78	Accounts Payable	P G & E-Service through 7/21/18-8/20/1	\$70.32		
08/23/2018	12435-84	Accounts Payable	P G & E-Service through 7/23/18-8/21/1	\$39.67		
			<i>Account Subtotals</i>	\$68,776.83	↓	\$0.00
08/31/2018			<i>Account Net Change</i>			\$68,776.83 ✓
08/31/2018			<i>Account Ending Balance</i>			\$404,235.44
 <b>1-5200-03</b>						
<b>Account: 1-5200-03 (Workers Comp-Animal)</b>						
08/01/2018						\$113,249.05
			<i>Account Beginning Balance</i>			
08/03/2018	12342-85	Payroll	Workers Comp	\$702.71		
08/03/2018	12342-91	Payroll	Workers Comp	\$7,949.75		
08/17/2018	12376-84	Payroll	Workers Comp	\$701.24		
08/17/2018	12376-90	Payroll	Workers Comp	\$7,863.27		
08/31/2018	12406-75	Payroll	Workers Comp	\$690.16		
08/31/2018	12406-81	Payroll	Workers Comp	\$8,013.85		

2018-8 Page 47 of 64

**Fresno's Chaffee Zoo Corporation**  
**General Ledger Report**  
 August 2018

✓Ties to Income Statement

Date	Trans.	Journal	Reference	Debit Amount	Credit Amount	Balance
<b>Account: 1-5200-03 (Workers Comp-Animal)</b>						
			<i>Account Subtotals</i>	\$25,920.98	\$0.00	
08/31/2018			<i>Account Net Change</i>			\$25,920.98 ✓
08/31/2018			<i>Account Ending Balance</i>			<u>\$139,170.03</u>
 <b>1-5200-10</b>						
<b>Account: 1-5200-10 (Workers Comp-Veterinary)</b>						
08/01/2018			<i>Account Beginning Balance</i>			\$10,494.13
08/03/2018	12342-92	Payroll	Workers Comp	\$1,012.74		
08/17/2018	12376-91	Payroll	Workers Comp	\$1,012.51		
08/31/2018	12406-82	Payroll	Workers Comp	\$1,023.23		
			<i>Account Subtotals</i>	\$3,048.48	\$0.00	
08/31/2018			<i>Account Net Change</i>			\$3,048.48 ✓
08/31/2018			<i>Account Ending Balance</i>			<u>\$13,542.61</u>
08/01/2018			<i>Grand Total Beginning Balance</i>			\$2,604,791.54
08/31/2018			<i>Grand Total Net Change</i>			<u>\$516,194.55</u>
08/31/2018			<i>Grand Total Ending Balance</i>			<u>\$3,120,986.09</u>

2018-8 Page 48 of 64

**Fresno's Chaffee Zoo Corporation**  
**General Ledger Report**  
August 2018

Report name: Measure Z  
Include these dates: Last month (8/1/2018 to 8/31/2018)  
Do not show budget  
Do not include encumbrance transactions  
Include all Funds  
Include all Projects  
Include these Account Attributes: Include Zoo Authority 2018: Yes  
Include all Accounts  
Include these Categories: Expense  
Include all Journals  
Include all Project Attributes  
Include all Transaction Attributes  
Include all Classes  
Include all Posted Transactions  
Include all Not Yet Posted Transactions  
Do not exclude accounts with a zero beginning balance and no activity  
Do not exclude accounts with no activity  
User has access to all accounts  
Include all Project Schedule of Values(s)  
Include all Event & Appeals(s)  
Include all Departments(s)



✓ Ties to General Ledger

# LayneLabs

Natural Diets For Pets & Wildlife

4303 Huasna Rd.  
Arroyo Grande, CA 93420

## INVOICE

DATE 5/1/2018

INVOICE 109636

<b>CUSTOMER</b> Chaffee Zoo 894 W. Belmont Ave. Fresno, CA 93728
---

PHONE	
TRACKING	780774212121
ORDER REF	
TERMS	Net 030

ORDERED	SKU	DESCRIPTION	RATE	EXTENDED
3,000	MF0000	Frozen Mice - 1-Day-Old	0.25	750.00
2,000	MF5000	Frozen Mice - Hoppers	0.50	1,000.00
150	RF04000	Frozen Rats - Small	1.75	262.50
1	LAYNE LAB...	Freight	94.32	94.32



LayneLabs.com  
Orders@LayneLabs.com  
805-474-1354

Subtotal:	\$2,106.82
Sales Tax: (7.5%)	\$150.94
Total Cost:	\$2,257.76
Payments:	\$0.00

**BALANCE DUE:** \$2,257.76 ✓

1-5003-03 y

# West Coast Processors

19051 Goldenwest St Ste 106-211  
Huntington Beach, CA 92648

# Invoice

Date	Invoice #
5/29/2018	15074

Bill To
Fresno Chaffee Zoo 894 W Belmont Ave FRESNO, CA 93728

Ship To
Fresno Chaffee Zoo 894 W Belmont Ave FRESNO, CA 93728

P.O. Number	Terms	Rep	Ship	Via	F.O.B.	Booking Number
SEE BELOW	Net 30	LdA	5/29/2018	HTI	Delivered	N/A

Quantity	Lot No.	Description	Price Per/Lb.	Amount
1,058.42	81389	Frozen Capelin 35/45 ct. 35% Female, 44.10 Carrton	1.10	1,164.26
815.7	80156	Frozen Pacific Herring 10 kg Cartons	0.62	505.73
1	Freight	Freight	343.75	343.75
		SLCFISH001R14		

Thank you for your business.	<b>Total</b> <u>\$2,013.74</u> ✓
------------------------------	----------------------------------

1-5003-03  
Pls divide

# West Coast Processors

19051 Goldenwest St Ste 106-211  
Huntington Beach, CA 92648

# Invoice

Date	Invoice #
5/7/2018	15061

Bill To
Fresno Chaffee Zoo 894 W Belmont Ave FRESNO, CA 93728

Ship To
Fresno Chaffee Zoo 894 W Belmont Ave FRESNO, CA 93728

P.O. Number	Terms	Rep	Ship	Via	F.O.B.	Booking Number
SEE BELOW	Net 30	LdA	5/4/2018	HTI	Delivered	N/A

Quantity	Lot No.	Description	Price Per/Lb.	Amount
1,058.42	80955	Frozen Norwegian Capelin 44.10 lb Case	1.10	1,164.26
815.7	80156	Frozen Pacific Herring 10 kg Cartons	0.62	505.73
1	Freight	Freight	343.75	343.75
		SLCFISH001R13		

Thank you for your business.

**Total**

**\$2,013.74** ✓

*(Handwritten signature)*

**VALLEY PRODUCE, INC.**

Sold to Travis Chaffer Zoo

Date 8/7/18

P.O. BOX 11664, FRESNO, CALIFORNIA 93774

PHONE (559) 237-3328

**No. C 2505757**

e-mail: valleypro@comcast.net

FAX (559) 237-5611

✓	QUAN.	ITEM	PRICE	AMOUNT	✓	QUAN.	ITEM	PRICE	AMOUNT	✓	QUAN.	ITEM	PRICE	AMOUNT
		Broccoli Florets												
✓	10	BROCCOLI Crown (18ct)	1100	11000	✓	3	EGGS 15/6oz	50	150	✓	3	CARROTS 50# 25#	295	892
✓	4	CAULIFLOWER	600	2400	✓	1	KALE	1800	1800			Grabits 100/200 ct		
		CELERY			✓	4	LEEEKS	1000	4000			48/1# Carrot		
		CABBAGE white			✓	1	CORN					Baby Carrot		
		CABBAGE red					CORN					Pinto Beans #100		
		CILANTRO					HERBS			✓	1	Case Catus		2400
		SPRING MIX 3#					Basil					J. Yel. Onions		
✓	1 case	Endive Curly	3450	3450			Chives					Red Onions		
		LETTUCE			✓	1/2	Beets	1575	787.5	✓	2	Case Collard greens	2500	5000
✓	4 cases	Green Leaf	1700	6800			Rosemary					Potatoes		
✓	2 cases	Red Leaf	1700	3400			Thyme					10/5 Russet		
✓	20 cases	Romaine	1750	35000	✓	1	Yogurt Flavoured	350	350			5/10 Russet		
		SPINACH 2 1/2 #	190	380			Apples					Ctn. Russet		
		EGGPLANT 1 commissary			✓	4	Apples	10800	43200			Red Potatoes sz		
✓	1	Powdered milk	1475	1475			Apples Sliced 100/200			✓	2	Case Chard	215	430
		PARSLEY Flat / Curly			✓	1 case	Jernip Greens	2900	2900	✓	30	YAMS (Med) JERABO	280	8400
✓	1	Box Jello Sugar	250	250			Oranges					Jicama		
		GREEN ONIONS			✓	2	Lemons	400	800	✓	1	Butternut Squash		200
		RADDISH					Limes			✓	15	CUCUMBERS		1200
✓	10	GREEN BEANS	1700	17000	✓	30	Banana's	2400	72000	✓	1	ACORN Squash		200
		ASPARAGUS					Raspberries			✓	1	SQUASH Spicy		200
✓	10	Jernip	2850	28500	✓	6	Blueberries	1500	9000	✓	1 case	Med. I.T. Squash		1800
✓	1	BELL PEPPER Green	2300	2300			Blackberries					Yellow Squash		
		BELL PEPPER Red			✓	10	GRAPES Red	2800	28000	✓	2	Grapefruit		200
		Chili Jalapeno					GRAPES Lunch Bunch			✓	3	Avocado (Ripe)		450
		Chili Tomatillo			✓	2	Kiwi	400	800			Avocado (Firm)		
		Chili Long Grn/Pasilla			✓	1 case	Mango's	1200	1200			Garlic (5# Peeled)		
		2 case Dandelion Greens	5700	11400			Nectarines					Garlic (Whole)		
		Alfalfa Sprouts 1#/4oz			✓	5	Papaya	1500	7500	✓	4	Case Sweet Potato (JB)		11100
		Bean Sprouts			✓	3	Peach	450	1350	✓	1	TOMATOES		1800
		Cole Slaw (white cabbage)			✓	1	Pear Bartlett	3550	3550			ROMA TOMATOES		
		Cabbage Shred Red			✓	2	Pineapple	600	1200			GRAPE TOMATOES		
✓	2	Carrot Shred Y Coin	280	560			Plum					CHERRY TOMATOES		
		Carrot Sticks 2/4			✓	4	Strawberry	1000	4000	✓	8	9oz Veggie		3800
		Celery Sticks 2/4			✓	1	Case COCONUT	2100	2100	✓	1	Case OATMEAL (soft)		900
		Yel. Onions Sliced/Diced					MELON					MUSHROOMS (sliced)		
		Red Onions Sliced/Diced			✓	17	Cantaloupe	1000	17000			Button Mushroom		
		Tossed Salad / SC			✓	3	Honeydew	900	2700	✓	20	Medium Mushroom		2150
		Shred Lettuce			✓	2	Watermelon #	1300	2600			Portabella Mushroom		
		Cabbage/Romaine Blend										12/8 oz. Mushroom		

ORDER FILLED BY

DELIV. BY

REC'D IN GOOD ORDER BY

G.O.D.

TOTAL ▶

163255 ✓

TERMS: NET CASH - A FINANCE CHARGE OF 1 1/2 % PER MONTH (18% PER YEAR) WILL BE CHARGED ON PAST DUE ACCOUNTS. ALL CLAIMS FOR RETURN OF GOODS MUST BE MADE WITHIN 24 HOURS AFTER RECEIPT OF MERCHANDISE.

THANK YOU

1-5003-0318

THE HAY COMPANY  
10470 E. McKINLEY  
SANGER, CA 93657  
(559) 251-2981

CUSTOMER P.O. NUMBER \_\_\_\_\_ DATE Aug 10 20 18  
NAME Chaffee Zoo  
ADDRESS \_\_\_\_\_  
CITY \_\_\_\_\_

SOLD BY \_\_\_\_\_ CASH  CHARGE  CUSTOMER ACCOUNT# \_\_\_\_\_

QUAN.	DESCRIPTION	PRICE	AMOUNT
1	Aeratah		10 94
1	Deer Milk Replacer		64 95
2	Parrot w/ Sunflower <sup>21/100</sup>		43 20
1	50# Calf Manna		36 95
1	50# White Salt		6 63
	Delivery		250 00
	TAX		379 89
	TOTAL		5143 44 ✓

Cont from  
ch # 147622

TERMS: Bills are due and payable on the 10th of the month. PAST DUE bills are subject to 1 1/2% interest per month. (ANNUAL RATE 18%)

INVOICE

No. 147623

Rec'd By

Sel by Chip + Steve

Ties to General Ledger

THE HAY COMPANY  
10470 E. McKINLEY  
SANGER, CA 93657  
(559) 251-2981

CUSTOMER P.O. NUMBER \_\_\_\_\_ DATE Aug 10 20 18  
NAME Chaffee Zoo  
ADDRESS \_\_\_\_\_  
CITY \_\_\_\_\_

SOLD BY \_\_\_\_\_ CASH  CHARGE  CUSTOMER ACCOUNT# \_\_\_\_\_

QUAN.	DESCRIPTION	PRICE	AMOUNT
	Africa		
36	Dht	15 95	574 20
4	Attalja	16 95	67 80
32	Bermuda	15 95	510 40
	Asia		
5	Dat	15 95	79 75
2	Attalja	16 95	33 90
17	Orchard	19 95	339 15
8	Bermuda	15 95	127 60
4	Max Insecticide	39 98	159 92
1	Dmb 100		18 80
1	Wheat Medds		9 86
2	Rodent Chow	19 50	39 00
2	Max Parrot Breeders	36 50	73 00
75	Max Wild Herb Pellets	230 90	2317 50
	TAX		
	TOTAL		

Cont on  
ch # 147623

Cont.

TERMS: Bills are due and payable on the 10th of the month. PAST DUE bills are subject to 1 1/2% interest per month. (ANNUAL RATE 18%)

INVOICE

No. 147622

Rec'd By

Sel by Chip + Steve

# VALLEY PRODUCE, INC.

P.O. BOX 11664, FRESNO, CALIFORNIA 93774  
e-mail: valleypro@comcast.net

Sold to Fresno Chaffee Zoo Date 8/14/18  
PHONE (559) 237-3328 **No. C 2505955**  
FAX (559) 237-5611

QUAN.	ITEM	PRICE	AMOUNT	QUAN.	ITEM	PRICE	AMOUNT	QUAN.	ITEM	PRICE	AMOUNT
X 10	BROCCOLI Crown (18ct)	2200	22000	X (8)	EGGS 15/doz	1600	12800	X 4	CARROTS (50#) 25#	2750	11000
X (4)	CAULIFLOWER	800	3200	X 20	KALE	1950	39000		Grabits 100/200 ct		
	CELERY			X (4)	LEEKS		1200		48/1# Carrot		
	CABBAGE white				CORN				Baby Carrot		
	CABBAGE red				HERBS			X 1	Pinto Beans #100		
	CILANTRO				Basil				Ass Cater	2600	2600
	SPRING MIX 3#				Chives				J. Yel. Onions		
X 1	Passrip	3875	3875		Mint			X 2	Red Onions		
	LETTUCE				Rosemary				Chard	2000	2000
X 40	Green Leaf	170	6800		Thyme				Potatoes		
X 30	Red Leaf	170	5100		OT FLAV YOGURT	350			10/5 Russet		
X 20	Romaine	180	3600	X (1)	Apples				5/10 Russet		
	SPINACH 2 1/2 #			X 4	Apples 1/2 size	290	1160		Ctn. Russet		
	EGGPLANT			X 4	Apples Sliced 100/200	290	1160	X (8)	Red Potatoes sz		
X 1	Sweet Potato Jumbo	265	265	X 2	Callard Greens	245	490	X 3	7 Non Veggie	3800	3800
	PARSLEY Flat / Curly			X 2	Oranges				YAMS Med Jumbo	2850	8550
X 1	Turnip 25#	285	285	X 2	Lemons	300	600		Jicama		
	GREEN ONIONS			X 15	Limes			X 15	CUCUMBERS		1350
	RADDISH			X 40	Banana's	9600	38400	X (1)	Spea. Squash		200
X 10	GREEN BEANS	1900	19000	X (3)	Raspberries			X (1)	SQUASH ACORN		200
	ASPARAGUS			X 100	Blueberries 11oz	1200	12000	X 1	Med. I.T. Squash		1800
X (2)	Baby Food	250	500	X 1	Blackberries				Yellow Squash		
X 100	BELL PEPPER Green	1950	19500	X 1	GRAPES Red	2600	2600	X (1)	Butternut Squash		200
	BELL PEPPER Red			X 2	GRAPES Lunch Bunch			X (3)	Avocado (Ripe)		450
	Chili Jalapeno			X 2	Kiwi	300	600		Avocado (Firm)		
	Chili Tomatillo			X 20	Mango's	1200	2400		Garlic (5# Peeled)		
	Chili Long Grn/Pasilla			X 2	Nectarines				Garlic -(Whole)		
X (6)	Sal Distilled Water	1800	1800	X (4)	Papaya	1200	4800	X 1	Turnip	255	255
	Alfalfa Sprouts 1#/4oz			X 2	Peach White	300	600		TOMATOES		
	Bean Sprouts			X 2	Pear				ROMA TOMATOES		
	Cole Slaw (white cabbage)			X (2)	Pineapple	600	1200		GRAPE TOMATOES		
	Cabbage Shred Red			X (4)	Plum				CHERRY TOMATOES		
X 2	Carrot Shred / Coin	300	600	X (4)	Strawberry	1000	4000	X 2	Dandelion	5700	5700
	Carrot Sticks 2/4			X 2	Grapefruit	300	600	X 1	Curly Endive	3450	3450
	Celery Sticks 2/4			X 2	MELON				MUSHROOMS (sliced)		
	Yel. Onions Sliced/Diced			X (9)	Cantaloupe	1350	12150		Button Mushroom		
	Red Onions Sliced/Diced			X (3)	Honeydew	790	2370	X 10	Medium Mushroom		2000
	Tossed Salad / SC			X (3)	Watermelon #	1800	5400		Portabella Mushroom		
	Shred Lettuce								12/8 oz. Mushroom		
	Cabbage/Romaine Blend										

ORDER FILLED BY \_\_\_\_\_ DELIV BY \_\_\_\_\_ REC'D IN GOOD ORDER BY \_\_\_\_\_ C.O.D. **TOTAL** 116200

TERMS: NET CASH - A FINANCE CHARGE OF 1 1/2 % PER MONTH (18% PER YEAR) WILL BE CHARGED ON PAST DUE ACCOUNTS. ALL CLAIMS FOR RETURN OF GOODS MUST BE MADE WITHIN 24 HOURS AFTER RECEIPT OF MERCHANDISE. THANK YOU

504503 0032 18.00 1-5003-0319 1002.00

# LayneLabs

Natural Diets For Pets & Wildlife

4303 Huasna Rd.  
Arroyo Grande, CA 93420

## INVOICE

DATE 8/20/2018

INVOICE 111376

<b>CUSTOMER</b> Chaffee Zoo 894 W. Belmont Ave. Fresno, CA 93728
---

PHONE	
TRACKING	782388632659
ORDER REF	
TERMS	Net 030

ORDERED	SKU	DESCRIPTION	RATE	EXTENDED
1,000	MF2000	Frozen Mice - Large Pinkies	0.30	300.00
1,000	MF5000	Frozen Mice - Hoppers	0.50	500.00
200	MF7000	Frozen Mice - Medium	0.65	130.00
400	MF8000	Frozen Mice - Large	0.70	280.00
300	RF04000	Frozen Rats - Small	1.75	525.00
40	RF06000	Frozen Rats - Medium	2.25	90.00
2	LAYNE LAB...	Freight	54.99	109.98



LayneLabs.com  
Orders@LayneLabs.com  
805-474-1354

Subtotal:	\$1,934.98
Sales Tax: (7.75%)	\$141.44
Total Cost:	\$2,076.42
Payments:	\$0.00

**BALANCE DUE:** \$2,076.42 ✓

1-5003-03 1/2

Deliver By 8AM

Ties to General Ledger

# VALLEY PRODUCE, INC.

Sold to Jessie Chaffee Zoo

Date 8/21/18

P.O. BOX 11664, FRESNO, CALIFORNIA 93774

PHONE (559) 237-3328

No. C 2506059

e-mail: valleypro@comcast.net

FAX (559) 237-5611

✓	QUAN.	ITEM	PRICE	AMOUNT	✓	QUAN.	ITEM	PRICE	AMOUNT	✓	QUAN.	ITEM	PRICE	AMOUNT
		Broccoli Florets												
		BROCCOLI Crown /18ct			X	17	EGGS 15/doz	1750	1750	X	4	CARROTS 50#	2750	11000
X	2	CAULIFLOWER	300		X	1	Qt yogurt	375				Grabits 100/200 ct		
X	1	CELERY	150		X	1	KALE	1800				48/1# Carrot		
		CABBAGE white			X	4	LEEKs	1000				Baby Carrot		
		CABBAGE red			X	24	CORN	1200				Pinto Beans #100		
		CILANTRO					HERBS			X	1	Froz Corn		475
		SPRING MIX 3#					Basil					J. Yel. Onions		
X	1	curly Cactus		245			Chives					Red Onions		
		LETTUCE					Mint			X	6	Froz. Veggies		2850
X	4	Green Leaf	1800	7200			Rosemary					Potatoes		
X	3	Red Leaf	1800	5400			Thyme					10/5 Russet		
X	16	Romaine	1800	28800	X	2	Grapefruit	300				5/10 Russet		
		SPINACH 2 1/2#			X	3	Apples Gala	2900	8700			Ctn. Russet		
		EGGPLANT					Apples					Reg Potatoes sz		
X	2	Red Onion Shred		570			Apples Sliced 100/200			X	2	Chard	2100	4200
		PARSLEY Flat / Curly			X	5	Dried Fig	3600		X	3	YAMS Med Jumbo	2900	8700
X	1	Curly Endive		3600	X	1	Oranges 50/72	2800				Jicama		
		GREEN ONIONS					Lemons			X	1	Collard Green	250	2500
		RADDISH					Limes			X	12	CUCUMBERS		1080
X	10	GREEN BEANS		1900	X	2	Banana's	2400	4800	X	2	Sweet Pot (Jumbo)		5200
		ASPARAGUS					Raspberries					SQUASH		
X	25	Beets		1775			Blueberries			X	2	Med. I.T. Squash	1900	3800
X	10	BELL PEPPER Green		1900			Blackberries					Yellow Squash		
		BELL PEPPER Red					GRAPES Red					Jurnis Greens		250
		Chili Jalapeno					GRAPES Lunch Bunch			X	2	Avocado (Ripe)		300
		Chili Tomatillo			X	1	Kiwi	150				Avocado (Firm)		
		Chili Long Grn/Pasilla			X	100	Mango's	1200				Garlic (5#Peeled)		
X	1	GAI Vegetable Oil		925			Nectarines					Garlic - (Whole)		
		Alfalfa Sprouts 1#/4oz			X	5	Papaya	1500		X	1	PASTA		375
		Bean Sprouts			X	3	Peach	3600		X	1	TOMATOES		1850
		Cole Slaw (white cabbage)					Pear					ROMA TOMATOES		
		Cabbage Shred Red			X	2	Pineapple	600				GRAPE TOMATOES		
X	4	Carrot Shred 1-Coin		560			Plum					CHERRY TOMATOES		
		Carrot Sticks 2/4			X	4	Strawberry	1000		X	1	Box Jello		250
		Celery Sticks 2/4			X	1	Ketchup	475		X	1	APPLE SAUCE		400
		Yel. Onions Sliced/Diced					MELON					MUSHROOMS (sliced)		
		Red Onions Sliced/Diced			X	5	Cantaloupe	750				Button Mushroom		
		Tossed Salad / SC					Honeydew			X	10	Medium Mushroom		2050
		Shred Lettuce					Watermelon #					Portabella Mushroom		
		Cabbage/Romaine Blend										12/8 oz. Mushroom		

ORDER FILLED BY

DELIV. BY

Brooksville All Food C.O.D. including oil

TOTAL

1407

TERMS: NET CASH - A FINANCE CHARGE OF 1 1/2 % PER MONTH (18% PER YEAR) WILL BE CHARGED ON PAST DUE ACCOUNTS. ALL CLAIMS FOR RETURN OF GOODS MUST BE MADE WITHIN 24 HOURS AFTER RECEIPT OF MERCHANDISE.

THANK YOU



THE HAY COMPANY  
 10470 E. McKINLEY  
 SANGER, CA 93657  
 (559) 251-2981

CUSTOMER P.O. NUMBER \_\_\_\_\_ DATE Aug 24 2018

NAME Cherokee Zoo  
 ADDRESS \_\_\_\_\_

CITY \_\_\_\_\_  
 SOLD BY \_\_\_\_\_ CASH \_\_\_\_\_ CHARGE  CUSTOMER ACCOUNT # \_\_\_\_\_

1-5045-038

QUAN.	DESCRIPTION	PRICE	AMOUNT
	Arise		
5	Out	15.45	77.25
1	Alfalfa		16.95
11	Dura Band	19.45	213.95
5	Guernsey	15.45	77.25
2	Shrew-Bedding	8.95	17.90
	Arise		
25	Out	15.45	386.25
4	Alfalfa	16.95	67.80
12	Baldwida	15.45	287.10
4	Instantene	39.48	157.92
1	Uno 100		18.80
1	50# Cow Manna		31.95
1	Millet Serum		26.97
1	50w P/a		23.90
TAX			
TOTAL			

Low...  
 1744  
 Book Stoull

TERMS: Bills are due and payable on the 10th of the month. PAST DUE bills are subject to 1 1/2% interest per month. (ANNUAL RATE 18%)

INVOICE

No. 247743

Rec'd By

5045-03 0032-17.90  
 5003-03 0032-2402.39  
 Rec'd by [Signature] + Chip

Ties to General Ledger

THE HAY COMPANY  
 10470 E. McKINLEY  
 SANGER, CA 93657  
 (559) 251-2981

CUSTOMER P.O. NUMBER \_\_\_\_\_ DATE Aug 24 2018

NAME Cherokee Zoo  
 ADDRESS \_\_\_\_\_

CITY \_\_\_\_\_  
 SOLD BY \_\_\_\_\_ CASH \_\_\_\_\_ CHARGE  CUSTOMER ACCOUNT # \_\_\_\_\_

QUAN.	DESCRIPTION	PRICE	AMOUNT
2	Monobond Sheet	20.90	41.80
1	Monobond Sheet		41.95
2	Mid Product	19.50	39.00
2	Mid Product	36.50	73.00
5	Mid Product	26.50	132.50
2	Mid Product	19.90	39.80
1	Arise		52.10
5	Mid Product	28.90	144.50
	Shipping		250.00
TAX			178.95
TOTAL			2430.19

Low...  
 1743  
 Charge

TERMS: Bills are due and payable on the 10th of the month. PAST DUE bills are subject to 1 1/2% interest per month. (ANNUAL RATE 18%)

INVOICE

No. 247743

Rec'd By

1-5003-038  
 Rec'd by [Signature] + Chip



# ENERGY STATEMENT

2018-8 Page 59 of 64

[www.pge.com/MyEnergy](http://www.pge.com/MyEnergy)

Account No: 7044237853-8

Statement Date: 08/03/2018

Due Date: 08/20/2018

## Service For:

FRESNO'S CHAFFEE ZOO CORPORATION  
890 W BELMONT AVE  
FRESNO, CA 93728

## Questions about your bill?

Business Specialist available:  
Mon-Fri: 7am to 6pm  
1-800-468-4743  
[www.pge.com/MyEnergy](http://www.pge.com/MyEnergy)

## Local Office Address

705 P Street  
Fresno, CA 93760

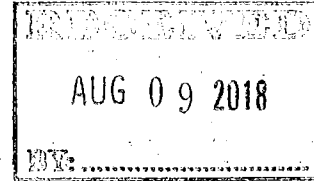
## Your Account Summary

✓ Ties to General Ledger

Amount Due on Previous Statement	\$10,633.19
Payment(s) Received Since Last Statement	-10,633.19
Previous Unpaid Balance	\$0.00
Current Electric Charges	\$11,531.15

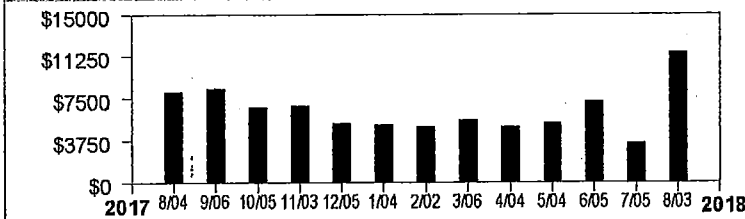
**Total Amount Due by 08/20/2018 \$11,531.15** ✓

5191-00 0087



## Electric Monthly Billing History

### Daily Usage Comparison



1 Year Ago	Last Period	Current Period
1256.13	1243.20	1292.93

Electric kWh / Day

Visit [www.pge.com/MyEnergy](http://www.pge.com/MyEnergy) for a detailed bill comparison

## Important Messages

Call **811** before you dig. A common cause of pipeline accidents is damage from digging. If you plan on doing any digging, such as planting a tree or installing a fence, please call **811** at least two working days before you dig. One free call will notify underground utilities to mark the location of underground lines, helping you to plan a safe project.



# ENERGY STATEMENT

2018-8 Page 60 of 64

[www.pge.com/MyEnergy](http://www.pge.com/MyEnergy)

Account No: 7044237853-8

Statement Date: 08/03/2018

Due Date: 08/20/2018

## Details of Electric Charges

07/05/2018 - 08/02/2018 (29 billing days)

Service For: 890 W BELMONT AVE

Service Agreement ID: 7044237158

07/05/2018 - 08/02/2018

Rate Schedule: NEMEXPM

Rate Description: Net Energy Metering Service

Net Charges

\$11,509.46

Energy Commission Tax

21.69

**Total Electric Charges**

**\$11,531.15**


## Service Information

Meter # 1004578075

Total Usage 37,495.000000 kWh

Serial L

Rotating Outage Block 8H





# ENERGY STATEMENT

2018-8 Page 61 of 64

Account No: 5915064925-5

Statement Date: 08/03/2018

Due Date: 08/20/2018

[www.pge.com/MyEnergy](http://www.pge.com/MyEnergy)

✓ Ties to General Ledger

## Service For:

FRESNO'S CHAFFEE ZOO CORPORATION  
894 W BELMONT AVE  
FRESNO, CA 93728

## Your Account Summary

Amount Due on Previous Statement  
Payment(s) Received Since Last Statement  
Previous Unpaid Balance  
Current Electric Charges

	\$106,811.77
	-106,811.77
AUG 08 2018	\$0.00
	\$55,957.31

## Questions about your bill?

Business Specialist available:  
Mon-Fri: 7am to 6pm  
1-800-468-4743  
[www.pge.com/MyEnergy](http://www.pge.com/MyEnergy)

**Total Amount Due by 08/20/2018 \$55,957.31** ✓

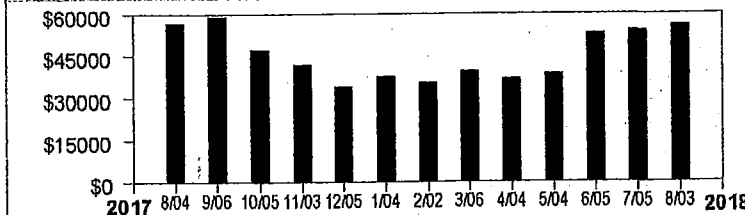
1-5191-00 0087

## Local Office Address

705 P Street  
Fresno, CA 93760

## Electric Monthly Billing History

### Daily Usage Comparison



1 Year Last Current  
Ago Period Period

10106 8979.14 9526.80  
Electric kWh / Day

Visit [www.pge.com/MyEnergy](http://www.pge.com/MyEnergy) for a detailed bill comparison

## Important Messages

Call 811 before you dig. A common cause of pipeline accidents is damage from digging. If you plan on doing any digging, such as planting a tree or installing a fence, please call 811 at least two working days before you dig. One free call will notify underground utilities to mark the location of underground lines, helping you to plan a safe project.



# ENERGY STATEMENT

www.pge.com/MyEnergy

2018-8 Page 62 of 64

Account No: 5915064925-5

Statement Date: 08/03/2018

Due Date: 08/20/2018

AUG 08 2018

## Details of Electric Charges

07/05/2018 - 08/02/2018 (29 billing days)

Service For: 894 W BELMONT AVE  
Service Agreement ID: 5915064187  
Rate Schedule: E19S Medium General Demand-Metered TOU Service

07/05/2018 - 08/02/2018

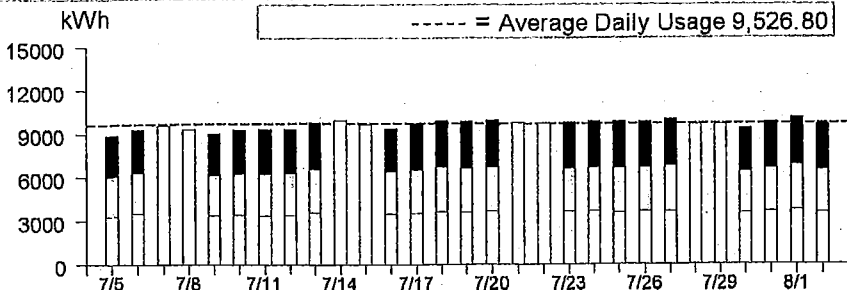
### Service Information

Meter # 1010078518  
Total Usage 276,277.200000 kWh  
  
Meter # 1010078518  
Reactive Power 122,361.000000 kVar  
  
Serial L  
Rotating Outage Block 8H

Customer Charge	29 days @ \$19.71253	\$571.66
Demand Charge		
Max Peak	585.600000 kW @ \$19.65000	11,507.04
Max Part Peak	552.000000 kW @ \$5.40000	2,980.80
Max Demand	585.600000 kW @ \$17.74000	10,388.54
Energy Charges		
Peak	64,063.200000 kWh @ \$0.16055	10,285.35
Part Peak	62,053.200000 kWh @ \$0.11613	7,206.24
Off Peak	150,160.800000 kWh @ \$0.08671	13,020.44
Power Factor Adjustment (@ 91.00% Power Factor)		-82.88
Energy Commission Tax		80.12

**Total Electric Charges \$55,957.31**

### Electric Usage This Period: 276,277.200000 kWh, 29 billing days



	Usage	Energy Charges
■ Peak <sup>1</sup>	23.18%	\$10,285.35
□ Part Peak <sup>2</sup>	22.47%	\$7,206.24
□ Off Peak <sup>3</sup>	54.35%	\$13,020.44

<sup>1</sup>Peak: 5/1-10/31 12:00pm-6:00pm, M-F (except Holidays);  
<sup>2</sup>Part Peak: 5/1-10/31 8:30am-12:00pm, 6:00pm-9:30pm, M-F (except Holidays); 11/1-4/30 8:30am-9:30pm, M-F (except Holidays);  
<sup>3</sup>Off Peak: Year Round 9:30pm - 8:30am, M-F (except Holidays); Sat-Sun; Holidays



Visit [www.pge.com/MyEnergy](http://www.pge.com/MyEnergy) for a detailed bill comparison.



# ENERGY STATEMENT

2018-8 Page 63 of 64

Account No: 1934497681-6

Statement Date: 08/03/2018

Due Date: 08/20/2018

[www.pge.com/MyEnergy](http://www.pge.com/MyEnergy)

✓ Ties to General Ledger

## Service For:

FRESNO'S CHAFFEE ZOO CORPORATION  
894 W BELMONT AVE  
FRESNO, CA 93728

## Your Account Summary

Amount Due on Previous Statement

\$1,319.60

Payment(s) Received Since Last Statement

AUG 08 2018

-1,319.60

Previous Unpaid Balance

\$0.00

Current Gas Charges

\$1,115.90

## Questions about your bill?

Business Specialist available:  
Mon-Fri: 7am to 6pm  
1-800-468-4743  
[www.pge.com/MyEnergy](http://www.pge.com/MyEnergy)

**Total Amount Due by 08/20/2018**

**\$1,115.90** ✓

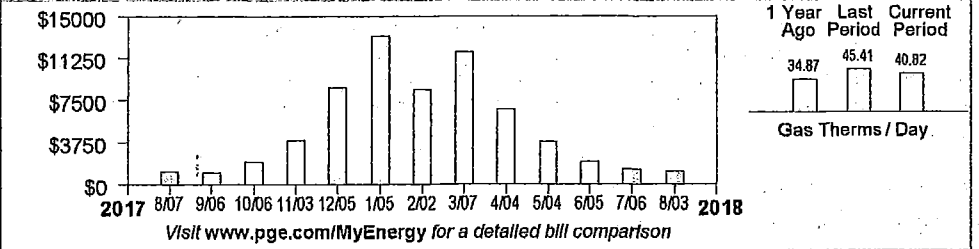
1-5191-00 0087

## Local Office Address

705 P Street  
Fresno, CA 93760

## Gas Monthly Billing History

### Daily Usage Comparison



## Important Messages

**Call 811 before you dig.** A common cause of pipeline accidents is damage from digging. If you plan on doing any digging, such as planting a tree or installing a fence, please call 811 at least two working days before you dig. One free call will notify underground utilities to mark the location of underground lines, helping you to plan a safe project.



# ENERGY STATEMENT


www.pge.com/MyEnergy

2018-8 Page 64 of 64

Account No: 1934497681-6

Statement Date: 08/03/2018

Due Date: 08/20/2018



## Details of Gas Charges

07/07/2018 - 08/03/2018 (28 billing days)

Service For: 894 W BELMONT AVE  
Service Agreement ID: 1934497465  
Rate Schedule: GNR1 Gas Service to Small Commercial Customers

### 07/07/2018 - 07/31/2018

Customer Charge	25 days @ \$2.14936	\$53.73
Gas Charges		
First 4,000 Therms/month	1,020.535714 Therms @ \$0.86528	883.05
Gas PPP Surcharge (\$0.04232/Therm)		43.19
Fresno Recovery Fee		9.37

### 08/01/2018 - 08/03/2018

Customer Charge	3 days @ \$2.14936	\$6.45
Gas Charges		
First 4,000 Therms/month	122.464286 Therms @ \$0.92854	113.71
Gas PPP Surcharge (\$0.04232/Therm)		5.20
Fresno Recovery Fee		1.20

**Total Gas Charges \$1,115.90**

## Service Information

Meter #	61202044
Current Meter Reading	73,135
Prior Meter Reading	72,309
Difference	826
Multiplier	1.383314
Total Usage	1,143.000000 Therms
Serial	L

## Gas Procurement Costs (\$/Therm)

07/07/2018 - 07/31/2018	\$0.20855
08/01/2018 - 08/03/2018	\$0.27181

## Additional Messages

**Customer Charge** To help deliver safe, reliable and affordable gas service to your business, PG&E charges a customer fee which is based on your highest average daily gas usage within the past 12 months. For the billing period ending on 01/05/2018, your highest average daily gas usage was 466.3 therms.

